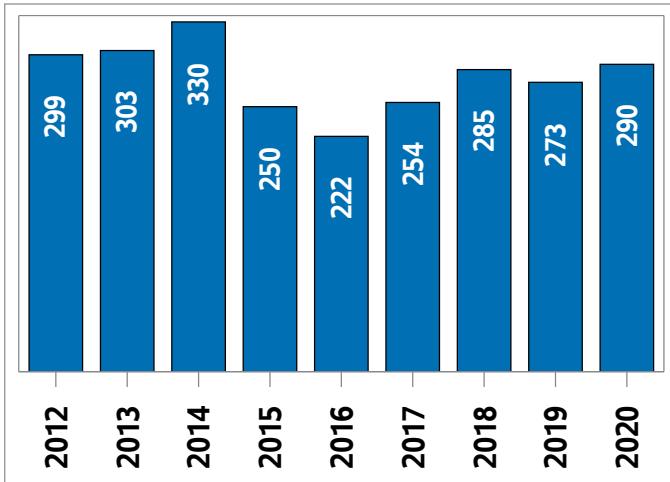


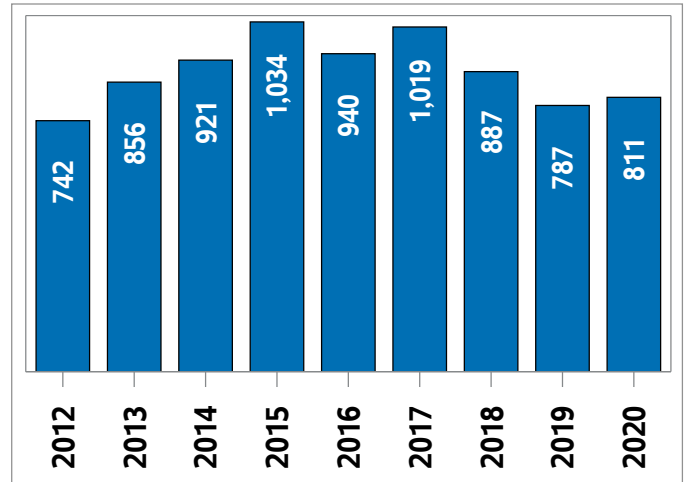
Saskatoon City and Region

MLS® Residential Market Activity

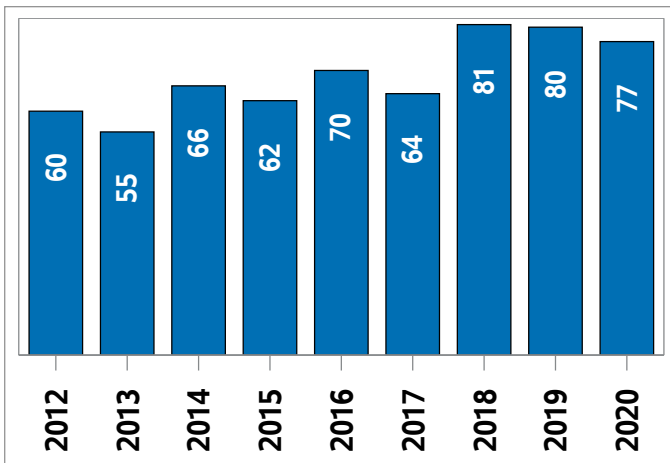
Sales Activity (January only)



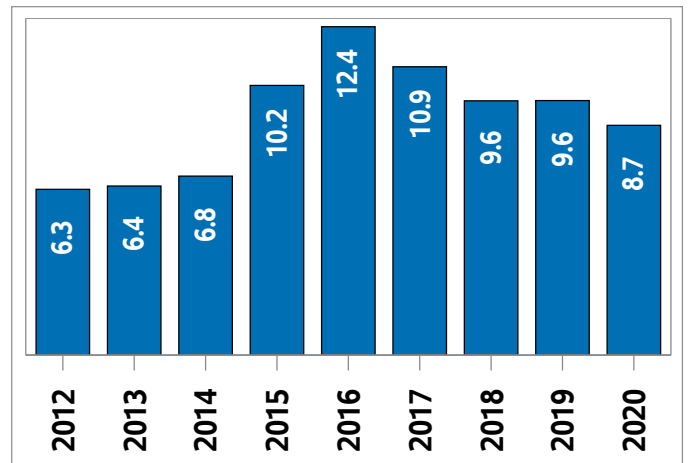
New Listings (January only)



Average Days on Market (January only)



Months of Inventory (January only)



Saskatoon City and Region MLS® Residential Market Activity

Actual	January 2020	Compared to ⁵					
		January 2019	January 2018	January 2017	January 2015	January 2013	January 2010
Sales Activity	290	6.2	1.8	14.2	16.0	-4.3	30.6
Dollar Volume (\$)	\$90,226,743	7.9	-0.9	9.9	5.2	-4.3	60.0
New Listings	811	3.0	-8.6	-20.4	-21.6	-5.3	42.0
Sales to New Listings Ratio ¹	36	34.7	32.1	24.9	24.2	35.4	38.9
Months of Inventory ²	8.7	9.6	9.6	10.9	10.2	6.4	6.8
Average Price (\$)	\$311,127	1.5	-2.6	-3.8	-9.3	-0.0	22.5
Sale to List Price Ratio	95.1	94.1	95.5	95.7	97.0	97.0	96.1
Average Days on Market	76.6	80.2	80.8	63.9	62.2	54.6	55.0

¹ Sales / new listings * 100; Compared to Levels from previous periods

² Active listings at month end / monthly sales; Compared to levels from previous periods

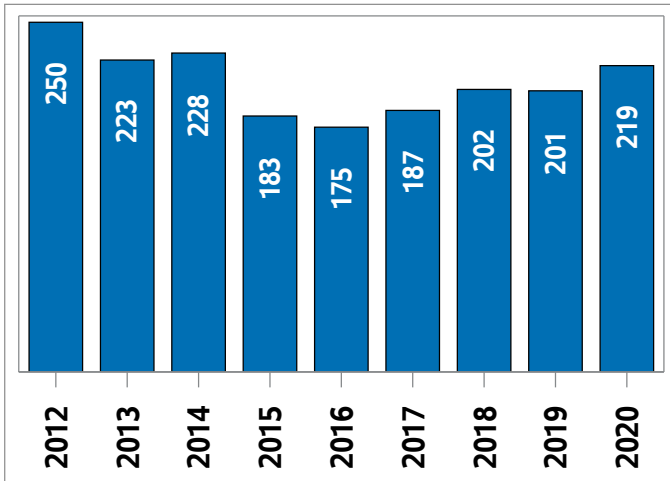
³ Sum of sales from January to current month / sum of new listings from January to current month

⁴ Average active listings from January to current month / average sales from January to current month

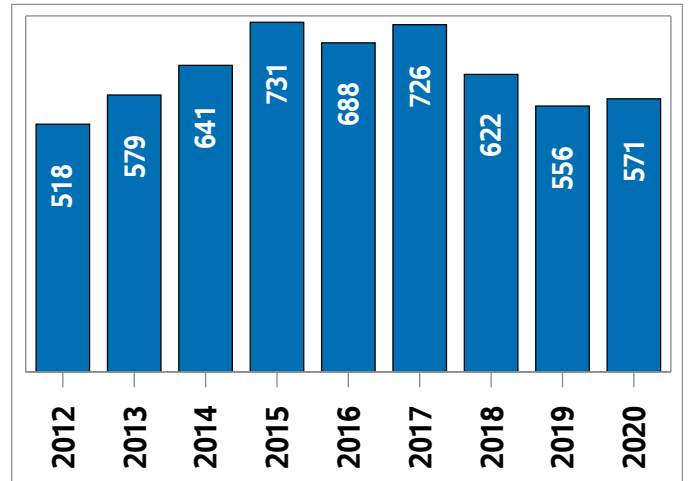
⁵ Sales to new listings ratio and months of inventory shown as levels; all others calculated as percentage changes

City of Saskatoon MLS® Residential Market Activity

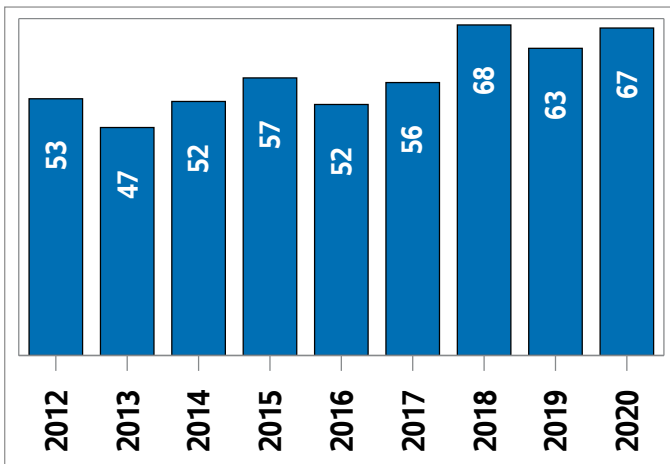
Sales Activity (January only)



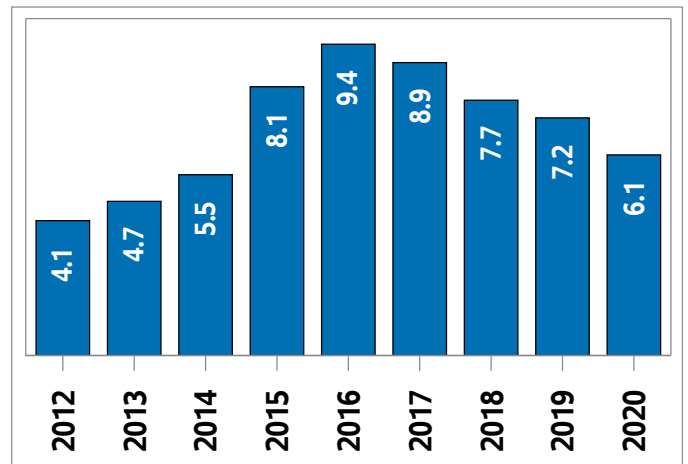
New Listings (January only)



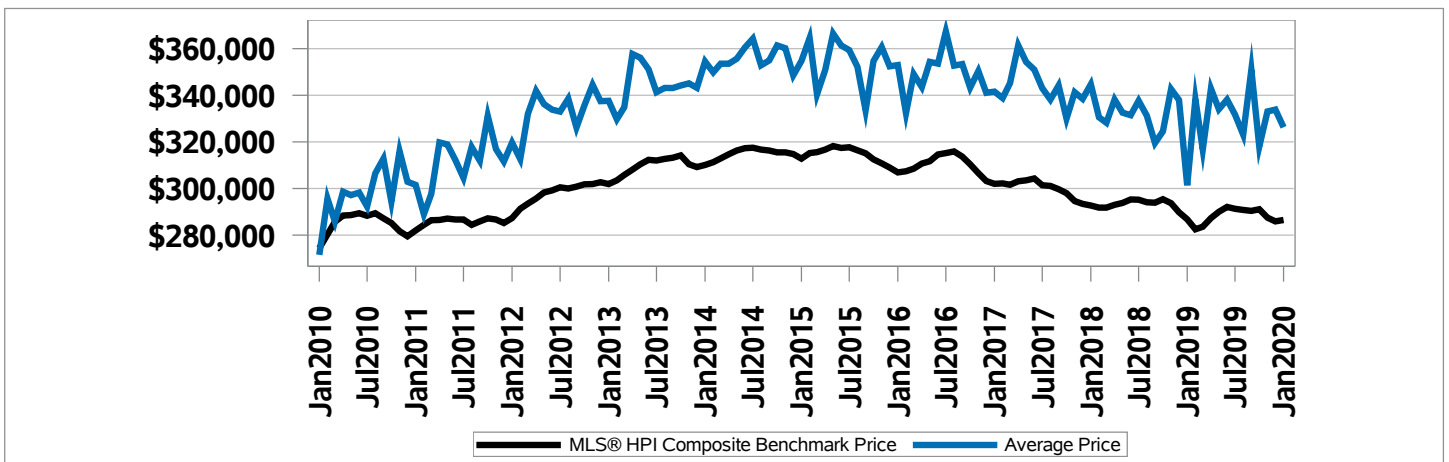
Average Days on Market (January only)



Months of Inventory (January only)



MLS® HPI Benchmark Price and Average Price



City of Saskatoon MLS® Residential Market Activity

Actual	January 2020	Compared to ⁵					
		January 2019	January 2018	January 2017	January 2015	January 2013	January 2010
Sales Activity	219	9.0	8.4	17.1	19.7	-1.8	23.7
Dollar Volume (\$)	\$71,454,893	18.0	2.6	11.9	10.1	-5.1	48.7
New Listings	571	2.7	-8.2	-21.3	-21.9	-1.4	42.4
Sales to New Listings Ratio ¹	38	36.2	32.5	25.8	25.0	38.5	44.1
Months of Inventory ²	6.1	7.2	7.7	8.9	8.1	4.7	4.6
Average Price (\$)	\$326,278	8.3	-5.3	-4.5	-8.0	-3.4	20.2
Sale to List Price Ratio	95.9	94.5	96.1	96.6	97.7	98.0	97.0
Average Days on Market	67.5	63.3	68.1	56.2	57.2	47.0	46.4

¹ Sales / new listings * 100; Compared to Levels from previous periods

² Active listings at month end / monthly sales; Compared to levels from previous periods

³ Sum of sales from January to current month / sum of new listings from January to current month

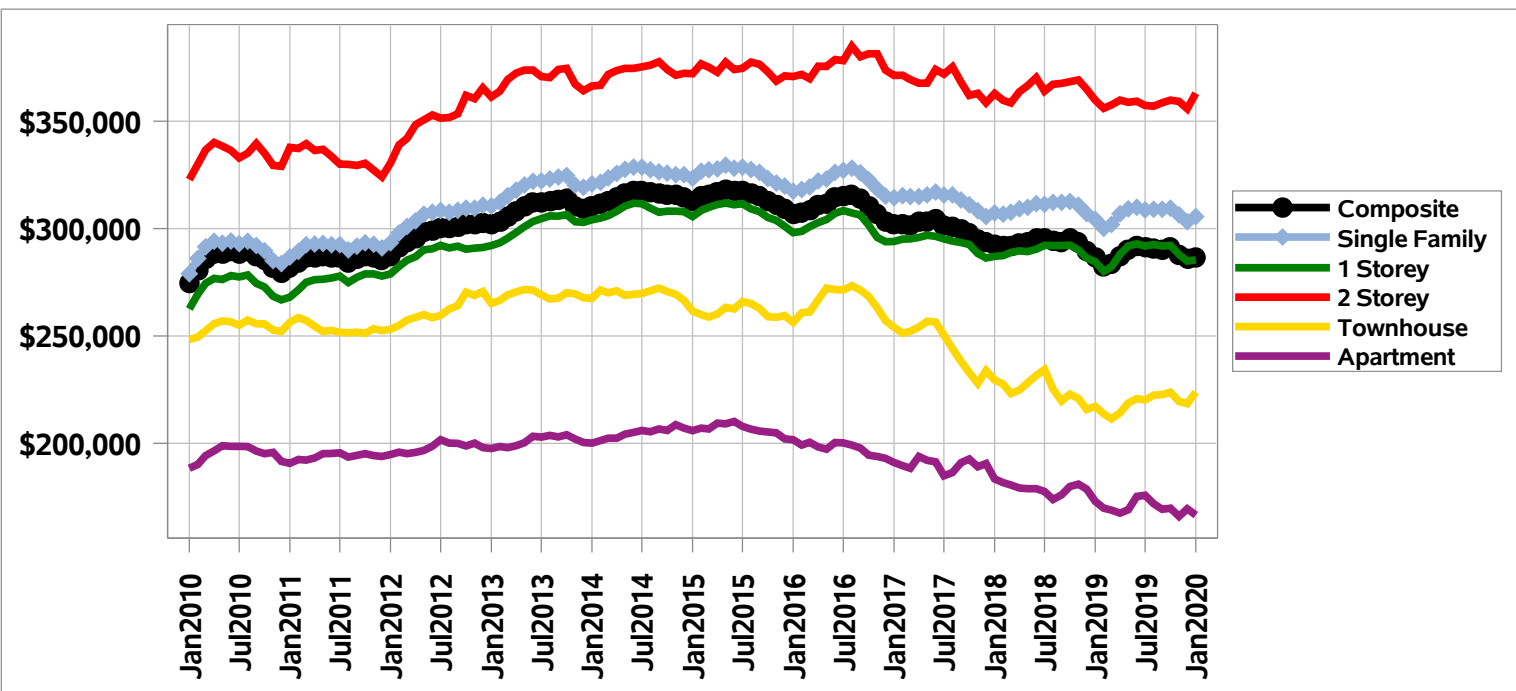
⁴ Average active listings from January to current month / average sales from January to current month

⁵ Sales to new listings ratio and months of inventory shown as levels; all others calculated as percentage changes

City of Saskatoon MLS® HPI Benchmark Price

Benchmark Type:	January 2020	percentage change vs.						
		1 month ago	3 months ago	6 months ago	12 months ago	3 years ago	5 years ago	10 years ago
Composite	\$286,500	0.2	-1.6	-1.6	-0.1	-5.1	-8.4	4.4
Single Family	\$305,600	0.8	-1.3	-1.0	0.4	-2.8	-5.5	9.5
One Storey	\$285,400	0.2	-2.3	-2.2	0.3	-2.9	-6.6	8.7
Two Storey	\$363,000	2.0	0.9	1.6	0.9	-2.2	-2.4	12.5
Townhouse	\$223,900	2.5	0.0	1.7	3.1	-11.9	-14.4	-9.8
Apartment	\$166,600	-1.7	-1.9	-5.2	-3.7	-12.8	-19.1	-11.6

Benchmark Type:	January 2020	Historical Values						
		1 month ago	3 months ago	6 months ago	12 months ago	3 years ago	5 years ago	10 years ago
Composite	\$286,500	\$285,900	\$291,100	\$291,300	\$286,800	\$302,000	\$312,800	\$274,400
Single Family	\$305,600	\$303,200	\$309,500	\$308,700	\$304,300	\$314,400	\$323,400	\$279,000
One Storey	\$285,400	\$284,900	\$292,200	\$291,900	\$284,600	\$294,000	\$305,600	\$262,600
Two Storey	\$363,000	\$355,800	\$359,800	\$357,300	\$359,800	\$371,300	\$372,100	\$322,800
Townhouse	\$223,900	\$218,500	\$223,800	\$220,200	\$217,200	\$254,000	\$261,600	\$248,300
Apartment	\$166,600	\$169,500	\$169,800	\$175,800	\$173,000	\$191,100	\$205,900	\$188,400



City of Saskatoon MLS® HPI Benchmark Descriptions

Composite

Features	Value
Above Ground Bedrooms	3
Basement Finish	Unfinished
Bedrooms	3
Below Ground Bedrooms	0
Exterior Walls	Masonry & Siding
Freshwater Supply	Municipal waterworks
Full Bathrooms	2
Garage Description	Attached, Single width
Gross Living Area (Above Ground; in sq. ft.)	1116
Half Bathrooms	0
Heating	Forced air
Heating Fuel	Natural Gas
Number of Fireplaces	0
Total Number Of Rooms	7
Type Of Foundation	Basement, Poured concrete
Wastewater Disposal	Municipal sewers
Year Built	1980

Single Family

Features	Value
Above Ground Bedrooms	3
Basement Finish	Unfinished
Bedrooms	4
Below Ground Bedrooms	1
Exterior Walls	Masonry & Siding
Freshwater Supply	Municipal waterworks
Full Bathrooms	2
Garage Description	Attached, Double width
Gross Living Area (Above Ground; in sq. ft.)	1151
Half Bathrooms	0
Heating	Forced air
Heating Fuel	Natural Gas
Lot Size	5886
Number of Fireplaces	0
Total Number Of Rooms	8
Type Of Foundation	Basement, Poured concrete
Type of Property	Detached
Wastewater Disposal	Municipal sewers
Year Built	1976

City of Saskatoon

MLS® HPI Benchmark Descriptions

1 Storey

Features	Value
Above Ground Bedrooms	3
Basement Finish	Unfinished
Bedrooms	4
Below Ground Bedrooms	1
Exterior Walls	Siding
Freshwater Supply	Municipal waterworks
Full Bathrooms	2
Garage Description	Attached, Single width
Gross Living Area (Above Ground; in sq. ft.)	1113
Half Bathrooms	0
Heating	Forced air
Heating Fuel	Natural Gas
Lot Size	6050
Number of Fireplaces	0
Total Number Of Rooms	7
Type Of Foundation	Basement, Poured concrete
Type of Property	Detached
Wastewater Disposal	Municipal sewers
Year Built	1975

2 Storey

Features	Value
Above Ground Bedrooms	3
Basement Finish	Unfinished
Bedrooms	3
Below Ground Bedrooms	0
Exterior Walls	Masonry & Siding
Freshwater Supply	Municipal waterworks
Full Bathrooms	2
Garage Description	Attached, Double width
Gross Living Area (Above Ground; in sq. ft.)	1394
Half Bathrooms	1
Heating	Forced air
Heating Fuel	Natural Gas
Lot Size	5763
Number of Fireplaces	0
Total Number Of Rooms	8
Type Of Foundation	Basement, Poured concrete
Type of Property	Detached
Wastewater Disposal	Municipal sewers
Year Built	1985

City of Saskatoon

MLS® HPI Benchmark Descriptions

Townhouse

Features	Value
Above Ground Bedrooms	2
Attached Specification	Row
Basement Finish	Unfinished
Bedrooms	2
Below Ground Bedrooms	0
Exterior Walls	Masonry & Siding
Freshwater Supply	Municipal waterworks
Full Bathrooms	1
Garage Description	Attached, Single width
Gross Living Area (Above Ground; in sq. ft.)	1073
Half Bathrooms	1
Heating	Forced air
Heating Fuel	Natural Gas
Number of Fireplaces	0
Total Number Of Rooms	6
Type Of Foundation	Basement, Poured concrete
Wastewater Disposal	Municipal sewers
Year Built	2002

Apartment

Features	Value
Above Ground Bedrooms	2
Attached Specification	Row
Basement Finish	Unfinished
Bedrooms	2
Below Ground Bedrooms	0
Exterior Walls	Masonry
Freshwater Supply	Municipal waterworks
Full Bathrooms	1
Gross Living Area (Above Ground; in sq. ft.)	905
Half Bathrooms	0
Heating	Hot water
Heating Fuel	Natural Gas
Number of Fireplaces	0
Total Number Of Rooms	5
Wastewater Disposal	Municipal sewers
Year Built	1985