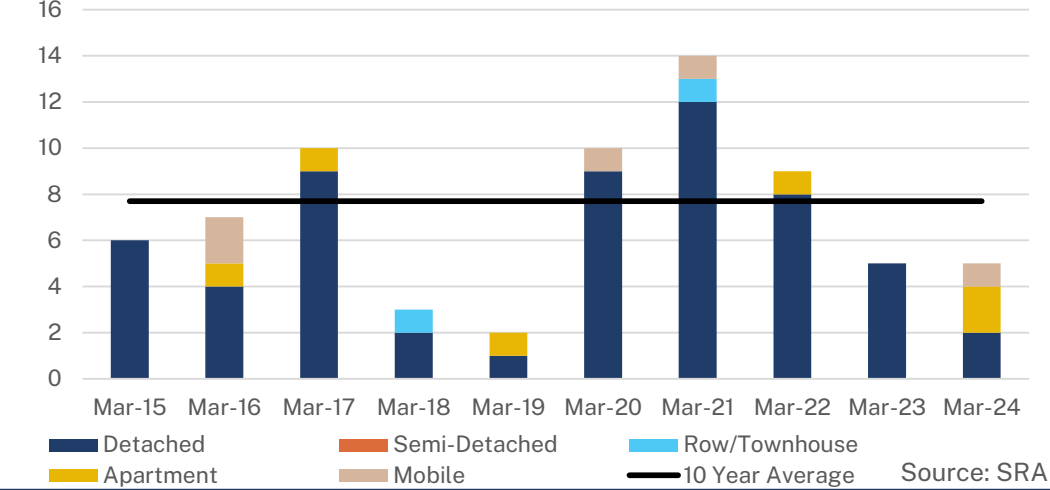




BATTLEFORD - MARCH 2024

Monthly Sales Comparison




SALES

5

0.0% Y/Y | ↑ 14.3% YTD

VS. 10-YEAR AVERAGE

↓ 35.1% | ↑ 3.2% YTD



NEW LISTINGS

7


↓ 30.0% Y/Y | ↑ 38.5% YTD

VS. 10-YEAR AVERAGE

↓ 41.7% | ↑ 12.5% YTD

TOTAL RESIDENTIAL BENCHMARK PRICE

\$ 252,800 | ↑ **5.3%** Y/Y



Monthly trend*



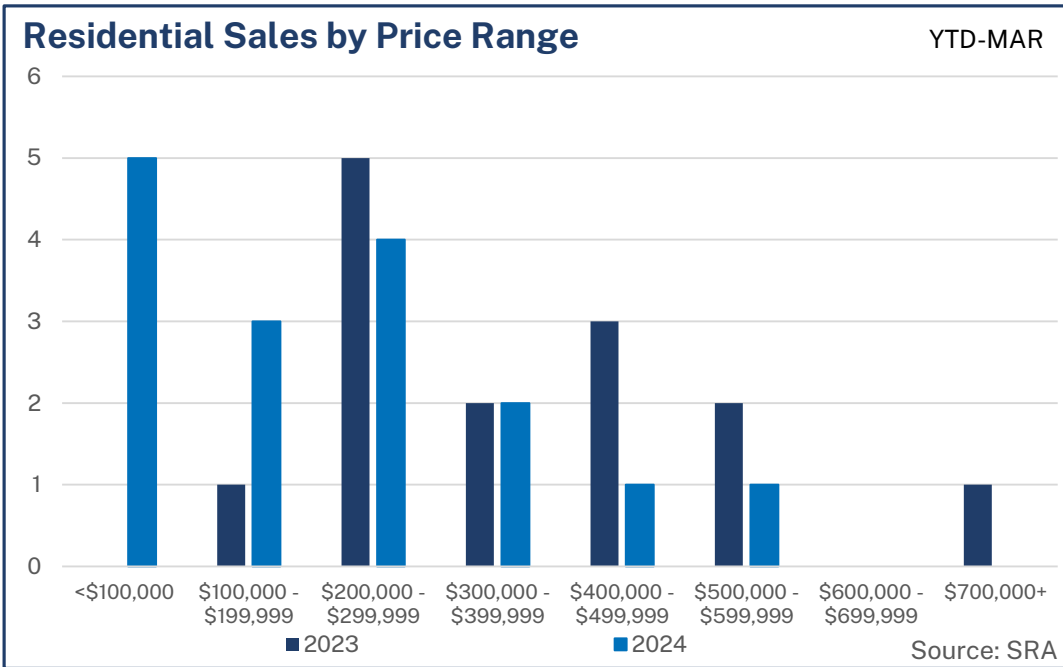
INVENTORY

30

↓ 26.8% Y/Y | Monthly trend*

VS. 10-YEAR AVERAGE

↓ 30.1% | ↓ 34.5% YTD




MONTHS OF SUPPLY

6.00

↓ 26.8% Y/Y | Monthly trend*

VS. 10-YEAR AVERAGE

↓ 31.9% | ↓ 53.0% YTD



BATTLEFORD - MARCH 2024

March 2024

	Sales		New Listings		Inventory		Months of Supply		DOM	Benchmark		Avg Price	
	Actual	Y/Y%	Actual	Y/Y%	Actual	Y/Y%	Actual	Y/Y%	Actual	Actual	Y/Y%	Actual	Y/Y%
Detached	2	-60%	5	-17%	18	-25%	9.00	88%	59	\$255,000	6%	\$160,000	-60%
Semi-Detached	0	-	0	-100%	0	-100%	-	-	-	-	-	-	-
Row/Townhouse	0	-	0	-	5	0%	-	-	-	-	-	-	-
Apartment	2	-	1	0%	1	-75%	0.50	-	45	-	-	\$195,000	-
Acreage	0	-	0	-	0	-100%	-	-	-	-	-	-	-
Mobile	1	-	1	-50%	4	-33%	4.00	-	78	-	-	\$90,000	-
Mutli-Family	0	-	0	-	2	-	-	-	-	-	-	-	-
Total Residential	5	0%	7	-30%	30	-27%	6.00	-27%	57	\$252,800	5%	\$160,000	-60%

10-Year Averages

	Sales		New Listings		Inventory		Months of Supply		DOM	Benchmark		Avg Price	
	Avg	%Diff	Avg	%Diff	Avg	%Diff	Avg	%Diff	Avg	Avg	%Diff	Avg	%Diff
Total Residential	8	-35%	12	-42%	43	-30%	8.81	-32%	81	\$230,870	9%	\$257,339	-38%

Year-to-Date

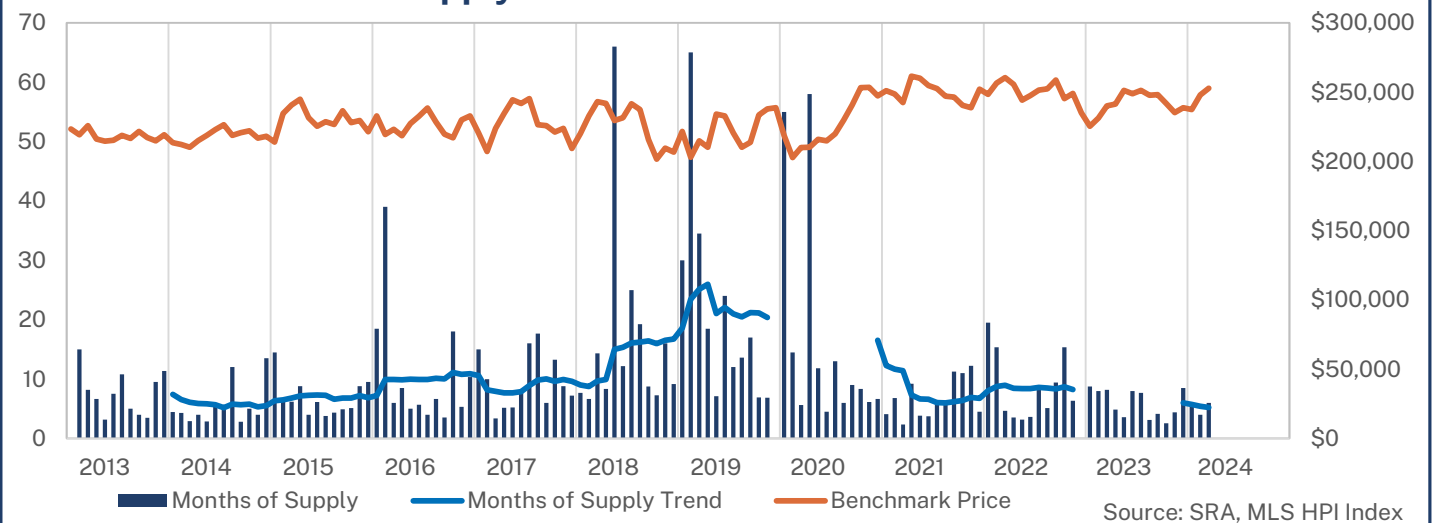
March 2024

	Sales		New Listings		Inventory		Months of Supply		DOM	Benchmark		Avg Price	
	Actual	Y/Y%	Actual	Y/Y%	Actual	Y/Y%	Actual	Y/Y%	Actual	Actual	Y/Y%	Actual	Y/Y%
Detached	11	-8%	22	29%	16	-36%	4.27	-30%	35	\$248,333	6%	\$259,800	-34%
Semi-Detached	0	-	0	-100%	0	-100%	-	-	-	-	-	-	-
Row/Townhouse	0	-100%	5	67%	4	-8%	-	-	-	-	-	-	-
Apartment	2	-	3	200%	1	-60%	2.00	-	45	-	-	\$195,000	-
Acreage	0	-100%	0	-	0	-100%	-	-	-	-	-	-	-
Mobile	3	-	4	0%	4	0%	4.33	-	42	-	-	\$71,667	-
Mutli-Family	0	-	2	-	2	-	-	-	-	-	-	-	-
Total Residential	16	14%	36	38%	27	-29%	5.13	-38%	38	\$246,067	6%	\$216,425	-43%

10-Year Averages

	Sales		New Listings		Inventory		Months of Supply		DOM	Benchmark		Avg Price	
	Avg	%Diff	Avg	%Diff	Avg	%Diff	Avg	%Diff	Avg	Avg	%Diff	Avg	%Diff
Total Residential	16	3%	32	13%	42	-34%	10.90	-53%	81	\$227,420	8%	\$260,301	-17%

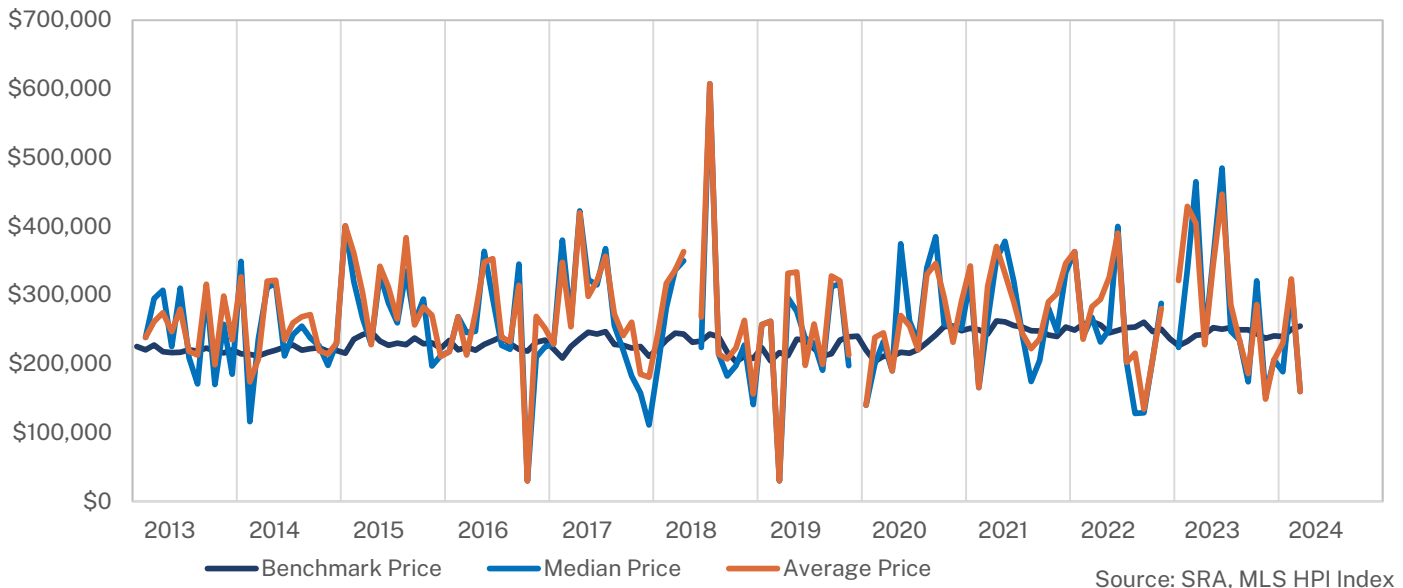
Residential Months of Supply and Price



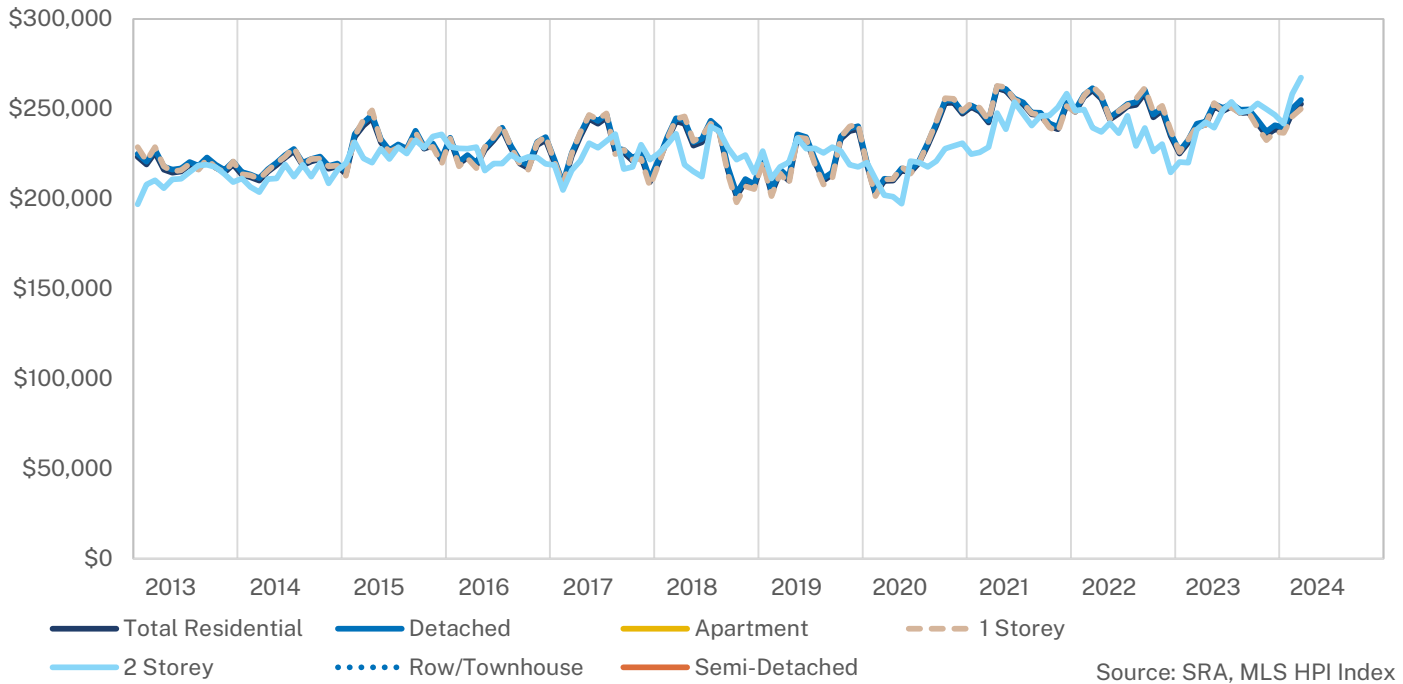


BATTLEFORD - MARCH 2024

Detached Pricing



Benchmark Price





BATTLEFORD - MARCH 2024

HPI Benchmark Attributes

	Composite
Bedrooms, Above Ground	3
Bathrooms, Full	2
Bathrooms, Half	0
Garage	Attached, Single width
Gross Living Area, Above Ground (Sq. Ft.)	1151
Lot Size	-
Fireplaces, Number of	0
Year Built	1978
March 2024 Benchmark Price	\$252,800
Detached Share of Sales, Last 3 Years	96%
Semi-Detached Share of Sales, Last 3 Years	-
Apartment Share of Sales, Last 3 Years	-
Townhouse Share of Sales, Last 3 Years	-

	Detached	1 Storey	2 Storey
Bedrooms, Above Ground	3	3	3
Bathrooms, Full	2	2	2
Bathrooms, Half	0	0	0
Garage	Attached, Single width	Attached, Single width	Attached, Single width
Gross Living Area, Above Ground (Sq. Ft.)	1147	1112	1471
Lot Size	7020	7117	6769
Fireplaces, Number of	0	0	0
Year Built	1977	1979	1969
March 2024 Benchmark Price	\$255,000	\$250,100	\$267,400
Share of Total Sales, Last 3 Years	96%	84%	16%

	Semi-Detached	Row/Townhouse	Apartment
Bedrooms, Above Ground	-	-	-
Bathrooms, Full	-	-	-
Bathrooms, Half	-	-	-
Garage	-	-	-
Gross Living Area, Above Ground (Sq. Ft.)	-	-	-
Fireplaces, Number of	-	-	-
Year Built	-	-	-
March 2024 Benchmark Price	-	-	-
Share of Total Sales, Last 3 Years	-	-	-

BATTLEFORD																	
	Sales	Y/Y%	New Listings	Y/Y%	S/NL Ratio	Inventory	Y/Y%	Months of Supply	DOM	SP/LP	Benchmark Price	Y/Y%	Median Price	Y/Y%	Average Price	Y/Y%	Index
Jan-13	-	-100%	13	18%	-	38	12%	-	-	-	223,300	3.6%	-	-	-	-	260.6
Feb-13	3	-40%	12	-45%	0.25	45	-2%	15.00	41	98.6%	219,100	3.6%	209,900	-18.0%	229,133	-11.3%	255.7
Mar-13	6	-25%	13	-24%	0.46	49	4%	8.17	46	97.2%	225,700	5.6%	295,000	2.5%	261,417	-8.1%	263.4
Apr-13	9	-25%	26	4%	0.35	60	13%	6.67	48	96.9%	216,200	1.8%	252,000	7.3%	253,056	-3.9%	252.3
May-13	19	19%	22	-15%	0.86	60	9%	3.16	43	96.9%	214,500	-1.8%	219,900	-2.9%	245,484	-6.8%	250.3
Jun-13	8	0%	12	50%	0.67	60	43%	7.50	76	97.9%	215,200	-0.9%	275,500	21.7%	265,747	12.4%	251.1
Jul-13	5	-50%	11	-35%	0.45	54	23%	10.80	77	94.0%	218,800	-7.3%	177,900	-17.7%	177,560	-17.2%	255.3
Aug-13	9	0%	12	-8%	0.75	45	7%	5.00	32	95.6%	216,600	-2.7%	171,000	-31.9%	212,711	-17.1%	252.7
Sep-13	10	0%	15	67%	0.67	40	18%	4.00	96	96.4%	221,600	1.2%	269,900	3.2%	279,520	5.9%	258.6
Oct-13	11	120%	18	29%	0.61	38	9%	3.45	40	96.3%	217,300	2.4%	170,000	-39.7%	198,991	-27.1%	253.6
Nov-13	4	-50%	9	0%	0.44	38	19%	9.50	66	93.6%	214,700	4.4%	257,500	39.8%	298,750	35.9%	250.5
Dec-13	3	0%	6	0%	0.50	34	13%	11.33	37	100.9%	219,100	4.3%	185,000	-22.9%	235,000	13.9%	255.7
2013	87	-11%	169	-5%	0.51	47	14%	6.45	54	96.6%	218,508	1.1%	232,000	-0.9%	241,493	-3.4%	255.0
Jan-14	7	-	11	-15%	0.64	31	-18%	4.43	68	95.5%	213,400	-4.4%	318,000	-	285,343	-	249.0
Feb-14	7	133%	9	-25%	0.78	30	-33%	4.29	59	93.7%	212,100	-3.2%	112,000	-46.6%	150,914	-34.1%	247.5
Mar-14	10	67%	16	23%	0.63	29	-41%	2.90	64	95.9%	210,100	-6.9%	218,500	-25.6%	194,590	-25.6%	245.2
Apr-14	9	0%	18	-31%	0.50	36	-40%	4.00	40	97.9%	215,000	-0.6%	270,000	7.1%	309,089	22.1%	250.9
May-14	15	-21%	28	27%	0.54	43	-28%	2.87	37	96.9%	218,800	2.0%	315,000	43.2%	318,767	29.9%	255.3
Jun-14	9	13%	18	50%	0.50	49	-18%	5.44	47	96.7%	222,900	3.6%	159,000	-42.3%	202,611	-23.8%	260.1
Jul-14	9	80%	12	9%	0.75	44	-19%	4.89	46	96.4%	226,500	3.5%	242,500	36.3%	259,933	46.4%	264.3
Aug-14	4	-56%	15	25%	0.27	48	7%	12.00	76	96.9%	218,700	1.0%	254,900	49.1%	268,700	26.3%	255.2
Sep-14	14	40%	9	-40%	1.56	39	-3%	2.79	58	96.2%	220,800	-0.4%	214,750	-20.4%	258,457	-7.5%	257.6
Oct-14	6	-45%	3	-83%	2.00	30	-21%	5.00	117	95.3%	222,100	2.2%	199,250	17.2%	191,733	-3.6%	259.2
Nov-14	7	75%	7	-22%	1.00	28	-26%	4.00	87	94.5%	216,800	1.0%	164,000	-36.3%	189,286	-36.6%	253.0
Dec-14	2	-33%	9	50%	0.22	27	-21%	13.50	240	96.2%	218,200	-0.4%	177,450	-4.1%	177,450	-24.5%	254.6
2014	99	14%	155	-8%	0.64	36	-23%	4.38	62	96.3%	217,950	-0.3%	239,900	3.4%	244,943	1.4%	254.3
Jan-15	2	-71%	7	-36%	0.29	29	-6%	14.50	76	96.1%	213,900	0.2%	401,000	26.1%	401,000	40.5%	249.6
Feb-15	5	-29%	11	22%	0.45	31	3%	6.20	49	95.4%	234,500	10.6%	213,000	90.2%	235,600	56.1%	273.6
Mar-15	6	-40%	17	6%	0.35	37	28%	6.17	35	97.2%	240,700	14.6%	266,500	22.0%	303,250	55.8%	280.9
Apr-15	5	-44%	13	-28%	0.38	44	22%	8.80	17	95.6%	244,900	13.9%	220,000	-18.5%	226,500	-26.7%	285.8
May-15	12	-20%	18	-36%	0.67	48	12%	4.00	66	96.5%	231,500	5.8%	278,500	-11.6%	281,533	-11.7%	270.1
Jun-15	8	-11%	21	17%	0.38	49	0%	6.13	72	96.8%	225,400	1.1%	271,500	70.8%	253,900	25.3%	263.0
Jul-15	15	67%	29	142%	0.52	57	30%	3.80	53	96.9%	228,600	0.9%	260,000	7.2%	253,893	-2.3%	266.7
Aug-15	12	200%	14	-7%	0.86	52	8%	4.33	51	95.7%	226,700	3.7%	330,000	29.5%	350,650	30.5%	264.5
Sep-15	10	-29%	20	122%	0.50	49	26%	4.90	49	96.7%	236,500	7.1%	260,500	21.3%	265,700	2.8%	276.0
Oct-15	9	50%	9	200%	1.00	46	53%	5.11	67	92.5%	227,900	2.6%	250,000	25.5%	257,167	34.1%	265.9
Nov-15	5	-29%	9	29%	0.56	44	57%	8.80	63	96.4%	229,600	5.9%	197,000	20.1%	230,800	21.9%	267.9
Dec-15	4	100%	4	-56%	1.00	38	41%	9.50	73	96.7%	221,400	1.5%	229,250	29.2%	219,625	23.8%	258.3
2015	93	-6%	172	11%	0.54	44	21%	5.63	56	96.0%	230,133	5.6%	265,000	10.5%	272,708	11.3%	268.5
Jan-16	2	0%	4	-43%	0.50	37	28%	18.50	164	98.6%	232,900	8.9%	290,000	-27.7%	290,000	-27.7%	271.8
Feb-16	1	-80%	7	-36%	0.14	39	26%	39.00	41	96.2%	219,400	-6.4%	268,500	26.1%	268,500	14.0%	256.0
Mar-16	7	17%	14	-18%	0.50	42	14%	6.00	80	92.7%	223,100	-7.3%	222,000	-16.7%	165,357	-45.5%	260.3
Apr-16	6	20%	18	38%	0.33	51	16%	8.50	63	94.7%	218,500	-10.8%	247,500	12.5%	273,983	21.0%	255.0
May-16	10	-17%	17	-6%	0.59	50	4%	5.00	66	97.6%	227,300	-1.8%	351,250	26.1%	303,890	7.9%	265.2
Jun-16	9	13%	20	-5%	0.45	51	4%	5.67	37	95.9%	232,500	3.1%	285,000	5.0%	319,522	25.8%	271.3
Jul-16	11	-27%	14	-52%	0.79	44	-23%	4.00	83	98.2%	238,600	4.4%	227,000	-12.7%	235,545	-7.2%	278.4
Aug-16	6	-50%	9	-36%	0.67	40	-23%	6.67	69	94.5%	228,300	0.7%	215,500	-34.7%	205,200	-41.5%	266.4
Sep-16	10	0%	14	-30%	0.71	35	-29%	3.50	63	96.3%	219,700	-7.1%	345,200	32.5%	314,090	18.2%	256.4
Oct-16	2	-78%	8	-11%	0.25	36	-22%	18.00	142	94.0%	217,100	-4.7%	80,000	-68.0%	80,000	-68.9%	253.3
Nov-16	6	20%	5	-44%	1.20	32	-27%	5.33	56	96.9%	230,000	0.2%	230,000	16.8%	266,000	15.3%	268.4
Dec-16	3	-25%	7	75%	0.43	31	-18%	10.33	68	93.5%	232,700	5.1%	225,000	-1.9%	251,667	14.6%	271.5
2016	73	-22%	137	-20%	0.53	41	-7%	6.68	70	96.2%	226,675	-1.5%	250,000	-5.7%	260,803	-4.4%	264.5
Jan-17	2	0%	4	0%	0.50	30	-19%	15.00	79	95.3%	220,400	-5.4%	209,500	-27.8%	209,500	-27.8%	257.2
Feb-17	4	300%	15	114%	0.27	40	3%	10.00	48	93.1%	207,200	-5.6%	380,000	41.5%	347,875	29.6%	241.8
Mar-17	11	57%	9	-36%	1.22	37	-12%	3.36	69	94.7%	223,900	0.4%	250,000	12.6%	249,818	51.1%	261.3
Apr-17	7	17%	13	-28%	0.54	36	-29%	5.14	98	97.1%	234,600	7.4%	420,000	69.7%	414,714	51.4%	273.7
May-17	9	-10%	22	29%	0.41	47	-6%	5.22	48	97.6%	244,500	7.6%	320,000	-8.9%	279,044	-8.2%	285.3
Jun-17	6	-33%	10	-50%	0.60	48	-6%	8.00	59	97.6%	241,800	4.0%	315,000	10.5%	321,483	0.6%	282.1
Jul-17	3	-73%	8	-43%	0.38	48	9%	16.00	18	96.9%	245,200	2.8%	367,500	61.9%	356,833	51.5%	286.1
Aug-17	3	-50%	20	122%	0.15	53	33%	17.67	45	95.7%	226,500	-0.8%	256,000	18.8%	272,667	32.9%	264.3
Sep-17	9	-10%	19	36%	0.47	54	54%	6.00	47	95.2%	225,700	2.7%	193,000	-44.1%	221,589	-29.5%	263.4
Oct-17	4	100%	10	25%	0.40	53	47%	13.25	73	96.8%	221,200	1.9%	183,750	129.7%	241,875	202.3%	258.1
Nov-17	5	-17%	5	0%	1.00	44	38%	8.80	68	95.5%	223,700	-2.7%	146,000	-36.5%	163,200	-38.6%	261.0
Dec-17	5	67%	5	-29%	1.00	36	16%	7.20	75	94.8%	209,300	-10.1%	149,000	-33.8%	198,500	-21.1%	244.2
2017	68	-7%	140	2%	0.49	44	8%	7.74	62	96.0%	227,000	0.1%	258,750	3.5%	272,950	4.7%	264.9
Jan-18	6	200%	19	375%	0.32	46	53%	7.67	85	92.4%	220,100	-0.1%	200,000	-4.5%	246,417	17.6%	256.8
Feb-18	6	50%	9	-40%	0.67	40	0%	6.67	39	96.4%	232,700	12.3%	281,750	-25.9%	317,417	-8.8%	271.5
Mar-18	3	-73%	9	0%	0.33	43	16%	14.33	120	95.5%	243,200	8.6%	420,000	68.0%	364,250	45.8%	283.8
Apr-18	6	-14%	21	62%	0.29	50	39%	8.33	147	94.7%	241,700	3.0%	285,000	-32.1%	277,375	-33.1%	282.0
May-18	1	-89%	19	-14%	0.05	66	40%	66.00	75	98.1%	229,600	-6.1%	358,000	11.9%	358,000	28.3%	267.9
Jun-18	6	0%	18	80%	0.33	73	52%	12.17	34	94.3%	231,500	-4.3%	222,000	-29.5%	260,233	-19.1%	270.1
Jul-18	3	0%	14	75%	0.21	75	56%	25.00	118	98.8%	241,500	-1.5%	475,000	29.3%	444,000	24.4%	281.8
Aug-18	4	33%	15	-25%	0.27	77	45%	19.25	122	93.5%	237,500	4.9%	214,250	-16.3%	206,375	-24.3%	277.1
Sep-18	8	-11%	15	-21%	0.53	70	3										

BATTLEFORD																	
	Sales	Y/Y%	New Listings	Y/Y%	S/NL Ratio	Inventory	Y/Y%	Months of Supply	DOM	SP/LP	Benchmark Price	Y/Y%	Median Price	Y/Y%	Average Price	Y/Y%	Index
Jan-19	2	-67%	10	-47%	0.20	60	30%	30.00	83	93.5%	221,500	0.6%	257,000	28.5%	257,000	4.3%	258.5
Feb-19	1	-83%	12	33%	0.08	65	63%	65.00	85	95.3%	203,000	-12.8%	262,000	-7.0%	262,000	-17.5%	236.9
Mar-19	2	-33%	11	22%	0.18	69	60%	34.50	63	96.1%	214,800	-11.7%	116,200	-72.3%	116,200	-68.1%	250.6
Apr-19	4	-33%	19	-10%	0.21	74	48%	18.50	87	96.5%	210,200	-13.0%	296,000	3.9%	331,750	19.6%	245.3
May-19	10	900%	15	-21%	0.67	71	8%	7.10	84	95.1%	234,100	2.0%	273,250	-23.7%	327,200	-8.6%	273.2
Jun-19	3	-50%	13	-28%	0.23	72	-1%	24.00	69	95.1%	232,700	0.5%	237,000	6.8%	198,000	-23.9%	271.5
Jul-19	6	100%	13	-7%	0.46	72	-4%	12.00	61	96.5%	220,400	-8.7%	239,000	-49.7%	256,333	-42.3%	257.2
Aug-19	5	25%	11	-27%	0.45	68	-12%	13.60	126	91.4%	210,200	-11.5%	165,000	-23.0%	165,300	-19.9%	245.3
Sep-19	4	-50%	11	-27%	0.36	68	-3%	17.00	104	93.8%	213,600	-1.0%	312,500	54.7%	328,000	40.2%	249.2
Oct-19	9	13%	13	44%	0.69	62	7%	6.89	92	96.7%	233,400	15.8%	282,900	43.2%	308,156	31.9%	272.3
Nov-19	8	100%	12	-29%	0.67	55	-14%	6.88	129	95.4%	237,800	13.5%	197,000	-13.4%	207,000	-21.4%	277.5
Dec-19	-	-100%	4	0%	-	53	-4%	-	-	-	238,800	15.5%	-	-	-	-	278.6
2019	54	-11%	144	-15%	0.38	66	10%	14.61	93	95.3%	222,542	-1.5%	248,500	13.0%	264,950	1.2%	259.7
Jan-20	1	-50%	12	20%	0.08	55	-8%	55.00	69	94.0%	218,800	-1.2%	140,000	-45.5%	140,000	-45.5%	255.3
Feb-20	4	300%	12	0%	0.33	58	-11%	14.50	22	97.1%	202,700	-0.1%	164,500	-37.2%	197,625	-24.6%	236.5
Mar-20	10	400%	8	-27%	1.25	56	-19%	5.60	141	93.9%	210,000	-2.2%	216,250	86.1%	224,300	93.0%	245.0
Apr-20	1	-75%	8	-58%	0.13	58	-22%	58.00	15	100.0%	210,100	0.0%	189,900	-35.8%	189,900	-42.8%	245.2
May-20	5	-50%	9	-40%	0.56	59	-17%	11.80	178	95.0%	215,800	-7.8%	252,000	-7.8%	250,600	-23.4%	251.8
Jun-20	12	300%	11	-15%	1.09	54	-25%	4.50	125	96.3%	214,700	-7.7%	275,000	16.0%	264,083	33.4%	250.5
Jul-20	4	-33%	14	8%	0.29	52	-28%	13.00	102	94.8%	219,900	-0.2%	203,500	-14.9%	188,250	-26.6%	256.6
Aug-20	10	100%	22	100%	0.45	60	-12%	6.00	79	97.0%	229,800	9.3%	304,500	84.5%	318,370	92.6%	268.1
Sep-20	6	50%	10	-9%	0.60	54	-21%	9.00	94	96.8%	240,600	12.6%	372,450	19.2%	348,317	6.2%	280.7
Oct-20	6	-33%	9	-31%	0.67	50	-19%	8.33	127	93.3%	253,200	8.5%	233,750	-17.4%	254,583	-17.4%	295.4
Nov-20	8	0%	10	-17%	0.80	49	-11%	6.13	102	94.7%	253,500	6.6%	201,500	2.3%	195,688	-5.5%	295.8
Dec-20	6	-	2	-50%	3.00	40	-25%	6.67	73	97.6%	247,300	3.6%	324,250	-	308,917	-	288.6
2020	73	35%	127	-12%	0.57	54	-18%	8.84	106	95.8%	226,367	1.7%	257,500	3.6%	256,966	-3.0%	264.1
Jan-21	9	800%	9	-25%	1.00	37	-33%	4.11	88	95.8%	251,100	14.8%	295,000	110.7%	297,889	112.8%	293.0
Feb-21	5	25%	10	-17%	0.50	34	-41%	6.80	147	93.8%	248,600	22.6%	177,000	7.6%	184,200	-6.8%	290.1
Mar-21	14	40%	17	113%	0.82	33	-41%	2.36	85	97.5%	242,500	15.5%	257,500	19.1%	284,193	26.7%	283.0
Apr-21	5	400%	22	175%	0.23	46	-21%	9.20	93	96.1%	261,500	24.5%	260,000	36.9%	304,900	60.6%	305.1
May-21	12	140%	15	67%	0.80	46	-22%	3.83	107	97.4%	260,000	20.5%	355,000	40.9%	326,017	30.1%	303.4
Jun-21	12	0%	15	36%	0.80	45	-17%	3.75	37	96.5%	254,800	18.7%	312,000	13.5%	263,333	-0.3%	297.3
Jul-21	8	100%	14	0%	0.57	48	-8%	6.00	50	96.4%	252,600	14.9%	232,000	14.0%	241,550	28.3%	294.7
Aug-21	8	-20%	10	-55%	0.80	47	-22%	5.88	95	94.5%	247,000	7.5%	174,500	-42.7%	226,625	-28.8%	288.2
Sep-21	4	-33%	10	0%	0.40	45	-17%	11.25	64	96.5%	246,500	2.5%	179,563	-51.8%	215,781	-38.1%	287.6
Oct-21	4	-33%	7	-22%	0.57	44	-12%	11.00	53	95.2%	240,500	-5.0%	281,250	20.3%	290,375	14.1%	280.6
Nov-21	4	-50%	11	10%	0.36	49	0%	12.25	17	97.2%	238,700	-5.8%	247,450	22.8%	302,475	54.6%	278.5
Dec-21	8	33%	3	50%	2.67	36	-10%	4.50	83	95.4%	252,200	2.0%	325,000	0.2%	325,750	5.4%	294.3
2021	93	27%	143	13%	0.65	43	-21%	5.48	78	96.3%	249,667	10.3%	260,000	1.0%	277,025	7.8%	291.3
Jan-22	2	-78%	11	22%	0.18	39	5%	19.50	228	93.8%	248,400	-1.1%	363,250	23.1%	363,250	21.9%	289.8
Feb-22	3	-40%	12	20%	0.25	46	35%	15.33	109	96.4%	256,600	3.2%	240,000	35.6%	235,967	28.1%	299.4
Mar-22	9	-36%	9	-47%	1.00	42	27%	4.67	85	94.9%	260,400	7.4%	245,900	-4.5%	266,433	-6.2%	303.9
Apr-22	11	120%	12	-45%	0.92	39	-15%	3.55	71	95.6%	255,700	-2.2%	230,000	-11.5%	284,091	-6.8%	298.4
May-22	12	0%	17	13%	0.71	38	-17%	3.17	139	96.1%	244,100	-6.1%	246,000	-30.7%	300,917	-7.7%	284.8
Jun-22	10	-17%	15	0%	0.67	36	-20%	3.60	57	96.9%	247,400	-2.9%	399,950	28.2%	390,080	48.1%	288.7
Jul-22	5	-38%	13	-7%	0.38	41	-15%	8.20	48	96.9%	251,400	-0.5%	155,000	-33.2%	171,800	-28.9%	293.3
Aug-22	8	0%	11	10%	0.73	41	-13%	5.13	75	94.5%	252,300	2.1%	122,750	-29.7%	182,175	-19.6%	294.4
Sep-22	5	25%	16	60%	0.31	47	4%	9.40	98	96.4%	258,700	4.9%	122,500	-31.8%	132,030	-38.8%	301.9
Oct-22	3	-25%	10	43%	0.30	46	5%	15.33	53	96.9%	245,300	2.0%	239,000	-15.0%	245,000	-15.6%	286.2
Nov-22	6	50%	7	-36%	0.86	38	-22%	6.33	61	96.1%	249,000	4.3%	288,250	16.5%	280,583	-7.2%	290.5
Dec-22	-	-100%	2	-33%	-	36	0%	-	-	-	235,000	-6.8%	-	-	-	-	274.2
2022	74	-20%	135	-6%	0.55	41	-4%	6.61	87	95.9%	250,358	0.3%	239,500	-7.9%	268,434	-3.1%	292.1
Jan-23	4	100%	5	-55%	0.80	35	-10%	8.75	144	90.5%	225,300	-9.3%	244,500	-32.7%	307,250	-15.4%	262.9
Feb-23	5	67%	11	-8%	0.45	40	-13%	8.00	32	98.0%	231,300	-9.9%	315,000	31.3%	406,400	72.2%	269.9
Mar-23	5	-44%	10	11%	0.50	41	-2%	8.20	71	97.0%	240,000	-7.8%	465,000	89.1%	405,000	52.0%	280.0
Apr-23	8	-27%	9	-25%	0.89	39	0%	4.88	102	95.3%	241,300	-5.6%	225,000	-2.2%	220,563	-22.4%	281.6
May-23	9	-25%	8	-53%	1.13	32	-16%	3.56	112	96.4%	251,300	2.9%	249,000	1.2%	291,639	-3.1%	293.2
Jun-23	5	-50%	16	7%	0.31	40	11%	8.00	67	97.0%	248,900	0.6%	334,000	-16.5%	335,000	-14.1%	290.4
Jul-23	6	20%	14	8%	0.43	46	12%	7.67	94	96.6%	251,200	-0.1%	265,000	71.0%	296,500	72.6%	293.1
Aug-23	11	38%	6	-45%	1.83	34	-17%	3.09	53	93.0%	247,700	-1.8%	235,000	91.4%	234,507	28.7%	289.0
Sep-23	7	40%	8	-50%	0.88	29	-38%	4.14	90	93.7%	248,100	-4.1%	197,000	60.8%	204,000	54.5%	289.5
Oct-23	9	200%	5	-50%	1.80	23	-50%	2.56	132	98.2%	241,700	-1.5%	317,000	32.6%	295,556	20.6%	282.0
Nov-23	5	-17%	7	0%	0.71	22	-42%	4.40	63	90.1%	235,300	-5.5%	103,000	-64.3%	139,580	-50.3%	274.6
Dec-23	2	-	4	100%	0.50	17	-53%	8.50	50	95.9%	238,700	1.6%	206,000	-	206,000	-	278.5
2023	76	3%	103	-24%	0.74	33	-19%	5.24	87	95.6%	241,733	-3.4%	247,000	3.1%	275,088	2.5%	282.1
Jan-24	4	0%	18	260%	0.22	24	-31%	6.00	41	96.5%	237,500	5.4%	188,700	-22.8%	230,350	-25.0%	277.1
Feb-24	7	40%	11	0%	0.64	28	-30%	4.00	23	96.7%	247,900	7.2%	266,900	-15.3%	248,771	-38.8%	289.3
Mar-24	5	0%	7	-30%	0.71	30	-27%	6.00	57	93.2%	252,800	5.3%	195,000	-58.1%	160,000	-60.5%	295.0
Apr-24																	
May-24																	
Jun-24																	
Jul-24																	
Aug-24																	
Sep-24																	
Oct-24																	
Nov-24																	
Dec-24																	
2024	16	14%	36	38%	0.44	27	-29%	5.13	38	95.8%							

BATTLEFORD

	Sales	Y/Y%	New Listings	Y/Y%	S/NL Ratio	Inventory	Y/Y%	Months of Supply	DOM	SP/LP	Benchmark Price	Y/Y%	Median Price	Y/Y%	Average Price	Y/Y%	Index
Jan-13	-	-100%	11	0%	-	30	-6%	-	-	-	225,100	3.6%	-	-	-	-	259.3
Feb-13	2	-60%	10	-47%	0.20	36	-12%	18.00	13	100.0%	220,600	3.7%	238,750	-6.7%	238,750	-7.5%	254.1
Mar-13	6	-25%	12	-25%	0.50	40	-7%	6.67	46	97.2%	227,400	5.7%	295,000	2.5%	261,417	-8.1%	262.0
Apr-13	7	-42%	24	14%	0.29	51	13%	7.29	49	96.9%	217,900	1.9%	307,000	30.7%	274,286	4.2%	251.0
May-13	18	20%	22	-4%	0.82	52	13%	2.89	44	96.8%	216,300	-1.6%	225,500	-4.0%	246,906	-9.8%	249.2
Jun-13	7	17%	12	140%	0.58	53	51%	7.57	41	97.6%	216,900	-0.8%	310,000	36.9%	279,629	11.6%	249.9
Jul-13	4	-43%	9	-25%	0.44	49	36%	12.25	32	96.0%	220,500	-7.2%	208,900	-14.7%	218,200	-16.3%	254.0
Aug-13	9	125%	10	-17%	0.90	38	0%	4.22	32	95.6%	218,500	-2.5%	171,000	-55.4%	212,711	-44.4%	251.7
Sep-13	8	-11%	13	44%	0.62	34	10%	4.25	114	96.5%	223,000	1.0%	306,200	4.5%	315,788	9.8%	256.9
Oct-13	11	175%	17	55%	0.65	33	10%	3.00	40	96.3%	218,900	2.3%	170,000	-33.3%	198,991	-26.4%	252.2
Nov-13	4	-50%	9	29%	0.44	33	32%	8.25	66	93.6%	216,100	4.3%	257,500	39.8%	298,750	35.9%	249.0
Dec-13	3	50%	6	0%	0.50	31	29%	10.33	37	100.9%	220,600	4.2%	185,000	-36.5%	235,000	-19.4%	254.1
2013	79	-6%	155	2%	0.51	40	13%	6.08	49	96.7%	220,150	1.1%	239,900	0.5%	250,254	-6.7%	253.6
Jan-14	6	-	6	-45%	1.00	25	-17%	4.17	75	95.4%	214,900	-4.5%	348,950	-	326,733	-	247.6
Feb-14	5	150%	6	-40%	0.83	23	-36%	4.60	76	93.6%	213,600	-3.2%	116,000	-51.4%	173,980	-27.1%	246.1
Mar-14	6	0%	12	0%	0.50	22	-45%	3.67	54	95.8%	211,600	-6.9%	236,250	-19.9%	207,067	-20.8%	243.8
Apr-14	8	14%	16	-33%	0.50	29	-43%	3.63	44	97.7%	216,400	-0.7%	311,000	1.3%	320,238	16.8%	249.3
May-14	14	-22%	23	5%	0.61	33	-37%	2.36	39	96.9%	220,100	1.8%	317,500	40.8%	321,893	30.4%	253.6
Jun-14	6	-14%	17	42%	0.35	42	-21%	7.00	32	96.6%	224,400	3.5%	211,750	-31.7%	235,250	-15.9%	258.5
Jul-14	9	125%	11	22%	0.82	38	-22%	4.22	46	96.4%	227,700	3.3%	242,500	16.1%	259,933	19.1%	262.3
Aug-14	4	-56%	10	0%	0.40	39	3%	9.75	76	96.9%	220,200	0.8%	254,900	49.1%	268,700	26.3%	253.7
Sep-14	13	63%	9	-31%	1.44	33	-3%	2.54	60	96.3%	222,200	-0.4%	237,500	-22.4%	271,954	-13.9%	256.0
Oct-14	5	-55%	2	-88%	2.50	24	-27%	4.80	128	95.8%	223,600	2.1%	226,000	32.9%	219,280	10.2%	257.6
Nov-14	6	50%	7	-22%	0.86	23	-30%	3.83	97	95.1%	218,300	1.0%	198,000	-23.1%	214,167	-28.3%	251.5
Dec-14	1	-67%	6	0%	0.17	20	-35%	20.00	269	95.9%	219,600	-0.5%	230,000	24.3%	230,000	-2.1%	253.0
2014	83	5%	125	-19%	0.66	29	-27%	4.23	63	96.3%	219,383	-0.3%	249,900	4.2%	266,429	6.5%	252.8
Jan-15	2	-67%	6	0%	0.33	21	-16%	10.50	77	96.1%	215,500	0.3%	401,000	14.9%	401,000	22.7%	248.3
Feb-15	3	-40%	6	0%	0.50	21	-9%	7.00	47	96.3%	236,100	10.5%	320,000	175.9%	361,000	107.5%	272.0
Mar-15	6	0%	16	33%	0.38	28	27%	4.67	35	97.2%	242,500	14.6%	266,500	12.8%	303,250	46.5%	279.4
Apr-15	4	-50%	11	-31%	0.36	34	17%	8.50	13	95.6%	246,700	14.0%	228,750	-26.4%	228,125	-28.8%	284.2
May-15	8	-43%	14	-39%	0.57	39	18%	4.88	61	97.2%	233,100	5.9%	330,700	4.2%	342,113	6.3%	268.5
Jun-15	6	0%	18	6%	0.33	41	-2%	6.83	88	97.2%	227,100	1.2%	288,450	36.2%	311,700	32.5%	261.6
Jul-15	14	56%	26	136%	0.54	48	26%	3.43	55	96.9%	230,300	1.1%	260,000	7.2%	265,600	2.2%	265.3
Aug-15	9	125%	10	0%	0.90	43	10%	4.78	58	95.8%	228,000	3.5%	334,900	31.4%	383,767	42.8%	262.7
Sep-15	8	-38%	18	100%	0.44	42	27%	5.25	56	97.1%	237,900	7.1%	260,500	9.7%	256,500	-5.7%	274.1
Oct-15	8	60%	7	250%	1.14	38	58%	4.75	45	92.6%	229,100	2.5%	294,500	30.3%	282,750	28.9%	263.9
Nov-15	3	-50%	8	14%	0.38	37	61%	12.33	43	96.4%	230,800	5.7%	197,000	-0.5%	270,667	26.4%	265.9
Dec-15	3	200%	4	-33%	0.75	32	60%	10.67	43	96.7%	222,600	1.4%	212,000	-7.8%	210,667	-8.4%	256.5
2015	74	-11%	144	15%	0.51	35	21%	5.73	53	96.2%	231,642	5.6%	275,000	10.0%	299,384	12.4%	266.9
Jan-16	1	-50%	4	-33%	0.25	34	62%	34.00	137	99.5%	234,000	8.6%	218,000	-45.6%	218,000	-45.6%	269.6
Feb-16	1	-67%	4	-33%	0.25	33	57%	33.00	41	96.2%	220,600	-6.6%	268,500	-16.1%	268,500	-25.6%	254.1
Mar-16	4	-33%	13	-19%	0.31	38	36%	9.50	84	93.6%	224,400	-7.5%	245,500	-7.9%	212,750	-29.8%	258.5
Apr-16	6	50%	16	45%	0.38	45	32%	7.50	63	94.7%	219,900	-10.9%	247,500	8.2%	273,983	20.1%	253.3
May-16	8	0%	11	-21%	0.73	41	5%	5.13	75	97.9%	228,400	-2.0%	363,700	10.0%	348,300	1.8%	263.1
Jun-16	7	17%	17	-6%	0.41	42	2%	6.00	27	95.8%	233,500	2.8%	295,000	2.3%	353,143	13.3%	269.0
Jul-16	9	-36%	14	-46%	0.64	38	-21%	4.22	59	97.4%	239,600	4.0%	227,000	-12.7%	238,500	-10.2%	276.0
Aug-16	4	-56%	5	-50%	0.80	36	-16%	9.00	81	94.1%	229,500	0.7%	221,500	-33.9%	232,300	-39.5%	264.4
Sep-16	10	25%	13	-28%	0.77	30	-29%	3.00	63	96.3%	221,300	-7.0%	345,200	32.5%	314,090	22.5%	255.0
Oct-16	1	-88%	7	0%	0.14	31	-18%	31.00	171	83.6%	218,700	-4.5%	30,000	-89.8%	30,000	-89.4%	252.0
Nov-16	5	67%	5	-38%	1.00	28	-24%	5.60	58	97.0%	231,600	0.3%	210,000	6.6%	269,200	-0.5%	266.8
Dec-16	3	0%	5	25%	0.60	25	-22%	8.33	68	93.5%	234,400	5.3%	225,000	6.1%	251,667	19.5%	270.0
2016	59	-20%	114	-21%	0.52	35	-1%	7.14	65	96.1%	227,992	-1.6%	265,000	-3.6%	281,142	-6.1%	262.7
Jan-17	1	0%	1	-75%	1.00	22	-35%	22.00	123	95.5%	221,900	-5.2%	229,000	5.0%	229,000	5.0%	255.6
Feb-17	4	300%	12	200%	0.33	29	-12%	7.25	48	93.1%	208,700	-5.4%	380,000	41.5%	347,875	29.6%	240.4
Mar-17	9	125%	8	-38%	1.13	27	-29%	3.00	81	94.3%	225,500	0.5%	261,500	6.5%	254,222	19.5%	259.8
Apr-17	6	0%	9	-44%	0.67	24	-47%	4.00	113	97.0%	236,200	7.4%	422,500	70.7%	420,000	53.3%	272.1
May-17	8	0%	21	91%	0.38	36	-12%	4.50	36	97.9%	246,100	7.7%	322,450	-11.3%	298,425	-14.3%	283.5
Jun-17	6	-14%	6	-65%	1.00	34	-19%	5.67	59	97.6%	243,300	4.2%	315,000	6.8%	321,483	-9.0%	280.3
Jul-17	3	-67%	7	-50%	0.43	35	-8%	11.67	18	96.9%	247,000	3.1%	367,500	61.9%	356,833	49.6%	284.6
Aug-17	3	-25%	13	160%	0.23	36	0%	12.00	45	95.7%	228,200	-0.6%	256,000	15.6%	272,667	17.4%	262.9
Sep-17	7	-30%	16	23%	0.44	37	23%	5.29	40	94.7%	227,300	2.7%	220,000	-36.3%	241,357	-23.2%	261.9
Oct-17	3	200%	8	14%	0.38	36	16%	12.00	64	96.6%	222,900	1.9%	182,500	508.3%	260,833	769.4%	256.8
Nov-17	4	-20%	5	0%	0.80	29	4%	7.25	48	95.7%	225,400	-2.7%	157,500	-25.0%	185,250	-31.2%	259.7
Dec-17	4	33%	4	-20%	1.00	23	-8%	5.75	82	94.2%	211,000	-10.0%	111,250	-50.6%	180,625	-28.2%	243.1
2017	58	-2%	110	-4%	0.53	31	-13%	6.34	61	95.9%	228,625	0.3%	273,200	3.1%	285,669	1.6%	263.4
Jan-18	5	400%	12	1100%	0.42	28	27%	5.60	59	91.6%	221,700	-0.1%	195,000	-14.8%	243,700	6.4%	255.4
Feb-18	6	50%	8	-33%	0.75	24	-17%	4.00	39	96.4%	234,400	12.3%	281,750	-25.9%	317,417	-8.8%	270.0
Mar-18	2	-78%	6	-25%	0.33	27	0%	13.50	115	96.1%	244,900	8.6%	336,375	28.6%	336,375	32.3%	282.1
Apr-18	3	-50%	16	78%	0.19	36	50%	12.00	129	94.9%	243,600	3.1%	350,000	-17.2%	363,333	-13.5%	280.6
May-18	-	-100%	8	-62%	-	42	17%	-	-	-	231,400	-6.0%	-	-	-	-	266.6
Jun-18	5	-17%	14	133%	0.36	46	35%	9.20	39	94.4%	233,300	-4.1%	224,000	-28.9%	268,280	-16.5%	268.8
Jul-18	2	-33%	12	71%	0.17	50	43%	25.00	149	99.7%	243,400	-1.5%	607,500	65.3%	607,500	70.2%	280.4
Aug-18	2	-33%	14	8%	0.14	57	58%	28.50	91	94.4%	239,300	4.9%	214,250	-16.3%	214,250	-21.4%	275.7
Sep-18	6	-14%	9	-44%	0.67	49	32%	8.17	139	94.3%							

BATTLEFORD																	
	Sales	Y/Y%	New Listings	Y/Y%	S/NL Ratio	Inventory	Y/Y%	Months of Supply	DOM	SP/LP	Benchmark Price	Y/Y%	Median Price	Y/Y%	Average Price	Y/Y%	Index
Jan-19	2	-60%	7	-42%	0.29	37	32%	18.50	83	93.5%	223,400	0.8%	257,000	31.8%	257,000	5.5%	257.4
Feb-19	1	-83%	10	25%	0.10	41	71%	41.00	85	95.3%	204,600	-12.7%	262,000	-7.0%	262,000	-17.5%	235.7
Mar-19	1	-50%	7	17%	0.14	45	67%	45.00	63	93.7%	216,500	-11.6%	29,900	-91.1%	29,900	-91.1%	249.4
Apr-19	4	33%	18	13%	0.22	52	44%	13.00	87	96.5%	211,900	-13.0%	296,000	-15.4%	331,750	-8.7%	244.1
May-19	9	-	12	50%	0.75	52	24%	5.78	85	95.0%	235,800	1.9%	276,500	-	333,556	-	271.7
Jun-19	3	-40%	7	-50%	0.43	49	7%	16.33	69	95.1%	234,400	0.5%	237,000	5.8%	198,000	-26.2%	270.0
Jul-19	5	150%	13	8%	0.38	51	2%	10.20	37	96.7%	222,000	-8.8%	230,000	-62.1%	258,000	-57.5%	255.8
Aug-19	4	100%	10	-29%	0.40	51	-11%	12.75	71	93.2%	211,600	-11.6%	190,750	-11.0%	199,125	-7.1%	243.8
Sep-19	4	-33%	8	-11%	0.50	53	8%	13.25	104	93.8%	214,800	-1.2%	312,500	71.2%	328,000	58.3%	247.5
Oct-19	8	33%	12	33%	0.67	48	14%	6.00	87	96.6%	234,600	15.5%	167,450	60.2%	321,050	43.9%	270.3
Nov-19	6	50%	4	-43%	1.50	38	-5%	6.33	145	95.2%	239,300	13.4%	197,500	-13.2%	212,833	-19.2%	275.7
Dec-19	-	-100%	4	0%	-	39	11%	-	-	-	240,400	15.5%	-	-	-	-	277.0
2019	47	7%	112	-6%	0.42	46	17%	11.83	87	95.4%	224,108	-1.5%	252,000	16.1%	276,017	1.4%	258.2
Jan-20	1	-50%	8	14%	0.13	37	0%	37.00	69	94.0%	220,100	-1.5%	140,000	-45.5%	140,000	-45.5%	253.6
Feb-20	3	200%	9	-10%	0.33	41	0%	13.67	25	97.6%	203,800	-0.4%	200,000	-23.7%	238,667	-8.9%	234.8
Mar-20	9	800%	6	-14%	1.50	38	-16%	4.22	138	94.6%	211,200	-2.4%	232,500	677.6%	245,333	720.5%	243.3
Apr-20	1	-75%	8	-56%	0.13	40	-23%	40.00	15	100.0%	211,000	-0.4%	189,900	-35.8%	189,900	-42.8%	243.1
May-20	3	-67%	5	-58%	0.60	39	-25%	13.00	228	96.1%	217,000	-8.0%	375,000	35.6%	270,333	-19.0%	250.0
Jun-20	8	167%	9	29%	0.89	36	-27%	4.50	154	93.5%	215,800	-7.9%	262,250	10.7%	255,313	28.9%	248.6
Jul-20	3	-40%	11	-15%	0.27	39	-24%	13.00	112	95.3%	221,000	-0.5%	232,000	0.9%	220,667	-14.5%	254.6
Aug-20	8	100%	10	0%	0.80	39	-24%	4.88	93	96.8%	231,100	9.2%	340,000	78.2%	330,025	65.7%	266.2
Sep-20	5	25%	5	-38%	1.00	33	-38%	6.60	106	96.1%	242,000	12.7%	385,000	23.2%	346,000	5.5%	278.8
Oct-20	5	-38%	9	-25%	0.56	32	-33%	6.40	146	93.6%	254,700	8.6%	257,500	-18.6%	296,500	-7.6%	293.4
Nov-20	5	-17%	7	75%	0.71	33	-13%	6.60	77	95.8%	254,800	6.5%	255,000	29.1%	231,300	8.7%	293.5
Dec-20	5	-	1	-75%	5.00	26	-33%	5.20	61	97.8%	248,400	3.3%	251,500	-	291,300	-	286.2
2020	56	19%	88	-21%	0.64	36	-22%	7.73	113	95.6%	227,575	1.5%	261,250	3.7%	272,055	-1.4%	262.2
Jan-21	6	500%	8	0%	0.75	26	-30%	4.33	97	94.8%	252,000	14.5%	324,500	131.8%	342,667	144.8%	290.3
Feb-21	2	-33%	9	0%	0.22	27	-34%	13.50	104	94.1%	249,500	22.4%	165,500	-17.3%	165,500	-30.7%	287.4
Mar-21	12	33%	15	150%	0.80	26	-32%	2.17	80	97.8%	243,500	15.3%	263,000	13.1%	312,983	27.6%	280.5
Apr-21	4	300%	18	125%	0.22	36	-10%	9.00	116	96.5%	262,500	24.4%	352,000	85.4%	370,625	95.2%	302.4
May-21	8	167%	12	140%	0.67	37	-5%	4.63	84	96.6%	261,000	20.3%	378,450	0.9%	331,400	22.6%	300.7
Jun-21	9	13%	8	-11%	1.13	34	-6%	3.78	39	96.3%	255,800	18.5%	320,000	22.0%	289,667	13.5%	294.7
Jul-21	7	133%	10	-9%	0.70	35	-10%	5.00	52	96.9%	253,600	14.8%	242,000	4.3%	244,343	10.7%	292.2
Aug-21	6	-25%	7	-30%	0.86	33	-15%	5.50	62	94.6%	248,100	7.4%	174,500	-48.7%	222,333	-32.6%	285.8
Sep-21	3	-40%	7	40%	0.43	30	-9%	10.00	63	97.1%	247,800	2.4%	204,900	-46.8%	236,300	-31.7%	285.5
Oct-21	4	-20%	6	-33%	0.67	28	-13%	7.00	53	95.2%	241,900	-5.0%	281,250	9.2%	290,375	-2.1%	278.7
Nov-21	4	-20%	10	43%	0.40	33	0%	8.25	17	97.2%	240,100	-5.8%	247,450	-3.0%	302,475	30.8%	276.6
Dec-21	6	20%	2	100%	3.00	24	-8%	4.00	49	95.9%	253,400	2.0%	333,000	32.4%	346,500	18.9%	291.9
2021	71	27%	112	27%	0.63	31	-15%	5.20	67	96.4%	250,767	10.2%	285,000	9.1%	297,003	9.2%	288.9
Jan-22	2	-67%	7	-13%	0.29	25	-4%	12.50	228	93.8%	249,400	-1.0%	363,250	11.9%	363,250	6.0%	287.3
Feb-22	3	50%	11	22%	0.27	31	15%	10.33	109	96.4%	257,800	3.3%	240,000	45.0%	235,967	42.6%	297.0
Mar-22	8	-33%	6	-60%	1.33	25	-4%	3.13	69	94.8%	261,500	7.4%	267,950	1.9%	283,175	-9.5%	301.3
Apr-22	10	150%	10	-44%	1.00	22	-39%	2.20	75	95.7%	256,700	-2.2%	232,000	-34.1%	294,000	-20.7%	295.7
May-22	9	13%	8	-33%	1.13	17	-54%	1.89	76	96.5%	245,300	-6.0%	250,000	-33.9%	326,333	-1.5%	282.6
Jun-22	10	11%	11	38%	0.91	17	-50%	1.70	57	96.9%	248,800	-2.7%	399,950	25.0%	390,080	34.7%	286.6
Jul-22	2	-71%	7	-30%	0.29	21	-40%	10.50	63	95.3%	252,700	-0.4%	202,500	-16.3%	202,500	-17.1%	291.1
Aug-22	5	-17%	8	14%	0.63	22	-33%	4.40	80	95.1%	253,700	2.3%	128,000	-26.6%	215,680	-3.0%	292.3
Sep-22	4	33%	12	71%	0.33	28	-7%	7.00	109	96.1%	260,500	5.1%	129,125	-37.0%	134,413	-43.1%	300.1
Oct-22	2	-50%	10	67%	0.20	34	21%	17.00	73	96.8%	246,900	2.1%	207,500	-26.2%	207,500	-28.5%	284.4
Nov-22	6	50%	2	-80%	3.00	24	-27%	4.00	61	96.1%	250,700	4.4%	288,250	16.5%	280,583	-7.2%	288.8
Dec-22	-	-100%	1	-50%	-	23	-4%	-	-	-	236,400	-6.7%	-	-	-	-	272.4
2022	61	-14%	93	-17%	0.66	24	-22%	4.74	79	96.0%	251,700	0.4%	245,900	-13.7%	288,478	-2.9%	290.0
Jan-23	3	50%	4	-43%	0.75	23	-8%	7.67	189	90.2%	226,600	-9.1%	224,000	-38.3%	321,333	-11.5%	261.1
Feb-23	4	33%	7	-36%	0.57	26	-16%	6.50	16	98.2%	232,900	-9.7%	337,000	40.4%	429,250	81.9%	268.3
Mar-23	5	-38%	6	0%	0.83	24	-4%	4.80	71	97.0%	241,700	-7.6%	465,000	73.5%	405,000	43.0%	278.5
Apr-23	5	-50%	7	-30%	0.71	23	5%	4.60	82	95.4%	242,900	-5.4%	235,000	1.3%	227,900	-22.5%	279.8
May-23	6	-33%	6	-25%	1.00	20	18%	3.33	108	97.0%	252,800	3.1%	354,000	41.6%	344,792	5.7%	291.2
Jun-23	3	-70%	9	-18%	0.33	24	41%	8.00	32	97.2%	250,500	0.7%	485,000	21.3%	446,667	14.5%	288.6
Jul-23	4	100%	11	57%	0.36	29	38%	7.25	43	98.4%	252,700	0.0%	247,500	22.2%	286,000	41.2%	291.1
Aug-23	7	40%	4	-50%	1.75	21	-5%	3.00	54	92.0%	249,500	-1.7%	235,000	83.6%	234,725	8.8%	287.4
Sep-23	4	0%	4	-67%	1.00	16	-43%	4.00	39	95.7%	249,800	-4.1%	174,000	34.8%	185,750	38.2%	287.8
Oct-23	6	200%	4	-60%	1.50	13	-62%	2.17	108	95.9%	243,800	-1.3%	321,000	54.7%	286,167	37.9%	280.9
Nov-23	4	-33%	6	200%	0.67	13	-46%	3.25	56	90.9%	237,400	-5.3%	154,950	-46.2%	148,725	-47.0%	273.5
Dec-23	2	-	3	200%	0.67	11	-52%	5.50	50	95.9%	240,900	1.9%	206,000	-	206,000	-	277.5
2023	53	-13%	71	-24%	0.75	20	-16%	4.58	72	95.7%	243,458	-3.3%	245,000	-0.4%	292,608	1.4%	280.5
Jan-24	4	33%	11	175%	0.36	14	-39%	3.50	41	96.5%	239,700	5.8%	188,700	-15.8%	230,350	-28.3%	276.2
Feb-24	5	25%	6	-14%	0.83	15	-42%	3.00	22	97.9%	250,300	7.5%	316,500	-6.1%	323,280	-24.7%	288.4
Mar-24	2	-60%	5	-17%	0.40	18	-25%	9.00	59	91.7%	255,000	5.5%	160,000	-65.6%	160,000	-60.5%	293.8
Apr-24																	
May-24																	
Jun-24																	
Jul-24																	
Aug-24																	
Sep-24																	
Oct-24																	
Nov-24																	
Dec-24																	
2024	11	-8%	22	29%	0.50	16	-36%	4.27	35	96.7%	248,333	6.2%	266,900</				