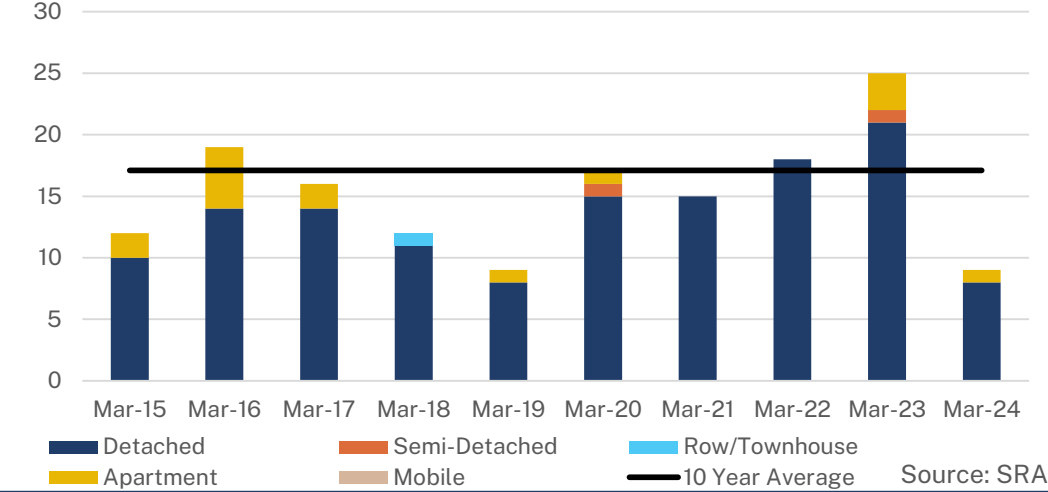




NORTH BATTLEFORD - MARCH 2024

Monthly Sales Comparison



SALES

9

↓ 64.0% Y/Y | ↓ 37.0% YTD

VS. 10-YEAR AVERAGE

↓ 47.4% | ↓ 5.8% YTD

NEW LISTINGS

29

↓ 3.3% Y/Y | ↑ 22.2% YTD

VS. 10-YEAR AVERAGE

↓ 29.3% | ↓ 2.3% YTD

TOTAL RESIDENTIAL BENCHMARK PRICE

\$ 209,000 ↑ **4.3%** Y/Y

Monthly trend*

INVENTORY

103

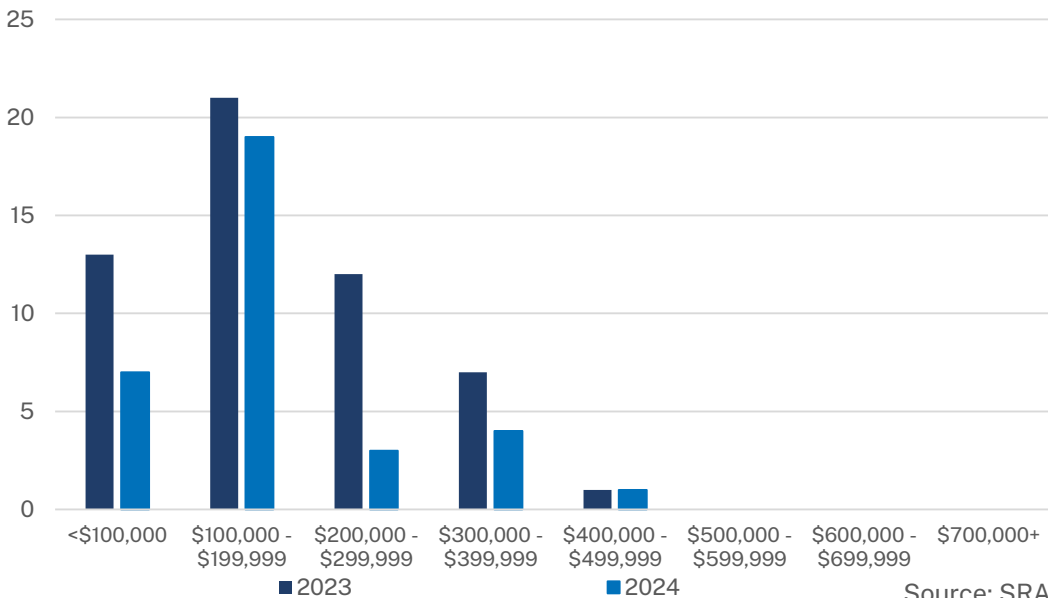
↓ 1.9% Y/Y | Monthly trend*

VS. 10-YEAR AVERAGE

↓ 8.3% | ↓ 10.2% YTD

Residential Sales by Price Range

YTD-MAR



MONTHS OF SUPPLY

11.44

↑ 172.5% Y/Y | Monthly trend*

VS. 10-YEAR AVERAGE

↑ 57.7% | ↓ 12.1% YTD



NORTH BATTLEFORD - MARCH 2024

March 2024

| | Sales | | New Listings | | Inventory | | Months of Supply | | DOM | Benchmark | | Avg Price | |
|--------------------------|----------|-------------|--------------|------------|------------|------------|------------------|-------------|------------|------------------|-----------|------------------|------------|
| | Actual | Y/Y% | Actual | Y/Y% | Actual | Y/Y% | Actual | Y/Y% | Actual | Actual | Y/Y% | Actual | Y/Y% |
| Detached | 8 | -62% | 22 | -12% | 67 | -8% | 8.38 | 141% | 108 | \$210,500 | 4% | \$240,313 | 19% |
| Semi-Detached | 0 | -100% | 0 | - | 1 | -67% | - | - | - | - | - | - | - |
| Row/Townhouse | 0 | - | 1 | - | 3 | 0% | - | - | - | - | - | - | - |
| Apartment | 1 | -67% | 3 | -40% | 14 | -7% | 14.00 | 180% | 57 | - | - | \$154,000 | -24% |
| Acreage | 0 | - | 0 | - | 0 | - | - | - | - | - | - | - | - |
| Mobile | 0 | - | 0 | - | 0 | - | - | - | - | - | - | - | - |
| Mutli-Family | 0 | - | 3 | - | 18 | 64% | - | - | - | - | - | - | - |
| Total Residential | 9 | -64% | 29 | -3% | 103 | -2% | 11.44 | 172% | 102 | \$209,000 | 4% | \$230,722 | 12% |

10-Year Averages

| | Sales | | New Listings | | Inventory | | Months of Supply | | DOM | Benchmark | | Avg Price | |
|-------------------|-------|-------|--------------|-------|-----------|-------|------------------|-------|-----|-----------|-------|-----------|-------|
| | Avg | %Diff | Avg | %Diff | Avg | %Diff | Avg | %Diff | Avg | Avg | %Diff | Avg | %Diff |
| Total Residential | 17 | -47% | 41 | -29% | 112 | -8% | 7.26 | 58% | 73 | \$202,080 | 3% | \$197,063 | 17% |

Year-to-Date

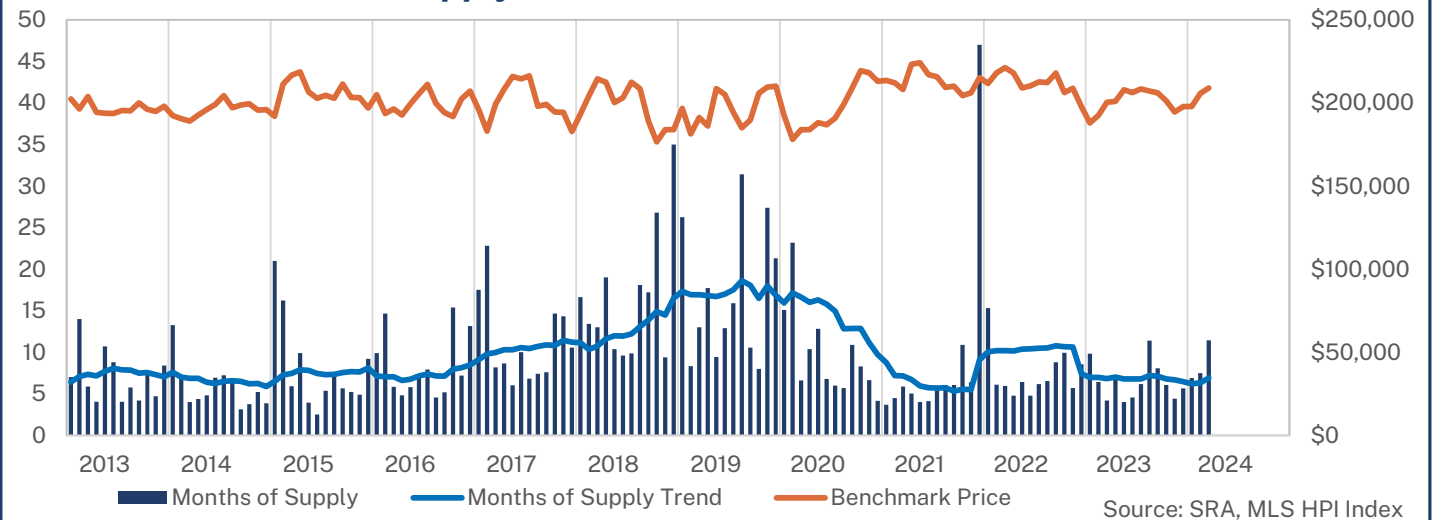
March 2024

| | Sales | | New Listings | | Inventory | | Months of Supply | | DOM | Benchmark | | Avg Price | |
|--------------------------|-----------|-------------|--------------|------------|-----------|-------------|------------------|------------|-----------|------------------|-----------|------------------|------------|
| | Actual | Y/Y% | Actual | Y/Y% | Actual | Y/Y% | Actual | Y/Y% | Actual | Actual | Y/Y% | Actual | Y/Y% |
| Detached | 31 | -34% | 58 | -8% | 63 | -19% | 6.13 | 23% | 92 | \$205,767 | 6% | \$175,623 | 2% |
| Semi-Detached | 0 | -100% | 1 | 0% | 1 | -73% | - | - | - | - | - | - | - |
| Row/Townhouse | 0 | -100% | 2 | - | 2 | -22% | - | - | - | - | - | - | - |
| Apartment | 3 | -25% | 11 | 38% | 12 | -18% | 12.00 | 9% | 109 | - | - | \$149,500 | -20% |
| Acreage | 0 | - | 0 | - | 0 | - | - | - | - | - | - | - | - |
| Mobile | 0 | - | 0 | - | 0 | - | - | - | - | - | - | - | - |
| Mutli-Family | 0 | -100% | 16 | - | 16 | 38% | - | - | - | - | - | - | - |
| Total Residential | 34 | -37% | 88 | 22% | 94 | -15% | 8.32 | 35% | 94 | \$204,200 | 5% | \$173,318 | -3% |

10-Year Averages

| | Sales | | New Listings | | Inventory | | Months of Supply | | DOM | Benchmark | | Avg Price | |
|-------------------|-------|-------|--------------|-------|-----------|-------|------------------|-------|-----|-----------|-------|-----------|-------|
| | Avg | %Diff | Avg | %Diff | Avg | %Diff | Avg | %Diff | Avg | Avg | %Diff | Avg | %Diff |
| Total Residential | 36 | -6% | 90 | -2% | 105 | -10% | 9.47 | -12% | 74 | \$198,907 | 3% | \$187,509 | -8% |

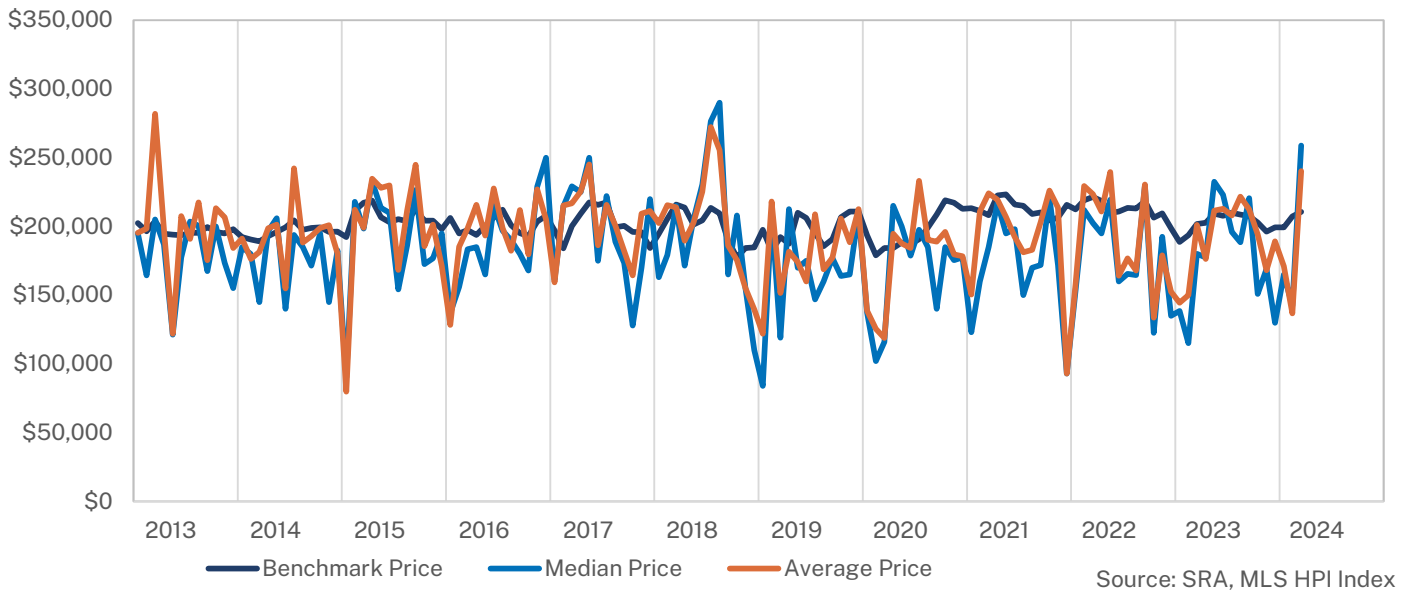
Residential Months of Supply and Price



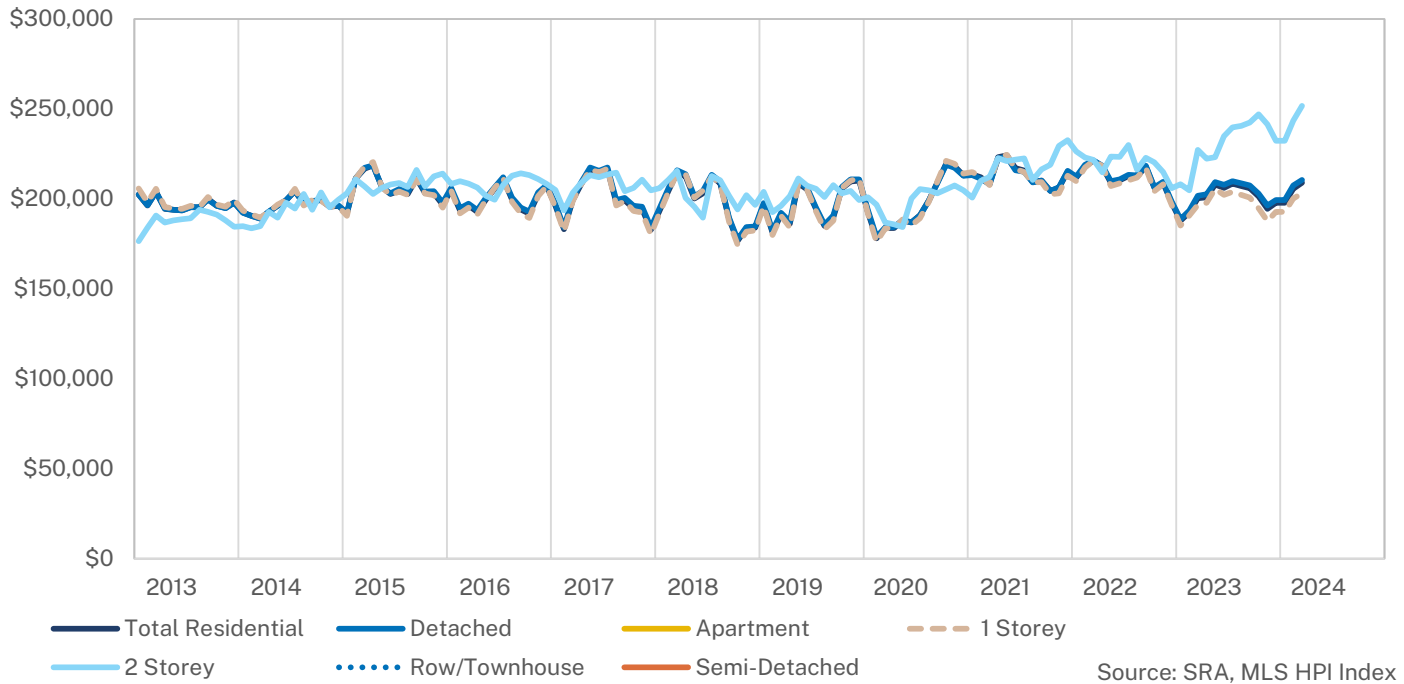


NORTH BATTLEFORD - MARCH 2024

Detached Pricing



Benchmark Price





NORTH BATTLEFORD - MARCH 2024

HPI Benchmark Attributes

| | Composite |
|--|------------------------|
| Bedrooms, Above Ground | 3 |
| Bathrooms, Full | 2 |
| Bathrooms, Half | 0 |
| Garage | Attached, Single width |
| Gross Living Area, Above Ground (Sq. Ft.) | 1091 |
| Lot Size | - |
| Fireplaces, Number of | 0 |
| Year Built | 1972 |
| March 2024 Benchmark Price | \$209,000 |
| Detached Share of Sales, Last 3 Years | 97% |
| Semi-Detached Share of Sales, Last 3 Years | - |
| Apartment Share of Sales, Last 3 Years | - |
| Townhouse Share of Sales, Last 3 Years | - |

| | Detached | 1 Storey | 2 Storey |
|---|------------------------|------------------------|------------------------|
| Bedrooms, Above Ground | 3 | 3 | 3 |
| Bathrooms, Full | 2 | 2 | 2 |
| Bathrooms, Half | 0 | 0 | 0 |
| Garage | Attached, Single width | Attached, Single width | Attached, Single width |
| Gross Living Area, Above Ground (Sq. Ft.) | 1089 | 1073 | 1408 |
| Lot Size | 6534 | 6534 | 6048 |
| Fireplaces, Number of | 0 | 0 | 0 |
| Year Built | 1972 | 1974 | 1954 |
| March 2024 Benchmark Price | \$210,500 | \$203,100 | \$251,700 |
| Share of Total Sales, Last 3 Years | 97% | 88% | 12% |

| | Semi-Detached | Row/Townhouse | Apartment |
|---|---------------|---------------|-----------|
| Bedrooms, Above Ground | - | - | - |
| Bathrooms, Full | - | - | - |
| Bathrooms, Half | - | - | - |
| Garage | - | - | - |
| Gross Living Area, Above Ground (Sq. Ft.) | - | - | - |
| Fireplaces, Number of | - | - | - |
| Year Built | - | - | - |
| March 2024 Benchmark Price | - | - | - |
| Share of Total Sales, Last 3 Years | - | - | - |

| NORTH BATTLEFORD | | | | | | | | | | | | | | | | | |
|------------------|------------|-------------|--------------|------------|-------------|------------|------------|------------------|-----------|--------------|-----------------|--------------|----------------|--------------|----------------|--------------|--------------|
| | Sales | Y/Y% | New Listings | Y/Y% | S/NL Ratio | Inventory | Y/Y% | Months of Supply | DOM | SP/LP | Benchmark Price | Y/Y% | Median Price | Y/Y% | Average Price | Y/Y% | Index |
| Jan-13 | 13 | 63% | 30 | 3% | 0.43 | 91 | 34% | 7.00 | 92 | 96.1% | 202,400 | 6.6% | 195,000 | 32.2% | 192,108 | 15.3% | 290.4 |
| Feb-13 | 7 | -36% | 17 | -11% | 0.41 | 98 | 44% | 14.00 | 49 | 97.0% | 196,400 | 4.5% | 171,000 | -30.7% | 197,271 | -13.8% | 281.8 |
| Mar-13 | 16 | -30% | 21 | -9% | 0.76 | 94 | 54% | 5.88 | 88 | 93.3% | 203,900 | 7.0% | 198,500 | 16.1% | 270,619 | 37.0% | 292.5 |
| Apr-13 | 25 | 108% | 45 | 50% | 0.56 | 101 | 36% | 4.04 | 72 | 96.1% | 194,400 | 2.3% | 170,000 | -23.9% | 196,020 | -9.8% | 278.9 |
| May-13 | 11 | -42% | 43 | 19% | 0.26 | 118 | 46% | 10.73 | 83 | 98.2% | 193,900 | -0.3% | 180,000 | -10.0% | 167,700 | -15.3% | 278.2 |
| Jun-13 | 15 | -29% | 43 | 0% | 0.35 | 132 | 48% | 8.80 | 55 | 97.3% | 193,700 | -0.1% | 169,900 | -5.6% | 200,907 | 9.4% | 277.9 |
| Jul-13 | 29 | 81% | 33 | -21% | 0.88 | 117 | 13% | 4.03 | 84 | 95.3% | 195,400 | -7.4% | 201,500 | 9.4% | 190,331 | 1.0% | 280.3 |
| Aug-13 | 18 | 6% | 26 | -24% | 0.69 | 104 | -1% | 5.78 | 61 | 97.3% | 195,200 | -2.9% | 200,500 | -6.7% | 217,400 | 1.0% | 280.1 |
| Sep-13 | 24 | 100% | 39 | 18% | 0.62 | 101 | -3% | 4.21 | 78 | 95.6% | 200,000 | 0.6% | 169,950 | -1.5% | 180,283 | 2.5% | 286.9 |
| Oct-13 | 15 | -17% | 37 | -18% | 0.41 | 109 | 0% | 7.27 | 61 | 96.6% | 196,200 | 2.8% | 184,900 | 11.7% | 203,480 | 20.5% | 281.5 |
| Nov-13 | 20 | 54% | 22 | -19% | 0.91 | 94 | -9% | 4.70 | 64 | 96.4% | 194,900 | 5.0% | 173,500 | -15.4% | 200,290 | -2.8% | 279.6 |
| Dec-13 | 10 | 25% | 15 | 36% | 0.67 | 84 | -7% | 8.40 | 86 | 96.9% | 198,000 | 4.7% | 182,450 | 21.6% | 194,680 | 29.0% | 284.1 |
| 2013 | 203 | 14% | 371 | 0% | 0.55 | 104 | 18% | 6.12 | 74 | 96.1% | 197,033 | 1.8% | 184,900 | -0.1% | 200,647 | 4.1% | 282.7 |
| Jan-14 | 7 | -46% | 31 | 3% | 0.23 | 93 | 2% | 13.29 | 75 | 94.1% | 192,400 | -4.9% | 185,000 | -5.1% | 191,143 | -0.5% | 276.0 |
| Feb-14 | 14 | 100% | 28 | 65% | 0.50 | 98 | 0% | 7.00 | 71 | 95.7% | 190,600 | -3.0% | 179,867 | 5.2% | 176,295 | -10.6% | 273.5 |
| Mar-14 | 23 | 44% | 28 | 33% | 0.82 | 92 | -2% | 4.00 | 83 | 95.2% | 185,000 | -7.3% | 156,000 | -21.4% | 181,748 | -32.8% | 271.2 |
| Apr-14 | 24 | -4% | 46 | 2% | 0.52 | 105 | 4% | 4.38 | 60 | 96.1% | 192,800 | -0.8% | 196,700 | 15.7% | 198,558 | 1.3% | 276.6 |
| May-14 | 24 | 118% | 41 | -5% | 0.59 | 116 | -2% | 4.83 | 65 | 95.7% | 196,100 | 1.1% | 205,450 | 14.1% | 200,392 | 19.5% | 281.3 |
| Jun-14 | 17 | 13% | 32 | -26% | 0.53 | 118 | -11% | 6.94 | 72 | 95.5% | 199,200 | 2.8% | 140,000 | -17.6% | 163,876 | -18.4% | 285.8 |
| Jul-14 | 16 | -45% | 34 | 3% | 0.47 | 116 | -1% | 7.25 | 98 | 95.2% | 204,400 | 4.6% | 193,750 | -3.8% | 240,563 | 26.4% | 293.3 |
| Aug-14 | 19 | 6% | 48 | 85% | 0.40 | 130 | 25% | 6.84 | 68 | 96.3% | 197,100 | 1.0% | 185,000 | -7.7% | 188,539 | -13.3% | 282.8 |
| Sep-14 | 31 | 29% | 24 | -38% | 1.29 | 97 | -4% | 3.13 | 62 | 95.7% | 198,700 | -0.7% | 170,900 | 0.6% | 191,139 | 6.0% | 285.1 |
| Oct-14 | 21 | 40% | 19 | -49% | 1.11 | 79 | -28% | 3.76 | 71 | 95.9% | 199,400 | 1.6% | 190,000 | 2.8% | 193,210 | -5.0% | 286.1 |
| Nov-14 | 13 | -35% | 16 | -27% | 0.81 | 68 | -28% | 5.23 | 83 | 93.8% | 195,700 | 0.4% | 145,000 | -16.4% | 200,800 | 0.3% | 280.8 |
| Dec-14 | 14 | 40% | 10 | -33% | 1.40 | 54 | -36% | 3.86 | 48 | 95.3% | 196,100 | -1.0% | 182,500 | 0.0% | 180,379 | -7.3% | 281.3 |
| 2014 | 223 | 10% | 357 | -4% | 0.62 | 97 | -6% | 5.23 | 71 | 95.5% | 195,958 | -0.5% | 182,000 | -1.6% | 192,362 | -4.1% | 281.2 |
| Jan-15 | 3 | -57% | 18 | -42% | 0.17 | 63 | -32% | 21.00 | 71 | 93.2% | 192,000 | -0.2% | 90,000 | -51.4% | 79,833 | -58.2% | 275.5 |
| Feb-15 | 4 | -71% | 11 | -61% | 0.36 | 65 | -34% | 16.25 | 42 | 97.1% | 211,300 | 10.9% | 218,000 | 21.2% | 212,125 | 20.3% | 303.2 |
| Mar-15 | 13 | -43% | 33 | 18% | 0.39 | 77 | -16% | 5.92 | 48 | 96.7% | 216,700 | 14.7% | 180,000 | 15.4% | 185,692 | 2.2% | 310.9 |
| Apr-15 | 11 | -54% | 47 | 2% | 0.23 | 109 | 4% | 9.91 | 45 | 95.5% | 218,600 | 13.4% | 185,000 | -5.9% | 224,591 | 13.1% | 313.6 |
| May-15 | 27 | 13% | 40 | -2% | 0.68 | 106 | -9% | 3.93 | 47 | 97.1% | 206,600 | 5.4% | 212,000 | 3.2% | 224,915 | 12.2% | 296.4 |
| Jun-15 | 38 | 124% | 39 | 22% | 0.97 | 95 | -19% | 2.50 | 44 | 96.2% | 202,700 | 1.8% | 206,250 | 47.3% | 219,551 | 34.0% | 290.8 |
| Jul-15 | 19 | 19% | 39 | 15% | 0.49 | 102 | -12% | 5.37 | 53 | 96.1% | 204,600 | 0.1% | 165,000 | -14.8% | 179,974 | -25.2% | 293.5 |
| Aug-15 | 16 | -16% | 49 | 2% | 0.33 | 117 | -10% | 7.31 | 53 | 96.2% | 202,700 | 2.8% | 178,750 | -3.4% | 206,063 | 9.3% | 290.8 |
| Sep-15 | 21 | -32% | 41 | 71% | 0.51 | 119 | 23% | 5.67 | 45 | 96.7% | 211,400 | 6.4% | 205,000 | 20.0% | 229,233 | 19.9% | 303.3 |
| Oct-15 | 21 | 0% | 31 | 63% | 0.68 | 110 | 39% | 5.24 | 40 | 96.9% | 203,300 | 2.0% | 172,500 | -9.2% | 190,310 | -1.5% | 291.7 |
| Nov-15 | 21 | 62% | 32 | 100% | 0.66 | 103 | 51% | 4.90 | 76 | 96.0% | 203,100 | 3.8% | 170,000 | 17.2% | 194,205 | -3.3% | 291.4 |
| Dec-15 | 10 | -29% | 14 | 40% | 0.71 | 92 | 70% | 9.20 | 59 | 96.6% | 196,900 | 0.4% | 202,500 | 11.0% | 176,900 | -1.9% | 282.5 |
| 2015 | 204 | -9% | 394 | 10% | 0.52 | 97 | -1% | 5.68 | 50 | 96.4% | 205,825 | 5.0% | 188,500 | 3.6% | 204,717 | 6.4% | 295.3 |
| Jan-16 | 9 | 200% | 16 | -11% | 0.56 | 89 | 41% | 9.89 | 81 | 94.1% | 204,900 | 6.7% | 165,000 | 83.3% | 137,878 | 72.7% | 294.0 |
| Feb-16 | 6 | 50% | 32 | 191% | 0.19 | 88 | 35% | 14.67 | 62 | 94.6% | 193,600 | -8.4% | 167,500 | -23.2% | 184,167 | -13.2% | 277.8 |
| Mar-16 | 19 | 46% | 56 | 70% | 0.34 | 111 | 44% | 5.84 | 48 | 96.6% | 196,400 | -9.4% | 231,000 | 28.3% | 220,841 | 18.9% | 281.8 |
| Apr-16 | 27 | 145% | 56 | 19% | 0.48 | 130 | 19% | 4.81 | 55 | 94.6% | 192,800 | -11.8% | 195,000 | 5.4% | 218,499 | -2.7% | 276.6 |
| May-16 | 24 | -11% | 48 | 20% | 0.50 | 139 | 31% | 5.79 | 60 | 96.7% | 199,500 | -3.4% | 165,000 | -22.2% | 191,283 | -15.0% | 286.2 |
| Jun-16 | 19 | -50% | 37 | -5% | 0.51 | 138 | 45% | 7.26 | 66 | 95.1% | 205,600 | 1.4% | 220,000 | 6.7% | 238,783 | 8.8% | 295.0 |
| Jul-16 | 18 | -5% | 37 | -5% | 0.49 | 143 | 40% | 7.94 | 49 | 96.2% | 211,200 | 3.2% | 206,000 | 24.8% | 207,218 | 15.1% | 303.0 |
| Aug-16 | 31 | 94% | 50 | 2% | 0.62 | 141 | 21% | 4.55 | 68 | 95.1% | 199,700 | -1.5% | 195,000 | 9.1% | 192,735 | -6.5% | 286.5 |
| Sep-16 | 25 | 19% | 39 | -5% | 0.64 | 130 | 9% | 5.20 | 66 | 96.2% | 194,200 | -8.1% | 178,800 | -12.8% | 205,092 | -10.5% | 278.6 |
| Oct-16 | 8 | -62% | 28 | -10% | 0.29 | 123 | 12% | 15.38 | 62 | 96.2% | 191,800 | -5.7% | 179,000 | 3.8% | 196,580 | 3.3% | 275.2 |
| Nov-16 | 15 | -29% | 25 | -22% | 0.60 | 108 | 5% | 7.20 | 82 | 94.5% | 202,500 | -0.3% | 217,000 | 27.6% | 218,533 | 12.5% | 290.5 |
| Dec-16 | 7 | -30% | 20 | 43% | 0.35 | 92 | 0% | 13.14 | 78 | 96.0% | 207,100 | 5.2% | 250,000 | 23.5% | 223,857 | 26.5% | 297.1 |
| 2016 | 208 | 2% | 444 | 13% | 0.47 | 119 | 24% | 6.88 | 63 | 95.5% | 199,942 | -2.9% | 190,000 | 0.8% | 205,859 | 0.6% | 286.9 |
| Jan-17 | 6 | -33% | 31 | 94% | 0.19 | 105 | 18% | 17.50 | 54 | 94.3% | 196,200 | -4.2% | 180,500 | 9.4% | 195,083 | 41.5% | 281.5 |
| Feb-17 | 5 | -17% | 24 | -25% | 0.21 | 114 | 30% | 22.80 | 88 | 93.8% | 183,100 | -5.4% | 226,000 | 34.9% | 222,200 | 20.7% | 262.7 |
| Mar-17 | 16 | -16% | 52 | -7% | 0.31 | 131 | 18% | 8.19 | 73 | 96.2% | 199,300 | 1.5% | 217,000 | -6.1% | 210,488 | -4.7% | 285.9 |
| Apr-17 | 17 | -37% | 48 | -14% | 0.35 | 147 | 13% | 8.65 | 73 | 96.2% | 208,300 | 8.0% | 195,000 | 0.0% | 211,553 | -3.2% | 298.9 |
| May-17 | 25 | 4% | 45 | -6% | 0.56 | 151 | 9% | 6.04 | 59 | 96.5% | 216,000 | 8.3% | 250,000 | 51.5% | 244,228 | 27.7% | 309.9 |
| Jun-17 | 16 | -16% | 39 | 5% | 0.41 | 160 | 16% | 10.00 | 65 | 96.0% | 214,400 | 4.3% | 177,500 | -19.3% | 195,181 | -18.3% | 307.6 |
| Jul-17 | 22 | 22% | 31 | -16% | 0.71 | 150 | 5% | 6.82 | 49 | 95.6% | 216,400 | 2.5% | 213,000 | 3.4% | 213,545 | 3.1% | 310.5 |
| Aug-17 | 19 | -39% | 35 | -30% | 0.54 | 141 | 0% | 7.42 | 69 | 94.5% | 198,000 | -0.9% | 189,000 | -3.1% | 203,767 | 5.7% | 284.1 |
| Sep-17 | 18 | -28% | 35 | -10% | 0.51 | 137 | 5% | 7.61 | 52 | 93.4% | 199,200 | 2.6% | 170,375 | -4.7% | 180,958 | -11.8% | 285.8 |
| Oct-17 | 9 | 13% | 25 | -11% | 0.36 | 132 | 7% | 14.67 | 40 | 96.4% | 194,600 | 1.5% | 138,000 | -22.9% | 162,944 | -17.1% | 279.2 |
| Nov-17 | 9 | -40% | 25 | 0% | 0.36 | 129 | 19% | 14.33 | 106 | 93.9% | 194,400 | -4.0% | 160,000 | -26.3% | 195,778 | -10.4% | 278.9 |
| Dec-17 | 11 | 57% | 28 | 40% | 0.39 | 116 | 26% | 10.55 | 117 | 96.3% | 182,800 | -11.7% | 220,000 | -12.0% | 216,231 | -3.4% | 262.3 |
| 2017 | 173 | -17% | 418 | -6% | 0.41 | 134 | 13% | 9.32 | 67 | 95.5% | 200,225 | 0.1% | 197,000 | 3.7% | 207,562 | 0.8% | 287.3 |
| Jan-18 | 8 | 33% | 42 | 35% | 0.19 | 133 | 27% | 16.63 | 63 | 96.1% | 193,300 | -1.5% | 164,000 | -9.1% | 197,813 | 1.4% | 277.3 |
| Feb-18 | 10 | 100% | 27 | 13% | 0.37 | 134 | 18% | 13.40 | 40 | 95.7% | 204,300 | 11.6% | 208,050 | -7.9% | 222,660 | 0.2% | 293.1 |
| Mar-18 | 12 | -25% | 59 | 13% | 0.20 | 156 | 19% | 13.00 | 46 | 93.2% | 214,500 | 7.6% | 216,250 | -0.3% | 226,458 | 7.6% | 307.7 |
| Apr-18 | 9 | -47% | 40 | -17% | 0.23 | 171 | 16% | 19.00 | 54 | 94.9% | 212,500 | 2.0% | 183,000 | -6.2% | 193,367 | -8.6% | 304.9 |
| May-18 | 18 | -28% | 48 | 7% | 0.38 | 187 | 24% | 10.39 | 82 | 94.8% | 200,200 | -7.3% | 197,500 | -21.0% | 201,486 | -17.5% | 287.2 |
| Jun-18 | 20 | 25% | 45 | 15% | 0.44 | 192 | 20% | 9.60 | 51 | 96.4% | 203,100 | -5.3% | 230,450 | 29.8% | 226,315 | 16.0% | 291.4 |
| Jul-18 | 20 | -9% | 32 | 3% | 0.63 | 197 | 31% | 9.85 | 66 | 95.1% | 212,500 | -1.8% | 276,500 | 29.8% | 258,848 | 21.2% | 304.9 |
| Aug-18 | 10 | -47% | 24 | -31% | 0.42 | 181 | 28% | 18.10 | 72 | 97.0% | 208,700 | 5.4% | | | | | |

| NORTH BATTLEFORD | | | | | | | | | | | | | | | | | |
|------------------|------------|-------------|--------------|------------|-------------|-----------|-------------|------------------|-----------|--------------|-----------------|--------------|----------------|--------------|----------------|--------------|--------------|
| | Sales | Y/Y% | New Listings | Y/Y% | S/NL Ratio | Inventory | Y/Y% | Months of Supply | DOM | SP/LP | Benchmark Price | Y/Y% | Median Price | Y/Y% | Average Price | Y/Y% | Index |
| Jan-13 | 12 | 50% | 27 | 0% | 0.44 | 72 | 24% | 6.00 | 91 | 96.0% | 202,400 | 7.2% | 195,000 | 32.2% | 195,325 | 17.2% | 288.7 |
| Feb-13 | 6 | -45% | 15 | -17% | 0.40 | 78 | 34% | 13.00 | 54 | 96.5% | 196,500 | 4.9% | 164,500 | -33.4% | 198,500 | -13.2% | 280.3 |
| Mar-13 | 13 | -41% | 21 | -5% | 0.62 | 79 | 52% | 6.08 | 78 | 92.6% | 203,700 | 7.1% | 205,000 | 22.0% | 281,923 | 43.3% | 290.6 |
| Apr-13 | 23 | 92% | 38 | 46% | 0.61 | 83 | 34% | 3.61 | 71 | 95.8% | 194,700 | 2.9% | 187,000 | -16.3% | 198,291 | -8.7% | 277.7 |
| May-13 | 5 | -71% | 39 | 22% | 0.13 | 105 | 54% | 21.00 | 70 | 94.8% | 194,000 | -0.2% | 121,200 | -42.8% | 122,020 | -39.0% | 276.7 |
| Jun-13 | 12 | -37% | 32 | -18% | 0.38 | 114 | 52% | 9.50 | 47 | 96.7% | 193,600 | -0.2% | 177,450 | -1.4% | 207,408 | 13.7% | 276.2 |
| Jul-13 | 26 | 86% | 33 | -20% | 0.79 | 103 | 13% | 3.96 | 76 | 95.1% | 195,300 | -7.4% | 203,500 | 7.8% | 190,958 | -0.5% | 278.6 |
| Aug-13 | 18 | 6% | 26 | -16% | 0.69 | 91 | 0% | 5.06 | 61 | 97.3% | 195,400 | -3.0% | 200,500 | -6.7% | 217,400 | 1.0% | 278.7 |
| Sep-13 | 22 | 100% | 38 | 27% | 0.58 | 89 | -1% | 4.05 | 65 | 95.1% | 199,600 | 0.5% | 167,500 | -6.9% | 175,359 | -0.9% | 284.7 |
| Oct-13 | 12 | -25% | 33 | -6% | 0.36 | 100 | 15% | 8.33 | 58 | 96.3% | 196,100 | 2.9% | 200,000 | 20.8% | 213,283 | 25.8% | 279.7 |
| Nov-13 | 16 | 78% | 16 | -11% | 1.00 | 84 | 2% | 5.25 | 74 | 96.7% | 194,800 | 4.6% | 173,500 | -21.1% | 206,738 | -4.8% | 277.9 |
| Dec-13 | 7 | -13% | 14 | 17% | 0.50 | 76 | 9% | 10.86 | 68 | 95.9% | 197,900 | 4.5% | 155,000 | 3.3% | 184,343 | 22.1% | 282.3 |
| 2013 | 172 | 5% | 332 | 2% | 0.52 | 90 | 21% | 6.24 | 69 | 95.7% | 197,000 | 1.8% | 187,500 | -1.3% | 202,053 | 4.2% | 281.0 |
| Jan-14 | 7 | -42% | 26 | -4% | 0.27 | 80 | 11% | 11.43 | 75 | 94.1% | 192,300 | -5.0% | 185,000 | -5.1% | 191,143 | -2.1% | 274.3 |
| Feb-14 | 14 | 133% | 23 | 53% | 0.61 | 81 | 4% | 5.79 | 71 | 95.7% | 190,500 | -3.1% | 179,867 | 9.3% | 176,295 | -11.2% | 271.8 |
| Mar-14 | 15 | 15% | 28 | 33% | 0.54 | 83 | 5% | 5.53 | 83 | 95.8% | 189,100 | -7.2% | 144,900 | -29.3% | 181,327 | -35.7% | 269.8 |
| Apr-14 | 24 | 4% | 40 | 5% | 0.60 | 90 | 8% | 3.75 | 60 | 96.1% | 193,000 | -0.9% | 196,700 | 5.2% | 198,558 | 0.1% | 275.3 |
| May-14 | 23 | 360% | 36 | -8% | 0.64 | 97 | -8% | 4.22 | 63 | 95.7% | 196,100 | 1.1% | 205,900 | 69.9% | 201,300 | 65.0% | 279.7 |
| Jun-14 | 16 | 33% | 27 | -16% | 0.59 | 97 | -15% | 6.06 | 75 | 95.2% | 199,400 | 3.0% | 140,000 | -21.1% | 154,875 | -25.3% | 284.5 |
| Jul-14 | 14 | -46% | 31 | -6% | 0.45 | 99 | -4% | 7.07 | 93 | 95.0% | 204,500 | 4.7% | 193,750 | -4.8% | 242,179 | 26.8% | 291.7 |
| Aug-14 | 16 | -11% | 42 | 62% | 0.38 | 111 | 22% | 6.94 | 67 | 96.3% | 197,500 | 1.1% | 185,000 | -7.7% | 188,203 | -13.4% | 281.7 |
| Sep-14 | 30 | 36% | 23 | -39% | 1.30 | 81 | -9% | 2.70 | 62 | 95.8% | 198,900 | -0.4% | 171,450 | 2.4% | 193,010 | 10.1% | 283.7 |
| Oct-14 | 19 | 58% | 15 | -55% | 1.27 | 65 | -35% | 3.42 | 74 | 96.0% | 199,400 | 1.7% | 195,000 | -2.5% | 198,968 | -6.7% | 284.5 |
| Nov-14 | 13 | -19% | 16 | 0% | 0.81 | 55 | -35% | 4.23 | 83 | 93.8% | 196,100 | 0.7% | 145,000 | -16.4% | 200,800 | -2.9% | 279.7 |
| Dec-14 | 14 | 100% | 10 | -29% | 1.40 | 43 | -43% | 3.07 | 48 | 95.3% | 196,300 | -0.8% | 182,500 | 17.7% | 180,379 | -2.2% | 280.0 |
| 2014 | 205 | 19% | 317 | -5% | 0.65 | 82 | -9% | 4.79 | 69 | 95.6% | 196,092 | -0.5% | 182,450 | -2.7% | 192,719 | -4.6% | 279.7 |
| Jan-15 | 3 | -57% | 15 | -42% | 0.20 | 49 | -39% | 16.33 | 71 | 93.2% | 192,200 | -0.1% | 90,000 | -51.4% | 79,833 | -58.2% | 274.2 |
| Feb-15 | 4 | -71% | 8 | -65% | 0.50 | 50 | -38% | 12.50 | 42 | 97.1% | 211,500 | 11.0% | 218,000 | 21.2% | 212,125 | 20.3% | 301.7 |
| Mar-15 | 10 | -33% | 28 | 0% | 0.36 | 62 | -25% | 6.20 | 54 | 97.0% | 217,300 | 14.9% | 198,500 | 37.0% | 199,000 | 9.7% | 310.0 |
| Apr-15 | 10 | -58% | 29 | -28% | 0.34 | 77 | -14% | 7.70 | 47 | 95.5% | 218,700 | 13.3% | 232,500 | 18.2% | 234,600 | 18.2% | 312.0 |
| May-15 | 24 | 4% | 37 | 3% | 0.65 | 80 | -18% | 3.33 | 49 | 97.1% | 206,700 | 5.4% | 213,500 | 3.7% | 228,033 | 13.3% | 294.9 |
| Jun-15 | 32 | 100% | 36 | 33% | 0.89 | 74 | -24% | 2.31 | 41 | 96.3% | 203,000 | 1.8% | 210,000 | 50.0% | 229,845 | 48.4% | 289.6 |
| Jul-15 | 14 | 0% | 31 | 0% | 0.45 | 81 | -18% | 5.79 | 48 | 96.0% | 205,400 | 0.4% | 154,250 | -20.4% | 168,286 | -30.5% | 293.0 |
| Aug-15 | 15 | -6% | 36 | -14% | 0.42 | 89 | -20% | 5.93 | 53 | 96.3% | 203,700 | 3.1% | 186,000 | 0.5% | 211,467 | 12.4% | 290.6 |
| Sep-15 | 17 | -43% | 37 | 61% | 0.46 | 94 | 16% | 5.53 | 39 | 97.0% | 212,400 | 6.8% | 226,500 | 32.1% | 244,935 | 26.9% | 303.0 |
| Oct-15 | 17 | -11% | 23 | 53% | 0.74 | 83 | 28% | 4.88 | 47 | 96.1% | 204,100 | 2.4% | 172,500 | -11.5% | 185,582 | -6.7% | 291.2 |
| Nov-15 | 16 | 23% | 28 | 75% | 0.57 | 77 | 40% | 4.81 | 55 | 96.0% | 204,200 | 4.1% | 176,750 | 21.9% | 201,250 | 0.2% | 291.3 |
| Dec-15 | 9 | -36% | 9 | -10% | 1.00 | 64 | 49% | 7.11 | 59 | 96.8% | 197,900 | 0.8% | 195,000 | 6.8% | 171,222 | -5.1% | 282.3 |
| 2015 | 171 | -17% | 317 | 0% | 0.54 | 73 | -10% | 5.15 | 48 | 96.4% | 206,425 | 5.3% | 195,000 | 6.9% | 209,706 | 8.8% | 294.5 |
| Jan-16 | 7 | 133% | 14 | -7% | 0.50 | 62 | 27% | 8.86 | 74 | 92.5% | 206,100 | 7.2% | 137,000 | 52.2% | 128,429 | 60.9% | 294.0 |
| Feb-16 | 5 | 25% | 28 | 250% | 0.18 | 72 | 44% | 14.40 | 71 | 94.5% | 194,800 | -7.9% | 156,000 | -28.4% | 185,200 | -12.7% | 277.9 |
| Mar-16 | 14 | 40% | 29 | 4% | 0.48 | 76 | 23% | 5.43 | 63 | 94.9% | 197,300 | -9.2% | 183,500 | -7.6% | 198,607 | -0.2% | 281.5 |
| Apr-16 | 24 | 140% | 47 | 62% | 0.51 | 93 | 21% | 3.88 | 57 | 94.3% | 193,800 | -11.4% | 185,000 | -20.4% | 215,625 | -8.1% | 276.5 |
| May-16 | 21 | -13% | 43 | 16% | 0.49 | 102 | 28% | 4.86 | 59 | 96.6% | 200,500 | -3.0% | 165,000 | -22.7% | 193,471 | -15.2% | 286.0 |
| Jun-16 | 16 | -50% | 35 | -3% | 0.46 | 105 | 42% | 6.56 | 63 | 94.1% | 206,400 | 1.7% | 215,000 | 2.4% | 227,588 | -1.0% | 294.4 |
| Jul-16 | 15 | 7% | 31 | 0% | 0.48 | 109 | 35% | 7.27 | 53 | 95.7% | 212,100 | 3.3% | 197,000 | 27.7% | 198,933 | 18.2% | 302.6 |
| Aug-16 | 27 | 80% | 40 | 11% | 0.68 | 107 | 20% | 3.96 | 57 | 94.7% | 200,800 | -1.4% | 190,000 | 2.2% | 182,344 | -13.8% | 286.4 |
| Sep-16 | 20 | 18% | 27 | -27% | 0.74 | 93 | -1% | 4.65 | 68 | 96.3% | 195,100 | -8.1% | 180,000 | -20.5% | 211,915 | -13.5% | 278.3 |
| Oct-16 | 7 | -59% | 24 | 4% | 0.29 | 85 | 2% | 12.14 | 40 | 95.7% | 193,000 | -5.4% | 168,000 | -2.6% | 179,714 | -3.2% | 275.3 |
| Nov-16 | 11 | -31% | 16 | -43% | 0.69 | 71 | -8% | 6.45 | 81 | 94.6% | 203,600 | -0.3% | 229,000 | 29.6% | 226,909 | 12.7% | 290.4 |
| Dec-16 | 3 | -67% | 13 | 44% | 0.23 | 63 | -2% | 21.00 | 48 | 96.1% | 207,700 | 5.0% | 250,000 | 28.2% | 205,000 | 19.7% | 296.3 |
| 2016 | 170 | -1% | 347 | 9% | 0.49 | 87 | 18% | 6.11 | 61 | 95.1% | 200,933 | -2.7% | 185,000 | -5.1% | 199,996 | -4.6% | 286.6 |
| Jan-17 | 3 | -57% | 17 | 21% | 0.18 | 65 | 5% | 21.67 | 92 | 93.8% | 197,100 | -4.4% | 161,000 | 17.5% | 159,333 | 24.1% | 281.2 |
| Feb-17 | 4 | -20% | 20 | -29% | 0.20 | 72 | 0% | 18.00 | 98 | 94.2% | 184,100 | -5.5% | 214,500 | 37.5% | 215,250 | 16.2% | 262.6 |
| Mar-17 | 14 | 0% | 39 | 34% | 0.36 | 87 | 14% | 6.21 | 70 | 96.5% | 200,300 | 1.5% | 229,250 | 24.9% | 216,807 | 9.2% | 285.7 |
| Apr-17 | 14 | -42% | 41 | -13% | 0.34 | 104 | 12% | 7.43 | 65 | 96.2% | 209,300 | 8.0% | 225,000 | 21.6% | 225,457 | 4.6% | 298.6 |
| May-17 | 22 | 5% | 41 | -5% | 0.54 | 110 | 8% | 5.00 | 39 | 96.7% | 217,500 | 8.5% | 250,000 | 51.5% | 245,173 | 26.7% | 310.3 |
| Jun-17 | 14 | -13% | 33 | -6% | 0.42 | 118 | 12% | 8.43 | 61 | 95.8% | 215,600 | 4.5% | 175,000 | -18.6% | 186,350 | -18.1% | 307.6 |
| Jul-17 | 20 | 33% | 29 | -6% | 0.69 | 108 | -1% | 5.40 | 47 | 95.4% | 217,500 | 2.5% | 222,000 | 12.7% | 215,800 | 8.5% | 310.3 |
| Aug-17 | 17 | -37% | 33 | -18% | 0.52 | 105 | -2% | 6.18 | 69 | 94.5% | 199,300 | -0.7% | 189,000 | -0.5% | 200,680 | 10.1% | 284.3 |
| Sep-17 | 17 | -15% | 26 | -4% | 0.65 | 96 | 3% | 5.65 | 46 | 93.2% | 200,500 | 2.8% | 173,500 | -3.6% | 182,191 | -14.0% | 286.0 |
| Oct-17 | 8 | 14% | 19 | -21% | 0.42 | 89 | 5% | 11.13 | 44 | 96.5% | 196,100 | 1.6% | 128,000 | -23.8% | 164,313 | -8.6% | 279.7 |
| Nov-17 | 7 | -36% | 22 | 38% | 0.32 | 87 | 23% | 12.43 | 70 | 94.4% | 195,700 | -3.9% | 170,000 | -25.8% | 209,266 | -7.8% | 279.2 |
| Dec-17 | 9 | 200% | 13 | 0% | 0.69 | 76 | 21% | 8.44 | 75 | 96.1% | 184,200 | -11.3% | 220,000 | -12.0% | 211,267 | 3.1% | 262.8 |
| 2017 | 149 | -12% | 333 | -4% | 0.45 | 93 | 8% | 7.50 | 58 | 95.5% | 201,433 | 0.2% | 200,000 | 8.1% | 208,316 | 4.2% | 287.4 |
| Jan-18 | 7 | 133% | 22 | 29% | 0.32 | 76 | 17% | 10.86 | 56 | 96.0% | 194,700 | -1.2% | 163,000 | 1.2% | 202,500 | 27.1% | 277.7 |
| Feb-18 | 8 | 100% | 24 | 20% | 0.33 | 79 | 10% | 9.88 | 43 | 95.3% | 205,600 | 11.7% | 179,100 | -16.5% | 215,463 | 0.1% | 293.3 |
| Mar-18 | 11 | -21% | 46 | 18% | 0.24 | 101 | 16% | 9.18 | 47 | 92.4% | 215,900 | 7.8% | 215,000 | -6.2% | 213,955 | -1.3% | 308.0 |
| Apr-18 | 8 | -43% | 35 | -15% | 0.23 | 117 | 13% | 14.63 | 58 | 95.1% | 213,800 | 2.2% | 171,500 | -23.8% | 189,538 | -15.9% | 305.0 |
| May-18 | 16 | -27% | 42 | 2% | 0.38 | 130 | 18% | 8.13 | 85 | 94.8% | 201,400 | -7.4% | 205,000 | -18.0% | 202,609 | -17.4% | 287.3 |
| Jun-18 | 18 | 29% | 36 | 9% | 0.50 | 133 | 13% | 7.39 | 46 | 96.5% | 204,500 | -5.1% | 230,450 | 31.7% | 225,128 | 20.8% | 291.7 |
| Jul-18 | 16 | -20% | 28 | -3% | 0.57 | 139 | 29% | 8.69 | 71 | 95.5% | 213,400 | -1.9% | 276,500 | 24.5% | 272,403 | 26.2% | 304.4 |
| Aug-18 | 9 | -47% | 21 | -36% | 0.43 | 131 | 25% | 14.56 | 77 | 97.2% | 209,600 | 5.2% | 290,000 | 53.4% | 255,556 | 27.3% | |

