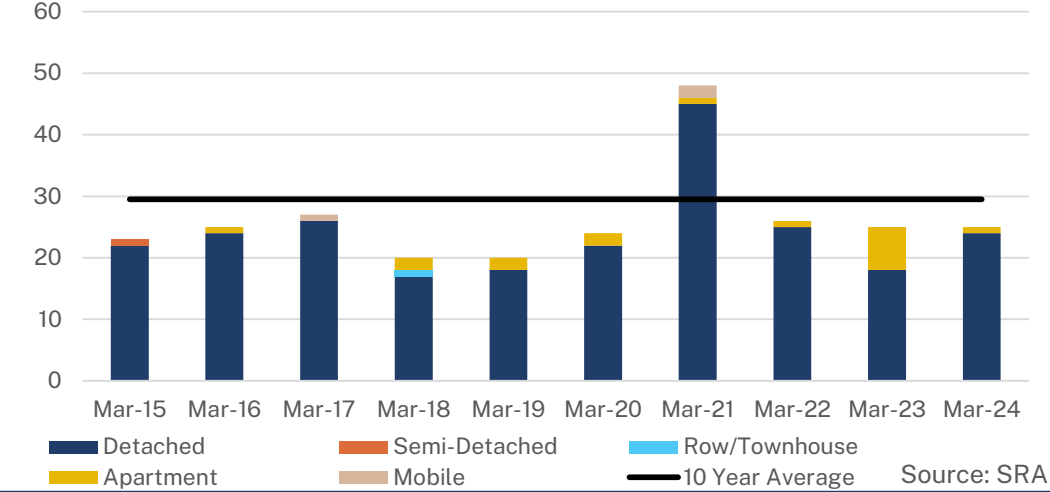





# CENSUS DIVISION 14 - MARCH 2024


## Monthly Sales Comparison

**SALES**  
**33**

↑ 17.9% Y/Y | ↑ 33.9% YTD

VS. 10-YEAR AVERAGE  
↑ 11.9% | ↑ 15.4% YTD



**NEW LISTINGS**  
**43**

↓ 18.9% Y/Y | ↓ 15.5% YTD

VS. 10-YEAR AVERAGE  
↓ 29.6% | ↓ 37.0% YTD

## TOTAL RESIDENTIAL AVERAGE PRICE

**\$ 128,512**



**34.8%** Y/Y



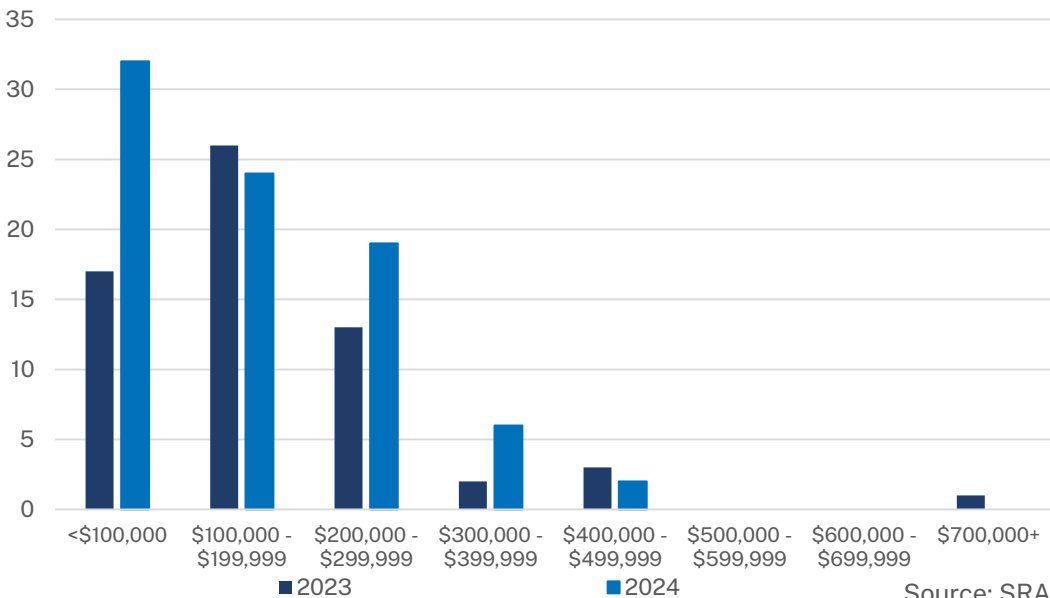

**INVENTORY**  
**178**

↓ 32.1% Y/Y | Monthly trend\*

VS. 10-YEAR AVERAGE  
↓ 49.6% | ↓ 47.0% YTD

## Residential Sales by Price Range

YTD-MAR




**MONTHS OF SUPPLY**  
**5.39**

↓ 42.4% Y/Y | Monthly trend\*

VS. 10-YEAR AVERAGE  
↓ 59.2% | ↓ 57.7% YTD



# CENSUS DIVISION 14 - MARCH 2024

## March 2024

|                          | Sales     |            | New Listings |             | Inventory  |             | Months of Supply |             | DOM        | Avg Price        |             |
|--------------------------|-----------|------------|--------------|-------------|------------|-------------|------------------|-------------|------------|------------------|-------------|
|                          | Actual    | Y/Y%       | Actual       | Y/Y%        | Actual     | Y/Y%        | Actual           | Y/Y%        | Actual     | Actual           | Y/Y%        |
| Detached                 | 24        | 33%        | 28           | -30%        | 120        | -32%        | 5.00             | -49%        | 113        | \$137,788        | -17%        |
| Semi-Detached            | 0         | -          | 0            | -           | 1          | -           | -                | -           | -          | -                | -           |
| Row/Townhouse            | 0         | -          | 0            | -           | 1          | -           | -                | -           | -          | -                | -           |
| Apartment                | 1         | -86%       | 0            | -100%       | 8          | -43%        | 8.00             | 300%        | 154        | \$50,000         | -61%        |
| Acreage                  | 3         | 0%         | 8            | -27%        | 39         | -34%        | 13.00            | -34%        | 134        | \$226,667        | -59%        |
| Mobile                   | 0         | -          | 0            | -           | 6          | -25%        | -                | -           | -          | -                | -           |
| Mutli-Family             | 5         | -          | 7            | -           | 3          | -25%        | 0.60             | -           | 15         | \$40,800         | -           |
| <b>Total Residential</b> | <b>33</b> | <b>18%</b> | <b>43</b>    | <b>-19%</b> | <b>178</b> | <b>-32%</b> | <b>5.39</b>      | <b>-42%</b> | <b>101</b> | <b>\$128,512</b> | <b>-35%</b> |

## 10-Year Averages

|                   | Sales |       | New Listings |       | Inventory |       | Months of Supply |       | DOM | Avg Price |       |
|-------------------|-------|-------|--------------|-------|-----------|-------|------------------|-------|-----|-----------|-------|
|                   | Avg   | %Diff | Avg          | %Diff | Avg       | %Diff | Avg              | %Diff | Avg | Avg       | %Diff |
| Total Residential | 30    | 12%   | 61           | -30%  | 353       | -50%  | 13.21            | -59%  | 119 | \$169,785 | -24%  |

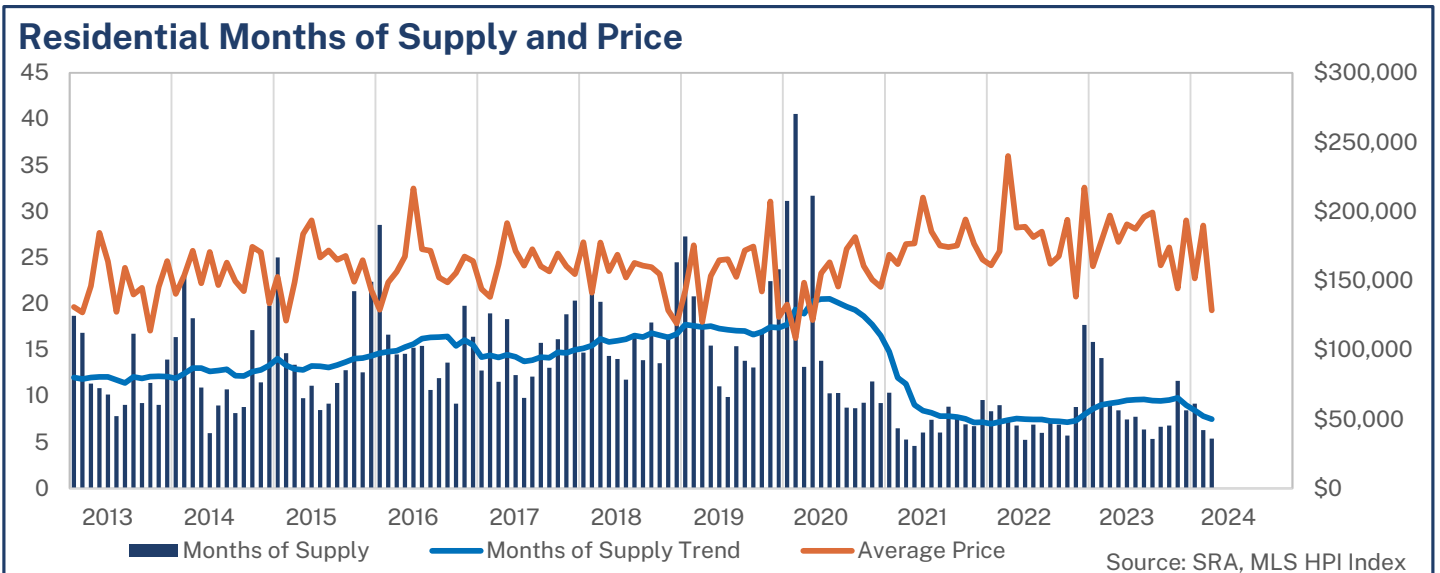
## Year-to-Date

### March 2024

|                          | Sales     |            | New Listings |             | Inventory  |             | Months of Supply |             | DOM        | Avg Price        |             |
|--------------------------|-----------|------------|--------------|-------------|------------|-------------|------------------|-------------|------------|------------------|-------------|
|                          | Actual    | Y/Y%       | Actual       | Y/Y%        | Actual     | Y/Y%        | Actual           | Y/Y%        | Actual     | Actual           | Y/Y%        |
| Detached                 | 61        | 36%        | 63           | -24%        | 128        | -26%        | 6.28             | -46%        | 102        | \$165,580        | -1%         |
| Semi-Detached            | 0         | -100%      | 1            | -           | 1          | -           | -                | -           | -          | -                | -           |
| Row/Townhouse            | 0         | -          | 0            | -           | 1          | -           | -                | -           | -          | -                | -           |
| Apartment                | 7         | -30%       | 3            | -75%        | 11         | -34%        | 4.71             | -6%         | 106        | \$106,000        | -9%         |
| Acreage                  | 8         | 33%        | 20           | 11%         | 37         | -32%        | 13.88            | -49%        | 172        | \$225,875        | -44%        |
| Mobile                   | 2         | -          | 4            | 33%         | 5          | -30%        | 8.00             | -           | 105        | \$37,500         | -           |
| Mutli-Family             | 5         | -          | 7            | -           | 2          | -58%        | 1.00             | -           | 15         | \$40,800         | -           |
| <b>Total Residential</b> | <b>83</b> | <b>34%</b> | <b>98</b>    | <b>-16%</b> | <b>185</b> | <b>-28%</b> | <b>6.67</b>      | <b>-46%</b> | <b>104</b> | <b>\$155,763</b> | <b>-14%</b> |

## 10-Year Averages

|                   | Sales |       | New Listings |       | Inventory |       | Months of Supply |       | DOM | Avg Price |       |
|-------------------|-------|-------|--------------|-------|-----------|-------|------------------|-------|-----|-----------|-------|
|                   | Avg   | %Diff | Avg          | %Diff | Avg       | %Diff | Avg              | %Diff | Avg | Avg       | %Diff |
| Total Residential | 72    | 15%   | 156          | -37%  | 348       | -47%  | 15.80            | -58%  | 116 | \$158,642 | -2%   |



| CENSUS DIVISION 14 |            |             |              |            |             |            |             |                  |            |              |                |              |                |              |
|--------------------|------------|-------------|--------------|------------|-------------|------------|-------------|------------------|------------|--------------|----------------|--------------|----------------|--------------|
|                    | Sales      | Y/Y%        | New Listings | Y/Y%       | S/NL Ratio  | Inventory  | Y/Y%        | Months of Supply | DOM        | SP/LP        | Median Price   | Y/Y%         | Average Price  | Y/Y%         |
| Jan-13             | 17         | 0%          | 29           | -41%       | 0.59        | 318        | -21%        | 18.71            | 112        | 91.7%        | 123,500        | -14.8%       | 130,997        | -7.2%        |
| Feb-13             | 19         | -14%        | 55           | -19%       | 0.35        | 320        | -23%        | 16.84            | 121        | 95.0%        | 130,000        | -6.0%        | 126,989        | -8.6%        |
| Mar-13             | 28         | -33%        | 50           | 6%         | 0.56        | 318        | -19%        | 11.36            | 132        | 93.7%        | 134,000        | 45.3%        | 146,201        | 36.7%        |
| Apr-13             | 31         | -24%        | 87           | -15%       | 0.36        | 337        | -19%        | 10.87            | 99         | 93.4%        | 181,000        | 0.6%         | 184,500        | 1.5%         |
| May-13             | 39         | -7%         | 132          | 35%        | 0.30        | 396        | -9%         | 10.15            | 96         | 93.6%        | 147,000        | 1.4%         | 163,788        | 14.4%        |
| Jun-13             | 48         | 26%         | 64           | -14%       | 0.75        | 375        | -15%        | 7.81             | 84         | 94.3%        | 125,000        | 7.8%         | 127,507        | 2.2%         |
| Jul-13             | 42         | 27%         | 71           | -10%       | 0.59        | 380        | -11%        | 9.05             | 58         | 94.1%        | 164,500        | 41.8%        | 159,238        | 29.2%        |
| Aug-13             | 23         | -50%        | 74           | 4%         | 0.31        | 385        | -5%         | 16.74            | 82         | 94.2%        | 142,000        | 31.5%        | 140,039        | 18.8%        |
| Sep-13             | 39         | 5%          | 57           | -30%       | 0.68        | 360        | -13%        | 9.23             | 112        | 92.8%        | 155,000        | -3.1%        | 144,781        | -12.5%       |
| Oct-13             | 30         | -29%        | 66           | -1%        | 0.45        | 342        | -10%        | 11.40            | 95         | 93.9%        | 112,875        | -25.5%       | 113,915        | -32.8%       |
| Nov-13             | 34         | -15%        | 30           | -19%       | 1.13        | 307        | -13%        | 9.03             | 80         | 94.1%        | 149,800        | 26.5%        | 145,475        | 11.4%        |
| Dec-13             | 21         | -9%         | 33           | 27%        | 0.64        | 293        | -11%        | 13.95            | 110        | 92.4%        | 135,000        | 8.4%         | 164,114        | 27.4%        |
| <b>2013</b>        | <b>371</b> | <b>-12%</b> | <b>748</b>   | <b>-7%</b> | <b>0.50</b> | <b>344</b> | <b>-14%</b> | <b>11.13</b>     | <b>95</b>  | <b>93.6%</b> | <b>142,000</b> | <b>5.2%</b>  | <b>146,432</b> | <b>4.9%</b>  |
| Jan-14             | 21         | 24%         | 84           | 190%       | 0.25        | 344        | 8%          | 16.38            | 96         | 90.1%        | 145,000        | 17.4%        | 140,405        | 7.2%         |
| Feb-14             | 15         | -21%        | 50           | -9%        | 0.30        | 348        | 9%          | 23.20            | 102        | 93.3%        | 117,500        | -9.6%        | 153,683        | 21.0%        |
| Mar-14             | 21         | -25%        | 81           | 62%        | 0.26        | 387        | 22%         | 18.43            | 87         | 92.5%        | 170,000        | 26.9%        | 171,631        | 17.4%        |
| Apr-14             | 35         | 13%         | 59           | -32%       | 0.59        | 382        | 13%         | 10.91            | 97         | 94.0%        | 142,000        | -21.5%       | 148,191        | -19.7%       |
| May-14             | 62         | 59%         | 110          | -17%       | 0.56        | 372        | -6%         | 6.00             | 99         | 93.9%        | 162,750        | 10.7%        | 170,779        | 4.3%         |
| Jun-14             | 44         | -8%         | 97           | 52%        | 0.45        | 395        | 5%          | 8.98             | 89         | 92.0%        | 116,500        | -6.8%        | 146,702        | 15.1%        |
| Jul-14             | 38         | -10%        | 79           | 11%        | 0.48        | 407        | 7%          | 10.71            | 74         | 94.1%        | 130,250        | -20.8%       | 163,028        | 2.4%         |
| Aug-14             | 47         | 104%        | 57           | -23%       | 0.82        | 384        | 0%          | 8.17             | 95         | 93.5%        | 133,000        | -6.3%        | 149,705        | 6.9%         |
| Sep-14             | 43         | 10%         | 74           | 30%        | 0.58        | 379        | 5%          | 8.81             | 78         | 93.3%        | 133,000        | -14.2%       | 142,316        | -1.7%        |
| Oct-14             | 21         | -30%        | 52           | -21%       | 0.40        | 360        | 5%          | 17.14            | 102        | 95.4%        | 140,000        | 24.0%        | 174,500        | 53.2%        |
| Nov-14             | 30         | -12%        | 44           | 47%        | 0.68        | 344        | 12%         | 11.47            | 111        | 94.2%        | 161,000        | 7.5%         | 170,482        | 17.2%        |
| Dec-14             | 17         | -19%        | 37           | 12%        | 0.46        | 337        | 15%         | 19.82            | 136        | 93.8%        | 109,000        | -19.3%       | 133,662        | -18.6%       |
| <b>2014</b>        | <b>394</b> | <b>6%</b>   | <b>824</b>   | <b>10%</b> | <b>0.48</b> | <b>370</b> | <b>7%</b>   | <b>11.27</b>     | <b>95</b>  | <b>93.4%</b> | <b>142,000</b> | <b>0.0%</b>  | <b>156,066</b> | <b>6.6%</b>  |
| Jan-15             | 13         | -38%        | 43           | -49%       | 0.30        | 325        | -6%         | 25.00            | 113        | 95.0%        | 135,000        | -6.9%        | 152,623        | 8.7%         |
| Feb-15             | 22         | 47%         | 38           | -24%       | 0.58        | 322        | -7%         | 14.64            | 147        | 92.0%        | 139,000        | 18.3%        | 121,105        | -21.2%       |
| Mar-15             | 24         | 14%         | 51           | -37%       | 0.47        | 321        | -17%        | 13.38            | 126        | 93.2%        | 143,500        | -15.6%       | 148,735        | -13.3%       |
| Apr-15             | 36         | 3%          | 89           | 51%        | 0.40        | 352        | -8%         | 9.78             | 100        | 92.7%        | 151,750        | 6.9%         | 183,549        | 23.9%        |
| May-15             | 34         | -45%        | 101          | -8%        | 0.34        | 378        | 2%          | 11.12            | 86         | 93.4%        | 189,001        | 16.1%        | 193,435        | 13.3%        |
| Jun-15             | 45         | 2%          | 79           | -19%       | 0.57        | 382        | -3%         | 8.49             | 98         | 94.1%        | 170,000        | 45.9%        | 166,818        | 13.7%        |
| Jul-15             | 42         | 11%         | 84           | 6%         | 0.50        | 385        | -5%         | 9.17             | 67         | 95.2%        | 182,000        | 39.7%        | 171,778        | 5.4%         |
| Aug-15             | 34         | -28%        | 72           | 26%        | 0.47        | 388        | 1%          | 11.41            | 93         | 95.0%        | 162,500        | 22.2%        | 164,971        | 10.2%        |
| Sep-15             | 30         | -30%        | 67           | -9%        | 0.45        | 384        | 1%          | 12.80            | 88         | 93.9%        | 163,750        | 23.1%        | 167,940        | 18.0%        |
| Oct-15             | 17         | -19%        | 44           | -15%       | 0.39        | 363        | 1%          | 21.35            | 84         | 93.5%        | 155,000        | 10.7%        | 149,276        | -14.5%       |
| Nov-15             | 30         | 0%          | 70           | 59%        | 0.43        | 377        | 10%         | 12.57            | 122        | 92.1%        | 145,000        | -9.9%        | 164,805        | -3.3%        |
| Dec-15             | 16         | -6%         | 22           | -41%       | 0.73        | 358        | 6%          | 22.38            | 127        | 93.5%        | 158,500        | 45.4%        | 143,294        | 7.2%         |
| <b>2015</b>        | <b>343</b> | <b>-13%</b> | <b>760</b>   | <b>-8%</b> | <b>0.45</b> | <b>361</b> | <b>-2%</b>  | <b>12.64</b>     | <b>100</b> | <b>93.7%</b> | <b>159,500</b> | <b>12.3%</b> | <b>164,857</b> | <b>5.6%</b>  |
| Jan-16             | 13         | 0%          | 46           | 7%         | 0.28        | 371        | 14%         | 28.54            | 92         | 89.6%        | 127,500        | -5.6%        | 128,962        | -15.5%       |
| Feb-16             | 23         | 5%          | 53           | 39%        | 0.43        | 383        | 19%         | 16.65            | 78         | 90.9%        | 134,900        | -2.9%        | 148,670        | 22.8%        |
| Mar-16             | 27         | 13%         | 70           | 37%        | 0.39        | 392        | 22%         | 14.52            | 138        | 94.1%        | 130,000        | -9.4%        | 156,333        | 5.1%         |
| Apr-16             | 28         | -22%        | 85           | -4%        | 0.33        | 408        | 16%         | 14.57            | 112        | 92.2%        | 193,500        | 27.5%        | 167,393        | -8.8%        |
| May-16             | 29         | -15%        | 102          | 1%         | 0.28        | 442        | 17%         | 15.24            | 90         | 94.7%        | 192,250        | 1.7%         | 216,591        | 12.0%        |
| Jun-16             | 30         | -33%        | 89           | 13%        | 0.34        | 463        | 21%         | 15.43            | 123        | 93.7%        | 150,000        | -11.8%       | 172,647        | 3.5%         |
| Jul-16             | 42         | 0%          | 68           | -19%       | 0.62        | 447        | 16%         | 10.64            | 94         | 92.0%        | 160,000        | -12.1%       | 171,654        | -0.1%        |
| Aug-16             | 36         | 6%          | 65           | -10%       | 0.55        | 430        | 11%         | 11.94            | 92         | 91.8%        | 157,500        | -3.1%        | 152,306        | -7.7%        |
| Sep-16             | 30         | 0%          | 64           | -4%        | 0.47        | 409        | 7%          | 13.63            | 80         | 92.5%        | 134,950        | -17.6%       | 148,672        | -11.5%       |
| Oct-16             | 41         | 141%        | 57           | 30%        | 0.72        | 376        | 4%          | 9.17             | 86         | 92.5%        | 159,000        | 2.6%         | 155,577        | 4.2%         |
| Nov-16             | 19         | -37%        | 63           | -10%       | 0.30        | 376        | 0%          | 19.79            | 118        | 92.9%        | 166,000        | 14.5%        | 167,342        | 1.5%         |
| Dec-16             | 22         | 38%         | 33           | 50%        | 0.67        | 361        | 1%          | 16.41            | 121        | 92.8%        | 163,125        | 2.9%         | 164,165        | 14.6%        |
| <b>2016</b>        | <b>340</b> | <b>-1%</b>  | <b>795</b>   | <b>5%</b>  | <b>0.43</b> | <b>405</b> | <b>12%</b>  | <b>14.29</b>     | <b>101</b> | <b>92.7%</b> | <b>160,000</b> | <b>0.3%</b>  | <b>164,079</b> | <b>-0.5%</b> |
| Jan-17             | 28         | 115%        | 51           | 11%        | 0.55        | 357        | -4%         | 12.75            | 109        | 90.4%        | 128,750        | 1.0%         | 143,955        | 11.6%        |
| Feb-17             | 19         | -17%        | 45           | -15%       | 0.42        | 360        | -6%         | 18.95            | 116        | 93.2%        | 139,000        | 3.0%         | 138,211        | -7.0%        |
| Mar-17             | 32         | 19%         | 72           | 3%         | 0.44        | 369        | -6%         | 11.53            | 105        | 92.9%        | 144,250        | 11.0%        | 161,611        | 3.4%         |
| Apr-17             | 22         | -21%        | 87           | 2%         | 0.25        | 403        | -1%         | 18.32            | 121        | 93.3%        | 170,500        | -11.9%       | 191,432        | 14.4%        |
| May-17             | 35         | 21%         | 97           | -5%        | 0.36        | 429        | -3%         | 12.26            | 68         | 95.1%        | 160,000        | -16.8%       | 171,391        | -20.9%       |
| Jun-17             | 44         | 47%         | 85           | -4%        | 0.52        | 431        | -7%         | 9.80             | 90         | 94.8%        | 161,500        | 7.7%         | 160,822        | -6.8%        |
| Jul-17             | 36         | -14%        | 71           | 4%         | 0.51        | 436        | -2%         | 12.11            | 122        | 93.6%        | 143,750        | -10.2%       | 172,683        | 0.6%         |
| Aug-17             | 28         | -22%        | 62           | -5%        | 0.45        | 441        | 3%          | 15.75            | 75         | 94.2%        | 146,500        | -7.0%        | 160,300        | 5.2%         |
| Sep-17             | 32         | 7%          | 60           | -6%        | 0.53        | 418        | 2%          | 13.06            | 138        | 92.5%        | 155,000        | 14.9%        | 156,566        | 5.3%         |
| Oct-17             | 26         | -37%        | 72           | 26%        | 0.36        | 420        | 12%         | 16.15            | 103        | 92.7%        | 96,250         | -39.5%       | 169,535        | 9.0%         |
| Nov-17             | 22         | 16%         | 54           | -14%       | 0.41        | 415        | 10%         | 18.86            | 128        | 92.8%        | 163,500        | -1.5%        | 160,414        | -4.1%        |
| Dec-17             | 20         | -9%         | 40           | 21%        | 0.50        | 407        | 13%         | 20.35            | 93         | 92.2%        | 133,000        | -18.5%       | 154,695        | -5.8%        |
| <b>2017</b>        | <b>344</b> | <b>1%</b>   | <b>796</b>   | <b>0%</b>  | <b>0.43</b> | <b>407</b> | <b>1%</b>   | <b>14.20</b>     | <b>104</b> | <b>93.3%</b> | <b>150,000</b> | <b>-6.3%</b> | <b>162,386</b> | <b>-1.0%</b> |
| Jan-18             | 27         | -4%         | 49           | -4%        | 0.55        | 397        | 11%         | 14.70            | 114        | 92.5%        | 134,000        | 4.1%         | 177,822        | 23.5%        |
| Feb-18             | 18         | -5%         | 48           | 7%         | 0.38        | 409        | 14%         | 22.72            | 130        | 93.1%        | 118,500        | -14.7%       | 141,217        | 2.2%         |
| Mar-18             | 21         | -34%        | 65           | -10%       | 0.32        | 424        | 15%         | 20.19            | 162        | 93.1%        | 152,000        | 5.4%         | 177,529        | 9.8%         |
| Apr-18             | 31         | 41%         | 86           | -1%        | 0.36        | 445        | 10%         | 14.35            | 112        | 94.6%        | 163,000        | -4.4%        | 156,973        | -18.0%       |
| May-18             | 33         | -6%         | 89           | -8%        | 0.37        | 462        | 8%          | 14.00            | 111        | 94.1%        | 147,500        | -7.8%        | 168,659        | -1.6%        |
| Jun-18             | 40         | -9%         | 86           | 1%         | 0.47        | 471        | 9%          | 11.78            | 89         | 93.0%        | 140,000        | -13.3%       | 152,318        | -5.3%        |
| Jul-18             | 29         | -19%        | 115          | 62%        | 0.25        | 482        | 11%         | 16.62            | 112        | 92.7%        | 155,000        | 7.8%         | 162,845        | -5.7%        |
| Aug-18             | 34         | 21%         | 60           | -3%        | 0.57        | 472        | 7%          | 13.88            | 93         | 92.8%        | 140,000        | -4.4%        | 160,747        | 0.3%         |
| Sep-18             | 26         | -19%        | 53           | -12%       | 0.49        | 467        | 12%         | 17.96            | 106        | 92.0%        | 145,000        | -6.5%        | 159,658        | 2.0%         |
| Oct-18             | 33         | 27%         | 80           | 11%        | 0.41        | 447        | 6%          | 13.55            | 100        | 93.5%        | 145,000        | 50.6%        | 154,618        | -8.8%        |
| Nov-18             | 26         | 18%         | 43           | -20%       | 0.60        | 421        | 1%          | 16.19            | 94         | 91.0%        | 118,700        | -27.4%       | 128,619        | -19.8%       |
| Dec-18             | 16         | -20%        | 35           | -13%       | 0.46        | 392        | -4%         | 24.50            | 128        | 90.0%        | 115,500        | -13.2%       | 119,031        | -23.1%       |
| <b>2018</b>        | <b>334</b> | <b>-3%</b>  | <b>809</b>   | <b>2%</b>  | <b>0.41</b> | <b>441</b> | <b>8%</b>   | <b>15.84</b>     | <b>109</b> | <b>92.9%</b> | <b>140,000</b> | <b>-6.7%</b> | <b>156,544</b> | <b>-3.6%</b> |

| CENSUS DIVISION 14 |            |             |              |             |             |            |             |                  |            |              |                |               |                |               |
|--------------------|------------|-------------|--------------|-------------|-------------|------------|-------------|------------------|------------|--------------|----------------|---------------|----------------|---------------|
|                    | Sales      | Y/Y%        | New Listings | Y/Y%        | S/NL Ratio  | Inventory  | Y/Y%        | Months of Supply | DOM        | SP/LP        | Median Price   | Y/Y%          | Average Price  | Y/Y%          |
| Jan-19             | 15         | -44%        | 55           | 12%         | 0.27        | 409        | 3%          | 27.27            | 129        | 90.0%        | 129,999        | -3.0%         | 142,527        | -19.8%        |
| Feb-19             | 20         | 11%         | 46           | -4%         | 0.43        | 416        | 2%          | 20.80            | 119        | 94.0%        | 158,450        | 33.7%         | 175,415        | 24.2%         |
| Mar-19             | 23         | 10%         | 62           | -5%         | 0.37        | 432        | 2%          | 18.78            | 102        | 92.9%        | 105,000        | -30.9%        | 120,148        | -32.3%        |
| Apr-19             | 30         | -3%         | 95           | 10%         | 0.32        | 464        | 4%          | 15.47            | 163        | 91.3%        | 135,000        | -17.2%        | 153,310        | -2.3%         |
| May-19             | 43         | 30%         | 100          | 12%         | 0.43        | 476        | 3%          | 11.07            | 114        | 90.4%        | 135,000        | -8.5%         | 164,866        | -2.2%         |
| Jun-19             | 48         | 20%         | 84           | -2%         | 0.57        | 475        | 1%          | 9.90             | 104        | 92.9%        | 154,000        | 10.0%         | 165,527        | 8.7%          |
| Jul-19             | 31         | 7%          | 98           | -15%        | 0.32        | 477        | -1%         | 15.39            | 150        | 91.0%        | 134,500        | -13.2%        | 152,765        | -6.2%         |
| Aug-19             | 36         | 6%          | 76           | 27%         | 0.47        | 498        | 6%          | 13.83            | 94         | 93.0%        | 166,500        | 18.9%         | 171,700        | 6.8%          |
| Sep-19             | 36         | 38%         | 68           | 28%         | 0.53        | 471        | 1%          | 13.08            | 108        | 93.6%        | 167,500        | 15.5%         | 174,618        | 9.4%          |
| Oct-19             | 27         | -18%        | 60           | -25%        | 0.45        | 464        | 4%          | 17.19            | 97         | 91.7%        | 129,000        | -11.0%        | 142,185        | -8.0%         |
| Nov-19             | 20         | -23%        | 37           | -14%        | 0.54        | 449        | 7%          | 22.45            | 97         | 91.1%        | 159,500        | 34.4%         | 207,140        | 61.0%         |
| Dec-19             | 18         | 13%         | 23           | -34%        | 0.78        | 427        | 9%          | 23.72            | 99         | 88.3%        | 87,000         | -24.7%        | 123,806        | 4.0%          |
| <b>2019</b>        | <b>347</b> | <b>4%</b>   | <b>804</b>   | <b>-1%</b>  | <b>0.43</b> | <b>455</b> | <b>3%</b>   | <b>15.73</b>     | <b>114</b> | <b>91.9%</b> | <b>142,000</b> | <b>1.4%</b>   | <b>159,818</b> | <b>2.1%</b>   |
| Jan-20             | 14         | -7%         | 44           | -20%        | 0.32        | 436        | 7%          | 31.14            | 179        | 90.5%        | 125,000        | -3.8%         | 132,671        | -6.9%         |
| Feb-20             | 11         | -45%        | 35           | -24%        | 0.31        | 446        | 7%          | 40.55            | 153        | 92.0%        | 112,500        | -29.0%        | 108,500        | -38.1%        |
| Mar-20             | 32         | 39%         | 34           | -45%        | 0.94        | 421        | -3%         | 13.16            | 152        | 92.4%        | 131,250        | 25.0%         | 148,466        | 23.6%         |
| Apr-20             | 13         | -57%        | 42           | -56%        | 0.31        | 412        | -11%        | 31.69            | 160        | 92.7%        | 102,000        | -24.4%        | 121,615        | -20.7%        |
| May-20             | 29         | -33%        | 75           | -25%        | 0.39        | 401        | -16%        | 13.83            | 157        | 93.5%        | 155,000        | 14.8%         | 155,431        | -5.7%         |
| Jun-20             | 40         | -17%        | 100          | 19%         | 0.40        | 412        | -13%        | 10.30            | 115        | 92.9%        | 174,500        | 13.3%         | 163,338        | -1.3%         |
| Jul-20             | 40         | 29%         | 92           | -6%         | 0.43        | 413        | -13%        | 10.33            | 108        | 94.1%        | 135,125        | 0.5%          | 145,574        | -4.7%         |
| Aug-20             | 46         | 28%         | 77           | 1%          | 0.60        | 402        | -19%        | 8.74             | 111        | 93.9%        | 134,000        | -19.5%        | 172,805        | 0.6%          |
| Sep-20             | 45         | 25%         | 66           | -3%         | 0.68        | 391        | -17%        | 8.69             | 92         | 92.7%        | 164,000        | -2.1%         | 181,420        | 3.9%          |
| Oct-20             | 40         | 48%         | 58           | -3%         | 0.69        | 371        | -20%        | 9.28             | 111        | 91.8%        | 143,500        | 11.2%         | 160,673        | 13.0%         |
| Nov-20             | 30         | 50%         | 47           | 27%         | 0.64        | 347        | -23%        | 11.57            | 110        | 92.2%        | 144,000        | -9.7%         | 150,707        | -27.2%        |
| Dec-20             | 35         | 94%         | 30           | 30%         | 1.17        | 324        | -24%        | 9.26             | 134        | 92.0%        | 128,500        | 47.7%         | 145,437        | 17.5%         |
| <b>2020</b>        | <b>375</b> | <b>8%</b>   | <b>700</b>   | <b>-13%</b> | <b>0.54</b> | <b>398</b> | <b>-12%</b> | <b>12.74</b>     | <b>123</b> | <b>92.8%</b> | <b>140,000</b> | <b>-1.4%</b>  | <b>155,728</b> | <b>-2.6%</b>  |
| Jan-21             | 31         | 121%        | 57           | 30%         | 0.54        | 321        | -26%        | 10.35            | 132        | 94.8%        | 169,900        | 35.9%         | 168,761        | 27.2%         |
| Feb-21             | 47         | 327%        | 55           | 57%         | 0.85        | 306        | -31%        | 6.51             | 118        | 93.7%        | 141,000        | 25.3%         | 161,823        | 49.1%         |
| Mar-21             | 57         | 78%         | 77           | 126%        | 0.74        | 301        | -29%        | 5.28             | 97         | 93.5%        | 160,000        | 21.9%         | 176,468        | 18.9%         |
| Apr-21             | 62         | 377%        | 57           | 36%         | 1.09        | 285        | -31%        | 4.60             | 103        | 94.7%        | 157,000        | 53.9%         | 176,865        | 45.4%         |
| May-21             | 50         | 72%         | 89           | 19%         | 0.56        | 303        | -24%        | 6.06             | 110        | 96.8%        | 189,500        | 22.3%         | 209,986        | 35.1%         |
| Jun-21             | 43         | 8%          | 88           | -12%        | 0.49        | 320        | -22%        | 7.44             | 82         | 94.6%        | 170,000        | -2.6%         | 185,416        | 13.5%         |
| Jul-21             | 51         | 28%         | 67           | -27%        | 0.76        | 308        | -25%        | 6.04             | 76         | 94.5%        | 158,000        | 16.9%         | 175,345        | 20.5%         |
| Aug-21             | 35         | -24%        | 62           | -19%        | 0.56        | 310        | -23%        | 8.86             | 105        | 95.5%        | 148,500        | 10.8%         | 174,226        | 0.8%          |
| Sep-21             | 38         | -16%        | 31           | -53%        | 1.23        | 287        | -27%        | 7.55             | 117        | 95.2%        | 142,500        | -13.1%        | 175,287        | -3.4%         |
| Oct-21             | 39         | -3%         | 49           | -16%        | 0.80        | 270        | -27%        | 6.92             | 84         | 94.3%        | 170,000        | 18.5%         | 194,196        | 20.9%         |
| Nov-21             | 36         | 20%         | 31           | -34%        | 1.16        | 243        | -30%        | 6.75             | 83         | 91.5%        | 117,500        | -18.4%        | 176,713        | 17.3%         |
| Dec-21             | 24         | -31%        | 25           | -17%        | 0.96        | 230        | -29%        | 9.58             | 127        | 94.0%        | 153,750        | 19.6%         | 165,250        | 13.6%         |
| <b>2021</b>        | <b>513</b> | <b>37%</b>  | <b>688</b>   | <b>-2%</b>  | <b>0.75</b> | <b>290</b> | <b>-27%</b> | <b>6.79</b>      | <b>101</b> | <b>94.5%</b> | <b>157,000</b> | <b>12.1%</b>  | <b>179,213</b> | <b>15.1%</b>  |
| Jan-22             | 27         | -13%        | 33           | -42%        | 0.82        | 226        | -30%        | 8.37             | 108        | 96.9%        | 144,000        | -15.2%        | 161,115        | -4.5%         |
| Feb-22             | 26         | -45%        | 50           | -9%         | 0.52        | 234        | -24%        | 9.00             | 78         | 94.8%        | 164,250        | 16.5%         | 171,087        | 5.7%          |
| Mar-22             | 30         | -47%        | 46           | -40%        | 0.65        | 223        | -26%        | 7.43             | 122        | 96.3%        | 182,500        | 14.1%         | 239,967        | 36.0%         |
| Apr-22             | 36         | -42%        | 73           | 28%         | 0.49        | 245        | -14%        | 6.81             | 110        | 96.6%        | 176,250        | 12.3%         | 188,264        | 6.4%          |
| May-22             | 49         | -2%         | 79           | -11%        | 0.62        | 257        | -15%        | 5.24             | 108        | 96.4%        | 163,500        | -13.7%        | 188,861        | -10.1%        |
| Jun-22             | 41         | -5%         | 88           | 0%          | 0.47        | 283        | -12%        | 6.90             | 82         | 93.9%        | 166,500        | -2.1%         | 181,373        | -2.2%         |
| Jul-22             | 48         | -6%         | 70           | 4%          | 0.69        | 289        | -6%         | 6.02             | 68         | 94.6%        | 161,450        | 2.2%          | 185,402        | 5.7%          |
| Aug-22             | 41         | 17%         | 70           | 13%         | 0.59        | 292        | -6%         | 7.12             | 75         | 94.7%        | 135,000        | -9.1%         | 162,146        | -6.9%         |
| Sep-22             | 43         | 13%         | 65           | 110%        | 0.66        | 297        | 3%          | 6.91             | 70         | 93.8%        | 162,500        | 14.0%         | 167,567        | -4.4%         |
| Oct-22             | 49         | 26%         | 56           | 14%         | 0.88        | 281        | 4%          | 5.73             | 72         | 93.5%        | 164,000        | -3.5%         | 193,847        | -0.2%         |
| Nov-22             | 30         | -17%        | 36           | 16%         | 0.83        | 264        | 9%          | 8.80             | 109        | 92.0%        | 119,000        | 1.3%          | 138,323        | -21.7%        |
| Dec-22             | 14         | -42%        | 16           | -36%        | 0.88        | 248        | 8%          | 17.71            | 99         | 92.5%        | 154,000        | 0.2%          | 217,304        | 31.5%         |
| <b>2022</b>        | <b>434</b> | <b>-15%</b> | <b>682</b>   | <b>-1%</b>  | <b>0.64</b> | <b>262</b> | <b>-10%</b> | <b>7.23</b>      | <b>89</b>  | <b>94.8%</b> | <b>157,250</b> | <b>0.2%</b>   | <b>181,817</b> | <b>1.5%</b>   |
| Jan-23             | 16         | -41%        | 34           | 3%          | 0.47        | 254        | 12%         | 15.88            | 92         | 93.4%        | 154,000        | 6.9%          | 160,303        | -0.5%         |
| Feb-23             | 18         | -31%        | 29           | -42%        | 0.62        | 254        | 9%          | 14.11            | 91         | 93.0%        | 165,750        | 0.9%          | 178,583        | 4.4%          |
| Mar-23             | 28         | -7%         | 53           | 15%         | 0.53        | 262        | 17%         | 9.36             | 104        | 95.0%        | 158,500        | -13.2%        | 196,964        | -17.9%        |
| Apr-23             | 32         | -11%        | 65           | -11%        | 0.49        | 270        | 10%         | 8.44             | 108        | 93.6%        | 176,500        | 0.1%          | 178,031        | -5.4%         |
| May-23             | 38         | -22%        | 73           | -8%         | 0.52        | 284        | 11%         | 7.47             | 96         | 95.2%        | 180,000        | 10.1%         | 190,729        | 1.0%          |
| Jun-23             | 39         | -5%         | 75           | -15%        | 0.52        | 303        | 7%          | 7.77             | 75         | 94.3%        | 175,000        | 5.1%          | 187,449        | 3.3%          |
| Jul-23             | 47         | -2%         | 81           | 16%         | 0.58        | 300        | 4%          | 6.38             | 74         | 94.8%        | 175,000        | 8.4%          | 195,985        | 5.7%          |
| Aug-23             | 52         | 27%         | 66           | -6%         | 0.79        | 278        | -5%         | 5.35             | 78         | 93.9%        | 185,450        | 37.4%         | 199,246        | 22.9%         |
| Sep-23             | 40         | -7%         | 66           | 2%          | 0.61        | 267        | -10%        | 6.68             | 88         | 92.6%        | 147,500        | -9.2%         | 161,025        | -3.9%         |
| Oct-23             | 35         | -29%        | 35           | -38%        | 1.00        | 238        | -15%        | 6.80             | 86         | 92.5%        | 161,000        | -1.8%         | 174,079        | -10.2%        |
| Nov-23             | 19         | -37%        | 27           | -25%        | 0.70        | 221        | -16%        | 11.63            | 108        | 91.9%        | 125,000        | 5.0%          | 144,289        | 4.3%          |
| Dec-23             | 24         | 71%         | 24           | 50%         | 1.00        | 203        | -18%        | 8.46             | 96         | 94.4%        | 144,950        | -5.9%         | 193,613        | -10.9%        |
| <b>2023</b>        | <b>388</b> | <b>-11%</b> | <b>628</b>   | <b>-8%</b>  | <b>0.62</b> | <b>261</b> | <b>0%</b>   | <b>8.08</b>      | <b>89</b>  | <b>93.9%</b> | <b>166,000</b> | <b>5.6%</b>   | <b>183,102</b> | <b>0.7%</b>   |
| Jan-24             | 21         | 31%         | 25           | -26%        | 0.84        | 193        | -24%        | 9.19             | 123        | 89.7%        | 131,500        | -14.6%        | 151,667        | -5.4%         |
| Feb-24             | 29         | 61%         | 30           | 3%          | 0.97        | 183        | -28%        | 6.31             | 93         | 94.9%        | 165,000        | -0.5%         | 189,740        | 6.2%          |
| Mar-24             | 33         | 18%         | 43           | -19%        | 0.77        | 178        | -32%        | 5.39             | 101        | 93.3%        | 90,000         | -43.2%        | 128,512        | -34.8%        |
| Apr-24             |            |             |              |             |             |            |             |                  |            |              |                |               |                |               |
| May-24             |            |             |              |             |             |            |             |                  |            |              |                |               |                |               |
| Jun-24             |            |             |              |             |             |            |             |                  |            |              |                |               |                |               |
| Jul-24             |            |             |              |             |             |            |             |                  |            |              |                |               |                |               |
| Aug-24             |            |             |              |             |             |            |             |                  |            |              |                |               |                |               |
| Sep-24             |            |             |              |             |             |            |             |                  |            |              |                |               |                |               |
| Oct-24             |            |             |              |             |             |            |             |                  |            |              |                |               |                |               |
| Nov-24             |            |             |              |             |             |            |             |                  |            |              |                |               |                |               |
| Dec-24             |            |             |              |             |             |            |             |                  |            |              |                |               |                |               |
| <b>2024</b>        | <b>83</b>  | <b>34%</b>  | <b>98</b>    | <b>-16%</b> | <b>0.85</b> | <b>185</b> | <b>-28%</b> | <b>6.67</b>      | <b>104</b> | <b>93.1%</b> | <b>135,000</b> | <b>-16.3%</b> | <b>155,763</b> | <b>-14.5%</b> |

| CENSUS DIVISION 14 |            |             |              |             |             |            |             |                  |            |              |                |              |                |              |
|--------------------|------------|-------------|--------------|-------------|-------------|------------|-------------|------------------|------------|--------------|----------------|--------------|----------------|--------------|
|                    | Sales      | Y/Y%        | New Listings | Y/Y%        | S/N/L Ratio | Inventory  | Y/Y%        | Months of Supply | DOM        | SP/LP        | Median Price   | Y/Y%         | Average Price  | Y/Y%         |
| Jan-13             | 16         | 14%         | 21           | -45%        | 0.76        | 253        | -12%        | 15.81            | 99         | 90.6%        | 121,750        | -18.3%       | 125,994        | -11.6%       |
| Feb-13             | 14         | -22%        | 40           | -25%        | 0.35        | 257        | -16%        | 18.36            | 143        | 94.9%        | 127,450        | -2.0%        | 134,564        | 3.6%         |
| Mar-13             | 24         | -35%        | 41           | 8%          | 0.59        | 262        | -10%        | 10.92            | 134        | 93.8%        | 126,500        | 40.6%        | 141,589        | 33.8%        |
| Apr-13             | 27         | -16%        | 71           | -15%        | 0.38        | 277        | -13%        | 10.26            | 106        | 93.1%        | 157,000        | -15.9%       | 168,407        | -7.9%        |
| May-13             | 38         | 12%         | 112          | 33%         | 0.34        | 322        | -6%         | 8.47             | 98         | 93.5%        | 135,500        | -6.2%        | 163,757        | 16.9%        |
| Jun-13             | 39         | 30%         | 53           | -20%        | 0.74        | 307        | -13%        | 7.87             | 93         | 94.7%        | 125,000        | 23.8%        | 129,919        | 6.1%         |
| Jul-13             | 35         | 13%         | 53           | -18%        | 0.66        | 308        | -13%        | 8.80             | 60         | 93.2%        | 147,000        | 26.7%        | 155,714        | 30.5%        |
| Aug-13             | 21         | -51%        | 55           | -18%        | 0.38        | 304        | -9%         | 14.48            | 70         | 94.9%        | 140,000        | 29.6%        | 128,948        | 15.7%        |
| Sep-13             | 33         | -6%         | 48           | -27%        | 0.69        | 278        | -17%        | 8.42             | 121        | 92.1%        | 150,000        | -8.3%        | 145,025        | -13.6%       |
| Oct-13             | 27         | -31%        | 41           | -31%        | 0.66        | 250        | -19%        | 9.26             | 99         | 94.4%        | 93,000         | -38.0%       | 106,720        | -36.9%       |
| Nov-13             | 31         | 0%          | 26           | -4%         | 1.19        | 223        | -22%        | 7.19             | 88         | 94.0%        | 149,900        | 57.8%        | 145,553        | 21.1%        |
| Dec-13             | 17         | -6%         | 19           | -14%        | 0.89        | 205        | -24%        | 12.06            | 90         | 91.3%        | 125,000        | 25.3%        | 145,147        | 18.1%        |
| <b>2013</b>        | <b>322</b> | <b>-11%</b> | <b>580</b>   | <b>-13%</b> | <b>0.56</b> | <b>271</b> | <b>-14%</b> | <b>10.08</b>     | <b>98</b>  | <b>93.4%</b> | <b>135,500</b> | <b>4.2%</b>  | <b>142,669</b> | <b>4.5%</b>  |
| Jan-14             | 18         | 13%         | 73           | 248%        | 0.25        | 252        | 0%          | 14.00            | 107        | 91.6%        | 146,250        | 20.1%        | 148,444        | 17.8%        |
| Feb-14             | 13         | -7%         | 39           | -3%         | 0.33        | 260        | 1%          | 20.00            | 111        | 92.6%        | 114,500        | -10.2%       | 130,827        | -2.8%        |
| Mar-14             | 16         | -33%        | 63           | 54%         | 0.25        | 289        | 10%         | 18.06            | 87         | 93.3%        | 169,000        | 33.6%        | 162,516        | 14.8%        |
| Apr-14             | 30         | 11%         | 47           | -34%        | 0.64        | 286        | 3%          | 9.53             | 92         | 94.9%        | 145,000        | -7.6%        | 152,460        | -9.5%        |
| May-14             | 50         | 32%         | 85           | -24%        | 0.59        | 285        | -11%        | 5.70             | 98         | 93.6%        | 146,000        | 7.7%         | 159,878        | -2.4%        |
| Jun-14             | 39         | 0%          | 80           | 51%         | 0.49        | 303        | -1%         | 7.77             | 92         | 91.9%        | 115,000        | -8.0%        | 148,600        | 14.4%        |
| Jul-14             | 29         | -17%        | 55           | 4%          | 0.53        | 308        | 0%          | 10.62            | 65         | 94.2%        | 119,900        | -18.4%       | 141,071        | -9.4%        |
| Aug-14             | 39         | 86%         | 47           | -15%        | 0.83        | 292        | -4%         | 7.49             | 93         | 93.8%        | 119,000        | -15.0%       | 146,763        | 13.8%        |
| Sep-14             | 41         | 24%         | 55           | 15%         | 0.75        | 279        | 0%          | 6.80             | 81         | 92.7%        | 133,000        | -11.3%       | 136,212        | -6.1%        |
| Oct-14             | 12         | -56%        | 41           | 0%          | 0.29        | 272        | 9%          | 22.67            | 102        | 94.0%        | 143,500        | 54.3%        | 153,833        | 44.1%        |
| Nov-14             | 26         | -16%        | 32           | 23%         | 0.81        | 259        | 16%         | 9.96             | 96         | 93.5%        | 151,250        | 0.9%         | 160,487        | 10.3%        |
| Dec-14             | 14         | -18%        | 35           | 84%         | 0.40        | 259        | 26%         | 18.50            | 129        | 93.0%        | 113,000        | -9.6%        | 142,321        | -1.9%        |
| <b>2014</b>        | <b>327</b> | <b>2%</b>   | <b>652</b>   | <b>12%</b>  | <b>0.50</b> | <b>279</b> | <b>3%</b>   | <b>10.23</b>     | <b>93</b>  | <b>93.3%</b> | <b>136,000</b> | <b>0.4%</b>  | <b>149,073</b> | <b>4.5%</b>  |
| Jan-15             | 10         | -44%        | 36           | -51%        | 0.28        | 244        | -3%         | 24.40            | 108        | 93.5%        | 131,000        | -10.4%       | 140,700        | -5.2%        |
| Feb-15             | 19         | 46%         | 31           | -21%        | 0.61        | 248        | -5%         | 13.05            | 140        | 91.6%        | 138,000        | 20.5%        | 116,868        | -10.7%       |
| Mar-15             | 22         | 38%         | 42           | -33%        | 0.52        | 243        | -16%        | 11.05            | 132        | 93.4%        | 143,500        | -15.1%       | 149,716        | -7.9%        |
| Apr-15             | 31         | 3%          | 71           | 51%         | 0.44        | 268        | -6%         | 8.65             | 100        | 93.0%        | 148,000        | 2.1%         | 177,750        | 16.6%        |
| May-15             | 29         | -42%        | 84           | -1%         | 0.35        | 288        | 1%          | 9.93             | 80         | 93.1%        | 180,000        | 23.3%        | 185,552        | 16.1%        |
| Jun-15             | 39         | 0%          | 59           | -26%        | 0.66        | 285        | -6%         | 7.31             | 92         | 93.6%        | 170,000        | 47.8%        | 160,174        | 7.8%         |
| Jul-15             | 35         | 21%         | 71           | 29%         | 0.49        | 292        | -5%         | 8.34             | 62         | 95.0%        | 157,000        | 30.9%        | 162,019        | 14.8%        |
| Aug-15             | 26         | -33%        | 60           | 28%         | 0.43        | 298        | 2%          | 11.46            | 87         | 95.3%        | 159,750        | 34.2%        | 163,192        | 11.2%        |
| Sep-15             | 21         | -49%        | 48           | -13%        | 0.44        | 301        | 8%          | 14.33            | 71         | 94.0%        | 150,000        | 12.8%        | 156,000        | 14.5%        |
| Oct-15             | 16         | 33%         | 35           | -15%        | 0.46        | 283        | 4%          | 17.69            | 86         | 93.5%        | 152,500        | 6.3%         | 145,356        | -5.5%        |
| Nov-15             | 24         | -8%         | 55           | 72%         | 0.44        | 295        | 14%         | 12.29            | 108        | 92.6%        | 145,000        | -4.1%        | 163,281        | 1.7%         |
| Dec-15             | 15         | 7%          | 18           | -49%        | 0.83        | 276        | 7%          | 18.40            | 116        | 93.2%        | 161,000        | 42.5%        | 146,853        | 3.2%         |
| <b>2015</b>        | <b>287</b> | <b>-12%</b> | <b>610</b>   | <b>-6%</b>  | <b>0.47</b> | <b>277</b> | <b>-1%</b>  | <b>11.57</b>     | <b>95</b>  | <b>93.6%</b> | <b>152,500</b> | <b>12.1%</b> | <b>159,220</b> | <b>6.8%</b>  |
| Jan-16             | 11         | 10%         | 38           | 6%          | 0.29        | 287        | 18%         | 26.09            | 95         | 89.5%        | 135,000        | 3.1%         | 135,227        | -3.9%        |
| Feb-16             | 21         | 11%         | 39           | 26%         | 0.54        | 293        | 18%         | 13.95            | 84         | 91.4%        | 130,000        | -5.8%        | 144,138        | 23.3%        |
| Mar-16             | 24         | 9%          | 54           | 29%         | 0.44        | 295        | 21%         | 12.29            | 140        | 94.1%        | 142,000        | -1.0%        | 165,896        | 10.8%        |
| Apr-16             | 25         | -19%        | 69           | -3%         | 0.36        | 308        | 15%         | 12.32            | 110        | 92.4%        | 195,000        | 31.8%        | 172,260        | -3.1%        |
| May-16             | 25         | -14%        | 77           | -8%         | 0.32        | 329        | 14%         | 13.16            | 89         | 94.6%        | 192,250        | 6.8%         | 211,906        | 14.2%        |
| Jun-16             | 26         | -33%        | 70           | 19%         | 0.37        | 349        | 22%         | 13.42            | 126        | 94.0%        | 150,000        | -11.8%       | 175,865        | 9.8%         |
| Jul-16             | 30         | -14%        | 49           | -31%        | 0.61        | 337        | 15%         | 11.23            | 92         | 92.6%        | 165,500        | 5.4%         | 174,065        | 7.4%         |
| Aug-16             | 33         | 27%         | 45           | -25%        | 0.73        | 314        | 5%          | 9.52             | 92         | 92.1%        | 155,000        | -3.0%        | 146,030        | -10.5%       |
| Sep-16             | 23         | 10%         | 47           | -2%         | 0.49        | 301        | 0%          | 13.09            | 83         | 92.2%        | 126,000        | -16.0%       | 136,315        | -12.6%       |
| Oct-16             | 31         | 94%         | 39           | 11%         | 0.79        | 274        | -3%         | 8.84             | 87         | 93.7%        | 119,000        | -22.0%       | 145,537        | 0.1%         |
| Nov-16             | 14         | -42%        | 54           | -2%         | 0.26        | 276        | -6%         | 19.71            | 111        | 92.6%        | 126,750        | -12.6%       | 156,429        | -4.2%        |
| Dec-16             | 16         | 7%          | 23           | 28%         | 0.70        | 266        | -4%         | 16.63            | 127        | 91.9%        | 130,000        | -19.3%       | 137,586        | -6.3%        |
| <b>2016</b>        | <b>279</b> | <b>-3%</b>  | <b>604</b>   | <b>-1%</b>  | <b>0.46</b> | <b>302</b> | <b>9%</b>   | <b>13.01</b>     | <b>102</b> | <b>92.9%</b> | <b>155,000</b> | <b>1.6%</b>  | <b>160,401</b> | <b>0.7%</b>  |
| Jan-17             | 22         | 100%        | 39           | 3%          | 0.56        | 260        | -9%         | 11.82            | 116        | 90.2%        | 126,500        | -6.3%        | 140,955        | 4.2%         |
| Feb-17             | 16         | -24%        | 32           | -18%        | 0.50        | 260        | -11%        | 16.25            | 123        | 93.1%        | 128,500        | -1.2%        | 142,438        | -1.2%        |
| Mar-17             | 26         | 8%          | 57           | 6%          | 0.46        | 270        | -8%         | 10.38            | 99         | 93.6%        | 144,250        | 1.6%         | 160,867        | -3.0%        |
| Apr-17             | 15         | -40%        | 71           | 3%          | 0.21        | 300        | -3%         | 20.00            | 86         | 93.1%        | 165,000        | -15.4%       | 172,767        | 0.3%         |
| May-17             | 26         | 4%          | 73           | -5%         | 0.36        | 321        | -2%         | 12.35            | 60         | 95.4%        | 177,950        | -7.4%        | 176,646        | -16.6%       |
| Jun-17             | 37         | 42%         | 62           | -11%        | 0.60        | 321        | -8%         | 8.68             | 83         | 94.7%        | 169,000        | 12.7%        | 168,855        | -4.0%        |
| Jul-17             | 31         | 3%          | 51           | 4%          | 0.61        | 319        | -5%         | 10.29            | 129        | 93.7%        | 142,500        | -13.9%       | 175,600        | 0.9%         |
| Aug-17             | 22         | -33%        | 48           | 7%          | 0.46        | 326        | 4%          | 14.82            | 73         | 93.9%        | 143,500        | -7.4%        | 151,609        | 3.8%         |
| Sep-17             | 27         | 17%         | 48           | 2%          | 0.56        | 311        | 3%          | 11.52            | 140        | 92.7%        | 150,000        | 19.0%        | 152,079        | 11.6%        |
| Oct-17             | 22         | -29%        | 58           | 49%         | 0.38        | 318        | 16%         | 14.45            | 107        | 92.8%        | 96,250         | -19.1%       | 173,655        | 19.3%        |
| Nov-17             | 21         | 50%         | 31           | -43%        | 0.68        | 298        | 8%          | 14.19            | 127        | 92.9%        | 175,000        | 38.1%        | 164,386        | 5.1%         |
| Dec-17             | 16         | 0%          | 36           | 57%         | 0.44        | 292        | 10%         | 18.25            | 87         | 91.7%        | 107,500        | -17.3%       | 131,088        | -4.7%        |
| <b>2017</b>        | <b>281</b> | <b>1%</b>   | <b>606</b>   | <b>0%</b>   | <b>0.46</b> | <b>300</b> | <b>-1%</b>  | <b>12.80</b>     | <b>102</b> | <b>93.4%</b> | <b>150,000</b> | <b>-3.2%</b> | <b>161,030</b> | <b>0.4%</b>  |
| Jan-18             | 22         | 0%          | 39           | 0%          | 0.56        | 288        | 11%         | 13.09            | 117        | 92.1%        | 110,500        | -12.6%       | 141,536        | 0.4%         |
| Feb-18             | 16         | 0%          | 38           | 19%         | 0.42        | 297        | 14%         | 18.56            | 108        | 94.3%        | 114,950        | -10.5%       | 138,775        | -2.6%        |
| Mar-18             | 17         | -35%        | 55           | -4%         | 0.31        | 315        | 17%         | 18.53            | 160        | 93.4%        | 149,000        | 3.3%         | 177,918        | 10.6%        |
| Apr-18             | 26         | 73%         | 70           | -1%         | 0.37        | 331        | 10%         | 12.73            | 96         | 94.8%        | 163,000        | -1.2%        | 155,775        | -9.8%        |
| May-18             | 29         | 12%         | 72           | -1%         | 0.40        | 346        | 8%          | 11.93            | 110        | 94.7%        | 147,500        | -17.1%       | 157,578        | -10.8%       |
| Jun-18             | 30         | -19%        | 63           | 2%          | 0.48        | 355        | 11%         | 11.83            | 92         | 93.6%        | 140,000        | -17.2%       | 148,343        | -12.1%       |
| Jul-18             | 27         | -13%        | 91           | 78%         | 0.30        | 368        | 15%         | 13.63            | 115        | 92.5%        | 155,000        | 8.8%         | 162,167        | -7.6%        |
| Aug-18             | 28         | 27%         | 45           | -6%         | 0.62        | 358        | 10%         | 12.79            | 104        | 93.5%        | 138,000        | -3.8%        | 147,782        | -2.5%        |
| Sep-18             | 23         | -15%        | 42           | -13%        | 0.55        | 348        | 12%         | 15.13            | 98         | 92.4%        | 140,000        | -6.7%        | 151,831        | -0.2%        |
| Oct-18             | 28         | 27%         | 66           | 14%         | 0.42        | 334        | 5%          | 11.93            | 104        | 93.6%        | 132,500        | 37.7%        | 141,871        | -18.3%       |
| Nov-18             | 23         | 10%         | 29           | -6%         | 0.79        | 316        | 6%          | 13.74            | 99         | 90.2%        | 109,900        | -37.2%       | 116,330        | -29.2%       |
| Dec-18             | 13         | -19%        | 30           | -17%        | 0.43        | 297        | 2%          | 22.85            | 132        | 91.5%        | 126,000        | 17.2%        | 118,115        | -9.9%        |
| <b>2018</b>        | <b>282</b> | <b>0%</b>   | <b>640</b>   | <b>6%</b>   | <b>0.44</b> | <b>329</b> | <b>10%</b>  | <b>14.02</b>     | <b>109</b> | <b>93.2%</b> | <b>136,000</b> | <b>-9.3%</b> | <b>147,592</b> | <b>-8.3%</b> |

| CENSUS DIVISION 14 |            |             |              |             |             |            |             |                  |            |              |                |              |                |              |
|--------------------|------------|-------------|--------------|-------------|-------------|------------|-------------|------------------|------------|--------------|----------------|--------------|----------------|--------------|
|                    | Sales      | Y/Y%        | New Listings | Y/Y%        | S/NL Ratio  | Inventory  | Y/Y%        | Months of Supply | DOM        | SP/LP        | Median Price   | Y/Y%         | Average Price  | Y/Y%         |
| Jan-19             | 11         | -50%        | 42           | 8%          | 0.26        | 314        | 9%          | 28.55            | 128        | 89.0%        | 85,000         | -23.1%       | 99,818         | -29.5%       |
| Feb-19             | 17         | 6%          | 36           | -5%         | 0.47        | 319        | 7%          | 18.76            | 109        | 94.1%        | 149,900        | 30.4%        | 144,665        | 4.2%         |
| Mar-19             | 18         | 6%          | 53           | -4%         | 0.34        | 333        | 6%          | 18.50            | 77         | 93.7%        | 115,000        | -22.8%       | 125,328        | -29.6%       |
| Apr-19             | 25         | -4%         | 72           | 3%          | 0.35        | 355        | 7%          | 14.20            | 152        | 90.5%        | 115,000        | -29.4%       | 140,172        | -10.0%       |
| May-19             | 36         | 24%         | 82           | 14%         | 0.44        | 365        | 5%          | 10.14            | 100        | 90.8%        | 128,700        | -12.7%       | 160,645        | 1.9%         |
| Jun-19             | 39         | 30%         | 68           | 8%          | 0.57        | 366        | 3%          | 9.38             | 96         | 93.1%        | 155,000        | 10.7%        | 164,367        | 10.8%        |
| Jul-19             | 24         | -11%        | 68           | -25%        | 0.35        | 361        | -2%         | 15.04            | 160        | 90.6%        | 137,750        | -11.1%       | 149,100        | -8.1%        |
| Aug-19             | 28         | 0%          | 51           | 13%         | 0.55        | 371        | 4%          | 13.25            | 93         | 92.5%        | 161,250        | 16.8%        | 164,511        | 11.3%        |
| Sep-19             | 23         | 0%          | 51           | 21%         | 0.45        | 353        | 1%          | 15.35            | 112        | 92.3%        | 120,000        | -14.3%       | 135,272        | -10.9%       |
| Oct-19             | 25         | -11%        | 45           | -32%        | 0.56        | 340        | 2%          | 13.60            | 97         | 91.4%        | 125,000        | -5.7%        | 137,560        | -3.0%        |
| Nov-19             | 16         | -30%        | 32           | 10%         | 0.50        | 333        | 5%          | 20.81            | 96         | 92.8%        | 131,500        | 19.7%        | 200,613        | 72.5%        |
| Dec-19             | 14         | 8%          | 19           | -37%        | 0.74        | 317        | 7%          | 22.64            | 80         | 88.5%        | 77,500         | -38.5%       | 115,607        | -2.1%        |
| <b>2019</b>        | <b>276</b> | <b>-2%</b>  | <b>619</b>   | <b>-3%</b>  | <b>0.45</b> | <b>344</b> | <b>4%</b>   | <b>14.95</b>     | <b>108</b> | <b>91.8%</b> | <b>128,500</b> | <b>-5.5%</b> | <b>148,820</b> | <b>0.8%</b>  |
| Jan-20             | 10         | -9%         | 32           | -24%        | 0.31        | 324        | 3%          | 32.40            | 179        | 91.9%        | 147,500        | 73.5%        | 145,290        | 45.6%        |
| Feb-20             | 9          | -47%        | 29           | -19%        | 0.31        | 334        | 5%          | 37.11            | 114        | 93.3%        | 112,500        | -24.9%       | 102,611        | -29.1%       |
| Mar-20             | 22         | 22%         | 28           | -47%        | 0.79        | 315        | -5%         | 14.32            | 161        | 92.5%        | 111,250        | -3.3%        | 140,000        | 11.7%        |
| Apr-20             | 11         | -56%        | 32           | -56%        | 0.34        | 308        | -13%        | 28.00            | 164        | 93.3%        | 102,000        | -11.3%       | 123,591        | -11.8%       |
| May-20             | 24         | -33%        | 60           | -27%        | 0.40        | 299        | -18%        | 12.46            | 141        | 93.9%        | 152,000        | 18.1%        | 149,896        | -6.7%        |
| Jun-20             | 32         | -18%        | 76           | 12%         | 0.42        | 308        | -16%        | 9.63             | 113        | 92.5%        | 137,500        | -11.3%       | 154,547        | -6.0%        |
| Jul-20             | 35         | 46%         | 72           | 6%          | 0.49        | 304        | -16%        | 8.69             | 97         | 93.6%        | 130,000        | -5.6%        | 137,059        | -8.1%        |
| Aug-20             | 41         | 46%         | 67           | 31%         | 0.61        | 302        | -19%        | 7.37             | 102        | 94.6%        | 133,000        | -17.5%       | 174,099        | 5.8%         |
| Sep-20             | 31         | 35%         | 54           | 6%          | 0.57        | 301        | -15%        | 9.71             | 82         | 93.0%        | 160,000        | 33.3%        | 180,787        | 33.6%        |
| Oct-20             | 32         | 28%         | 43           | -4%         | 0.74        | 287        | -16%        | 8.97             | 105        | 91.1%        | 130,000        | 4.0%         | 144,528        | 5.1%         |
| Nov-20             | 24         | 50%         | 37           | 16%         | 0.65        | 268        | -20%        | 11.17            | 98         | 92.2%        | 132,500        | 0.8%         | 147,092        | -26.7%       |
| Dec-20             | 23         | 64%         | 21           | 11%         | 1.10        | 250        | -21%        | 10.87            | 127        | 92.8%        | 140,000        | 80.6%        | 153,730        | 33.0%        |
| <b>2020</b>        | <b>294</b> | <b>7%</b>   | <b>551</b>   | <b>-11%</b> | <b>0.53</b> | <b>300</b> | <b>-13%</b> | <b>12.24</b>     | <b>115</b> | <b>93.0%</b> | <b>136,000</b> | <b>5.8%</b>  | <b>151,664</b> | <b>1.9%</b>  |
| Jan-21             | 24         | 140%        | 41           | 28%         | 0.59        | 248        | -23%        | 10.33            | 139        | 94.6%        | 166,000        | 12.5%        | 175,488        | 20.8%        |
| Feb-21             | 38         | 322%        | 41           | 41%         | 0.93        | 230        | -31%        | 6.05             | 115        | 92.9%        | 130,250        | 15.8%        | 144,071        | 40.4%        |
| Mar-21             | 45         | 105%        | 63           | 125%        | 0.71        | 231        | -27%        | 5.13             | 101        | 93.3%        | 160,000        | 43.8%        | 171,360        | 22.4%        |
| Apr-21             | 54         | 391%        | 44           | 38%         | 1.23        | 210        | -32%        | 3.89             | 101        | 95.0%        | 157,000        | 53.9%        | 176,641        | 42.9%        |
| May-21             | 38         | 58%         | 64           | 7%          | 0.59        | 219        | -27%        | 5.76             | 89         | 96.7%        | 194,000        | 27.6%        | 220,968        | 47.4%        |
| Jun-21             | 28         | -13%        | 67           | -12%        | 0.42        | 239        | -22%        | 8.54             | 86         | 94.6%        | 164,500        | 19.6%        | 167,039        | 8.1%         |
| Jul-21             | 43         | 23%         | 56           | -22%        | 0.77        | 230        | -24%        | 5.35             | 81         | 94.2%        | 150,000        | 15.4%        | 165,886        | 21.0%        |
| Aug-21             | 24         | -41%        | 48           | -28%        | 0.50        | 229        | -24%        | 9.54             | 104        | 95.2%        | 153,500        | 15.4%        | 157,625        | -9.5%        |
| Sep-21             | 27         | -13%        | 24           | -56%        | 1.13        | 216        | -28%        | 8.00             | 112        | 94.3%        | 122,000        | -23.8%       | 130,759        | -27.7%       |
| Oct-21             | 24         | -25%        | 40           | -7%         | 0.60        | 210        | -27%        | 8.75             | 91         | 94.8%        | 158,000        | 21.5%        | 181,506        | 25.6%        |
| Nov-21             | 29         | 21%         | 20           | -46%        | 1.45        | 186        | -31%        | 6.41             | 92         | 90.5%        | 108,500        | -18.1%       | 169,747        | 15.4%        |
| Dec-21             | 17         | -26%        | 15           | -29%        | 1.13        | 171        | -32%        | 10.06            | 122        | 94.3%        | 145,000        | 3.6%         | 163,859        | 6.6%         |
| <b>2021</b>        | <b>391</b> | <b>33%</b>  | <b>523</b>   | <b>-5%</b>  | <b>0.75</b> | <b>218</b> | <b>-27%</b> | <b>6.70</b>      | <b>101</b> | <b>94.3%</b> | <b>152,500</b> | <b>12.1%</b> | <b>170,131</b> | <b>12.2%</b> |
| Jan-22             | 21         | -13%        | 25           | -39%        | 0.84        | 168        | -32%        | 8.00             | 91         | 98.1%        | 147,362        | -11.4%       | 172,362        | -1.8%        |
| Feb-22             | 23         | -39%        | 36           | -12%        | 0.64        | 171        | -26%        | 7.43             | 73         | 94.8%        | 161,000        | 23.6%        | 161,837        | 12.3%        |
| Mar-22             | 25         | -44%        | 34           | -46%        | 0.74        | 160        | -31%        | 6.40             | 128        | 95.8%        | 180,000        | 12.5%        | 240,780        | 40.5%        |
| Apr-22             | 25         | -54%        | 56           | 27%         | 0.45        | 178        | -15%        | 7.12             | 108        | 95.5%        | 153,500        | -2.2%        | 183,800        | 4.1%         |
| May-22             | 37         | -3%         | 63           | -2%         | 0.59        | 194        | -11%        | 5.24             | 98         | 95.9%        | 163,500        | -15.7%       | 180,059        | -18.5%       |
| Jun-22             | 31         | 11%         | 65           | -3%         | 0.48        | 213        | -11%        | 6.87             | 91         | 93.8%        | 163,000        | -0.9%        | 173,429        | 3.8%         |
| Jul-22             | 37         | -14%        | 48           | -14%        | 0.77        | 211        | -8%         | 5.70             | 71         | 94.3%        | 164,900        | 9.9%         | 170,551        | 2.8%         |
| Aug-22             | 33         | 38%         | 51           | 6%          | 0.65        | 209        | -9%         | 6.33             | 73         | 93.1%        | 130,000        | -15.3%       | 134,061        | -14.9%       |
| Sep-22             | 28         | 4%          | 46           | 92%         | 0.61        | 212        | -2%         | 7.57             | 64         | 93.1%        | 124,000        | 1.6%         | 141,461        | 8.2%         |
| Oct-22             | 44         | 83%         | 39           | -3%         | 1.13        | 192        | -9%         | 4.36             | 73         | 93.4%        | 163,250        | 3.3%         | 191,705        | 5.6%         |
| Nov-22             | 21         | -28%        | 31           | 55%         | 0.68        | 183        | -2%         | 8.71             | 94         | 92.9%        | 126,500        | 16.6%        | 154,086        | -9.2%        |
| Dec-22             | 11         | -35%        | 13           | -13%        | 0.85        | 173        | 1%          | 15.73            | 90         | 91.0%        | 147,000        | 1.4%         | 194,659        | 18.8%        |
| <b>2022</b>        | <b>336</b> | <b>-14%</b> | <b>507</b>   | <b>-3%</b>  | <b>0.66</b> | <b>189</b> | <b>-14%</b> | <b>6.74</b>      | <b>86</b>  | <b>94.4%</b> | <b>154,250</b> | <b>1.1%</b>  | <b>174,114</b> | <b>2.3%</b>  |
| Jan-23             | 11         | -48%        | 25           | 0%          | 0.44        | 176        | 5%          | 16.00            | 95         | 92.9%        | 83,500         | -43.2%       | 142,677        | -17.2%       |
| Feb-23             | 16         | -30%        | 18           | -50%        | 0.89        | 168        | -2%         | 10.50            | 92         | 92.7%        | 166,250        | 3.3%         | 185,563        | 14.7%        |
| Mar-23             | 18         | -28%        | 40           | 18%         | 0.45        | 177        | 11%         | 9.83             | 112        | 92.9%        | 157,250        | -12.6%       | 165,194        | -31.4%       |
| Apr-23             | 27         | 8%          | 49           | -13%        | 0.55        | 182        | 2%          | 6.74             | 93         | 93.2%        | 183,000        | 19.2%        | 176,370        | -4.0%        |
| May-23             | 25         | -32%        | 62           | -2%         | 0.40        | 202        | 4%          | 8.08             | 76         | 95.5%        | 155,000        | -5.2%        | 164,606        | -8.6%        |
| Jun-23             | 29         | -6%         | 57           | -12%        | 0.51        | 218        | 2%          | 7.52             | 62         | 94.6%        | 175,000        | 7.4%         | 191,155        | 10.2%        |
| Jul-23             | 37         | 0%          | 65           | 35%         | 0.57        | 223        | 6%          | 6.03             | 77         | 93.9%        | 165,000        | 0.1%         | 176,295        | 3.4%         |
| Aug-23             | 45         | 36%         | 50           | -2%         | 0.90        | 203        | -3%         | 4.51             | 73         | 94.7%        | 177,000        | 36.2%        | 186,720        | 39.3%        |
| Sep-23             | 33         | 18%         | 50           | 9%          | 0.66        | 196        | -8%         | 5.94             | 79         | 93.2%        | 145,000        | 16.9%        | 157,242        | 11.2%        |
| Oct-23             | 27         | -39%        | 27           | -31%        | 1.00        | 176        | -8%         | 6.52             | 90         | 93.0%        | 161,000        | -1.4%        | 173,800        | -9.3%        |
| Nov-23             | 16         | -24%        | 24           | -23%        | 0.67        | 166        | -9%         | 10.38            | 112        | 91.8%        | 117,500        | -7.1%        | 134,344        | -12.8%       |
| Dec-23             | 21         | 91%         | 17           | 31%         | 1.24        | 149        | -14%        | 7.10             | 84         | 94.8%        | 182,500        | 24.1%        | 206,605        | 6.1%         |
| <b>2023</b>        | <b>305</b> | <b>-9%</b>  | <b>484</b>   | <b>-5%</b>  | <b>0.63</b> | <b>186</b> | <b>-1%</b>  | <b>7.33</b>      | <b>84</b>  | <b>93.9%</b> | <b>160,000</b> | <b>3.7%</b>  | <b>174,517</b> | <b>0.2%</b>  |
| Jan-24             | 14         | 27%         | 14           | -44%        | 1.00        | 138        | -22%        | 9.86             | 100        | 91.4%        | 155,250        | 85.9%        | 171,429        | 20.2%        |
| Feb-24             | 23         | 44%         | 21           | 17%         | 1.10        | 125        | -26%        | 5.43             | 92         | 94.5%        | 160,000        | -3.8%        | 191,020        | 2.9%         |
| Mar-24             | 24         | 33%         | 28           | -30%        | 0.86        | 120        | -32%        | 5.00             | 113        | 92.0%        | 112,000        | -28.8%       | 137,788        | -16.6%       |
| Apr-24             |            |             |              |             |             |            |             |                  |            |              |                |              |                |              |
| May-24             |            |             |              |             |             |            |             |                  |            |              |                |              |                |              |
| Jun-24             |            |             |              |             |             |            |             |                  |            |              |                |              |                |              |
| Jul-24             |            |             |              |             |             |            |             |                  |            |              |                |              |                |              |
| Aug-24             |            |             |              |             |             |            |             |                  |            |              |                |              |                |              |
| Sep-24             |            |             |              |             |             |            |             |                  |            |              |                |              |                |              |
| Oct-24             |            |             |              |             |             |            |             |                  |            |              |                |              |                |              |
| Nov-24             |            |             |              |             |             |            |             |                  |            |              |                |              |                |              |
| Dec-24             |            |             |              |             |             |            |             |                  |            |              |                |              |                |              |
| <b>2024</b>        | <b>61</b>  | <b>36%</b>  | <b>63</b>    | <b>-24%</b> | <b>0.97</b> | <b>128</b> | <b>-26%</b> | <b>6.28</b>      | <b>102</b> | <b>92.9%</b> | <b>140,000</b> | <b>-9.4%</b> | <b>165,580</b> | <b>-0.8%</b> |