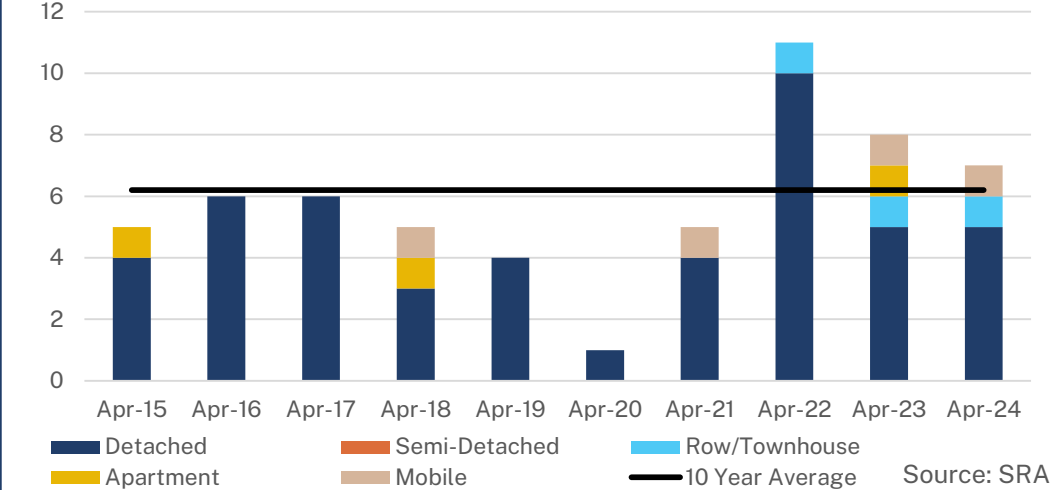




BATTLEFORD - APRIL 2024

Monthly Sales Comparison



SALES

8

0.0% Y/Y | ↑ 9.1% YTD

VS. 10-YEAR AVERAGE

↑ 29.0% | ↑ 10.6% YTD

NEW LISTINGS

19

↑ 111.1% Y/Y | ↑ 57.1% YTD

VS. 10-YEAR AVERAGE

↑ 24.2% | ↑ 16.3% YTD

TOTAL RESIDENTIAL BENCHMARK PRICE

\$ 254,600 | ↑ **5.5%** Y/Y

Monthly trend*

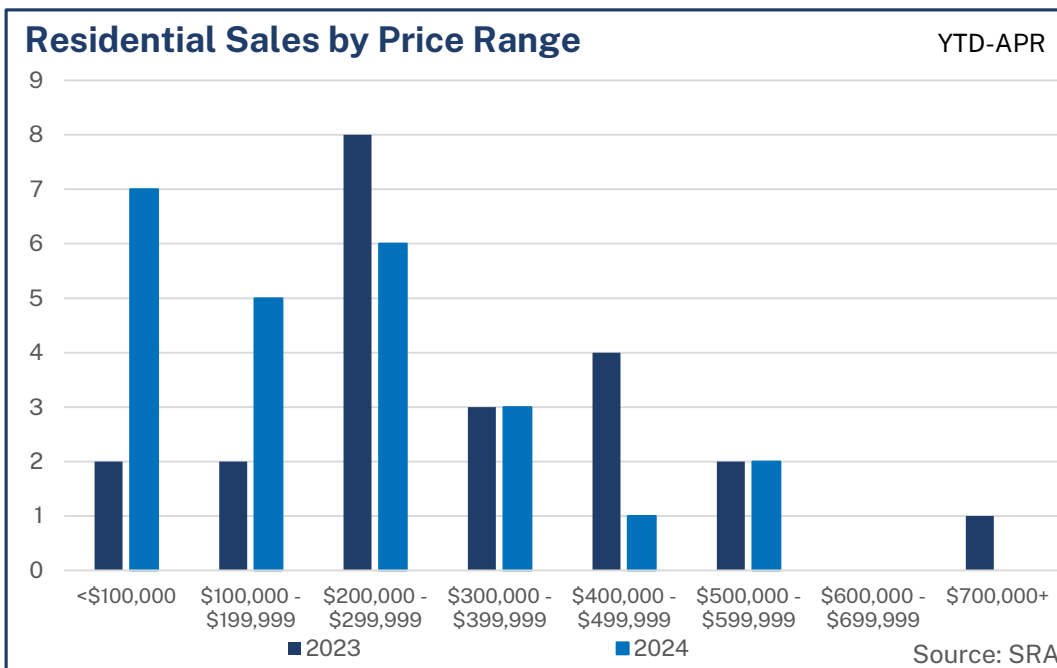
INVENTORY

39

0.0% Y/Y | Monthly trend* →

VS. 10-YEAR AVERAGE

↓ 17.5% | ↓ 29.8% YTD



MONTHS OF SUPPLY

4.88

0.0% Y/Y | Monthly trend* →

VS. 10-YEAR AVERAGE

↓ 62.2% | ↓ 49.0% YTD



BATTLEFORD - APRIL 2024

April 2024

| | Sales | | New Listings | | Inventory | | Months of Supply | | DOM | Benchmark | | Avg Price | |
|--------------------------|----------|-----------|--------------|-------------|-----------|-----------|------------------|-----------|------------|------------------|-----------|------------------|-----------|
| | Actual | Y/Y% | Actual | Y/Y% | Actual | Y/Y% | Actual | Y/Y% | Actual | Actual | Y/Y% | Actual | Y/Y% |
| Detached | 5 | 0% | 14 | 100% | 26 | 13% | 5.20 | 13% | 113 | \$256,900 | 6% | \$238,800 | 5% |
| Semi-Detached | 0 | - | 0 | - | 0 | -100% | - | - | - | - | - | - | - |
| Row/Townhouse | 1 | 0% | 2 | 100% | 5 | 0% | 5.00 | 0% | 94 | - | - | \$265,000 | -27% |
| Apartment | 0 | -100% | 0 | -100% | 1 | -75% | - | - | - | - | - | - | - |
| Acreage | 0 | - | 0 | - | 0 | -100% | - | - | - | - | - | - | - |
| Mobile | 1 | 0% | 2 | - | 5 | 0% | 5.00 | 0% | 268 | - | - | \$41,000 | -9% |
| Mutli-Family | 1 | - | 1 | - | 2 | - | 2.00 | - | 92 | - | - | \$257,000 | - |
| Total Residential | 8 | 0% | 19 | 111% | 39 | 0% | 4.88 | 0% | 127 | \$254,600 | 6% | \$219,625 | 0% |

10-Year Averages

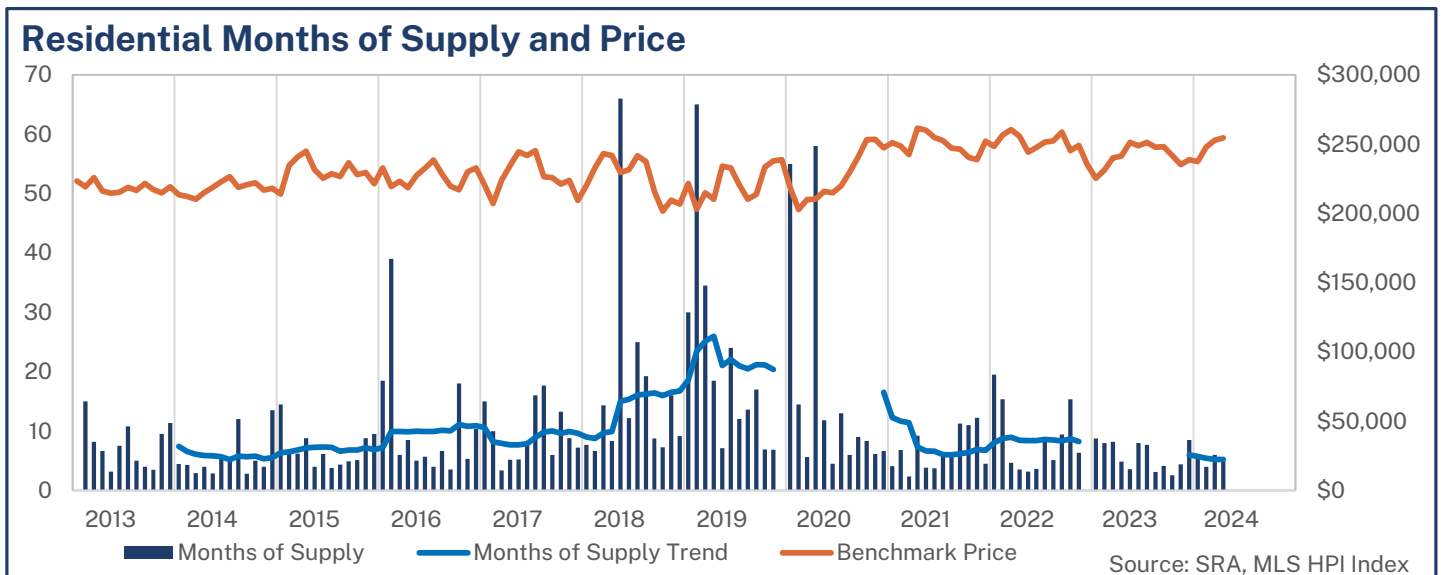
| | Sales | | New Listings | | Inventory | | Months of Supply | | DOM | Benchmark | | Avg Price | |
|-------------------|-------|-------|--------------|-------|-----------|-------|------------------|-------|-----|-----------|-------|-----------|-------|
| | Avg | %Diff | Avg | %Diff | Avg | %Diff | Avg | %Diff | Avg | Avg | %Diff | Avg | %Diff |
| Total Residential | 6 | 29% | 15 | 24% | 47 | -18% | 12.89 | -62% | 73 | \$233,350 | 9% | \$283,286 | -22% |

Year-to-Date April 2024

| | Sales | | New Listings | | Inventory | | Months of Supply | | DOM | Benchmark | | Avg Price | |
|--------------------------|-----------|-----------|--------------|------------|-----------|-------------|------------------|-------------|-----------|------------------|-----------|------------------|-------------|
| | Actual | Y/Y% | Actual | Y/Y% | Actual | Y/Y% | Actual | Y/Y% | Actual | Actual | Y/Y% | Actual | Y/Y% |
| Detached | 16 | -6% | 36 | 50% | 18 | -24% | 4.56 | -19% | 60 | \$250,475 | 6% | \$253,238 | -26% |
| Semi-Detached | 0 | - | 0 | -100% | 0 | -100% | - | - | - | - | - | - | - |
| Row/Townhouse | 1 | -50% | 7 | 75% | 4 | -6% | 17.00 | 89% | 94 | - | - | \$265,000 | -16% |
| Apartment | 2 | 100% | 3 | 50% | 1 | -64% | 2.50 | -82% | 45 | - | - | \$195,000 | -9% |
| Acreage | 0 | -100% | 0 | - | 0 | -100% | - | - | - | - | - | - | - |
| Mobile | 4 | 300% | 6 | 50% | 5 | 0% | 4.50 | -75% | 99 | - | - | \$64,000 | 42% |
| Mutli-Family | 1 | - | 3 | - | 2 | - | 8.00 | - | 92 | - | - | \$257,000 | - |
| Total Residential | 24 | 9% | 55 | 57% | 30 | -22% | 5.04 | -28% | 68 | \$248,200 | 6% | \$217,492 | -32% |

10-Year Averages

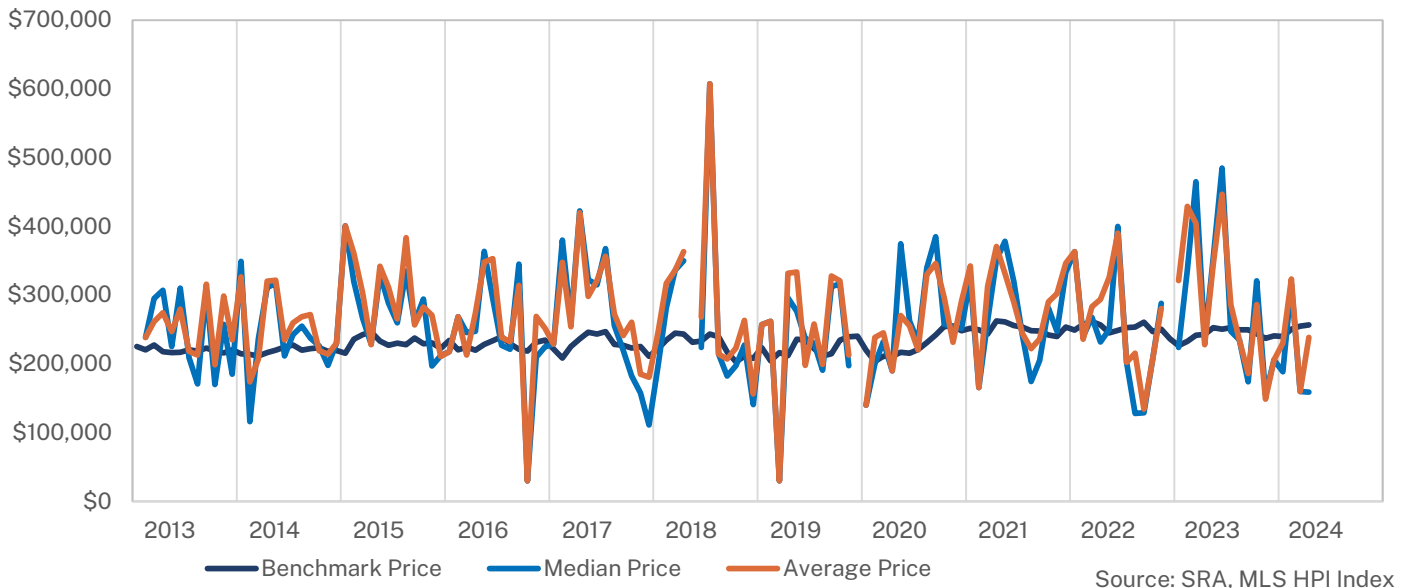
| | Sales | | New Listings | | Inventory | | Months of Supply | | DOM | Benchmark | | Avg Price | |
|-------------------|-------|-------|--------------|-------|-----------|-------|------------------|-------|-----|-----------|-------|-----------|-------|
| | Avg | %Diff | Avg | %Diff | Avg | %Diff | Avg | %Diff | Avg | Avg | %Diff | Avg | %Diff |
| Total Residential | 22 | 11% | 47 | 16% | 43 | -30% | 9.89 | -49% | 80 | \$228,903 | 8% | \$268,558 | -19% |



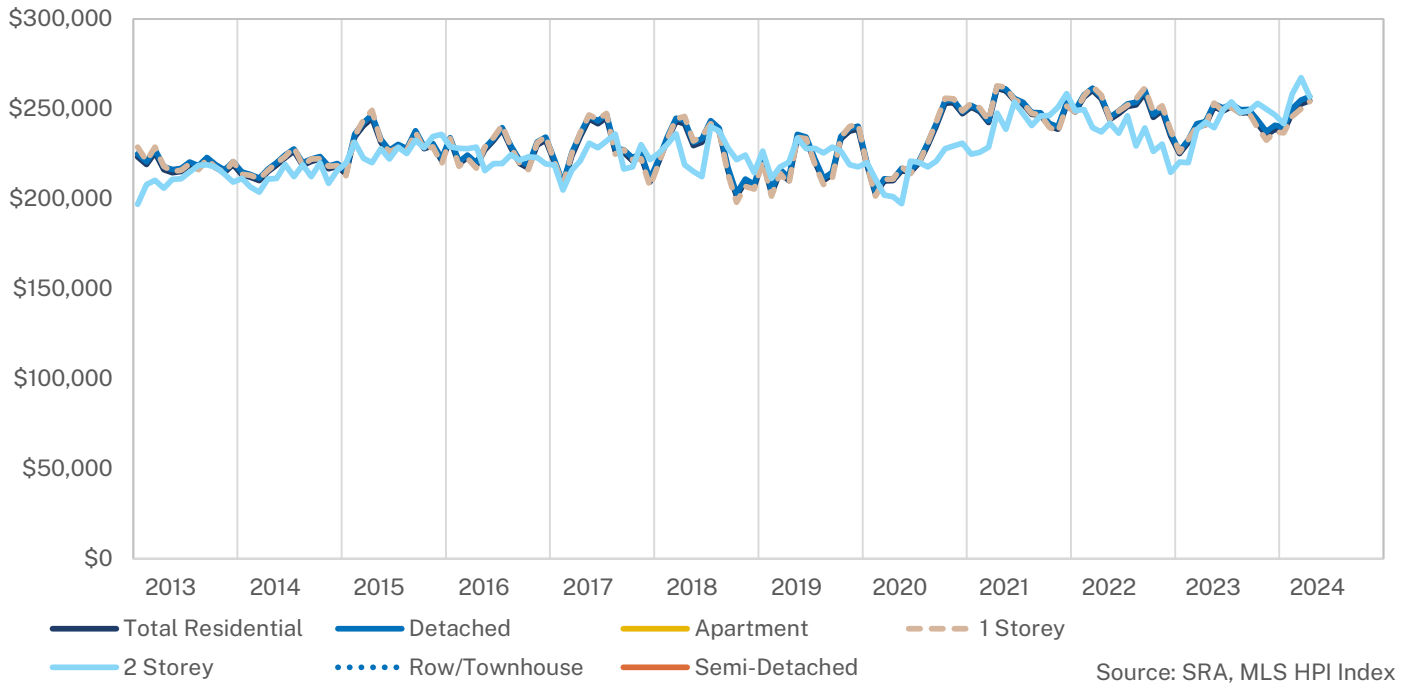


BATTLEFORD - APRIL 2024

Detached Pricing



Benchmark Price





BATTLEFORD - APRIL 2024

HPI Benchmark Attributes

| | Composite |
|--|------------------------|
| Bedrooms, Above Ground | 3 |
| Bathrooms, Full | 2 |
| Bathrooms, Half | 0 |
| Garage | Attached, Single width |
| Gross Living Area, Above Ground (Sq. Ft.) | 1151 |
| Lot Size | - |
| Fireplaces, Number of | 0 |
| Year Built | 1978 |
| April 2024 Benchmark Price | \$254,600 |
| Detached Share of Sales, Last 3 Years | 96% |
| Semi-Detached Share of Sales, Last 3 Years | - |
| Apartment Share of Sales, Last 3 Years | - |
| Townhouse Share of Sales, Last 3 Years | - |

| | Detached | 1 Storey | 2 Storey |
|---|------------------------|------------------------|------------------------|
| Bedrooms, Above Ground | 3 | 3 | 3 |
| Bathrooms, Full | 2 | 2 | 2 |
| Bathrooms, Half | 0 | 0 | 0 |
| Garage | Attached, Single width | Attached, Single width | Attached, Single width |
| Gross Living Area, Above Ground (Sq. Ft.) | 1147 | 1112 | 1471 |
| Lot Size | 7020 | 7117 | 6769 |
| Fireplaces, Number of | 0 | 0 | 0 |
| Year Built | 1977 | 1979 | 1969 |
| April 2024 Benchmark Price | \$256,900 | \$254,200 | \$256,800 |
| Share of Total Sales, Last 3 Years | 96% | 84% | 16% |

| | Semi-Detached | Row/Townhouse | Apartment |
|---|---------------|---------------|-----------|
| Bedrooms, Above Ground | - | - | - |
| Bathrooms, Full | - | - | - |
| Bathrooms, Half | - | - | - |
| Garage | - | - | - |
| Gross Living Area, Above Ground (Sq. Ft.) | - | - | - |
| Fireplaces, Number of | - | - | - |
| Year Built | - | - | - |
| April 2024 Benchmark Price | - | - | - |
| Share of Total Sales, Last 3 Years | - | - | - |

| BATTLEFORD | | | | | | | | | | | | | | | | | |
|-------------|-----------|-------------|--------------|-------------|-------------|-----------|-------------|------------------|-----------|--------------|-----------------|--------------|----------------|--------------|----------------|--------------|--------------|
| | Sales | Y/Y% | New Listings | Y/Y% | S/NL Ratio | Inventory | Y/Y% | Months of Supply | DOM | SP/LP | Benchmark Price | Y/Y% | Median Price | Y/Y% | Average Price | Y/Y% | Index |
| Jan-13 | - | -100% | 13 | 18% | - | 38 | 12% | - | - | - | 223,300 | 3.6% | - | - | - | - | 260.6 |
| Feb-13 | 3 | -40% | 12 | -45% | 0.25 | 45 | -2% | 15.00 | 41 | 98.6% | 219,100 | 3.6% | 209,900 | -18.0% | 229,133 | -11.3% | 255.7 |
| Mar-13 | 6 | -25% | 13 | -24% | 0.46 | 49 | 4% | 8.17 | 46 | 97.2% | 225,700 | 5.6% | 295,000 | 2.5% | 261,417 | -8.1% | 263.4 |
| Apr-13 | 9 | -25% | 26 | 4% | 0.35 | 60 | 13% | 6.67 | 48 | 96.9% | 216,200 | 1.8% | 252,000 | 7.3% | 253,056 | -3.9% | 252.3 |
| May-13 | 19 | 19% | 22 | -15% | 0.86 | 60 | 9% | 3.16 | 43 | 96.9% | 214,500 | -1.8% | 219,900 | -2.9% | 245,484 | -6.8% | 250.3 |
| Jun-13 | 8 | 0% | 12 | 50% | 0.67 | 60 | 43% | 7.50 | 76 | 97.9% | 215,200 | -0.9% | 275,500 | 21.7% | 265,747 | 12.4% | 251.1 |
| Jul-13 | 5 | -50% | 11 | -35% | 0.45 | 54 | 23% | 10.80 | 77 | 94.0% | 218,800 | -7.3% | 177,900 | -17.7% | 177,560 | -17.2% | 255.3 |
| Aug-13 | 9 | 0% | 12 | -8% | 0.75 | 45 | 7% | 5.00 | 32 | 95.6% | 216,600 | -2.7% | 171,000 | -31.9% | 212,711 | -17.1% | 252.7 |
| Sep-13 | 10 | 0% | 15 | 67% | 0.67 | 40 | 18% | 4.00 | 96 | 96.4% | 221,600 | 1.2% | 269,900 | 3.2% | 279,520 | 5.9% | 258.6 |
| Oct-13 | 11 | 120% | 18 | 29% | 0.61 | 38 | 9% | 3.45 | 40 | 96.3% | 217,300 | 2.4% | 170,000 | -39.7% | 198,991 | -27.1% | 253.6 |
| Nov-13 | 4 | -50% | 9 | 0% | 0.44 | 38 | 19% | 9.50 | 66 | 93.6% | 214,700 | 4.4% | 257,500 | 39.8% | 298,750 | 35.9% | 250.5 |
| Dec-13 | 3 | 0% | 6 | 0% | 0.50 | 34 | 13% | 11.33 | 37 | 100.9% | 219,100 | 4.3% | 185,000 | -22.9% | 235,000 | 13.9% | 255.7 |
| 2013 | 87 | -11% | 169 | -5% | 0.51 | 47 | 14% | 6.45 | 54 | 96.6% | 218,508 | 1.1% | 232,000 | -0.9% | 241,493 | -3.4% | 255.0 |
| Jan-14 | 7 | - | 11 | -15% | 0.64 | 31 | -18% | 4.43 | 68 | 95.5% | 213,400 | -4.4% | 318,000 | - | 285,343 | - | 249.0 |
| Feb-14 | 7 | 133% | 9 | -25% | 0.78 | 30 | -33% | 4.29 | 59 | 93.7% | 212,100 | -3.2% | 112,000 | -46.6% | 150,914 | -34.1% | 247.5 |
| Mar-14 | 10 | 67% | 16 | 23% | 0.63 | 29 | -41% | 2.90 | 64 | 95.9% | 210,100 | -6.9% | 218,500 | -25.6% | 194,590 | -25.6% | 245.2 |
| Apr-14 | 9 | 0% | 18 | -31% | 0.50 | 36 | -40% | 4.00 | 40 | 97.9% | 215,000 | -0.6% | 270,000 | 7.1% | 309,089 | 22.1% | 250.9 |
| May-14 | 15 | -21% | 28 | 27% | 0.54 | 43 | -28% | 2.87 | 37 | 96.9% | 218,800 | 2.0% | 315,000 | 43.2% | 318,767 | 29.9% | 255.3 |
| Jun-14 | 9 | 13% | 18 | 50% | 0.50 | 49 | -18% | 5.44 | 47 | 96.7% | 222,900 | 3.6% | 159,000 | -42.3% | 202,611 | -23.8% | 260.1 |
| Jul-14 | 9 | 80% | 12 | 9% | 0.75 | 44 | -19% | 4.89 | 46 | 96.4% | 226,500 | 3.5% | 242,500 | 36.3% | 259,933 | 46.4% | 264.3 |
| Aug-14 | 4 | -56% | 15 | 25% | 0.27 | 48 | 7% | 12.00 | 76 | 96.9% | 218,700 | 1.0% | 254,900 | 49.1% | 268,700 | 26.3% | 255.2 |
| Sep-14 | 14 | 40% | 9 | -40% | 1.56 | 39 | -3% | 2.79 | 58 | 96.2% | 220,800 | -0.4% | 214,750 | -20.4% | 258,457 | -7.5% | 257.6 |
| Oct-14 | 6 | -45% | 3 | -83% | 2.00 | 30 | -21% | 5.00 | 117 | 95.3% | 222,100 | 2.2% | 199,250 | 17.2% | 191,733 | -3.6% | 259.2 |
| Nov-14 | 7 | 75% | 7 | -22% | 1.00 | 28 | -26% | 4.00 | 87 | 94.6% | 216,800 | 1.0% | 164,000 | -36.3% | 189,286 | -36.6% | 253.0 |
| Dec-14 | 2 | -33% | 9 | 50% | 0.22 | 27 | -21% | 13.50 | 240 | 96.2% | 218,200 | -0.4% | 177,450 | -4.1% | 177,450 | -24.5% | 254.6 |
| 2014 | 99 | 14% | 155 | -8% | 0.64 | 36 | -23% | 4.38 | 62 | 96.3% | 217,950 | -0.3% | 239,900 | 3.4% | 244,943 | 1.4% | 254.3 |
| Jan-15 | 2 | -71% | 7 | -36% | 0.29 | 29 | -6% | 14.50 | 76 | 96.1% | 213,900 | 0.2% | 401,000 | 26.1% | 401,000 | 40.5% | 249.6 |
| Feb-15 | 5 | -29% | 11 | 22% | 0.45 | 31 | 3% | 6.20 | 49 | 95.4% | 234,500 | 10.6% | 213,000 | 90.2% | 235,600 | 56.1% | 273.6 |
| Mar-15 | 6 | -40% | 17 | 6% | 0.35 | 37 | 28% | 6.17 | 35 | 97.2% | 240,700 | 14.6% | 266,500 | 22.0% | 303,250 | 55.8% | 280.9 |
| Apr-15 | 5 | -44% | 13 | -28% | 0.38 | 44 | 22% | 8.80 | 17 | 95.6% | 244,900 | 13.9% | 220,000 | -18.5% | 226,500 | -26.7% | 285.8 |
| May-15 | 12 | -20% | 18 | -36% | 0.67 | 48 | 12% | 4.00 | 66 | 96.5% | 231,500 | 5.8% | 278,500 | -11.6% | 281,533 | -11.7% | 270.1 |
| Jun-15 | 8 | -11% | 21 | 17% | 0.38 | 49 | 0% | 6.13 | 72 | 96.8% | 225,400 | 1.1% | 271,500 | 70.8% | 253,900 | 25.3% | 263.0 |
| Jul-15 | 15 | 67% | 29 | 142% | 0.52 | 57 | 30% | 3.80 | 53 | 96.9% | 228,600 | 0.9% | 260,000 | 7.2% | 253,893 | -2.3% | 266.7 |
| Aug-15 | 12 | 200% | 14 | -7% | 0.86 | 52 | 8% | 4.33 | 51 | 95.7% | 226,700 | 3.7% | 330,000 | 29.5% | 350,650 | 30.5% | 264.5 |
| Sep-15 | 10 | -29% | 20 | 122% | 0.50 | 49 | 26% | 4.90 | 49 | 96.7% | 236,500 | 7.1% | 260,500 | 21.3% | 265,700 | 2.8% | 276.0 |
| Oct-15 | 9 | 50% | 9 | 200% | 1.00 | 46 | 53% | 5.11 | 67 | 92.5% | 227,900 | 2.6% | 250,000 | 25.5% | 257,167 | 34.1% | 265.9 |
| Nov-15 | 5 | -29% | 9 | 29% | 0.56 | 44 | 57% | 8.80 | 63 | 96.4% | 229,600 | 5.9% | 197,000 | 20.1% | 230,800 | 21.9% | 267.9 |
| Dec-15 | 4 | 100% | 4 | -56% | 1.00 | 38 | 41% | 9.50 | 73 | 96.7% | 221,400 | 1.5% | 229,250 | 29.2% | 219,625 | 23.8% | 258.3 |
| 2015 | 93 | -6% | 172 | 11% | 0.54 | 44 | 21% | 5.63 | 56 | 96.0% | 230,133 | 5.6% | 265,000 | 10.5% | 272,708 | 11.3% | 268.5 |
| Jan-16 | 2 | 0% | 4 | -43% | 0.50 | 37 | 28% | 18.50 | 164 | 98.6% | 232,900 | 8.9% | 290,000 | -27.7% | 290,000 | -27.7% | 271.8 |
| Feb-16 | 1 | -80% | 7 | -36% | 0.14 | 39 | 26% | 39.00 | 41 | 96.2% | 219,400 | -6.4% | 268,500 | 26.1% | 268,500 | 14.0% | 256.0 |
| Mar-16 | 7 | 17% | 14 | -18% | 0.50 | 42 | 14% | 6.00 | 80 | 92.7% | 223,100 | -7.3% | 222,000 | -16.7% | 165,357 | -45.5% | 260.3 |
| Apr-16 | 6 | 20% | 18 | 38% | 0.33 | 51 | 16% | 8.50 | 63 | 94.7% | 218,500 | -10.8% | 247,500 | 12.5% | 273,983 | 21.0% | 255.0 |
| May-16 | 10 | -17% | 17 | -6% | 0.59 | 50 | 4% | 5.00 | 66 | 97.6% | 227,300 | -1.8% | 351,250 | 26.1% | 303,890 | 7.9% | 265.2 |
| Jun-16 | 9 | 13% | 20 | -5% | 0.45 | 51 | 4% | 5.67 | 37 | 95.9% | 232,500 | 3.1% | 285,000 | 5.0% | 319,522 | 25.8% | 271.3 |
| Jul-16 | 11 | -27% | 14 | -52% | 0.79 | 44 | -23% | 4.00 | 83 | 98.2% | 238,600 | 4.4% | 227,000 | -12.7% | 235,545 | -7.2% | 278.4 |
| Aug-16 | 6 | -50% | 9 | -36% | 0.67 | 40 | -23% | 6.67 | 69 | 94.5% | 228,300 | 0.7% | 215,500 | -34.7% | 205,200 | -41.5% | 266.4 |
| Sep-16 | 10 | 0% | 14 | -30% | 0.71 | 35 | -29% | 3.50 | 63 | 96.3% | 219,700 | -7.1% | 345,200 | 32.5% | 314,090 | 18.2% | 256.4 |
| Oct-16 | 2 | -78% | 8 | -11% | 0.25 | 36 | -22% | 18.00 | 142 | 94.0% | 217,100 | -4.7% | 80,000 | -68.0% | 80,000 | -68.9% | 253.3 |
| Nov-16 | 6 | 20% | 5 | -44% | 1.20 | 32 | -27% | 5.33 | 56 | 96.9% | 230,000 | 0.2% | 230,000 | 16.8% | 266,000 | 15.3% | 268.4 |
| Dec-16 | 3 | -25% | 7 | 75% | 0.43 | 31 | -18% | 10.33 | 68 | 93.5% | 232,700 | 5.1% | 225,000 | -1.9% | 251,667 | 14.6% | 271.5 |
| 2016 | 73 | -22% | 137 | -20% | 0.53 | 41 | -7% | 6.68 | 70 | 96.2% | 226,675 | -1.5% | 250,000 | -5.7% | 260,803 | -4.4% | 264.5 |
| Jan-17 | 2 | 0% | 4 | 0% | 0.50 | 30 | -19% | 15.00 | 79 | 95.3% | 220,400 | -5.4% | 209,500 | -27.8% | 209,500 | -27.8% | 257.2 |
| Feb-17 | 4 | 300% | 15 | 114% | 0.27 | 40 | 3% | 10.00 | 48 | 93.1% | 207,200 | -5.6% | 380,000 | 41.5% | 347,875 | 29.6% | 241.8 |
| Mar-17 | 11 | 57% | 9 | -36% | 1.22 | 37 | -12% | 3.36 | 69 | 94.7% | 223,900 | 0.4% | 250,000 | 12.6% | 249,818 | 51.1% | 261.3 |
| Apr-17 | 7 | 17% | 13 | -28% | 0.54 | 36 | -29% | 5.14 | 98 | 97.1% | 234,600 | 7.4% | 420,000 | 69.7% | 414,714 | 51.4% | 273.7 |
| May-17 | 9 | -10% | 22 | 29% | 0.41 | 47 | -6% | 5.22 | 48 | 97.6% | 244,500 | 7.6% | 320,000 | -8.9% | 279,044 | -8.2% | 285.3 |
| Jun-17 | 6 | -33% | 10 | -50% | 0.60 | 48 | -6% | 8.00 | 59 | 97.6% | 241,800 | 4.0% | 315,000 | 10.5% | 321,483 | 0.6% | 282.1 |
| Jul-17 | 3 | -73% | 8 | -43% | 0.38 | 48 | 9% | 16.00 | 18 | 96.9% | 245,200 | 2.8% | 367,500 | 61.9% | 356,833 | 51.5% | 286.1 |
| Aug-17 | 3 | -50% | 20 | 122% | 0.15 | 53 | 33% | 17.67 | 45 | 95.7% | 226,500 | -0.8% | 256,000 | 18.8% | 272,667 | 32.9% | 264.3 |
| Sep-17 | 9 | -10% | 19 | 36% | 0.47 | 54 | 54% | 6.00 | 47 | 95.2% | 225,700 | 2.7% | 193,000 | -44.1% | 221,589 | -29.5% | 263.4 |
| Oct-17 | 4 | 100% | 10 | 25% | 0.40 | 53 | 47% | 13.25 | 73 | 96.8% | 221,200 | 1.9% | 183,750 | 129.7% | 241,875 | 202.3% | 258.1 |
| Nov-17 | 5 | -17% | 5 | 0% | 1.00 | 44 | 38% | 8.80 | 68 | 95.5% | 223,700 | -2.7% | 146,000 | -36.5% | 163,200 | -38.6% | 261.0 |
| Dec-17 | 5 | 67% | 5 | -29% | 1.00 | 36 | 16% | 7.20 | 75 | 94.8% | 209,300 | -10.1% | 149,000 | -33.8% | 198,500 | -21.1% | 244.2 |
| 2017 | 68 | -7% | 140 | 2% | 0.49 | 44 | 8% | 7.74 | 62 | 96.0% | 227,000 | 0.1% | 258,750 | 3.5% | 272,950 | 4.7% | 264.9 |
| Jan-18 | 6 | 200% | 19 | 375% | 0.32 | 46 | 53% | 7.67 | 85 | 92.4% | 220,100 | -0.1% | 200,000 | -4.5% | 246,417 | 17.6% | 256.8 |
| Feb-18 | 6 | 50% | 9 | -40% | 0.67 | 40 | 0% | 6.67 | 39 | 96.4% | 232,700 | 12.3% | 281,750 | -25.9% | 317,417 | -8.8% | 271.5 |
| Mar-18 | 3 | -73% | 9 | 0% | 0.33 | 43 | 16% | 14.33 | 120 | 95.5% | 243,200 | 8.6% | 420,000 | 68.0% | 364,250 | 45.8% | 283.8 |
| Apr-18 | 6 | -14% | 21 | 62% | 0.29 | 50 | 39% | 8.33 | 147 | 94.7% | 241,700 | 3.0% | 285,000 | -32.1% | 277,375 | -33.1% | 282.0 |
| May-18 | 1 | -89% | 19 | -14% | 0.05 | 66 | 40% | 66.00 | 75 | 98.1% | 229,600 | -6.1% | 358,000 | 11.9% | 358,000 | 28.3% | 267.9 |
| Jun-18 | 6 | 0% | 18 | 80% | 0.33 | 73 | 52% | 12.17 | 34 | 94.3% | 231,500 | -4.3% | 222,000 | -29.5% | 260,233 | -19.1% | 270.1 |
| Jul-18 | 3 | 0% | 14 | 75% | 0.21 | 75 | 56% | 25.00 | 118 | 98.8% | 241,500 | -1.5% | 475,000 | 29.3% | 444,000 | 24.4% | 281.8 |
| Aug-18 | 4 | 33% | 15 | -25% | 0.27 | 77 | 45% | 19.25 | 122 | 93.5% | 237,500 | 4.9% | 214,250 | -16.3% | 206,375 | -24.3% | 277.1 |
| Sep-18 | 8 | -11% | 15 | -21% | 0.53 | 70 | 3 | | | | | | | | | | |

| BATTLEFORD | | | | | | | | | | | | | | | | | |
|-------------|-----------|-------------|--------------|-----------------|-------------|-----------|-------------|------------------|------------|--------------|-----------------|--------------|----------------|--------------|----------------|--------------|--------------|
| | Sales | Y/Y% | New Listings | Y/Y% | S/NL Ratio | Inventory | Y/Y% | Months of Supply | DOM | SP/LP | Benchmark Price | Y/Y% | Median Price | Y/Y% | Average Price | Y/Y% | Index |
| Jan-19 | 2 | -67% | 10 | -47% | 0.20 | 60 | 30% | 30.00 | 83 | 93.5% | 221,500 | 0.6% | 257,000 | 28.5% | 257,000 | 4.3% | 258.5 |
| Feb-19 | 1 | -83% | 12 | 33% | 0.08 | 65 | 63% | 65.00 | 85 | 95.3% | 203,000 | -12.8% | 262,000 | -7.0% | 262,000 | -17.5% | 236.9 |
| Mar-19 | 2 | -33% | 11 | 22% | 0.18 | 69 | 60% | 34.50 | 63 | 96.1% | 214,800 | -11.7% | 116,200 | -72.3% | 116,200 | -68.1% | 250.6 |
| Apr-19 | 4 | -33% | 19 | -10% | 0.21 | 74 | 48% | 18.50 | 87 | 96.5% | 210,200 | -13.0% | 296,000 | 3.9% | 331,750 | 19.6% | 245.3 |
| May-19 | 10 | 900% | 15 | -21% | 0.67 | 71 | 8% | 7.10 | 84 | 95.1% | 234,100 | 2.0% | 273,250 | -23.7% | 327,200 | -8.6% | 273.2 |
| Jun-19 | 3 | -50% | 13 | -28% | 0.23 | 72 | -1% | 24.00 | 69 | 95.1% | 232,700 | 0.5% | 237,000 | 6.8% | 198,000 | -23.9% | 271.5 |
| Jul-19 | 6 | 100% | 13 | -7% | 0.46 | 72 | -4% | 12.00 | 61 | 96.5% | 220,400 | -8.7% | 239,000 | -49.7% | 256,333 | -42.3% | 257.2 |
| Aug-19 | 5 | 25% | 11 | -27% | 0.45 | 68 | -12% | 13.60 | 126 | 91.4% | 210,200 | -11.5% | 165,000 | -23.0% | 165,300 | -19.9% | 245.3 |
| Sep-19 | 4 | -50% | 11 | -27% | 0.36 | 68 | -3% | 17.00 | 104 | 93.8% | 213,600 | -1.0% | 312,500 | 54.7% | 328,000 | 40.2% | 249.2 |
| Oct-19 | 9 | 13% | 13 | 44% | 0.69 | 62 | 7% | 6.89 | 92 | 96.7% | 233,400 | 15.8% | 282,900 | 43.2% | 308,156 | 31.9% | 272.3 |
| Nov-19 | 8 | 100% | 12 | -29% | 0.67 | 55 | -14% | 6.88 | 129 | 95.4% | 237,800 | 13.5% | 197,000 | -13.4% | 207,000 | -21.4% | 277.5 |
| Dec-19 | - | -100% | 4 | 0% | - | 53 | -4% | - | - | - | 238,800 | 15.5% | - | - | - | - | 278.6 |
| 2019 | 54 | -11% | 144 | -15% | 0.38 | 66 | 10% | 14.61 | 93 | 95.3% | 222,542 | -1.5% | 248,500 | 13.0% | 264,950 | 1.2% | 259.7 |
| Jan-20 | 1 | -50% | 12 | 20% | 0.08 | 55 | -8% | 55.00 | 69 | 94.0% | 218,800 | -1.2% | 140,000 | -45.5% | 140,000 | -45.5% | 255.3 |
| Feb-20 | 4 | 300% | 12 | 0% | 0.33 | 58 | -11% | 14.50 | 22 | 97.1% | 202,700 | -0.1% | 164,500 | -37.2% | 197,625 | -24.6% | 236.5 |
| Mar-20 | 10 | 400% | 8 | -27% | 1.25 | 56 | -19% | 5.60 | 141 | 93.9% | 210,000 | -2.2% | 216,250 | 86.1% | 224,300 | 93.0% | 245.0 |
| Apr-20 | 1 | -75% | 8 | -58% | 0.13 | 58 | -22% | 58.00 | 15 | 100.0% | 210,100 | 0.0% | 189,900 | -35.8% | 189,900 | -42.8% | 245.2 |
| May-20 | 5 | -50% | 9 | -40% | 0.56 | 59 | -17% | 11.80 | 178 | 95.0% | 215,800 | -7.8% | 252,000 | -7.8% | 250,600 | -23.4% | 251.8 |
| Jun-20 | 12 | 300% | 11 | -15% | 1.09 | 54 | -25% | 4.50 | 125 | 96.3% | 214,700 | -7.7% | 275,000 | 16.0% | 264,083 | 33.4% | 250.5 |
| Jul-20 | 4 | -33% | 14 | 8% | 0.29 | 52 | -28% | 13.00 | 102 | 94.8% | 219,900 | -0.2% | 203,500 | -14.9% | 188,250 | -26.6% | 256.6 |
| Aug-20 | 10 | 100% | 22 | 100% | 0.45 | 60 | -12% | 6.00 | 79 | 97.0% | 229,800 | 9.3% | 304,500 | 84.5% | 318,370 | 92.6% | 268.1 |
| Sep-20 | 6 | 50% | 10 | -9% | 0.60 | 54 | -21% | 9.00 | 94 | 96.8% | 240,600 | 12.6% | 372,450 | 19.2% | 348,317 | 6.2% | 280.7 |
| Oct-20 | 6 | -33% | 9 | -31% | 0.67 | 50 | -19% | 8.33 | 127 | 93.3% | 253,200 | 8.5% | 233,750 | -17.4% | 254,583 | -17.4% | 295.4 |
| Nov-20 | 8 | 0% | 10 | -17% | 0.80 | 49 | -11% | 6.13 | 102 | 94.7% | 253,500 | 6.6% | 201,500 | 2.3% | 195,688 | -5.5% | 295.8 |
| Dec-20 | 6 | - | 2 | -50% | 3.00 | 40 | -25% | 6.67 | 73 | 97.6% | 247,300 | 3.6% | 324,250 | - | 308,917 | - | 288.6 |
| 2020 | 73 | 35% | 127 | -12% | 0.57 | 54 | -18% | 8.84 | 106 | 95.8% | 226,367 | 1.7% | 257,500 | 3.6% | 256,966 | -3.0% | 264.1 |
| Jan-21 | 9 | 800% | 9 | -25% | 1.00 | 37 | -33% | 4.11 | 88 | 95.8% | 251,100 | 14.8% | 295,000 | 110.7% | 297,889 | 112.8% | 293.0 |
| Feb-21 | 5 | 25% | 10 | -17% | 0.50 | 34 | -41% | 6.80 | 147 | 93.8% | 248,600 | 22.6% | 177,000 | 7.6% | 184,200 | -6.8% | 290.1 |
| Mar-21 | 14 | 40% | 17 | 113% | 0.82 | 33 | -41% | 2.36 | 85 | 97.5% | 242,500 | 15.5% | 257,500 | 19.1% | 284,193 | 26.7% | 283.0 |
| Apr-21 | 5 | 400% | 22 | 175% | 0.23 | 46 | -21% | 9.20 | 93 | 96.1% | 261,500 | 24.5% | 260,000 | 36.9% | 304,900 | 60.6% | 305.1 |
| May-21 | 12 | 140% | 15 | 67% | 0.80 | 46 | -22% | 3.83 | 107 | 97.4% | 260,000 | 20.5% | 355,000 | 40.9% | 326,017 | 30.1% | 303.4 |
| Jun-21 | 12 | 0% | 15 | 36% | 0.80 | 45 | -17% | 3.75 | 37 | 96.5% | 254,800 | 18.7% | 312,000 | 13.5% | 263,333 | -0.3% | 297.3 |
| Jul-21 | 8 | 100% | 14 | 0% | 0.57 | 48 | -8% | 6.00 | 50 | 96.4% | 252,600 | 14.9% | 232,000 | 14.0% | 241,550 | 28.3% | 294.7 |
| Aug-21 | 8 | -20% | 10 | -55% | 0.80 | 47 | -22% | 5.88 | 95 | 94.5% | 247,000 | 7.5% | 174,500 | -42.7% | 226,625 | -28.8% | 288.2 |
| Sep-21 | 4 | -33% | 10 | 0% | 0.40 | 45 | -17% | 11.25 | 64 | 96.5% | 246,500 | 2.5% | 179,563 | -51.8% | 215,781 | -38.1% | 287.6 |
| Oct-21 | 4 | -33% | 7 | -22% | 0.57 | 44 | -12% | 11.00 | 53 | 95.2% | 240,500 | -5.0% | 281,250 | 20.3% | 290,375 | 14.1% | 280.6 |
| Nov-21 | 4 | -50% | 11 | 10% | 0.36 | 49 | 0% | 12.25 | 17 | 97.2% | 238,700 | -5.8% | 247,450 | 22.8% | 302,475 | 54.6% | 278.5 |
| Dec-21 | 8 | 33% | 3 | 50% | 2.67 | 36 | -10% | 4.50 | 83 | 95.4% | 252,200 | 2.0% | 325,000 | 0.2% | 325,750 | 5.4% | 294.3 |
| 2021 | 93 | 27% | 143 | 13% | 0.65 | 43 | -21% | 5.48 | 78 | 96.3% | 249,667 | 10.3% | 260,000 | 1.0% | 277,025 | 7.8% | 291.3 |
| Jan-22 | 2 | -78% | 11 | 22% | 0.18 | 39 | 5% | 19.50 | 228 | 93.8% | 248,400 | -1.1% | 363,250 | 23.1% | 363,250 | 21.9% | 289.8 |
| Feb-22 | 3 | -40% | 12 | 20% | 0.25 | 46 | 35% | 15.33 | 109 | 96.4% | 256,600 | 3.2% | 240,000 | 35.6% | 235,967 | 28.1% | 299.4 |
| Mar-22 | 9 | -36% | 9 | -47% | 1.00 | 42 | 27% | 4.67 | 85 | 94.9% | 260,400 | 7.4% | 245,900 | -4.5% | 266,433 | -6.2% | 303.9 |
| Apr-22 | 11 | 120% | 12 | -45% | 0.92 | 39 | -15% | 3.55 | 71 | 95.6% | 255,700 | -2.2% | 230,000 | -11.5% | 284,091 | -6.8% | 298.4 |
| May-22 | 12 | 0% | 17 | 13% | 0.71 | 38 | -17% | 3.17 | 139 | 96.1% | 244,100 | -6.1% | 246,000 | -30.7% | 300,917 | -7.7% | 284.8 |
| Jun-22 | 10 | -17% | 15 | 0% | 0.67 | 36 | -20% | 3.60 | 57 | 96.9% | 247,400 | -2.9% | 399,950 | 28.2% | 390,080 | 48.1% | 288.7 |
| Jul-22 | 5 | -38% | 13 | -7% | 0.38 | 41 | -15% | 8.20 | 48 | 96.9% | 251,400 | -0.5% | 155,000 | -33.2% | 171,800 | -28.9% | 293.3 |
| Aug-22 | 8 | 0% | 11 | 10% | 0.73 | 41 | -13% | 5.13 | 75 | 94.5% | 252,300 | 2.1% | 122,750 | -29.7% | 182,175 | -19.6% | 294.4 |
| Sep-22 | 5 | 25% | 16 | 60% | 0.31 | 47 | 4% | 9.40 | 98 | 96.4% | 258,700 | 4.9% | 122,500 | -31.8% | 132,030 | -38.8% | 301.9 |
| Oct-22 | 3 | -25% | 10 | 43% | 0.30 | 46 | 5% | 15.33 | 53 | 96.9% | 245,300 | 2.0% | 239,000 | -15.0% | 245,000 | -15.6% | 286.2 |
| Nov-22 | 6 | 50% | 7 | -36% | 0.86 | 38 | -22% | 6.33 | 61 | 96.1% | 249,000 | 4.3% | 288,250 | 16.5% | 280,583 | -7.2% | 290.5 |
| Dec-22 | - | -100% | 2 | -33% | - | 36 | 0% | - | - | - | 235,000 | -6.8% | - | - | - | - | 274.2 |
| 2022 | 74 | -20% | 135 | -6% | 0.55 | 41 | -4% | 6.61 | 87 | 95.9% | 250,358 | 0.3% | 239,500 | -7.9% | 268,434 | -3.1% | 292.1 |
| Jan-23 | 4 | 100% | 5 | -55% | 0.80 | 35 | -10% | 8.75 | 144 | 90.5% | 225,300 | -9.3% | 244,500 | -32.7% | 307,250 | -15.4% | 262.9 |
| Feb-23 | 5 | 67% | 11 | -8% | 0.45 | 40 | -13% | 8.00 | 32 | 98.0% | 231,300 | -9.9% | 315,000 | 31.3% | 406,400 | 72.2% | 269.9 |
| Mar-23 | 5 | -44% | 10 | 11% | 0.50 | 41 | -2% | 8.20 | 71 | 97.0% | 240,000 | -7.8% | 465,000 | 89.1% | 405,000 | 52.0% | 280.0 |
| Apr-23 | 8 | -27% | 9 | -25% | 0.89 | 39 | 0% | 4.88 | 102 | 95.3% | 241,300 | -5.6% | 225,000 | -2.2% | 220,563 | -22.4% | 281.6 |
| May-23 | 9 | -25% | 8 | -53% | 1.13 | 32 | -16% | 3.56 | 112 | 96.4% | 251,300 | 2.9% | 249,000 | 1.2% | 291,639 | -3.1% | 293.2 |
| Jun-23 | 5 | -50% | 16 | 7% | 0.31 | 40 | 11% | 8.00 | 67 | 97.0% | 248,900 | 0.6% | 334,000 | -16.5% | 335,000 | -14.1% | 290.4 |
| Jul-23 | 6 | 20% | 14 | 8% | 0.43 | 46 | 12% | 7.67 | 94 | 96.6% | 251,200 | -0.1% | 265,000 | 71.0% | 296,500 | 72.6% | 293.1 |
| Aug-23 | 11 | 38% | 6 | -45% | 1.83 | 34 | -17% | 3.09 | 53 | 93.0% | 247,700 | -1.8% | 235,000 | 91.4% | 234,507 | 28.7% | 289.0 |
| Sep-23 | 7 | 40% | 8 | -50% | 0.88 | 29 | -38% | 4.14 | 90 | 93.7% | 248,100 | -4.1% | 197,000 | 60.8% | 204,000 | 54.5% | 289.5 |
| Oct-23 | 9 | 200% | 5 | -50% | 1.80 | 23 | -50% | 2.56 | 132 | 98.2% | 241,700 | -1.5% | 317,000 | 32.6% | 295,556 | 20.6% | 282.0 |
| Nov-23 | 5 | -17% | 7 | 0% | 0.71 | 22 | -42% | 4.40 | 63 | 90.1% | 235,300 | -5.5% | 103,000 | -64.3% | 139,580 | -50.3% | 274.6 |
| Dec-23 | 2 | - | 4 | 100% | 0.50 | 17 | -53% | 8.50 | 50 | 95.9% | 238,700 | 1.6% | 206,000 | - | 206,000 | - | 278.5 |
| 2023 | 76 | 3% | 103 | -24% | 0.74 | 33 | -19% | 5.24 | 87 | 95.6% | 241,733 | -3.4% | 247,000 | 3.1% | 275,088 | 2.5% | 282.1 |
| Jan-24 | 4 | 0% | 18 | 260% | 0.22 | 24 | -31% | 6.00 | 41 | 96.5% | 237,500 | 5.4% | 188,700 | -22.8% | 230,350 | -25.0% | 277.1 |
| Feb-24 | 7 | 40% | 11 | 0% | 0.64 | 28 | -30% | 4.00 | 23 | 96.7% | 247,900 | 7.2% | 266,900 | -15.3% | 248,771 | -38.8% | 289.3 |
| Mar-24 | 5 | 0% | 7 | -30% | 0.71 | 30 | -27% | 6.00 | 57 | 93.2% | 252,800 | 5.3% | 195,000 | -58.1% | 160,000 | -60.5% | 295.0 |
| Apr-24 | 8 | 0% | 19 | 111% | 0.42 | 39 | 0% | 4.88 | 127 | 94.0% | 254,600 | 5.5% | 208,000 | -7.6% | 219,625 | -0.4% | 297.1 |
| May-24 | | | | | | | | | | | | | | | | | |
| Jun-24 | | | | | | | | | | | | | | | | | |
| Jul-24 | | | | | | | | | | | | | | | | | |
| Aug-24 | | | | | | | | | | | | | | | | | |
| Sep-24 | | | | | | | | | | | | | | | | | |
| Oct-24 | | | | | | | | | | | | | | | | | |
| Nov-24 | | | | | | | | | | | | | | | | | |
| Dec-24 | | | | | | | | | | | | | | | | | |
| 2024 | 24 | 9% | 55 | 57%</ | | | | | | | | | | | | | |

BATTLEFORD

| | Sales | Y/Y% | New Listings | Y/Y% | S/NL Ratio | Inventory | Y/Y% | Months of Supply | DOM | SP/LP | Benchmark Price | Y/Y% | Median Price | Y/Y% | Average Price | Y/Y% | Index |
|-------------|-----------|-------------|--------------|-------------|-------------|-----------|-------------|------------------|-----------|--------------|-----------------|--------------|----------------|--------------|----------------|--------------|--------------|
| Jan-13 | - | -100% | 11 | 0% | - | 30 | -6% | - | - | - | 225,100 | 3.6% | - | - | - | - | 259.3 |
| Feb-13 | 2 | -60% | 10 | -47% | 0.20 | 36 | -12% | 18.00 | 13 | 100.0% | 220,600 | 3.7% | 238,750 | -6.7% | 238,750 | -7.5% | 254.1 |
| Mar-13 | 6 | -25% | 12 | -25% | 0.50 | 40 | -7% | 6.67 | 46 | 97.2% | 227,400 | 5.7% | 295,000 | 2.5% | 261,417 | -8.1% | 262.0 |
| Apr-13 | 7 | -42% | 24 | 14% | 0.29 | 51 | 13% | 7.29 | 49 | 96.9% | 217,900 | 1.9% | 307,000 | 30.7% | 274,286 | 4.2% | 251.0 |
| May-13 | 18 | 20% | 22 | -4% | 0.82 | 52 | 13% | 2.89 | 44 | 96.8% | 216,300 | -1.6% | 225,500 | -4.0% | 246,906 | -9.8% | 249.2 |
| Jun-13 | 7 | 17% | 12 | 140% | 0.58 | 53 | 51% | 7.57 | 41 | 97.6% | 216,900 | -0.8% | 310,000 | 36.9% | 279,629 | 11.6% | 249.9 |
| Jul-13 | 4 | -43% | 9 | -25% | 0.44 | 49 | 36% | 12.25 | 32 | 96.0% | 220,500 | -7.2% | 208,900 | -14.7% | 218,200 | -16.3% | 254.0 |
| Aug-13 | 9 | 125% | 10 | -17% | 0.90 | 38 | 0% | 4.22 | 32 | 95.6% | 218,500 | -2.5% | 171,000 | -55.4% | 212,711 | -44.4% | 251.7 |
| Sep-13 | 8 | -11% | 13 | 44% | 0.62 | 34 | 10% | 4.25 | 114 | 96.5% | 223,000 | 1.0% | 306,200 | 4.5% | 315,788 | 9.8% | 256.9 |
| Oct-13 | 11 | 175% | 17 | 55% | 0.65 | 33 | 10% | 3.00 | 40 | 96.3% | 218,900 | 2.3% | 170,000 | -33.3% | 198,991 | -26.4% | 252.2 |
| Nov-13 | 4 | -50% | 9 | 29% | 0.44 | 33 | 32% | 8.25 | 66 | 93.6% | 216,100 | 4.3% | 257,500 | 39.8% | 298,750 | 35.9% | 249.0 |
| Dec-13 | 3 | 50% | 6 | 0% | 0.50 | 31 | 29% | 10.33 | 37 | 100.9% | 220,600 | 4.2% | 185,000 | -36.5% | 235,000 | -19.4% | 254.1 |
| 2013 | 79 | -6% | 155 | 2% | 0.51 | 40 | 13% | 6.08 | 49 | 96.7% | 220,150 | 1.1% | 239,900 | 0.5% | 250,254 | -6.7% | 253.6 |
| Jan-14 | 6 | - | 6 | -45% | 1.00 | 25 | -17% | 4.17 | 75 | 95.4% | 214,900 | -4.5% | 348,950 | - | 326,733 | - | 247.6 |
| Feb-14 | 5 | 150% | 6 | -40% | 0.83 | 23 | -36% | 4.60 | 76 | 93.6% | 213,600 | -3.2% | 116,000 | -51.4% | 173,980 | -27.1% | 246.1 |
| Mar-14 | 6 | 0% | 12 | 0% | 0.50 | 22 | -45% | 3.67 | 54 | 95.8% | 211,600 | -6.9% | 236,250 | -19.9% | 207,067 | -20.8% | 243.8 |
| Apr-14 | 8 | 14% | 16 | -33% | 0.50 | 29 | -43% | 3.63 | 44 | 97.7% | 216,400 | -0.7% | 311,000 | 1.3% | 320,238 | 16.8% | 249.3 |
| May-14 | 14 | -22% | 23 | 5% | 0.61 | 33 | -37% | 2.36 | 39 | 96.9% | 220,100 | 1.8% | 317,500 | 40.8% | 321,893 | 30.4% | 253.6 |
| Jun-14 | 6 | -14% | 17 | 42% | 0.35 | 42 | -21% | 7.00 | 32 | 96.6% | 224,400 | 3.5% | 211,750 | -31.7% | 235,250 | -15.9% | 258.5 |
| Jul-14 | 9 | 125% | 11 | 22% | 0.82 | 38 | -22% | 4.22 | 46 | 96.4% | 227,700 | 3.3% | 242,500 | 16.1% | 259,933 | 19.1% | 262.3 |
| Aug-14 | 4 | -56% | 10 | 0% | 0.40 | 39 | 3% | 9.75 | 76 | 96.9% | 220,200 | 0.8% | 254,900 | 49.1% | 268,700 | 26.3% | 253.7 |
| Sep-14 | 13 | 63% | 9 | -31% | 1.44 | 33 | -3% | 2.54 | 60 | 96.3% | 222,200 | -0.4% | 237,500 | -22.4% | 271,954 | -13.9% | 256.0 |
| Oct-14 | 5 | -55% | 2 | -88% | 2.50 | 24 | -27% | 4.80 | 128 | 95.8% | 223,600 | 2.1% | 226,000 | 32.9% | 219,280 | 10.2% | 257.6 |
| Nov-14 | 6 | 50% | 7 | -22% | 0.86 | 23 | -30% | 3.83 | 97 | 95.1% | 218,300 | 1.0% | 198,000 | -23.1% | 214,167 | -28.3% | 251.5 |
| Dec-14 | 1 | -67% | 6 | 0% | 0.17 | 20 | -35% | 20.00 | 269 | 95.9% | 219,600 | -0.5% | 230,000 | 24.3% | 230,000 | -2.1% | 253.0 |
| 2014 | 83 | 5% | 125 | -19% | 0.66 | 29 | -27% | 4.23 | 63 | 96.3% | 219,383 | -0.3% | 249,900 | 4.2% | 266,429 | 6.5% | 252.8 |
| Jan-15 | 2 | -67% | 6 | 0% | 0.33 | 21 | -16% | 10.50 | 77 | 96.1% | 215,500 | 0.3% | 401,000 | 14.9% | 401,000 | 22.7% | 248.3 |
| Feb-15 | 3 | -40% | 6 | 0% | 0.50 | 21 | -9% | 7.00 | 47 | 96.3% | 236,100 | 10.5% | 320,000 | 175.9% | 361,000 | 107.5% | 272.0 |
| Mar-15 | 6 | 0% | 16 | 33% | 0.38 | 28 | 27% | 4.67 | 35 | 97.2% | 242,500 | 14.6% | 266,500 | 12.8% | 303,250 | 46.5% | 279.4 |
| Apr-15 | 4 | -50% | 11 | -31% | 0.36 | 34 | 17% | 8.50 | 13 | 95.6% | 246,700 | 14.0% | 228,750 | -26.4% | 228,125 | -28.8% | 284.2 |
| May-15 | 8 | -43% | 14 | -39% | 0.57 | 39 | 18% | 4.88 | 61 | 97.2% | 233,100 | 5.9% | 330,700 | 4.2% | 342,113 | 6.3% | 268.5 |
| Jun-15 | 6 | 0% | 18 | 6% | 0.33 | 41 | -2% | 6.83 | 88 | 97.2% | 227,100 | 1.2% | 288,450 | 36.2% | 311,700 | 32.5% | 261.6 |
| Jul-15 | 14 | 56% | 26 | 136% | 0.54 | 48 | 26% | 3.43 | 55 | 96.9% | 230,300 | 1.1% | 260,000 | 7.2% | 265,600 | 2.2% | 265.3 |
| Aug-15 | 9 | 125% | 10 | 0% | 0.90 | 43 | 10% | 4.78 | 58 | 95.8% | 228,000 | 3.5% | 334,900 | 31.4% | 383,767 | 42.8% | 262.7 |
| Sep-15 | 8 | -38% | 18 | 100% | 0.44 | 42 | 27% | 5.25 | 56 | 97.1% | 237,900 | 7.1% | 260,500 | 9.7% | 256,500 | -5.7% | 274.1 |
| Oct-15 | 8 | 60% | 7 | 250% | 1.14 | 38 | 58% | 4.75 | 45 | 92.6% | 229,100 | 2.5% | 294,500 | 30.3% | 282,750 | 28.9% | 263.9 |
| Nov-15 | 3 | -50% | 8 | 14% | 0.38 | 37 | 61% | 12.33 | 43 | 96.4% | 230,800 | 5.7% | 197,000 | -0.5% | 270,667 | 26.4% | 265.9 |
| Dec-15 | 3 | 200% | 4 | -33% | 0.75 | 32 | 60% | 10.67 | 43 | 96.7% | 222,600 | 1.4% | 212,000 | -7.8% | 210,667 | -8.4% | 256.5 |
| 2015 | 74 | -11% | 144 | 15% | 0.51 | 35 | 21% | 5.73 | 53 | 96.2% | 231,642 | 5.6% | 275,000 | 10.0% | 299,384 | 12.4% | 266.9 |
| Jan-16 | 1 | -50% | 4 | -33% | 0.25 | 34 | 62% | 34.00 | 137 | 99.5% | 234,000 | 8.6% | 218,000 | -45.6% | 218,000 | -45.6% | 269.6 |
| Feb-16 | 1 | -67% | 4 | -33% | 0.25 | 33 | 57% | 33.00 | 41 | 96.2% | 220,600 | -6.6% | 268,500 | -16.1% | 268,500 | -25.6% | 254.1 |
| Mar-16 | 4 | -33% | 13 | -19% | 0.31 | 38 | 36% | 9.50 | 84 | 93.6% | 224,400 | -7.5% | 245,500 | -7.9% | 212,750 | -29.8% | 258.5 |
| Apr-16 | 6 | 50% | 16 | 45% | 0.38 | 45 | 32% | 7.50 | 63 | 94.7% | 219,900 | -10.9% | 247,500 | 8.2% | 273,983 | 20.1% | 253.3 |
| May-16 | 8 | 0% | 11 | -21% | 0.73 | 41 | 5% | 5.13 | 75 | 97.9% | 228,400 | -2.0% | 363,700 | 10.0% | 348,300 | 1.8% | 263.1 |
| Jun-16 | 7 | 17% | 17 | -6% | 0.41 | 42 | 2% | 6.00 | 27 | 95.8% | 233,500 | 2.8% | 295,000 | 2.3% | 353,143 | 13.3% | 269.0 |
| Jul-16 | 9 | -36% | 14 | -46% | 0.64 | 38 | -21% | 4.22 | 59 | 97.4% | 239,600 | 4.0% | 227,000 | -12.7% | 238,500 | -10.2% | 276.0 |
| Aug-16 | 4 | -56% | 5 | -50% | 0.80 | 36 | -16% | 9.00 | 81 | 94.1% | 229,500 | 0.7% | 221,500 | -33.9% | 232,300 | -39.5% | 264.4 |
| Sep-16 | 10 | 25% | 13 | -28% | 0.77 | 30 | -29% | 3.00 | 63 | 96.3% | 221,300 | -7.0% | 345,200 | 32.5% | 314,090 | 22.5% | 255.0 |
| Oct-16 | 1 | -88% | 7 | 0% | 0.14 | 31 | -18% | 31.00 | 171 | 83.6% | 218,700 | -4.5% | 30,000 | -89.8% | 30,000 | -89.4% | 252.0 |
| Nov-16 | 5 | 67% | 5 | -38% | 1.00 | 28 | -24% | 5.60 | 58 | 97.0% | 231,600 | 0.3% | 210,000 | 6.6% | 269,200 | -0.5% | 266.8 |
| Dec-16 | 3 | 0% | 5 | 25% | 0.60 | 25 | -22% | 8.33 | 68 | 93.5% | 234,400 | 5.3% | 225,000 | 6.1% | 251,667 | 19.5% | 270.0 |
| 2016 | 59 | -20% | 114 | -21% | 0.52 | 35 | -1% | 7.14 | 65 | 96.1% | 227,992 | -1.6% | 265,000 | -3.6% | 281,142 | -6.1% | 262.7 |
| Jan-17 | 1 | 0% | 1 | -75% | 1.00 | 22 | -35% | 22.00 | 123 | 95.5% | 221,900 | -5.2% | 229,000 | 5.0% | 229,000 | 5.0% | 255.6 |
| Feb-17 | 4 | 300% | 12 | 200% | 0.33 | 29 | -12% | 7.25 | 48 | 93.1% | 208,700 | -5.4% | 380,000 | 41.5% | 347,875 | 29.6% | 240.4 |
| Mar-17 | 9 | 125% | 8 | -38% | 1.13 | 27 | -29% | 3.00 | 81 | 94.3% | 225,500 | 0.5% | 261,500 | 6.5% | 254,222 | 19.5% | 259.8 |
| Apr-17 | 6 | 0% | 9 | -44% | 0.67 | 24 | -47% | 4.00 | 113 | 97.0% | 236,200 | 7.4% | 422,500 | 70.7% | 420,000 | 53.3% | 272.1 |
| May-17 | 8 | 0% | 21 | 91% | 0.38 | 36 | -12% | 4.50 | 36 | 97.9% | 246,100 | 7.7% | 322,450 | -11.3% | 298,425 | -14.3% | 283.5 |
| Jun-17 | 6 | -14% | 6 | -65% | 1.00 | 34 | -19% | 5.67 | 59 | 97.6% | 243,300 | 4.2% | 315,000 | 6.8% | 321,483 | -9.0% | 280.3 |
| Jul-17 | 3 | -67% | 7 | -50% | 0.43 | 35 | -8% | 11.67 | 18 | 96.9% | 247,000 | 3.1% | 367,500 | 61.9% | 356,833 | 49.6% | 284.6 |
| Aug-17 | 3 | -25% | 13 | 160% | 0.23 | 36 | 0% | 12.00 | 45 | 95.7% | 228,200 | -0.6% | 256,000 | 15.6% | 272,667 | 17.4% | 262.9 |
| Sep-17 | 7 | -30% | 16 | 23% | 0.44 | 37 | 23% | 5.29 | 40 | 94.7% | 227,300 | 2.7% | 220,000 | -36.3% | 241,357 | -23.2% | 261.9 |
| Oct-17 | 3 | 200% | 8 | 14% | 0.38 | 36 | 16% | 12.00 | 64 | 96.6% | 222,900 | 1.9% | 182,500 | 508.3% | 260,833 | 769.4% | 256.8 |
| Nov-17 | 4 | -20% | 5 | 0% | 0.80 | 29 | 4% | 7.25 | 48 | 95.7% | 225,400 | -2.7% | 157,500 | -25.0% | 185,250 | -31.2% | 259.7 |
| Dec-17 | 4 | 33% | 4 | -20% | 1.00 | 23 | -8% | 5.75 | 82 | 94.2% | 211,000 | -10.0% | 111,250 | -50.6% | 180,625 | -28.2% | 243.1 |
| 2017 | 58 | -2% | 110 | -4% | 0.53 | 31 | -13% | 6.34 | 61 | 95.9% | 228,625 | 0.3% | 273,200 | 3.1% | 285,669 | 1.6% | 263.4 |
| Jan-18 | 5 | 400% | 12 | 1100% | 0.42 | 28 | 27% | 5.60 | 59 | 91.6% | 221,700 | -0.1% | 195,000 | -14.8% | 243,700 | 6.4% | 255.4 |
| Feb-18 | 6 | 50% | 8 | -33% | 0.75 | 24 | -17% | 4.00 | 39 | 96.4% | 234,400 | 12.3% | 281,750 | -25.9% | 317,417 | -8.8% | 270.0 |
| Mar-18 | 2 | -78% | 6 | -25% | 0.33 | 27 | 0% | 13.50 | 115 | 96.1% | 244,900 | 8.6% | 336,375 | 28.6% | 336,375 | 32.3% | 282.1 |
| Apr-18 | 3 | -50% | 16 | 78% | 0.19 | 36 | 50% | 12.00 | 129 | 94.9% | 243,600 | 3.1% | 350,000 | -17.2% | 363,333 | -13.5% | 280.6 |
| May-18 | - | -100% | 8 | -62% | - | 42 | 17% | - | - | - | 231,400 | -6.0% | - | - | - | - | 266.6 |
| Jun-18 | 5 | -17% | 14 | 133% | 0.36 | 46 | 35% | 9.20 | 39 | 94.4% | 233,300 | -4.1% | 224,000 | -28.9% | 268,280 | -16.5% | 268.8 |
| Jul-18 | 2 | -33% | 12 | 71% | 0.17 | 50 | 43% | 25.00 | 149 | 99.7% | 243,400 | -1.5% | 607,500 | 65.3% | 607,500 | 70.2% | 280.4 |
| Aug-18 | 2 | -33% | 14 | 8% | 0.14 | 57 | 58% | 28.50 | 91 | 94.4% | 239,300 | 4.9% | 214,250 | -16.3% | 214,250 | -21.4% | 275.7 |
| Sep-18 | 6 | -14% | 9 | -44% | 0.67 | 49 | 32% | 8.17 | 139 | 94.3% | 2 | | | | | | |

| BATTLEFORD | | | | | | | | | | | | | | | | | |
|-------------|-----------|-------------|--------------|-------------|-------------|-----------|----------------|------------------|------------|--------------|-----------------|--------------|----------------|---------------|----------------|--------------|--------------|
| | Sales | Y/Y% | New Listings | Y/Y% | S/NL Ratio | Inventory | Y/Y% | Months of Supply | DOM | SP/LP | Benchmark Price | Y/Y% | Median Price | Y/Y% | Average Price | Y/Y% | Index |
| Jan-19 | 2 | -60% | 7 | -42% | 0.29 | 37 | 32% | 18.50 | 83 | 93.5% | 223,400 | 0.8% | 257,000 | 31.8% | 257,000 | 5.5% | 257.4 |
| Feb-19 | 1 | -83% | 10 | 25% | 0.10 | 41 | 71% | 41.00 | 85 | 95.3% | 204,600 | -12.7% | 262,000 | -7.0% | 262,000 | -17.5% | 235.7 |
| Mar-19 | 1 | -50% | 7 | 17% | 0.14 | 45 | 67% | 45.00 | 63 | 93.7% | 216,500 | -11.6% | 29,900 | -91.1% | 29,900 | -91.1% | 249.4 |
| Apr-19 | 4 | 33% | 18 | 13% | 0.22 | 52 | 44% | 13.00 | 87 | 96.5% | 211,900 | -13.0% | 296,000 | -15.4% | 331,750 | -8.7% | 244.1 |
| May-19 | 9 | - | 12 | 50% | 0.75 | 52 | 24% | 5.78 | 85 | 95.0% | 235,800 | 1.9% | 276,500 | - | 333,556 | - | 271.7 |
| Jun-19 | 3 | -40% | 7 | -50% | 0.43 | 49 | 7% | 16.33 | 69 | 95.1% | 234,400 | 0.5% | 237,000 | 5.8% | 198,000 | -26.2% | 270.0 |
| Jul-19 | 5 | 150% | 13 | 8% | 0.38 | 51 | 2% | 10.20 | 37 | 96.7% | 222,000 | -8.8% | 230,000 | -62.1% | 258,000 | -57.5% | 255.8 |
| Aug-19 | 4 | 100% | 10 | -29% | 0.40 | 51 | -11% | 12.75 | 71 | 93.2% | 211,600 | -11.6% | 190,750 | -11.0% | 199,125 | -7.1% | 243.8 |
| Sep-19 | 4 | -33% | 8 | -11% | 0.50 | 53 | 8% | 13.25 | 104 | 93.8% | 214,800 | -1.2% | 312,500 | 71.2% | 328,000 | 58.3% | 247.5 |
| Oct-19 | 8 | 33% | 12 | 33% | 0.67 | 48 | 14% | 6.00 | 87 | 96.6% | 234,600 | 15.5% | 167,450 | 60.2% | 321,050 | 43.9% | 270.3 |
| Nov-19 | 6 | 50% | 4 | -43% | 1.50 | 38 | -5% | 6.33 | 145 | 95.2% | 239,300 | 13.4% | 197,500 | -13.2% | 212,833 | -19.2% | 275.7 |
| Dec-19 | - | -100% | 4 | 0% | - | 39 | 11% | - | - | - | 240,400 | 15.5% | - | - | - | - | 277.0 |
| 2019 | 47 | 7% | 112 | -6% | 0.42 | 46 | 17% | 11.83 | 87 | 95.4% | 224,108 | -1.5% | 252,000 | 16.1% | 276,017 | 1.4% | 258.2 |
| Jan-20 | 1 | -50% | 8 | 14% | 0.13 | 37 | 0% | 37.00 | 69 | 94.0% | 220,100 | -1.5% | 140,000 | -45.5% | 140,000 | -45.5% | 253.6 |
| Feb-20 | 3 | 200% | 9 | -10% | 0.33 | 41 | 0% | 13.67 | 25 | 97.6% | 203,800 | -0.4% | 200,000 | -23.7% | 238,667 | -8.9% | 234.8 |
| Mar-20 | 9 | 800% | 6 | -14% | 1.50 | 38 | -16% | 4.22 | 138 | 94.6% | 211,200 | -2.4% | 232,500 | 677.6% | 245,333 | 720.5% | 243.3 |
| Apr-20 | 1 | -75% | 8 | -56% | 0.13 | 40 | -23% | 40.00 | 15 | 100.0% | 211,000 | -0.4% | 189,900 | -35.8% | 189,900 | -42.8% | 243.1 |
| May-20 | 3 | -67% | 5 | -58% | 0.60 | 39 | -25% | 13.00 | 228 | 96.1% | 217,000 | -8.0% | 375,000 | 35.6% | 270,333 | -19.0% | 250.0 |
| Jun-20 | 8 | 167% | 9 | 29% | 0.89 | 36 | -27% | 4.50 | 154 | 93.5% | 215,800 | -7.9% | 262,250 | 10.7% | 255,313 | 28.9% | 248.6 |
| Jul-20 | 3 | -40% | 11 | -15% | 0.27 | 39 | -24% | 13.00 | 112 | 95.3% | 221,000 | -0.5% | 232,000 | 0.9% | 220,667 | -14.5% | 254.6 |
| Aug-20 | 8 | 100% | 10 | 0% | 0.80 | 39 | -24% | 4.88 | 93 | 96.8% | 231,100 | 9.2% | 340,000 | 78.2% | 330,025 | 65.7% | 266.2 |
| Sep-20 | 5 | 25% | 5 | -38% | 1.00 | 33 | -38% | 6.60 | 106 | 96.1% | 242,000 | 12.7% | 385,000 | 23.2% | 346,000 | 5.5% | 278.8 |
| Oct-20 | 5 | -38% | 9 | -25% | 0.56 | 32 | -33% | 6.40 | 146 | 93.6% | 254,700 | 8.6% | 257,500 | -18.6% | 296,500 | -7.6% | 293.4 |
| Nov-20 | 5 | -17% | 7 | 75% | 0.71 | 33 | -13% | 6.60 | 77 | 95.8% | 254,800 | 6.5% | 255,000 | 29.1% | 231,300 | 8.7% | 293.5 |
| Dec-20 | 5 | - | 1 | -75% | 5.00 | 26 | -33% | 5.20 | 61 | 97.8% | 248,400 | 3.3% | 251,500 | - | 291,300 | - | 286.2 |
| 2020 | 56 | 19% | 88 | -21% | 0.64 | 36 | -22% | 7.73 | 113 | 95.6% | 227,575 | 1.5% | 261,250 | 3.7% | 272,055 | -1.4% | 262.2 |
| Jan-21 | 6 | 500% | 8 | 0% | 0.75 | 26 | -30% | 4.33 | 97 | 94.8% | 252,000 | 14.5% | 324,500 | 131.8% | 342,667 | 144.8% | 290.3 |
| Feb-21 | 2 | -33% | 9 | 0% | 0.22 | 27 | -34% | 13.50 | 104 | 94.1% | 249,500 | 22.4% | 165,500 | -17.3% | 165,500 | -30.7% | 287.4 |
| Mar-21 | 12 | 33% | 15 | 150% | 0.80 | 26 | -32% | 2.17 | 80 | 97.8% | 243,500 | 15.3% | 263,000 | 13.1% | 312,983 | 27.6% | 280.5 |
| Apr-21 | 4 | 300% | 18 | 125% | 0.22 | 36 | -10% | 9.00 | 116 | 96.5% | 262,500 | 24.4% | 352,000 | 85.4% | 370,625 | 95.2% | 302.4 |
| May-21 | 8 | 167% | 12 | 140% | 0.67 | 37 | -5% | 4.63 | 84 | 96.6% | 261,000 | 20.3% | 378,450 | 0.9% | 331,400 | 22.6% | 300.7 |
| Jun-21 | 9 | 13% | 8 | -11% | 1.13 | 34 | -6% | 3.78 | 39 | 96.3% | 255,800 | 18.5% | 320,000 | 22.0% | 289,667 | 13.5% | 294.7 |
| Jul-21 | 7 | 133% | 10 | -9% | 0.70 | 35 | -10% | 5.00 | 52 | 96.9% | 253,600 | 14.8% | 242,000 | 4.3% | 244,343 | 10.7% | 292.2 |
| Aug-21 | 6 | -25% | 7 | -30% | 0.86 | 33 | -15% | 5.50 | 62 | 94.6% | 248,100 | 7.4% | 174,500 | -48.7% | 222,333 | -32.6% | 285.8 |
| Sep-21 | 3 | -40% | 7 | 40% | 0.43 | 30 | -9% | 10.00 | 63 | 97.1% | 247,800 | 2.4% | 204,900 | -46.8% | 236,300 | -31.7% | 285.5 |
| Oct-21 | 4 | -20% | 6 | -33% | 0.67 | 28 | -13% | 7.00 | 53 | 95.2% | 241,900 | -5.0% | 281,250 | 9.2% | 290,375 | -2.1% | 278.7 |
| Nov-21 | 4 | -20% | 10 | 43% | 0.40 | 33 | 0% | 8.25 | 17 | 97.2% | 240,100 | -5.8% | 247,450 | -3.0% | 302,475 | 30.8% | 276.6 |
| Dec-21 | 6 | 20% | 2 | 100% | 3.00 | 24 | -8% | 4.00 | 49 | 95.9% | 253,400 | 2.0% | 333,000 | 32.4% | 346,500 | 18.9% | 291.9 |
| 2021 | 71 | 27% | 112 | 27% | 0.63 | 31 | -15% | 5.20 | 67 | 96.4% | 250,767 | 10.2% | 285,000 | 9.1% | 297,003 | 9.2% | 288.9 |
| Jan-22 | 2 | -67% | 7 | -13% | 0.29 | 25 | -4% | 12.50 | 228 | 93.8% | 249,400 | -1.0% | 363,250 | 11.9% | 363,250 | 6.0% | 287.3 |
| Feb-22 | 3 | 50% | 11 | 22% | 0.27 | 31 | 15% | 10.33 | 109 | 96.4% | 257,800 | 3.3% | 240,000 | 45.0% | 235,967 | 42.6% | 297.0 |
| Mar-22 | 8 | -33% | 6 | -60% | 1.33 | 25 | -4% | 3.13 | 69 | 94.8% | 261,500 | 7.4% | 267,950 | 1.9% | 283,175 | -9.5% | 301.3 |
| Apr-22 | 10 | 150% | 10 | -44% | 1.00 | 22 | -39% | 2.20 | 75 | 95.7% | 256,700 | -2.2% | 232,000 | -34.1% | 294,000 | -20.7% | 295.7 |
| May-22 | 9 | 13% | 8 | -33% | 1.13 | 17 | -54% | 1.89 | 76 | 96.5% | 245,300 | -6.0% | 250,000 | -33.9% | 326,333 | -1.5% | 282.6 |
| Jun-22 | 10 | 11% | 11 | 38% | 0.91 | 17 | -50% | 1.70 | 57 | 96.9% | 248,800 | -2.7% | 399,950 | 25.0% | 390,080 | 34.7% | 286.6 |
| Jul-22 | 2 | -71% | 7 | -30% | 0.29 | 21 | -40% | 10.50 | 63 | 95.3% | 252,700 | -0.4% | 202,500 | -16.3% | 202,500 | -17.1% | 291.1 |
| Aug-22 | 5 | -17% | 8 | 14% | 0.63 | 22 | -33% | 4.40 | 80 | 95.1% | 253,700 | 2.3% | 128,000 | -26.6% | 215,680 | -3.0% | 292.3 |
| Sep-22 | 4 | 33% | 12 | 71% | 0.33 | 28 | -7% | 7.00 | 109 | 96.1% | 260,500 | 5.1% | 129,125 | -37.0% | 134,413 | -43.1% | 300.1 |
| Oct-22 | 2 | -50% | 10 | 67% | 0.20 | 34 | 21% | 17.00 | 73 | 96.8% | 246,900 | 2.1% | 207,500 | -26.2% | 207,500 | -28.5% | 284.4 |
| Nov-22 | 6 | 50% | 2 | -80% | 3.00 | 24 | -27% | 4.00 | 61 | 96.1% | 250,700 | 4.4% | 288,250 | 16.5% | 280,583 | -7.2% | 288.8 |
| Dec-22 | - | -100% | 1 | -50% | - | 23 | -4% | - | - | - | 236,400 | -6.7% | - | - | - | - | 272.4 |
| 2022 | 61 | -14% | 93 | -17% | 0.66 | 24 | -22% | 4.74 | 79 | 96.0% | 251,700 | 0.4% | 245,900 | -13.7% | 288,478 | -2.9% | 290.0 |
| Jan-23 | 3 | 50% | 4 | -43% | 0.75 | 23 | -8% | 7.67 | 189 | 90.2% | 226,600 | -9.1% | 224,000 | -38.3% | 321,333 | -11.5% | 261.1 |
| Feb-23 | 4 | 33% | 7 | -36% | 0.57 | 26 | -16% | 6.50 | 16 | 98.2% | 232,900 | -9.7% | 337,000 | 40.4% | 429,250 | 81.9% | 268.3 |
| Mar-23 | 5 | -38% | 6 | 0% | 0.83 | 24 | -4% | 4.80 | 71 | 97.0% | 241,700 | -7.6% | 465,000 | 73.5% | 405,000 | 43.0% | 278.5 |
| Apr-23 | 5 | -50% | 7 | -30% | 0.71 | 23 | 5% | 4.60 | 82 | 95.4% | 242,900 | -5.4% | 235,000 | 1.3% | 227,900 | -22.5% | 279.8 |
| May-23 | 6 | -33% | 6 | -25% | 1.00 | 20 | 18% | 3.33 | 108 | 97.0% | 252,800 | 3.1% | 354,000 | 41.6% | 344,792 | 5.7% | 291.2 |
| Jun-23 | 3 | -70% | 9 | -18% | 0.33 | 24 | 41% | 8.00 | 32 | 97.2% | 250,500 | 0.7% | 485,000 | 21.3% | 446,667 | 14.5% | 288.6 |
| Jul-23 | 4 | 100% | 11 | 57% | 0.36 | 29 | 38% | 7.25 | 43 | 98.4% | 252,700 | 0.0% | 247,500 | 22.2% | 286,000 | 41.2% | 291.1 |
| Aug-23 | 7 | 40% | 4 | -50% | 1.75 | 21 | -5% | 3.00 | 54 | 92.0% | 249,500 | -1.7% | 235,000 | 83.6% | 234,725 | 8.8% | 287.4 |
| Sep-23 | 4 | 0% | 4 | -67% | 1.00 | 16 | -43% | 4.00 | 39 | 95.7% | 249,800 | -4.1% | 174,000 | 34.8% | 185,750 | 38.2% | 287.8 |
| Oct-23 | 6 | 200% | 4 | -60% | 1.50 | 13 | -62% | 2.17 | 108 | 95.9% | 243,800 | -1.3% | 321,000 | 54.7% | 286,167 | 37.9% | 280.9 |
| Nov-23 | 4 | -33% | 6 | 200% | 0.67 | 13 | -46% | 3.25 | 56 | 90.9% | 237,400 | -5.3% | 154,950 | -46.2% | 148,725 | -47.0% | 273.5 |
| Dec-23 | 2 | - | 3 | 200% | 0.67 | 11 | -52% | 5.50 | 50 | 95.9% | 240,900 | 1.9% | 206,000 | - | 206,000 | - | 277.5 |
| 2023 | 53 | -13% | 71 | -24% | 0.75 | 20 | -16% | 4.58 | 72 | 95.7% | 243,458 | -3.3% | 245,000 | -0.4% | 292,608 | 1.4% | 280.5 |
| Jan-24 | 4 | 33% | 11 | 175% | 0.36 | 14 | -39% | 3.50 | 41 | 96.5% | 239,700 | 5.8% | 188,700 | -15.8% | 230,350 | -28.3% | 276.2 |
| Feb-24 | 5 | 25% | 6 | -14% | 0.83 | 15 | -42% | 3.00 | 22 | 97.9% | 250,300 | 7.5% | 316,500 | -6.1% | 323,280 | -24.7% | 288.4 |
| Mar-24 | 2 | -60% | 5 | -17% | 0.40 | 18 | -25% | 9.00 | 59 | 91.7% | 255,000 | 5.5% | 160,000 | -65.6% | 160,000 | -60.5% | 293.8 |
| Apr-24 | 5 | 0% | 14 | 100% | 0.36 | 26 | 13% | 5.20 | 113 | 98.0% | 256,900 | 5.8% | 159,000 | -32.3% | 238,800 | 4.8% | 296.0 |
| May-24 | | | | | | | | | | | | | | | | | |
| Jun-24 | | | | | | | | | | | | | | | | | |
| Jul-24 | | | | | | | | | | | | | | | | | |
| Aug-24 | | | | | | | | | | | | | | | | | |
| Sep-24 | | | | | | | | | | | | | | | | | |
| Oct-24 | | | | | | | | | | | | | | | | | |
| Nov-24 | | | | | | | | | | | | | | | | | |
| Dec-24 | | | | | | | | | | | | | | | | | |
| 2024 | 16 | -6% | 36 | 50% | 0.44 | 18 | -24% </ | | | | | | | | | | |