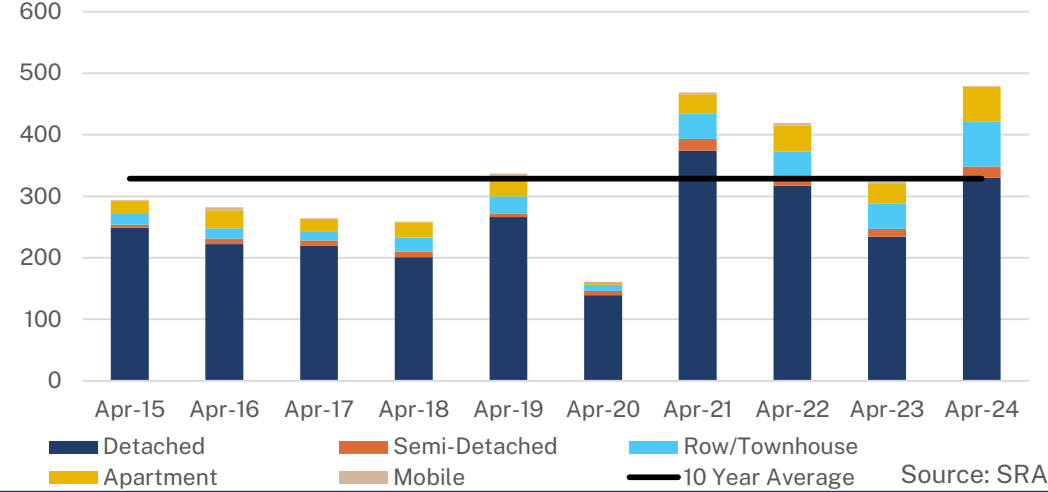




CENSUS DIVISION 6 - APRIL 2024

Monthly Sales Comparison



SALES
496

↑ 48.5% Y/Y | ↑ 29.2% YTD

VS. 10-YEAR AVERAGE
↑ 50.9% | ↑ 36.2% YTD

NEW LISTINGS
648

↑ 19.6% Y/Y | ↑ 5.9% YTD

VS. 10-YEAR AVERAGE
↓ 6.0% | ↓ 15.2% YTD

TOTAL RESIDENTIAL AVERAGE PRICE

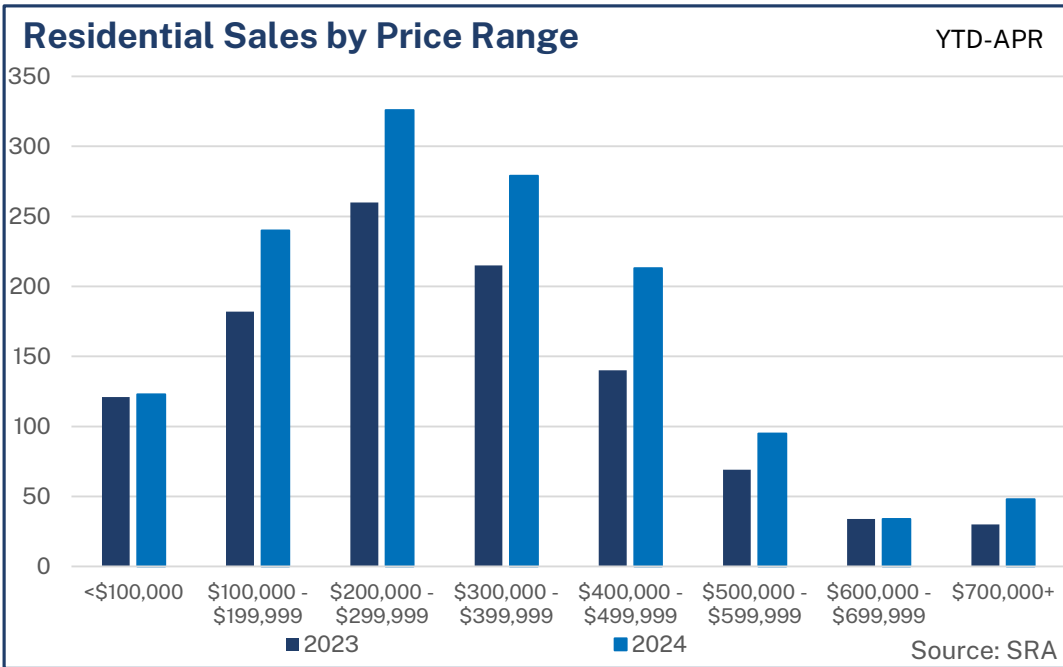
\$ 336,862 | **↑ 8.2%** Y/Y

Monthly trend*

INVENTORY
993

↓ 20.6% Y/Y | Monthly trend*

VS. 10-YEAR AVERAGE
↓ 41.8% | ↓ 36.3% YTD



MONTHS OF SUPPLY
2.00

↓ 46.5% Y/Y | Monthly trend*

VS. 10-YEAR AVERAGE
↓ 64.9% | ↓ 55.9% YTD



CENSUS DIVISION 6 - APRIL 2024

April 2024

	Sales		New Listings		Inventory		Months of Supply		DOM	Avg Price	
	Actual	Y/Y%	Actual	Y/Y%	Actual	Y/Y%	Actual	Y/Y%	Actual	Actual	Y/Y%
Detached	330	41%	470	35%	694	-17%	2.10	-41%	42	\$361,843	9%
Semi-Detached	18	38%	15	7%	13	-64%	0.72	-74%	44	\$351,789	5%
Row/Townhouse	74	80%	67	12%	76	-33%	1.03	-63%	35	\$282,382	9%
Apartment	56	75%	67	-28%	139	-25%	2.48	-57%	56	\$227,366	3%
Acreage	14	133%	23	21%	59	5%	4.21	-55%	78	\$461,896	19%
Mobile	1	-67%	2	-67%	6	-60%	6.00	20%	54	\$55,000	24%
Mutli-Family	3	-40%	4	33%	6	-40%	2.00	0%	121	\$397,667	30%
Total Residential	496	49%	648	20%	993	-21%	2.00	-47%	44	\$336,862	8%

10-Year Averages

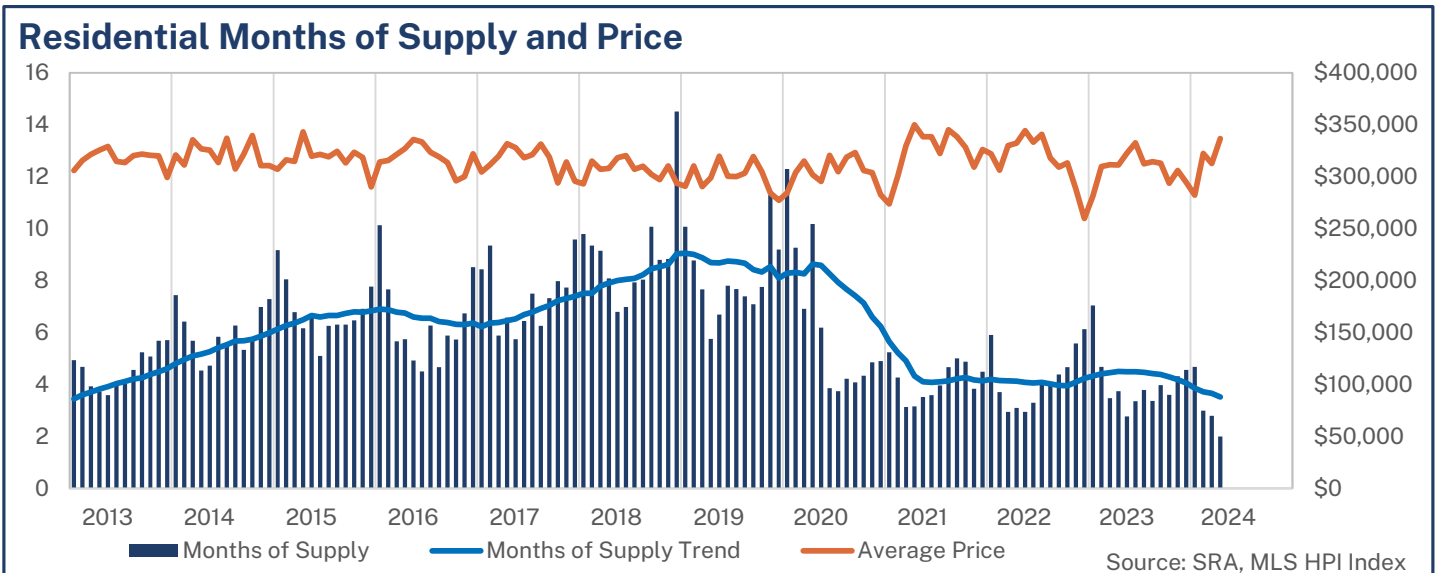
	Sales		New Listings		Inventory		Months of Supply		DOM	Avg Price	
	Avg	%Diff	Avg	%Diff	Avg	%Diff	Avg	%Diff	Avg	Avg	%Diff
Total Residential	329	51%	689	-6%	1,707	-42%	5.70	-65%	50	\$323,164	4%

Year-to-Date April 2024

	Sales		New Listings		Inventory		Months of Supply		DOM	Avg Price	
	Actual	Y/Y%	Actual	Y/Y%	Actual	Y/Y%	Actual	Y/Y%	Actual	Actual	Y/Y%
Detached	940	28%	1,342	7%	659	-17%	2.80	-35%	53	\$339,871	4%
Semi-Detached	52	2%	48	-23%	22	-39%	1.69	-40%	61	\$342,301	8%
Row/Townhouse	194	69%	228	21%	86	-7%	1.77	-45%	48	\$277,549	8%
Apartment	129	23%	216	0%	131	-9%	4.06	-26%	56	\$211,528	0%
Acreage	22	0%	50	-2%	50	7%	9.00	7%	81	\$442,934	-8%
Mobile	10	11%	10	-50%	7	-48%	2.80	-53%	63	\$178,550	71%
Mutli-Family	11	-31%	14	17%	9	-44%	3.27	-18%	91	\$311,209	22%
Total Residential	1,358	29%	1,908	6%	963	-16%	2.84	-35%	54	\$319,119	4%

10-Year Averages

	Sales		New Listings		Inventory		Months of Supply		DOM	Avg Price	
	Avg	%Diff	Avg	%Diff	Avg	%Diff	Avg	%Diff	Avg	Avg	%Diff
Total Residential	997	36%	2,250	-15%	1,511	-36%	6.43	-56%	56	\$315,031	1%



CENSUS DIVISION 6														
	Sales	Y/Y%	New Listings	Y/Y%	S/NL Ratio	Inventory	Y/Y%	Months of Supply	DOM	SP/LP	Median Price	Y/Y%	Average Price	Y/Y%
Jan-13	176	-23%	396	1%	0.44	869	23%	4.94	42	97.1%	298,500	6.6%	306,071	5.3%
Feb-13	209	-24%	457	13%	0.46	977	28%	4.67	38	97.4%	305,500	7.0%	315,784	6.1%
Mar-13	272	-21%	514	-13%	0.53	1,070	19%	3.93	30	97.8%	309,500	9.7%	321,550	7.3%
Apr-13	317	-23%	633	14%	0.50	1,181	23%	3.73	32	97.3%	306,000	2.3%	325,657	0.8%
May-13	395	-7%	845	24%	0.47	1,420	33%	3.59	31	97.4%	311,500	3.8%	329,156	5.4%
Jun-13	375	-4%	687	24%	0.55	1,532	48%	4.09	30	97.0%	297,000	-1.3%	314,707	-3.6%
Jul-13	401	12%	715	22%	0.56	1,615	46%	4.03	33	97.1%	307,000	2.3%	313,633	0.5%
Aug-13	356	8%	637	20%	0.56	1,623	44%	4.56	37	97.0%	310,000	0.0%	320,320	0.8%
Sep-13	309	25%	588	23%	0.53	1,619	38%	5.24	40	96.5%	307,500	0.7%	321,812	2.9%
Oct-13	297	-2%	535	28%	0.56	1,509	42%	5.08	38	96.7%	293,000	1.6%	320,669	7.1%
Nov-13	245	9%	388	10%	0.63	1,393	42%	5.69	40	96.3%	290,000	-2.4%	319,916	2.8%
Dec-13	186	6%	206	-2%	0.90	1,063	36%	5.72	50	96.8%	287,250	-5.8%	299,201	-6.4%
2013	3,538	-5%	6,601	15%	0.54	1,323	36%	4.49	36	97.1%	303,500	2.2%	318,571	2.4%
Jan-14	162	-8%	504	27%	0.32	1,206	39%	7.44	51	96.7%	301,500	1.0%	320,811	4.8%
Feb-14	203	-3%	474	4%	0.43	1,305	34%	6.43	43	97.3%	292,000	-4.3%	311,247	-1.4%
Mar-14	261	-4%	641	25%	0.41	1,483	39%	5.68	43	97.2%	306,900	-0.8%	335,609	4.4%
Apr-14	368	16%	804	27%	0.46	1,670	41%	4.54	39	97.4%	310,000	1.3%	326,663	0.3%
May-14	400	1%	834	-1%	0.48	1,891	33%	4.73	35	96.9%	312,500	0.3%	325,736	-1.0%
Jun-14	344	-8%	739	8%	0.47	2,009	31%	5.84	40	96.9%	299,422	0.8%	313,524	-0.4%
Jul-14	367	-8%	696	-3%	0.53	2,017	25%	5.50	41	96.7%	315,000	2.6%	337,039	7.5%
Aug-14	316	-11%	618	-3%	0.51	1,982	22%	6.27	50	96.4%	290,000	-6.5%	307,464	-4.0%
Sep-14	350	13%	685	16%	0.51	1,868	15%	5.34	45	96.4%	303,250	-1.4%	321,830	0.0%
Oct-14	298	0%	569	6%	0.52	1,735	15%	5.82	48	95.8%	315,000	7.5%	339,688	5.9%
Nov-14	229	-7%	429	11%	0.53	1,600	15%	6.99	53	95.7%	290,000	0.0%	310,655	-2.9%
Dec-14	182	-2%	318	54%	0.57	1,326	25%	7.29	47	95.9%	283,500	-1.3%	310,670	3.8%
2014	3,480	-2%	7,311	11%	0.48	1,674	27%	5.77	44	96.6%	305,000	0.5%	322,847	1.3%
Jan-15	151	-7%	462	-8%	0.33	1,386	15%	9.18	55	95.5%	305,000	1.2%	307,135	-4.3%
Feb-15	185	-9%	534	13%	0.35	1,489	14%	8.05	52	96.1%	303,000	3.8%	316,179	1.6%
Mar-15	251	-4%	721	12%	0.35	1,704	15%	6.79	45	96.5%	299,900	-2.3%	314,809	-6.2%
Apr-15	312	-15%	772	-4%	0.40	1,925	15%	6.17	44	96.7%	320,000	3.2%	343,309	5.1%
May-15	320	-20%	800	-4%	0.40	2,123	12%	6.63	40	96.7%	305,000	-2.4%	319,725	-1.8%
Jun-15	408	19%	739	0%	0.55	2,082	4%	5.10	39	96.6%	308,575	3.1%	321,638	2.6%
Jul-15	327	-11%	643	-8%	0.51	2,048	2%	6.26	48	96.7%	304,000	-3.5%	319,197	-5.3%
Aug-15	309	-2%	560	-9%	0.55	1,947	-2%	6.30	47	96.4%	302,500	4.3%	324,318	5.5%
Sep-15	300	-14%	637	-7%	0.47	1,891	1%	6.30	51	96.0%	300,000	-1.1%	313,465	-2.6%
Oct-15	264	-11%	459	-19%	0.58	1,707	-2%	6.47	51	95.7%	294,900	-6.4%	323,469	-4.8%
Nov-15	227	-1%	434	1%	0.52	1,570	-2%	6.92	52	95.6%	295,000	1.7%	318,467	2.5%
Dec-15	166	-9%	257	-19%	0.65	1,289	-3%	7.77	58	96.0%	286,000	0.9%	290,321	-6.6%
2015	3,220	-7%	7,018	-4%	0.46	1,763	5%	6.57	47	96.3%	300,500	-1.5%	319,582	-1.0%
Jan-16	137	-9%	438	-5%	0.31	1,388	0%	10.13	59	96.1%	297,000	-2.6%	314,289	2.3%
Feb-16	196	6%	544	2%	0.36	1,502	1%	7.66	53	96.1%	303,250	0.1%	315,751	-0.1%
Mar-16	280	12%	618	-14%	0.45	1,584	-7%	5.66	49	96.3%	301,354	0.5%	321,373	2.1%
Apr-16	293	-6%	655	-15%	0.45	1,683	-13%	5.74	43	96.5%	298,500	-6.7%	327,220	-4.7%
May-16	364	14%	752	-6%	0.48	1,794	-15%	4.93	41	96.8%	320,000	4.9%	335,781	5.0%
Jun-16	408	0%	724	-2%	0.56	1,837	-12%	4.50	38	97.0%	320,000	3.7%	333,521	3.7%
Jul-16	293	-10%	534	-17%	0.55	1,838	-10%	6.27	43	96.7%	305,000	0.3%	323,656	1.4%
Aug-16	382	24%	630	13%	0.61	1,784	-8%	4.67	47	96.5%	300,000	-0.8%	319,101	-1.6%
Sep-16	296	-1%	589	-8%	0.50	1,742	-8%	5.89	42	96.4%	305,450	1.8%	313,641	0.1%
Oct-16	270	2%	410	-11%	0.66	1,548	-9%	5.73	48	96.3%	288,450	-2.2%	296,194	-8.4%
Nov-16	223	-2%	433	0%	0.52	1,502	-4%	6.74	48	96.0%	287,000	-2.7%	300,188	-5.7%
Dec-16	146	-12%	265	3%	0.55	1,244	-3%	8.52	54	96.1%	313,250	9.5%	322,199	11.0%
2016	3,288	2%	6,592	-6%	0.50	1,621	-8%	5.91	45	96.5%	304,000	1.2%	320,142	0.2%
Jan-17	159	16%	456	4%	0.35	1,341	-3%	8.43	50	96.4%	287,000	-3.4%	304,652	-3.1%
Feb-17	157	-20%	486	-11%	0.32	1,467	-2%	9.34	49	96.6%	298,000	-1.7%	311,610	-1.3%
Mar-17	284	1%	737	19%	0.39	1,672	6%	5.89	48	96.7%	300,000	-0.4%	319,668	-0.5%
Apr-17	285	-3%	735	12%	0.39	1,874	11%	6.58	40	96.5%	314,000	5.2%	331,870	1.4%
May-17	369	1%	881	17%	0.42	2,119	18%	5.74	38	97.0%	304,613	-4.8%	328,024	-2.3%
Jun-17	353	-13%	834	15%	0.42	2,274	24%	6.44	40	96.7%	300,000	-6.3%	318,211	-4.6%
Jul-17	295	1%	550	3%	0.54	2,214	20%	7.51	47	96.5%	305,000	0.0%	321,349	-0.7%
Aug-17	357	-7%	694	10%	0.51	2,233	25%	6.25	55	96.8%	320,000	6.7%	331,512	3.9%
Sep-17	291	-2%	572	-3%	0.51	2,131	22%	7.32	61	96.2%	300,000	-1.8%	318,818	1.7%
Oct-17	249	-8%	537	31%	0.46	1,987	28%	7.98	62	95.9%	285,000	-1.2%	293,938	-0.8%
Nov-17	230	3%	383	-12%	0.60	1,779	18%	7.73	61	96.0%	285,000	-0.7%	314,117	4.6%
Dec-17	156	7%	288	9%	0.54	1,495	20%	9.58	70	95.8%	282,000	-10.0%	295,786	-8.2%
2017	3,185	-3%	7,153	9%	0.45	1,882	16%	7.09	50	96.5%	300,000	-1.3%	318,243	-0.6%
Jan-18	162	2%	556	22%	0.29	1,587	18%	9.80	77	95.7%	270,963	-5.6%	293,050	-3.8%
Feb-18	181	15%	506	4%	0.36	1,693	15%	9.35	59	95.8%	305,000	2.3%	314,934	1.1%
Mar-18	208	-27%	672	-9%	0.31	1,904	14%	9.15	64	96.5%	280,500	-6.5%	307,322	-3.9%
Apr-18	263	-8%	710	-3%	0.37	2,125	13%	8.08	60	96.4%	280,000	-10.8%	307,924	-7.2%
May-18	357	-3%	940	7%	0.38	2,425	14%	6.79	56	96.5%	308,000	1.1%	318,202	-3.0%
Jun-18	350	-1%	711	-15%	0.49	2,445	8%	6.99	62	96.0%	301,900	0.6%	320,341	0.7%
Jul-18	308	4%	621	13%	0.50	2,442	10%	7.93	65	96.0%	297,250	-2.5%	307,245	-4.4%
Aug-18	303	-15%	633	-9%	0.48	2,437	9%	8.04	68	96.0%	285,000	-10.9%	309,990	-6.5%
Sep-18	232	-20%	491	-14%	0.47	2,338	10%	10.08	68	95.9%	298,500	-0.5%	302,084	-5.2%
Oct-18	247	-1%	525	-2%	0.47	2,174	9%	8.80	70	95.6%	285,000	0.0%	297,160	1.1%
Nov-18	225	-2%	372	-3%	0.60	1,988	12%	8.84	74	94.9%	290,000	1.8%	310,405	-1.2%
Dec-18	111	-29%	192	-33%	0.58	1,611	8%	14.51	69	95.4%	290,000	2.8%	293,712	-0.7%
2018	2,947	-7%	6,929	-3%	0.43	2,097	11%	8.54	65	95.9%	290,000	-3.3%	308,648	-3.0%

CENSUS DIVISION 6														
	Sales	Y/Y%	New Listings	Y/Y%	S/NL Ratio	Inventory	Y/Y%	Months of Supply	DOM	SP/LP	Median Price	Y/Y%	Average Price	Y/Y%
Jan-19	167	3%	469	-16%	0.36	1,683	6%	10.08	80	94.9%	281,300	3.8%	290,793	-0.8%
Feb-19	191	6%	370	-27%	0.52	1,677	-1%	8.78	79	95.9%	303,500	-0.5%	310,312	-1.5%
Mar-19	235	13%	656	-2%	0.36	1,801	-5%	7.66	84	95.6%	265,100	-5.5%	290,559	-5.5%
Apr-19	345	31%	779	10%	0.44	1,986	-7%	5.76	66	95.8%	285,000	1.8%	298,961	-2.9%
May-19	334	-6%	812	-14%	0.41	2,237	-8%	6.70	54	96.4%	294,250	-4.5%	319,794	0.5%
Jun-19	293	-16%	606	-15%	0.48	2,285	-7%	7.80	58	96.0%	285,000	-5.6%	300,440	-6.2%
Jul-19	304	-1%	628	1%	0.48	2,332	-5%	7.67	59	95.4%	277,500	-6.6%	300,165	-2.3%
Aug-19	307	1%	536	-15%	0.57	2,271	-7%	7.40	65	95.7%	290,500	1.9%	303,351	-2.1%
Sep-19	297	28%	473	-4%	0.63	2,107	-10%	7.09	68	95.9%	314,000	5.2%	319,470	5.8%
Oct-19	251	2%	465	-11%	0.54	1,946	-10%	7.75	77	95.7%	282,000	-1.1%	304,928	2.6%
Nov-19	162	-28%	335	-10%	0.48	1,829	-8%	11.29	68	95.4%	281,000	-3.1%	284,486	-8.4%
Dec-19	162	46%	192	0%	0.84	1,489	-8%	9.19	77	94.9%	266,104	-8.2%	277,347	-5.6%
2019	3,048	3%	6,321	-9%	0.48	1,970	-6%	7.76	68	95.7%	286,250	-1.3%	302,136	-2.1%
Jan-20	130	-22%	429	-9%	0.30	1,599	-5%	12.30	86	94.9%	277,500	-1.4%	284,472	-2.2%
Feb-20	180	-6%	442	19%	0.41	1,669	0%	9.27	77	95.8%	294,500	-3.0%	303,861	-2.1%
Mar-20	254	8%	555	-15%	0.46	1,757	-2%	6.92	73	96.1%	302,500	14.1%	315,199	8.5%
Apr-20	165	-52%	373	-52%	0.44	1,679	-15%	10.18	69	95.2%	287,500	0.9%	301,953	1.0%
May-20	290	-13%	624	-23%	0.46	1,794	-20%	6.19	64	95.8%	280,000	-4.8%	295,516	-7.6%
Jun-20	470	60%	736	21%	0.64	1,816	-21%	3.86	61	96.7%	300,000	5.3%	320,669	6.7%
Jul-20	484	59%	686	9%	0.71	1,813	-22%	3.75	54	96.6%	292,500	5.4%	304,934	1.6%
Aug-20	424	38%	584	9%	0.73	1,789	-21%	4.22	57	96.4%	300,000	3.3%	319,023	5.2%
Sep-20	422	42%	587	24%	0.72	1,722	-18%	4.08	56	96.5%	290,000	-7.6%	323,265	1.2%
Oct-20	354	41%	475	2%	0.75	1,538	-21%	4.34	61	96.5%	293,500	4.1%	306,073	0.4%
Nov-20	288	78%	374	12%	0.77	1,399	-24%	4.86	64	95.9%	291,250	3.6%	304,074	6.9%
Dec-20	235	45%	277	44%	0.85	1,152	-23%	4.90	63	96.3%	275,000	3.3%	282,720	1.9%
2020	3,696	21%	6,142	-3%	0.60	1,644	-17%	5.34	63	96.3%	291,000	1.7%	308,335	2.1%
Jan-21	221	70%	382	-11%	0.58	1,157	-28%	5.24	64	96.1%	261,000	-5.9%	273,717	-3.8%
Feb-21	278	54%	452	2%	0.62	1,187	-29%	4.27	58	97.4%	275,700	-6.4%	300,523	-1.1%
Mar-21	443	74%	828	49%	0.54	1,390	-21%	3.14	44	97.8%	315,000	4.1%	329,573	4.6%
Apr-21	486	195%	784	110%	0.62	1,532	-9%	3.15	43	98.2%	320,500	11.5%	350,000	15.9%
May-21	479	65%	787	26%	0.61	1,688	-6%	3.52	43	98.2%	321,850	14.9%	338,610	14.6%
Jun-21	490	4%	753	2%	0.65	1,758	-3%	3.59	41	98.1%	317,500	5.8%	338,537	5.6%
Jul-21	443	-8%	642	-6%	0.69	1,759	-3%	3.97	44	97.4%	310,000	6.0%	322,416	5.7%
Aug-21	365	-14%	572	-2%	0.64	1,703	-5%	4.67	47	97.6%	325,000	8.3%	345,220	8.2%
Sep-21	334	-21%	556	-5%	0.60	1,671	-3%	5.00	54	97.5%	319,200	10.1%	338,486	4.7%
Oct-21	323	-9%	492	4%	0.66	1,574	2%	4.87	55	96.8%	305,000	3.9%	328,232	7.2%
Nov-21	359	25%	395	6%	0.91	1,379	-1%	3.84	62	96.7%	290,000	-0.4%	309,094	1.7%
Dec-21	240	2%	230	-17%	1.04	1,077	-7%	4.49	64	96.7%	295,000	7.3%	326,287	15.4%
2021	4,461	21%	6,873	12%	0.65	1,490	-9%	4.01	50	97.5%	309,000	6.2%	328,491	6.5%
Jan-22	188	-15%	354	-7%	0.53	1,111	-4%	5.91	68	96.3%	290,000	11.1%	322,058	17.7%
Feb-22	301	8%	440	-3%	0.68	1,117	-6%	3.71	55	97.4%	267,500	-3.0%	306,236	1.9%
Mar-22	401	-9%	624	-25%	0.64	1,183	-15%	2.95	52	98.0%	303,303	-3.7%	329,995	0.1%
Apr-22	435	-10%	736	-6%	0.59	1,346	-12%	3.09	43	98.6%	311,752	-2.7%	332,468	-5.0%
May-22	515	8%	840	7%	0.61	1,519	-10%	2.95	40	98.9%	328,000	1.9%	344,394	1.7%
Jun-22	501	2%	812	8%	0.62	1,650	-6%	3.29	38	98.4%	307,000	-3.3%	333,275	-1.6%
Jul-22	408	-8%	641	0%	0.64	1,698	-3%	4.16	42	97.6%	305,500	-1.5%	340,866	5.7%
Aug-22	408	12%	546	-5%	0.75	1,618	-5%	3.97	48	96.7%	300,000	-7.7%	318,001	-7.9%
Sep-22	349	4%	532	-4%	0.66	1,529	-8%	4.38	55	96.6%	288,000	-9.8%	309,233	-8.6%
Oct-22	303	-6%	423	-14%	0.72	1,416	-10%	4.67	53	96.5%	300,000	-1.6%	313,331	-4.5%
Nov-22	236	-34%	366	-7%	0.64	1,317	-4%	5.58	52	96.8%	275,000	-5.2%	288,081	-6.8%
Dec-22	168	-30%	178	-23%	0.94	1,029	-4%	6.13	58	95.4%	253,000	-14.2%	259,832	-20.4%
2022	4,213	-6%	6,492	-6%	0.65	1,378	-8%	3.92	48	97.6%	300,000	-2.9%	322,176	-1.9%
Jan-23	152	-19%	346	-2%	0.44	1,071	-4%	7.05	73	95.7%	247,950	-14.5%	281,496	-12.6%
Feb-23	236	-22%	393	-11%	0.60	1,104	-1%	4.68	65	96.3%	279,000	4.3%	309,870	1.2%
Mar-23	329	-18%	520	-17%	0.63	1,144	-3%	3.48	59	96.7%	287,500	-5.2%	311,586	-5.6%
Apr-23	334	-23%	542	-26%	0.62	1,251	-7%	3.75	52	96.9%	293,250	-5.9%	311,267	-6.4%
May-23	494	-4%	750	-11%	0.66	1,372	-10%	2.78	45	97.8%	306,250	-6.6%	322,641	-6.3%
Jun-23	435	-13%	676	-17%	0.64	1,461	-11%	3.36	44	97.6%	320,000	4.2%	332,506	-0.2%
Jul-23	401	-2%	611	-5%	0.66	1,520	-10%	3.79	51	96.9%	296,500	-2.9%	312,322	-8.4%
Aug-23	434	6%	564	3%	0.77	1,464	-10%	3.37	46	96.8%	291,500	-2.8%	314,628	-1.1%
Sep-23	355	2%	518	-3%	0.69	1,410	-8%	3.97	54	96.8%	292,500	1.6%	313,126	1.3%
Oct-23	359	18%	465	10%	0.77	1,294	-9%	3.60	50	96.6%	280,000	-6.7%	293,807	-6.2%
Nov-23	277	17%	336	-8%	0.82	1,195	-9%	4.31	50	96.3%	295,000	7.3%	306,087	6.3%
Dec-23	208	24%	242	36%	0.86	949	-8%	4.56	64	95.8%	265,250	4.8%	294,598	13.4%
2023	4,014	-5%	5,963	-8%	0.67	1,270	-8%	3.80	52	96.9%	290,000	-3.3%	311,635	-3.3%
Jan-24	205	35%	354	2%	0.58	960	-10%	4.68	72	95.8%	264,000	6.5%	282,271	0.3%
Feb-24	308	31%	391	-1%	0.79	923	-16%	3.00	61	97.0%	301,500	8.1%	322,289	4.0%
Mar-24	349	6%	515	-1%	0.68	975	-15%	2.79	52	97.7%	287,500	0.0%	312,747	0.4%
Apr-24	496	49%	648	20%	0.77	993	-21%	2.00	44	98.0%	317,900	8.4%	336,862	8.2%
May-24														
Jun-24														
Jul-24														
Aug-24														
Sep-24														
Oct-24														
Nov-24														
Dec-24														
2024	1,358	29%	1,908	6%	0.71	963	-16%	2.84	54	97.4%	295,000	4.1%	319,119	4.0%

CENSUS DIVISION 6														
	Sales	Y/Y%	New Listings	Y/Y%	S/NL Ratio	Inventory	Y/Y%	Months of Supply	DOM	SP/LP	Median Price	Y/Y%	Average Price	Y/Y%
Jan-13	151	-21%	295	-5%	0.51	644	14%	4.26	44	97.0%	310,000	3.3%	315,796	5.1%
Feb-13	164	-27%	365	13%	0.45	740	22%	4.51	38	97.4%	327,450	11.0%	332,765	6.8%
Mar-13	222	-20%	412	-8%	0.54	818	19%	3.68	28	97.7%	315,000	3.6%	332,223	5.6%
Apr-13	255	-24%	469	2%	0.54	862	17%	3.38	32	97.4%	315,000	-0.8%	338,523	-0.5%
May-13	318	-7%	672	23%	0.47	1,057	28%	3.32	30	97.4%	328,250	4.2%	342,613	4.1%
Jun-13	306	-1%	558	16%	0.55	1,144	37%	3.74	28	97.1%	315,000	-4.0%	326,776	-4.6%
Jul-13	312	3%	591	26%	0.53	1,237	40%	3.96	29	97.0%	322,000	4.9%	326,200	2.1%
Aug-13	296	10%	523	18%	0.57	1,239	36%	4.19	34	97.0%	325,000	3.2%	337,029	1.9%
Sep-13	254	23%	476	18%	0.53	1,245	32%	4.90	39	96.4%	315,500	1.0%	329,925	3.0%
Oct-13	244	-2%	418	26%	0.58	1,136	35%	4.66	37	96.5%	303,500	2.9%	330,570	7.9%
Nov-13	199	8%	296	10%	0.67	1,010	32%	5.08	38	96.3%	306,325	-1.5%	340,720	6.7%
Dec-13	157	10%	150	-14%	1.05	760	27%	4.84	50	96.6%	295,000	-4.2%	310,143	-5.8%
2013	2,878	-5%	5,225	12%	0.55	991	29%	4.13	34	97.0%	315,000	1.6%	331,401	2.5%
Jan-14	133	-12%	353	20%	0.38	829	29%	6.23	53	96.7%	321,000	3.5%	334,277	5.9%
Feb-14	165	1%	345	-5%	0.48	894	21%	5.42	40	97.2%	300,000	-8.4%	320,425	-3.7%
Mar-14	202	-9%	497	21%	0.41	1,030	26%	5.10	43	97.0%	321,000	1.9%	354,509	6.7%
Apr-14	293	15%	615	31%	0.48	1,165	35%	3.98	36	97.2%	325,000	3.2%	335,782	-0.8%
May-14	322	1%	678	1%	0.47	1,358	28%	4.22	33	96.7%	320,000	-2.5%	337,530	-1.5%
Jun-14	262	-14%	574	3%	0.46	1,469	28%	5.61	35	96.7%	313,100	-0.6%	324,797	-0.6%
Jul-14	307	-2%	527	-11%	0.58	1,446	17%	4.71	40	96.6%	327,000	1.6%	343,189	5.2%
Aug-14	248	-16%	491	-6%	0.51	1,431	15%	5.77	47	96.5%	310,000	-4.6%	320,127	-5.0%
Sep-14	296	17%	539	13%	0.55	1,364	10%	4.61	44	96.2%	314,000	-0.5%	331,993	0.6%
Oct-14	242	-1%	435	4%	0.56	1,251	10%	5.17	41	95.6%	317,500	4.6%	348,257	5.4%
Nov-14	179	-10%	296	0%	0.60	1,112	10%	6.21	47	95.8%	298,000	-2.7%	316,166	-7.2%
Dec-14	155	-1%	232	55%	0.67	905	19%	5.84	44	96.0%	300,000	1.7%	323,496	4.3%
2014	2,804	-3%	5,582	7%	0.50	1,188	20%	5.08	41	96.5%	315,375	0.1%	333,502	0.6%
Jan-15	123	-8%	330	-7%	0.37	936	13%	7.61	54	95.4%	312,000	-2.8%	316,401	-5.3%
Feb-15	152	-8%	361	5%	0.42	985	10%	6.48	46	96.1%	312,000	4.0%	324,068	1.1%
Mar-15	196	-3%	513	3%	0.38	1,120	9%	5.71	42	96.3%	304,750	-5.1%	313,765	-11.5%
Apr-15	249	-15%	584	-5%	0.43	1,290	11%	5.18	39	96.6%	337,500	3.8%	357,539	6.5%
May-15	263	-18%	603	-11%	0.44	1,441	6%	5.48	39	96.8%	315,000	-1.6%	330,251	-2.2%
Jun-15	317	21%	522	-9%	0.61	1,413	-4%	4.46	34	96.6%	330,000	5.4%	334,302	2.9%
Jul-15	258	-16%	491	-7%	0.53	1,404	-3%	5.44	43	96.7%	320,000	-2.1%	336,803	-1.9%
Aug-15	231	-7%	406	-17%	0.57	1,337	-7%	5.79	43	96.3%	317,000	2.3%	340,506	6.4%
Sep-15	241	-19%	460	-15%	0.52	1,290	-5%	5.35	48	95.9%	310,000	-1.3%	320,024	-3.6%
Oct-15	211	-13%	333	-23%	0.63	1,148	-8%	5.44	48	95.6%	310,000	-2.4%	336,662	-3.3%
Nov-15	171	-4%	307	4%	0.56	1,042	-6%	6.09	50	95.5%	303,000	1.7%	329,688	4.3%
Dec-15	131	-15%	182	-22%	0.72	864	-5%	6.60	55	95.9%	288,000	-4.0%	296,091	-8.5%
2015	2,543	-9%	5,092	-9%	0.50	1,189	0%	5.61	44	96.2%	315,000	-0.1%	330,479	-0.9%
Jan-16	103	-16%	304	-8%	0.34	924	-1%	8.97	55	95.9%	318,500	2.1%	317,639	0.4%
Feb-16	161	6%	379	5%	0.42	988	0%	6.14	49	96.1%	305,500	-2.1%	324,446	0.1%
Mar-16	210	7%	460	-10%	0.46	1,069	-5%	5.09	45	96.2%	310,000	1.7%	334,254	6.5%
Apr-16	222	-11%	494	-15%	0.45	1,163	-10%	5.24	40	96.5%	325,000	-3.7%	346,509	-3.1%
May-16	290	10%	577	-4%	0.50	1,264	-12%	4.36	36	96.9%	333,500	5.9%	346,151	4.8%
Jun-16	323	2%	556	7%	0.58	1,294	-8%	4.01	33	96.9%	347,000	5.2%	351,180	5.0%
Jul-16	234	-9%	428	-13%	0.55	1,305	-7%	5.58	38	96.6%	315,500	-1.4%	338,245	0.4%
Aug-16	300	30%	455	12%	0.66	1,249	-7%	4.16	38	96.5%	321,500	1.4%	339,141	-0.4%
Sep-16	239	-1%	427	-7%	0.56	1,197	-7%	5.01	40	96.6%	315,000	1.6%	321,225	0.4%
Oct-16	200	-5%	293	-12%	0.68	1,058	-8%	5.29	42	96.2%	295,250	-4.8%	313,255	-7.0%
Nov-16	182	6%	317	3%	0.57	1,017	-2%	5.59	48	95.9%	290,000	-4.3%	303,946	-7.8%
Dec-16	107	-18%	197	8%	0.54	841	-3%	7.86	49	96.3%	328,000	13.9%	343,378	16.0%
2016	2,571	1%	4,887	-4%	0.53	1,114	-6%	5.20	41	96.5%	318,500	1.1%	333,824	1.0%
Jan-17	127	23%	331	9%	0.38	899	-3%	7.08	45	96.4%	296,500	-6.9%	309,671	-2.5%
Feb-17	123	-24%	334	-12%	0.37	970	-2%	7.89	44	96.5%	302,000	-1.1%	317,760	-2.1%
Mar-17	208	-1%	506	10%	0.41	1,096	3%	5.27	46	96.8%	312,400	0.8%	328,886	-1.6%
Apr-17	220	-1%	527	7%	0.42	1,240	7%	5.64	35	96.4%	327,454	0.8%	340,927	-1.6%
May-17	289	0%	648	12%	0.45	1,420	12%	4.91	33	97.0%	315,000	-5.5%	337,581	-2.5%
Jun-17	271	-16%	613	10%	0.44	1,547	20%	5.71	37	96.7%	312,500	-9.9%	333,025	-5.2%
Jul-17	233	0%	402	-6%	0.58	1,510	16%	6.48	43	96.2%	309,000	-2.1%	331,531	-2.0%
Aug-17	270	-10%	514	13%	0.53	1,534	23%	5.68	51	96.6%	344,500	7.2%	353,165	4.1%
Sep-17	223	-7%	411	-4%	0.54	1,456	22%	6.53	59	96.1%	310,000	-1.6%	328,064	2.1%
Oct-17	183	-9%	380	30%	0.48	1,333	26%	7.28	54	95.8%	296,000	0.3%	303,103	-3.2%
Nov-17	160	-12%	273	-14%	0.59	1,183	16%	7.39	60	95.9%	305,000	5.2%	337,992	11.2%
Dec-17	122	14%	221	12%	0.55	1,012	20%	8.30	68	95.7%	285,500	-13.0%	304,720	-11.3%
2017	2,429	-6%	5,160	6%	0.47	1,267	14%	6.26	46	96.4%	312,000	-2.0%	330,226	-1.1%
Jan-18	120	-6%	351	6%	0.34	1,043	16%	8.69	69	95.5%	285,500	-3.7%	307,811	-0.6%
Feb-18	137	11%	353	6%	0.39	1,106	14%	8.07	51	95.7%	317,500	5.1%	329,213	3.6%
Mar-18	156	-25%	490	-3%	0.32	1,287	17%	8.25	62	96.1%	282,000	-9.7%	312,648	-4.9%
Apr-18	201	-9%	512	-3%	0.39	1,445	17%	7.19	56	96.4%	305,000	-6.9%	327,350	-4.0%
May-18	273	-6%	701	8%	0.39	1,686	19%	6.18	49	96.7%	315,000	0.0%	331,604	-1.8%
Jun-18	264	-3%	539	-12%	0.49	1,712	11%	6.48	57	95.9%	310,000	-0.8%	330,935	-0.6%
Jul-18	240	3%	461	15%	0.52	1,701	13%	7.09	56	95.9%	308,000	-0.3%	315,675	-4.8%
Aug-18	246	-9%	482	-6%	0.51	1,697	11%	6.90	65	96.0%	300,000	-12.9%	320,378	-9.3%
Sep-18	186	-17%	369	-10%	0.50	1,618	11%	8.70	65	95.9%	310,000	0.0%	318,465	-2.9%
Oct-18	200	9%	385	1%	0.52	1,489	12%	7.45	65	95.7%	296,750	0.3%	308,274	1.7%
Nov-18	184	15%	261	-4%	0.70	1,327	12%	7.21	71	95.0%	307,750	0.9%	317,333	-6.1%
Dec-18	80	-34%	147	-33%	0.54	1,094	8%	13.68	64	95.3%	303,750	6.4%	304,835	0.0%
2018	2,287	-6%	5,051	-2%	0.45	1,434	13%	7.52	60	95.9%	307,000	-1.6%	320,396	-3.0%

CENSUS DIVISION 6														
	Sales	Y/Y%	New Listings	Y/Y%	S/NL Ratio	Inventory	Y/Y%	Months of Supply	DOM	SP/LP	Median Price	Y/Y%	Average Price	Y/Y%
Jan-19	130	8%	317	-10%	0.41	1,134	9%	8.72	73	94.8%	297,000	4.0%	306,880	-0.3%
Feb-19	150	9%	269	-24%	0.56	1,117	1%	7.45	73	95.7%	315,000	-0.8%	323,106	-1.9%
Mar-19	185	19%	447	-9%	0.41	1,185	-8%	6.41	78	95.4%	280,000	-0.7%	300,114	-4.0%
Apr-19	266	32%	574	12%	0.46	1,326	-8%	4.98	63	96.0%	300,000	-1.6%	313,982	-4.1%
May-19	253	-7%	600	-14%	0.42	1,513	-10%	5.98	47	96.4%	314,500	-0.2%	338,544	2.1%
Jun-19	223	-16%	469	-13%	0.48	1,577	-8%	7.07	53	96.1%	297,500	-4.0%	309,505	-6.5%
Jul-19	220	-8%	460	0%	0.48	1,613	-5%	7.33	56	95.3%	295,000	-4.2%	320,024	1.4%
Aug-19	232	-6%	381	-21%	0.61	1,583	-7%	6.82	59	95.7%	302,500	0.8%	317,238	-1.0%
Sep-19	238	28%	365	-1%	0.65	1,462	-10%	6.14	61	96.0%	330,000	6.5%	333,433	4.7%
Oct-19	193	-4%	336	-13%	0.57	1,328	-11%	6.88	69	95.8%	295,900	-0.3%	322,510	4.6%
Nov-19	125	-32%	229	-12%	0.55	1,223	-8%	9.78	62	95.4%	316,900	3.0%	309,056	-2.6%
Dec-19	125	56%	145	-1%	0.86	983	-10%	7.86	73	94.7%	275,000	-9.5%	289,777	-4.9%
2019	2,340	2%	4,592	-9%	0.51	1,337	-7%	6.86	63	95.7%	300,000	-2.3%	317,321	-1.0%
Jan-20	87	-33%	298	-6%	0.29	1,070	-6%	12.30	75	95.8%	303,300	2.1%	304,862	-0.7%
Feb-20	141	-6%	322	20%	0.44	1,124	1%	7.97	72	96.1%	315,000	0.0%	316,329	-2.1%
Mar-20	193	4%	394	-12%	0.49	1,179	-1%	6.11	64	96.2%	325,000	16.1%	329,456	9.8%
Apr-20	139	-48%	292	-49%	0.48	1,126	-15%	8.10	64	95.1%	280,000	-6.7%	309,255	-1.5%
May-20	232	-8%	458	-24%	0.51	1,206	-20%	5.20	59	96.0%	299,950	-4.6%	309,461	-8.6%
Jun-20	378	70%	551	17%	0.69	1,219	-23%	3.22	58	96.7%	315,000	5.9%	334,545	8.1%
Jul-20	367	67%	505	10%	0.73	1,223	-24%	3.33	49	96.9%	315,000	6.8%	323,257	1.0%
Aug-20	335	44%	425	12%	0.79	1,190	-25%	3.55	50	96.6%	316,000	4.5%	337,456	6.4%
Sep-20	334	40%	443	21%	0.75	1,148	-21%	3.44	54	96.9%	318,250	-3.6%	346,707	4.0%
Oct-20	271	40%	338	1%	0.80	1,010	-24%	3.73	58	96.6%	309,500	4.6%	319,644	-0.9%
Nov-20	219	75%	268	17%	0.82	899	-26%	4.11	56	95.9%	310,000	-2.2%	320,834	3.8%
Dec-20	176	41%	199	37%	0.88	729	-26%	4.14	55	96.4%	296,000	7.6%	298,222	2.9%
2020	2,872	23%	4,493	-2%	0.64	1,094	-18%	4.57	57	96.4%	310,000	3.3%	324,793	2.4%
Jan-21	151	74%	260	-13%	0.58	739	-31%	4.89	54	96.2%	279,000	-8.0%	292,335	-4.1%
Feb-21	198	40%	337	5%	0.59	789	-30%	3.98	53	97.5%	304,450	-3.3%	326,056	3.1%
Mar-21	346	79%	593	51%	0.58	911	-23%	2.63	38	98.2%	336,750	3.6%	345,434	4.8%
Apr-21	374	169%	598	105%	0.63	1,032	-8%	2.76	37	98.5%	345,625	23.4%	369,961	19.6%
May-21	388	67%	567	24%	0.68	1,106	-8%	2.85	38	98.4%	339,400	13.2%	359,530	16.2%
Jun-21	390	3%	573	4%	0.68	1,152	-5%	2.95	38	98.3%	336,000	6.7%	359,562	7.5%
Jul-21	337	-8%	479	-5%	0.70	1,161	-5%	3.45	38	97.6%	325,000	3.2%	344,106	6.4%
Aug-21	277	-17%	451	6%	0.61	1,166	-2%	4.21	43	97.7%	351,000	11.1%	371,317	10.0%
Sep-21	258	-23%	418	-6%	0.62	1,145	0%	4.44	49	97.6%	344,500	8.2%	356,213	2.7%
Oct-21	246	-9%	370	9%	0.66	1,086	8%	4.41	47	97.0%	335,150	8.3%	352,297	10.2%
Nov-21	266	21%	269	0%	0.99	924	3%	3.47	55	96.9%	295,500	-4.7%	323,896	1.0%
Dec-21	182	3%	167	-16%	1.09	716	-2%	3.93	59	96.8%	309,950	4.7%	341,525	14.5%
2021	3,413	19%	5,082	13%	0.67	994	-9%	3.49	44	97.8%	330,000	6.5%	349,257	7.5%
Jan-22	144	-5%	240	-8%	0.60	730	-1%	5.07	67	96.2%	307,075	10.1%	345,460	18.2%
Feb-22	228	15%	312	-7%	0.73	727	-8%	3.19	49	97.6%	285,250	-6.3%	325,568	-0.1%
Mar-22	287	-17%	447	-25%	0.64	775	-15%	2.70	48	98.3%	329,000	-2.3%	359,725	4.1%
Apr-22	317	-15%	536	-10%	0.59	894	-13%	2.82	38	99.1%	345,000	-0.2%	363,189	-1.8%
May-22	377	-3%	641	13%	0.59	1,047	-5%	2.78	33	99.3%	352,000	3.7%	377,991	5.1%
Jun-22	380	-3%	603	5%	0.63	1,140	-1%	3.00	32	98.5%	338,000	0.6%	355,497	-1.1%
Jul-22	307	-9%	481	0%	0.64	1,188	2%	3.87	37	97.8%	335,000	3.1%	365,997	6.4%
Aug-22	277	0%	391	-13%	0.71	1,146	-2%	4.14	45	96.8%	324,500	-7.5%	344,017	-7.4%
Sep-22	262	2%	394	-6%	0.66	1,083	-5%	4.13	52	96.6%	309,950	-10.0%	325,207	-8.7%
Oct-22	239	-3%	303	-18%	0.79	984	-9%	4.12	53	96.5%	300,000	-10.5%	317,277	-9.9%
Nov-22	167	-37%	275	2%	0.61	923	0%	5.53	50	97.1%	285,000	-3.6%	307,790	-5.0%
Dec-22	122	-33%	122	-27%	1.00	704	-2%	5.77	54	95.4%	270,000	-12.9%	276,080	-19.2%
2022	3,107	-9%	4,745	-7%	0.65	945	-5%	3.65	44	97.8%	323,000	-2.1%	345,577	-1.1%
Jan-23	106	-26%	263	10%	0.40	752	3%	7.09	68	95.6%	262,500	-14.5%	287,709	-16.7%
Feb-23	155	-32%	286	-8%	0.54	797	10%	5.14	59	96.5%	309,900	8.6%	338,943	4.1%
Mar-23	238	-17%	356	-20%	0.67	795	3%	3.34	58	96.7%	308,250	-6.3%	327,141	-9.1%
Apr-23	234	-26%	347	-35%	0.67	835	-7%	3.57	51	97.0%	324,500	-5.9%	332,802	-8.4%
May-23	338	-10%	535	-17%	0.63	933	-11%	2.76	42	98.1%	320,500	-8.9%	344,987	-8.7%
Jun-23	318	-16%	528	-12%	0.60	1,035	-9%	3.25	42	97.7%	338,250	0.1%	357,027	0.4%
Jul-23	288	-6%	464	-4%	0.62	1,107	-7%	3.84	47	97.1%	319,000	-4.8%	331,195	-9.5%
Aug-23	323	17%	420	7%	0.77	1,061	-7%	3.28	46	96.8%	307,500	-5.2%	331,076	-3.8%
Sep-23	262	0%	374	-5%	0.70	1,018	-6%	3.89	51	96.7%	313,000	1.0%	336,063	3.3%
Oct-23	259	8%	351	16%	0.74	939	-5%	3.63	50	96.7%	300,000	0.0%	311,127	-1.9%
Nov-23	205	23%	240	-13%	0.85	861	-7%	4.20	48	96.4%	303,000	6.3%	310,501	0.9%
Dec-23	147	20%	163	34%	0.90	669	-5%	4.55	65	95.5%	277,000	2.6%	310,821	12.6%
2023	2,873	-8%	4,327	-9%	0.66	900	-5%	3.76	50	96.9%	312,000	-3.4%	330,388	-4.4%
Jan-24	147	39%	238	-10%	0.62	658	-13%	4.48	74	95.5%	264,000	0.6%	288,770	0.4%
Feb-24	220	42%	286	0%	0.77	631	-21%	2.87	57	96.9%	324,000	4.5%	348,307	2.8%
Mar-24	243	2%	348	-2%	0.70	651	-18%	2.68	54	97.6%	308,400	0.0%	333,306	1.9%
Apr-24	330	41%	470	35%	0.70	694	-17%	2.10	42	98.1%	339,325	4.6%	361,843	8.7%
May-24														
Jun-24														
Jul-24														
Aug-24														
Sep-24														
Oct-24														
Nov-24														
Dec-24														
2024	940	28%	1,342	7%	0.70	659	-17%	2.80	53	97.3%	318,400	3.7%	339,871	4.3%