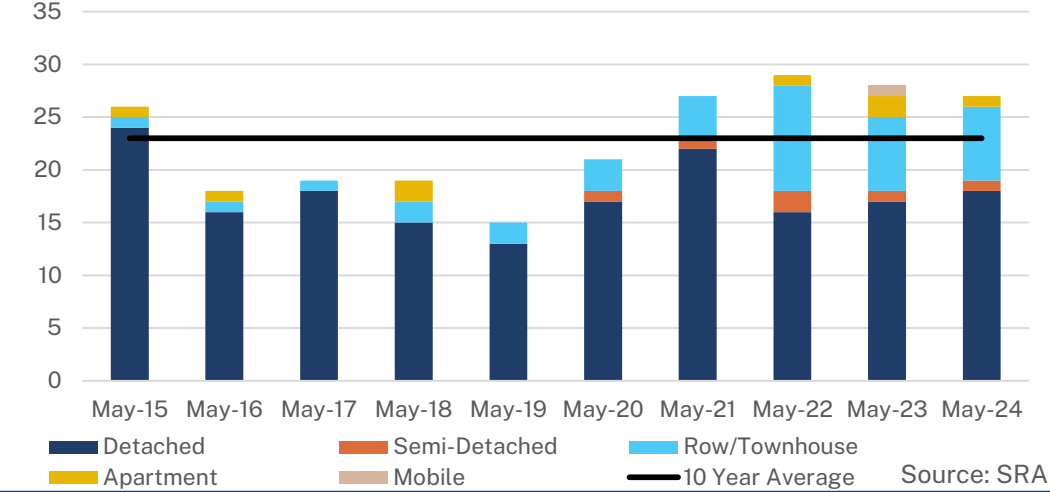




MARTENSVILLE - MAY 2024

Monthly Sales Comparison




SALES
27

↓ 3.6% Y/Y | ↑ 32.4% YTD

VS. 10-YEAR AVERAGE
↑ 17.4% | ↑ 14.9% YTD



NEW LISTINGS
35

↑ 12.9% Y/Y | ↑ 4.8% YTD

VS. 10-YEAR AVERAGE
↓ 22.0% | ↓ 37.8% YTD

TOTAL RESIDENTIAL BENCHMARK PRICE

\$ 397,800 | **↑ 4.4%** Y/Y

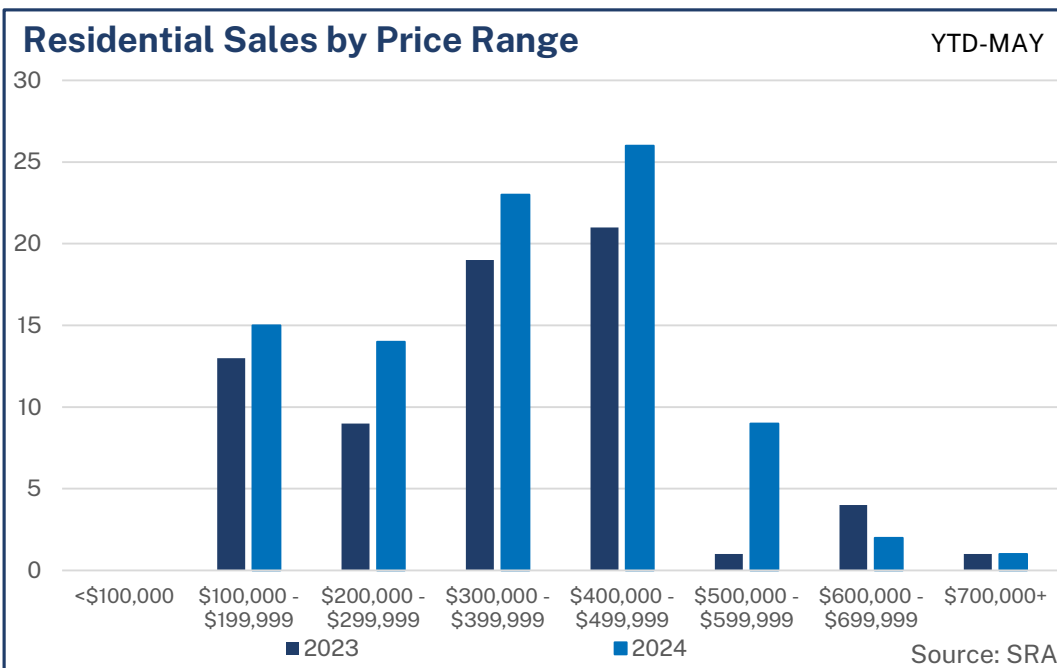

Monthly trend*



INVENTORY
32

↓ 23.8% Y/Y | Monthly trend*

VS. 10-YEAR AVERAGE
↓ 65.4% | ↓ 58.1% YTD

MONTHS OF SUPPLY
1.19

↓ 21.0% Y/Y | Monthly trend*

VS. 10-YEAR AVERAGE
↓ 73.5% | ↓ 66.7% YTD



MARTENSVILLE - MAY 2024

May 2024

	Sales		New Listings		Inventory		Months of Supply		DOM	Benchmark		Avg Price	
	Actual	Y/Y%	Actual	Y/Y%	Actual	Y/Y%	Actual	Y/Y%	Actual	Actual	Y/Y%	Actual	Y/Y%
Detached	18	6%	26	8%	21	-28%	1.17	-32%	34	\$471,000	8%	\$425,656	4%
Semi-Detached	1	0%	0	-	0	-	0.00	-	55	-	-	\$385,000	4%
Row/Townhouse	7	0%	8	33%	9	0%	1.29	0%	60	\$209,900	10%	\$286,257	43%
Apartment	1	-50%	1	0%	2	-50%	2.00	0%	42	\$216,500	13%	\$389,000	25%
Acreage	0	-	0	-	0	-	-	-	-	-	-	-	-
Mobile	0	-100%	0	-	0	-	-	-	-	-	-	-	-
Mutli-Family	0	-	0	-	0	-	-	-	-	-	-	-	-
Total Residential	27	-4%	35	13%	32	-24%	1.19	-21%	42	\$397,800	4%	\$386,652	14%

10-Year Averages

	Sales		New Listings		Inventory		Months of Supply		DOM	Benchmark		Avg Price	
	Avg	%Diff	Avg	%Diff	Avg	%Diff	Avg	%Diff	Avg	Avg	%Diff	Avg	%Diff
Total Residential	23	17%	45	-22%	92	-65%	4.47	-73%	47	\$339,920	17%	\$332,493	16%

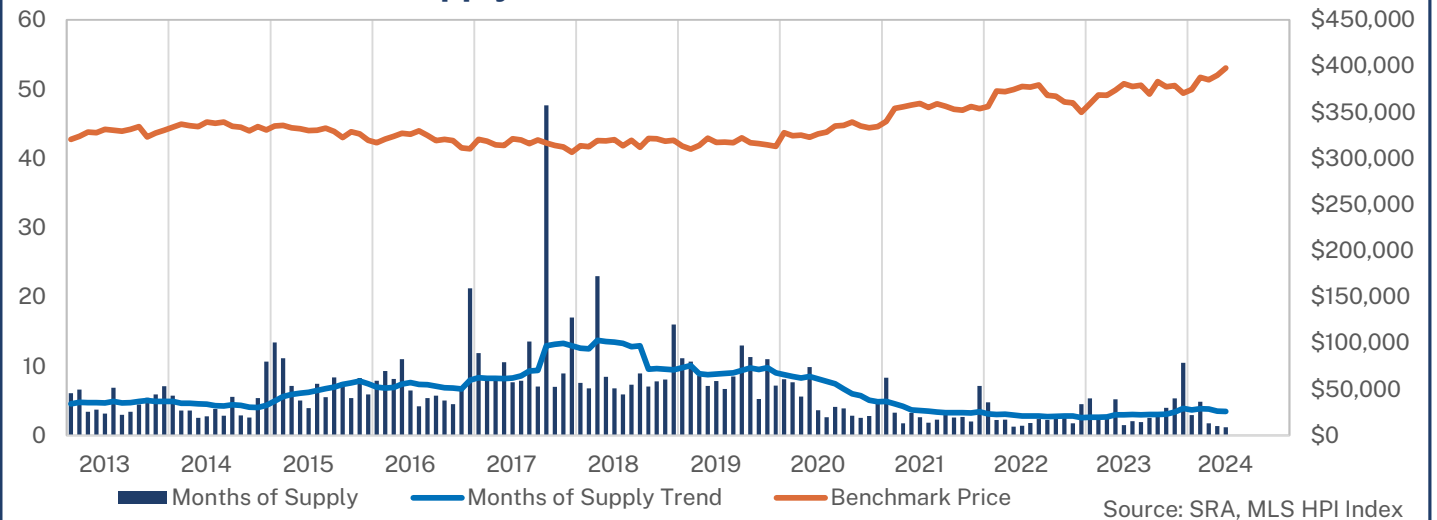
Year-to-Date May 2024

	Sales		New Listings		Inventory		Months of Supply		DOM	Benchmark		Avg Price	
	Actual	Y/Y%	Actual	Y/Y%	Actual	Y/Y%	Actual	Y/Y%	Actual	Actual	Y/Y%	Actual	Y/Y%
Detached	49	17%	67	-11%	20	0%	2.08	-14%	71	\$451,900	8%	\$450,500	6%
Semi-Detached	5	0%	3	50%	1	-25%	1.20	-25%	63	-	-	\$385,300	6%
Row/Townhouse	29	81%	35	52%	10	33%	1.79	-26%	39	\$204,920	10%	\$227,469	10%
Apartment	7	133%	5	25%	3	-52%	1.86	-79%	70	\$212,700	9%	\$303,271	20%
Acreage	0	-100%	0	-	0	-100%	-	-	-	-	-	-	-
Mobile	0	-100%	0	-100%	0	-100%	-	-	-	-	-	-	-
Mutli-Family	0	-	0	-	0	-	-	-	-	-	-	-	-
Total Residential	90	32%	110	5%	35	-6%	1.92	-29%	60	\$387,060	5%	\$363,561	1%

10-Year Averages

	Sales		New Listings		Inventory		Months of Supply		DOM	Benchmark		Avg Price	
	Avg	%Diff	Avg	%Diff	Avg	%Diff	Avg	%Diff	Avg	Avg	%Diff	Avg	%Diff
Total Residential	78	15%	177	-38%	83	-58%	5.77	-67%	54	\$336,174	15%	\$326,271	11%

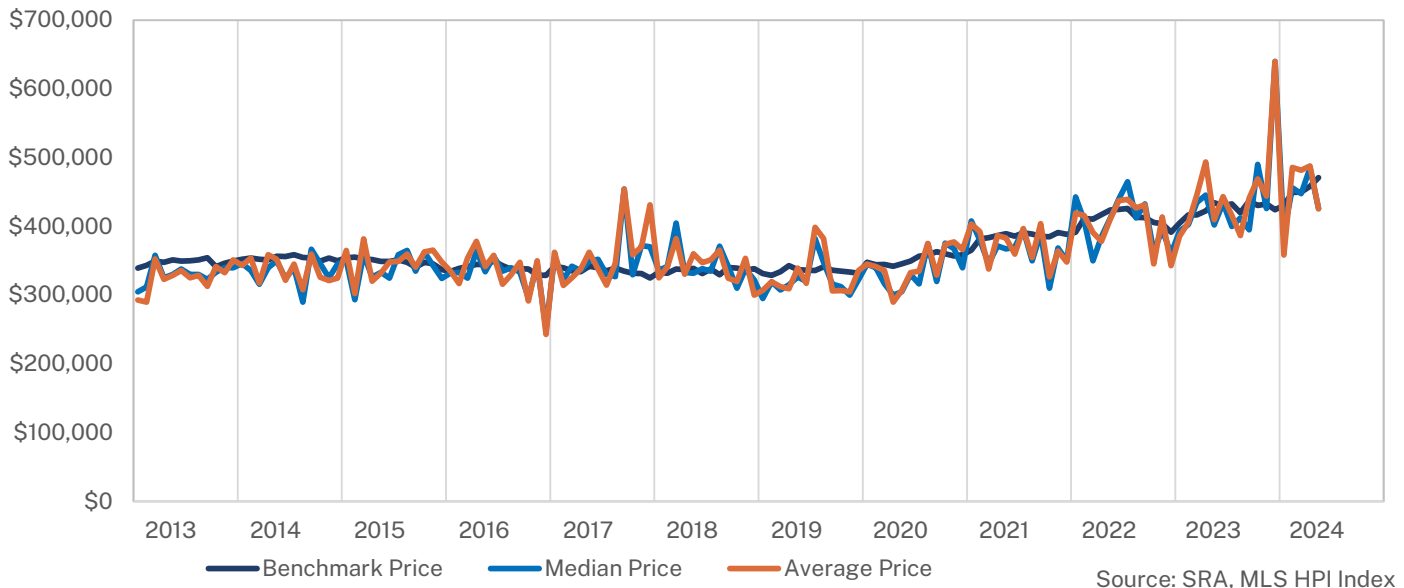
Residential Months of Supply and Price



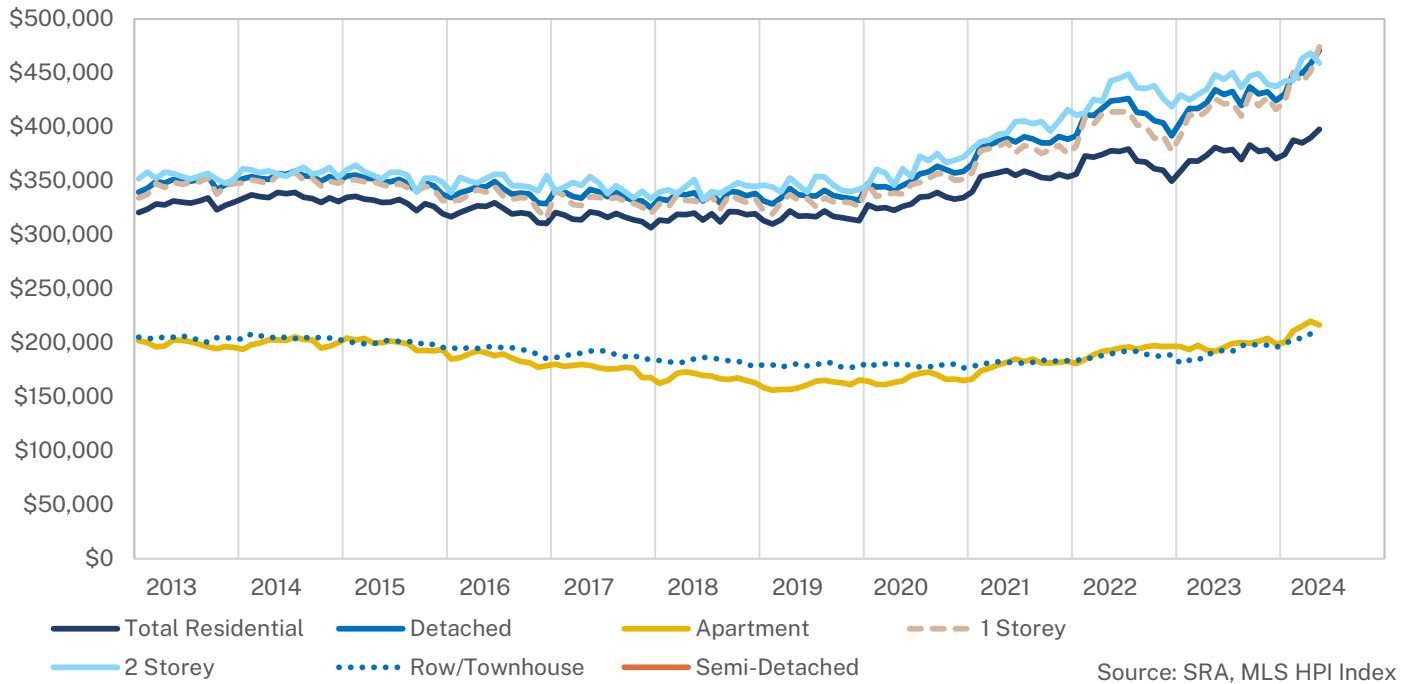


MARTENSVILLE - MAY 2024

Detached Pricing



Benchmark Price





MARTENSVILLE - MAY 2024

HPI Benchmark Attributes

	Composite
Bedrooms, Above Ground	3
Bathrooms, Full	2
Bathrooms, Half	0
Garage	Attached, Double width
Gross Living Area, Above Ground (Sq. Ft.)	1158
Lot Size	-
Fireplaces, Number of	0
Year Built	2008
May 2024 Benchmark Price	\$397,800
Detached Share of Sales, Last 3 Years	70%
Semi-Detached Share of Sales, Last 3 Years	2%
Apartment Share of Sales, Last 3 Years	4%
Townhouse Share of Sales, Last 3 Years	23%

	Detached	1 Storey	2 Storey
Bedrooms, Above Ground	3	3	3
Bathrooms, Full	2	2	2
Bathrooms, Half	0	0	1
Garage	Attached, Double width	Attached, Double width	Attached, Double width
Gross Living Area, Above Ground (Sq. Ft.)	1216	1167	1370
Lot Size	6156	6257	5700
Fireplaces, Number of	0	0	0
Year Built	2008	2008	2010
May 2024 Benchmark Price	\$471,000	\$474,500	\$458,900
Share of Total Sales, Last 3 Years	70%	49%	24%

	Semi-Detached	Row/Townhouse	Apartment
Bedrooms, Above Ground	-	2	2
Bathrooms, Full	-	1	1
Bathrooms, Half	-	0	0
Garage	-	-	Attached, Single width
Gross Living Area, Above Ground (Sq. Ft.)	-	949	1062
Fireplaces, Number of	-	0	0
Year Built	-	2009	1997
May 2024 Benchmark Price	-	\$209,900	\$216,500
Share of Total Sales, Last 3 Years	2%	23%	4%

MARTENSVILLE																	
	Sales	Y/Y%	New Listings	Y/Y%	S/NL Ratio	Inventory	Y/Y%	Months of Supply	DOM	SP/LP	Benchmark Price	Y/Y%	Median Price	Y/Y%	Average Price	Y/Y%	Index
Jan-13	14	133%	48	33%	0.29	85	4%	6.07	79	97.5%	320,700	4.1%	277,500	-0.9%	286,207	1.9%	216.8
Feb-13	15	-29%	39	39%	0.38	99	29%	6.60	39	98.8%	323,700	3.4%	306,900	1.5%	276,147	-9.0%	218.9
Mar-13	28	27%	35	-27%	0.80	95	9%	3.39	40	98.5%	328,500	2.7%	339,450	12.3%	320,886	-3.7%	222.1
Apr-13	27	13%	50	16%	0.54	100	10%	3.70	55	98.6%	327,800	2.0%	307,000	-5.2%	298,293	-4.4%	221.6
May-13	30	25%	41	28%	0.73	95	13%	3.17	54	98.9%	331,400	4.2%	329,900	13.2%	320,793	9.1%	224.1
Jun-13	15	-21%	49	75%	0.31	103	24%	6.87	42	98.7%	330,400	2.5%	338,000	1.7%	331,627	0.9%	223.4
Jul-13	33	136%	38	58%	0.87	98	24%	2.97	52	98.4%	329,500	2.0%	309,000	-12.7%	306,218	-11.4%	222.8
Aug-13	26	24%	42	62%	0.62	89	35%	3.42	55	98.3%	331,400	2.0%	327,200	-6.2%	325,037	0.7%	224.1
Sep-13	20	-13%	33	50%	0.61	89	65%	4.45	60	98.4%	334,300	4.8%	315,250	4.4%	310,587	2.6%	226.0
Oct-13	17	0%	43	23%	0.40	92	44%	5.41	263	97.9%	323,300	0.0%	329,900	8.2%	307,894	1.7%	218.6
Nov-13	15	67%	30	50%	0.50	89	31%	5.93	60	98.7%	327,500	4.0%	337,900	37.9%	331,040	35.8%	221.4
Dec-13	10	11%	24	71%	0.42	71	18%	7.10	37	98.2%	330,300	2.0%	335,000	30.1%	336,860	15.5%	223.3
2013	250	20%	472	33%	0.53	92	23%	4.42	67	98.4%	328,233	2.8%	323,700	2.8%	312,489	0.9%	221.9
Jan-14	12	-14%	42	-13%	0.29	69	-19%	5.75	52	99.5%	333,600	4.0%	345,500	24.5%	332,083	16.0%	225.6
Feb-14	19	27%	33	-15%	0.58	68	-31%	3.58	54	97.8%	337,100	4.1%	327,900	6.8%	345,716	25.2%	227.9
Mar-14	19	-32%	38	9%	0.50	68	-28%	3.58	27	98.2%	335,500	2.1%	285,000	-16.0%	299,947	-6.5%	226.8
Apr-14	29	7%	45	-10%	0.64	74	-26%	2.55	30	98.2%	334,500	2.0%	334,900	9.1%	326,341	9.4%	226.2
May-14	26	-13%	41	0%	0.63	72	-24%	2.77	40	98.3%	339,200	2.4%	342,000	3.7%	339,042	5.7%	229.3
Jun-14	20	33%	41	-16%	0.49	76	-26%	3.80	41	97.9%	338,100	2.3%	320,000	-5.3%	299,523	-9.7%	228.6
Jul-14	24	-27%	39	3%	0.62	68	-31%	2.83	45	98.5%	339,300	3.0%	312,450	1.1%	310,704	1.5%	229.4
Aug-14	14	-46%	40	-5%	0.35	78	-12%	5.57	50	98.8%	334,800	1.0%	272,950	-16.6%	285,807	-12.1%	226.4
Sep-14	22	10%	33	0%	0.67	64	-28%	2.91	50	97.8%	333,800	-0.1%	332,500	5.5%	330,050	6.3%	225.7
Oct-14	25	47%	36	-16%	0.69	64	-30%	2.56	76	98.4%	329,900	2.0%	307,000	-6.9%	316,110	2.7%	223.1
Nov-14	13	-13%	30	0%	0.43	70	-21%	5.38	39	97.6%	334,300	2.1%	325,000	-3.8%	313,338	-5.3%	226.0
Dec-14	6	-40%	19	-21%	0.32	64	-10%	10.67	50	97.6%	330,800	0.2%	316,000	-5.7%	310,192	-7.9%	223.7
2014	229	-8%	437	-7%	0.52	70	-24%	3.65	46	98.2%	335,075	2.1%	325,000	0.4%	319,121	2.1%	226.6
Jan-15	5	-58%	19	-55%	0.26	67	-3%	13.40	71	97.3%	334,900	0.4%	350,000	1.3%	365,200	10.0%	226.4
Feb-15	7	-63%	39	18%	0.18	78	15%	11.14	58	97.8%	335,600	-0.4%	277,000	-15.5%	289,729	-16.2%	226.9
Mar-15	13	-32%	41	8%	0.32	93	37%	7.15	43	98.0%	333,200	-0.7%	338,000	18.6%	344,246	14.8%	225.3
Apr-15	20	-31%	57	27%	0.35	101	36%	5.05	39	97.7%	332,200	-0.7%	315,000	-5.9%	298,560	-8.5%	224.6
May-15	27	4%	61	49%	0.44	107	49%	3.96	50	98.3%	330,100	-2.7%	330,000	-3.5%	322,259	-5.0%	223.2
Jun-15	16	-20%	51	24%	0.31	119	57%	7.44	54	98.0%	330,400	-2.3%	317,500	-0.8%	335,844	12.1%	223.4
Jul-15	21	-13%	50	28%	0.42	116	71%	5.52	34	97.9%	332,700	-1.9%	333,000	6.6%	335,519	8.0%	224.9
Aug-15	14	0%	47	18%	0.30	117	50%	8.36	53	98.3%	329,000	-1.7%	357,500	31.0%	349,789	22.4%	222.4
Sep-15	14	-36%	39	18%	0.36	108	69%	7.71	54	97.2%	322,400	-3.4%	332,500	0.0%	332,636	0.8%	218.0
Oct-15	18	-28%	32	-11%	0.56	97	52%	5.39	54	98.1%	328,800	-0.3%	333,750	8.7%	320,572	1.4%	222.3
Nov-15	10	-23%	25	-17%	0.40	83	19%	8.30	60	97.7%	326,500	-2.3%	322,500	-0.8%	336,260	7.3%	220.8
Dec-15	12	100%	29	53%	0.41	71	11%	5.92	76	97.3%	319,600	-3.4%	324,250	2.6%	348,258	12.3%	216.1
2015	177	-23%	490	12%	0.36	96	39%	6.54	51	97.9%	329,617	-1.6%	330,000	1.5%	329,304	3.2%	222.9
Jan-16	10	100%	32	68%	0.31	79	18%	7.90	43	98.2%	316,900	-5.4%	322,250	-7.9%	320,430	-12.3%	214.3
Feb-16	10	43%	48	23%	0.21	93	19%	9.30	64	97.5%	320,800	-4.4%	316,500	14.3%	304,750	5.2%	216.9
Mar-16	14	8%	46	12%	0.30	114	23%	8.14	59	97.0%	323,800	-2.8%	317,500	-6.1%	347,807	1.0%	218.9
Apr-16	11	-45%	48	-16%	0.23	121	20%	11.00	40	97.4%	327,000	-1.6%	364,500	15.7%	378,382	26.7%	221.1
May-16	19	-30%	58	-5%	0.33	123	15%	6.47	38	97.2%	326,300	-1.2%	305,900	-7.3%	325,181	0.9%	220.6
Jun-16	26	63%	38	-25%	0.68	109	-8%	4.19	45	98.2%	329,800	-0.2%	343,900	8.3%	324,589	-3.4%	223.0
Jul-16	19	-10%	49	-2%	0.39	102	-12%	5.37	43	97.9%	324,700	-2.4%	300,000	-9.9%	301,286	-10.2%	219.5
Aug-16	19	36%	49	4%	0.39	109	-7%	5.74	43	97.8%	319,400	-2.9%	320,000	-10.5%	323,426	-7.5%	216.0
Sep-16	21	50%	43	10%	0.49	106	-2%	5.05	52	98.2%	320,400	-0.6%	325,000	-2.3%	327,710	-1.5%	216.6
Oct-16	20	11%	27	-16%	0.74	90	-7%	4.50	73	98.0%	319,400	-2.9%	296,000	-11.3%	289,053	-9.8%	216.0
Nov-16	13	30%	35	40%	0.37	91	10%	7.00	50	96.9%	311,200	-4.7%	329,900	2.3%	328,054	-2.4%	210.4
Dec-16	4	-67%	18	-38%	0.22	85	20%	21.25	54	96.2%	310,500	-2.8%	250,750	-22.7%	242,875	-30.3%	209.9
2016	186	5%	491	0%	0.38	102	6%	6.57	50	97.7%	320,850	-2.7%	324,874	-1.6%	320,805	-2.6%	216.9
Jan-17	8	-20%	47	47%	0.17	95	20%	11.88	42	96.5%	320,700	1.2%	347,000	7.7%	317,925	-0.8%	216.8
Feb-17	14	40%	51	6%	0.27	113	22%	8.07	48	97.2%	318,600	-0.7%	316,500	0.0%	287,232	-5.7%	215.4
Mar-17	15	7%	46	0%	0.33	122	7%	8.13	63	97.5%	314,600	-2.8%	315,000	-0.8%	307,292	-11.6%	212.7
Apr-17	12	9%	39	-19%	0.31	127	5%	10.58	49	100.4%	314,000	-4.0%	332,900	-8.7%	317,291	-16.1%	212.3
May-17	19	0%	65	12%	0.29	146	19%	7.68	46	97.8%	321,200	-1.6%	345,000	12.8%	357,921	10.1%	217.2
Jun-17	18	-31%	43	13%	0.42	142	30%	7.89	72	98.1%	319,800	-3.0%	327,500	-4.8%	325,850	0.4%	216.2
Jul-17	11	-42%	49	0%	0.22	149	46%	13.55	86	96.6%	316,100	-2.6%	274,000	-8.7%	296,136	-1.7%	213.7
Aug-17	20	5%	43	-12%	0.47	141	29%	7.05	62	97.6%	319,800	0.1%	317,500	-0.8%	327,245	1.2%	216.2
Sep-17	3	-86%	44	2%	0.07	143	35%	47.67	58	99.2%	316,500	-1.2%	379,000	16.6%	385,883	17.8%	214.0
Oct-17	19	-5%	45	67%	0.42	133	48%	7.00	62	97.0%	313,900	-1.7%	325,000	9.8%	354,121	22.5%	212.2
Nov-17	14	8%	31	-11%	0.45	125	37%	8.93	46	97.0%	312,400	0.4%	355,000	7.6%	348,404	6.2%	211.2
Dec-17	7	75%	25	39%	0.28	119	40%	17.00	72	100.4%	306,600	-1.3%	345,000	37.6%	335,388	38.1%	207.3
2017	160	-14%	528	8%	0.30	130	27%	9.72	59	97.8%	316,183	-1.5%	328,900	1.2%	328,507	2.4%	213.8
Jan-18	14	75%	29	-38%	0.48	106	12%	7.57	94	98.3%	313,600	-2.2%	336,500	-3.0%	325,100	2.3%	212.0
Feb-18	15	7%	21	-59%	0.71	102	-10%	6.80	81	98.6%	312,700	-1.9%	329,900	4.2%	311,740	8.5%	211.4
Mar-18	5	-67%	39	-15%	0.13	115	-6%	23.00	20	96.9%	319,100	1.4%	405,000	28.6%	382,500	24.5%	215.8
Apr-18	13	8%	34	-13%	0.38	110	-13%	8.46	79	98.2%	318,800	1.5%	329,900	-0.9%	327,154	3.1%	215.6
May-18	19	0%	51	-22%	0.37	129	-12%	6.79	79	96.3%	320,300	-0.3%	325,000	-5.8%	335,679	-6.2%	216.6
Jun-18	20	11%	34	-21%	0.59	118	-17%	5.90	69	98.2%	313,600	-1.9%	327,500	0.0%	327,215	0.4%	212.0
Jul-18	16	45%	31	-37%	0.52	117	-21%	7.31	61	97.4%	319,700	1.1%	313,500	14.4%	337,216	13.9%	216.2
Aug-18	14	-30%	42	-2%	0.33	125	-11%	8.93	77	98.8%	311,900	-2.5%	371,250	16.9%	365,493	11.7%	210.9

MARTENSVILLE																	
	Sales	Y/Y%	New Listings	Y/Y%	S/NL Ratio	Inventory	Y/Y%	Months of Supply	DOM	SP/LP	Benchmark Price	Y/Y%	Median Price	Y/Y%	Average Price	Y/Y%	Index
Jan-13	13	160%	43	48%	0.30	73	14%	5.62	83	97.5%	339,500	3.7%	305,000	8.9%	292,800	-1.5%	227.2
Feb-13	13	-24%	33	50%	0.39	84	42%	6.46	38	98.8%	343,200	3.2%	311,900	1.4%	290,038	-10.5%	229.7
Mar-13	23	21%	28	-36%	0.82	79	13%	3.43	38	98.7%	349,500	2.6%	357,900	4.6%	352,626	1.5%	233.9
Apr-13	22	0%	46	15%	0.48	88	21%	4.00	49	98.6%	348,000	1.7%	325,250	-1.7%	322,868	0.0%	232.9
May-13	28	56%	37	32%	0.76	83	17%	2.96	54	99.0%	351,400	3.9%	329,900	7.8%	328,814	2.6%	235.2
Jun-13	13	-19%	34	48%	0.38	84	20%	6.46	43	98.7%	349,400	2.0%	338,000	0.0%	335,800	-0.6%	233.9
Jul-13	27	93%	35	84%	0.77	84	31%	3.11	54	98.5%	349,800	1.7%	329,900	-6.8%	325,203	-5.9%	234.1
Aug-13	25	32%	34	48%	0.74	74	40%	2.96	56	98.3%	351,200	1.6%	330,000	-5.7%	328,958	-1.2%	235.1
Sep-13	19	0%	27	35%	0.70	70	56%	3.68	62	98.4%	354,600	4.7%	323,000	-0.6%	312,960	-3.6%	237.3
Oct-13	13	-13%	32	-3%	0.41	75	36%	5.77	334	98.1%	341,800	-0.4%	333,000	4.4%	341,785	7.7%	228.8
Nov-13	14	100%	26	86%	0.54	72	26%	5.14	62	98.8%	346,600	3.9%	340,400	21.1%	332,900	19.4%	232.0
Dec-13	9	13%	18	38%	0.50	57	14%	6.33	38	98.2%	349,500	1.7%	340,000	17.3%	351,400	15.2%	233.9
2013	219	22%	393	28%	0.56	77	26%	4.21	69	98.5%	347,875	2.5%	329,900	0.5%	326,848	0.3%	232.8
Jan-14	11	-15%	31	-28%	0.35	53	-27%	4.82	52	99.5%	352,100	3.7%	346,000	13.4%	343,273	17.2%	235.7
Feb-14	18	38%	29	-12%	0.62	52	-38%	2.89	54	97.8%	354,000	3.1%	335,900	7.7%	354,089	22.1%	236.9
Mar-14	16	-30%	33	18%	0.48	53	-33%	3.31	24	97.9%	352,300	0.8%	316,000	-11.7%	317,525	-10.0%	235.8
Apr-14	23	5%	29	-37%	0.79	55	-38%	2.39	30	98.1%	351,500	1.0%	339,900	4.5%	358,878	11.2%	235.3
May-14	24	-14%	34	-8%	0.71	52	-37%	2.17	36	98.3%	356,700	1.5%	350,000	6.1%	352,338	7.2%	238.8
Jun-14	16	23%	28	-18%	0.57	57	-32%	3.56	42	97.8%	356,000	1.9%	324,450	-4.0%	321,563	-4.2%	238.3
Jul-14	18	-33%	28	-20%	0.64	51	-39%	2.83	48	98.2%	359,000	2.6%	340,000	3.1%	345,228	6.2%	240.3
Aug-14	11	-56%	33	-3%	0.33	59	-20%	5.36	50	98.8%	354,700	1.0%	290,000	-12.1%	308,109	-6.3%	237.4
Sep-14	17	-11%	31	15%	0.55	54	-23%	3.18	36	97.7%	354,100	-0.1%	367,000	13.6%	359,918	15.0%	237.0
Oct-14	23	77%	29	-9%	0.79	51	-32%	2.22	76	98.4%	349,600	2.3%	346,000	3.9%	326,207	-4.6%	234.0
Nov-14	12	-14%	24	-8%	0.50	56	-22%	4.67	41	97.5%	354,000	2.1%	325,250	-4.5%	321,125	-3.5%	236.9
Dec-14	5	-44%	10	-44%	0.50	50	-12%	10.00	54	97.7%	350,100	0.2%	345,000	1.5%	324,780	-7.6%	234.3
2014	194	-11%	339	-14%	0.57	54	-30%	3.31	45	98.1%	353,675	1.7%	341,900	3.6%	339,110	3.8%	236.7
Jan-15	5	-55%	14	-55%	0.36	54	2%	10.80	71	97.3%	354,600	0.7%	350,000	1.2%	365,200	6.4%	237.3
Feb-15	6	-67%	30	3%	0.20	62	19%	10.33	56	97.5%	355,500	0.4%	293,500	-12.6%	302,067	-14.7%	238.0
Mar-15	10	-38%	31	-6%	0.32	73	38%	7.30	49	98.0%	352,700	0.1%	359,750	13.8%	382,030	20.3%	236.1
Apr-15	16	-30%	42	45%	0.38	82	49%	5.13	45	97.7%	351,900	0.1%	326,000	-4.1%	320,544	-10.7%	235.5
May-15	24	0%	47	38%	0.51	82	58%	3.42	53	98.4%	349,000	-2.2%	333,000	-4.9%	332,458	-5.6%	233.6
Jun-15	13	-19%	42	50%	0.31	97	70%	7.46	55	98.1%	349,200	-1.9%	325,000	0.2%	348,354	8.3%	233.7
Jul-15	19	6%	41	46%	0.46	93	82%	4.89	35	97.9%	351,500	-2.1%	359,000	5.6%	349,258	1.2%	235.3
Aug-15	13	18%	30	-9%	0.43	91	54%	7.00	52	98.2%	347,600	-2.0%	365,000	25.9%	359,723	16.8%	232.7
Sep-15	13	-24%	31	0%	0.42	82	52%	6.31	51	97.1%	340,600	-3.8%	335,000	-8.7%	340,646	-5.4%	228.0
Oct-15	13	-43%	28	-3%	0.46	76	49%	5.85	63	98.1%	348,000	-0.5%	362,500	4.8%	362,638	11.2%	232.9
Nov-15	8	-33%	20	-17%	0.40	66	18%	8.25	54	97.4%	345,600	-2.4%	343,500	5.6%	365,438	13.8%	231.3
Dec-15	12	140%	23	130%	0.52	56	12%	4.67	76	97.3%	337,400	-3.6%	324,250	-6.0%	348,258	7.2%	225.8
2015	152	-22%	379	12%	0.40	76	42%	6.01	53	97.8%	348,633	-1.4%	337,500	-1.3%	346,399	2.1%	233.4
Jan-16	9	80%	30	114%	0.30	64	19%	7.11	45	98.3%	334,400	-5.7%	332,000	-5.1%	335,478	-8.1%	223.8
Feb-16	9	50%	33	10%	0.27	73	18%	8.11	59	97.5%	339,100	-4.6%	333,000	13.5%	317,056	5.0%	227.0
Mar-16	13	30%	32	3%	0.41	83	14%	6.38	61	96.8%	341,400	-3.2%	325,000	-9.7%	353,800	-7.4%	228.5
Apr-16	11	-31%	38	-10%	0.29	83	1%	7.55	40	97.4%	344,600	-2.1%	364,500	11.8%	378,382	18.0%	230.7
May-16	16	-33%	45	-4%	0.36	88	7%	5.50	33	97.1%	344,500	-1.3%	333,950	0.3%	341,790	2.8%	230.6
Jun-16	19	46%	34	-19%	0.56	81	-16%	4.26	35	97.9%	349,400	0.1%	356,000	9.5%	358,042	2.8%	233.9
Jul-16	15	-21%	36	-12%	0.42	78	-16%	5.20	48	97.5%	342,900	-2.4%	335,000	-6.7%	316,120	-9.5%	229.5
Aug-16	17	31%	34	13%	0.50	76	-16%	4.47	44	97.4%	337,600	-2.9%	340,000	-6.8%	329,782	-8.3%	226.0
Sep-16	18	38%	33	6%	0.55	70	-15%	3.89	48	98.1%	338,700	-0.6%	333,500	-0.4%	347,722	2.1%	226.7
Oct-16	16	23%	20	-29%	0.80	58	-24%	3.63	54	96.9%	338,000	-2.9%	296,000	-18.3%	291,657	-19.6%	226.2
Nov-16	11	38%	29	45%	0.38	60	-9%	5.45	50	96.7%	329,400	-4.7%	344,500	0.3%	350,073	-4.2%	220.5
Dec-16	4	-67%	17	-26%	0.24	57	2%	14.25	54	96.2%	329,000	-2.5%	250,750	-22.7%	242,875	-30.3%	220.2
2016	158	4%	381	1%	0.41	73	-5%	5.51	46	97.4%	339,083	-2.7%	335,500	-0.6%	335,454	-3.2%	227.0
Jan-17	6	-33%	31	3%	0.19	61	-5%	10.17	43	96.7%	341,600	2.2%	356,250	7.3%	362,567	8.1%	228.6
Feb-17	10	11%	43	30%	0.23	77	5%	7.70	32	97.4%	339,800	0.2%	322,500	-3.2%	314,230	-0.9%	227.4
Mar-17	11	-15%	39	22%	0.28	88	6%	8.00	32	96.9%	335,600	-1.7%	342,000	5.2%	325,036	-8.1%	224.6
Apr-17	10	-9%	30	-21%	0.33	93	12%	9.30	54	100.5%	334,000	-3.1%	335,950	-7.8%	337,970	-10.7%	223.6
May-17	18	13%	39	-13%	0.46	97	10%	5.39	48	97.7%	342,200	-0.7%	348,950	4.5%	362,533	6.1%	229.0
Jun-17	14	-26%	32	-6%	0.44	94	16%	6.71	56	97.7%	340,000	-2.7%	352,250	-1.1%	338,250	-5.5%	227.6
Jul-17	9	-40%	44	22%	0.20	101	29%	11.22	81	96.4%	335,500	-2.2%	330,000	-1.5%	314,778	-0.4%	224.6
Aug-17	17	0%	32	-6%	0.53	91	20%	5.35	60	97.6%	339,300	0.5%	327,000	-3.8%	346,353	5.0%	227.1
Sep-17	2	-89%	35	6%	0.06	95	36%	47.50	12	98.8%	335,000	-1.1%	454,500	36.3%	454,500	30.7%	224.2
Oct-17	18	13%	32	60%	0.56	81	40%	4.50	63	96.9%	331,700	-1.9%	329,750	11.4%	358,717	23.0%	222.0
Nov-17	12	9%	19	-34%	0.63	75	25%	6.25	45	97.0%	331,400	0.6%	372,000	8.0%	370,304	5.8%	221.8
Dec-17	4	0%	17	0%	0.24	72	26%	18.00	74	102.2%	325,000	-1.2%	370,409	47.7%	431,454	77.6%	217.5
2017	131	-17%	393	3%	0.33	85	18%	7.82	52	97.7%	335,925	-0.9%	342,000	1.9%	349,544	4.2%	224.8
Jan-18	14	133%	19	-39%	0.74	59	-3%	4.21	94	98.3%	333,300	-2.4%	336,500	-5.5%	325,100	-10.3%	223.1
Feb-18	11	10%	18	-58%	0.61	59	-23%	5.36	78	98.6%	331,800	-2.4%	341,500	5.9%	341,345	8.6%	222.1
Mar-18	5	-55%	30	-23%	0.17	69	-22%	13.80	20	96.9%	338,300	0.8%	405,000	18.4%	382,500	17.7%	226.4
Apr-18	12	20%	27	-10%	0.44	72	-23%	6.00	78	98.2%	337,000	0.9%	333,200	-0.8%	330,375	-2.2%	225.6
May-18	15	-17%	36	-8%	0.42	83	-14%	5.53	63	96.1%	338,900	-1.0%	331,900	-4.9%	360,227	-0.6%	226.8
Jun-18	16	14%	25	-22%	0.64	80	-15%	5.00	68	98.1%	331,500	-2.5%	338,500	-3.9%	347,211	2.6%	221.9
Jul-18	13	44%	22	-50%	0.59	77	-24%	5.92	44	97.2%	338,300	0.8%	335,000	1.5%	351,281	11.6%	226.4
Aug-18	14	-18%	24	-25%	0.58	76	-16%	5.43	77	98.8%	329,500	-2.9%	371,250	13.5%	365,493	5.5%	220.5
Sep-18	12	500%	19	-46													

MARTENSVILLE																	
	Sales	Y/Y%	New Listings	Y/Y%	S/NL Ratio	Inventory	Y/Y%	Months of Supply	DOM	SP/LP	Benchmark Price	Y/Y%	Median Price	Y/Y%	Average Price	Y/Y%	Index
Jan-19	7	-50%	10	-47%	0.70	60	2%	8.57	75	95.8%	331,300	-0.6%	295,000	-12.3%	307,071	-5.5%	221.8
Feb-19	4	-64%	20	11%	0.20	68	15%	17.00	113	96.6%	328,600	-1.0%	319,450	-6.5%	319,725	-6.3%	219.9
Mar-19	10	100%	24	-20%	0.42	71	3%	7.10	97	97.7%	334,200	-1.2%	307,500	-24.1%	312,240	-18.4%	223.7
Apr-19	13	8%	43	59%	0.30	80	11%	6.15	74	96.8%	343,100	1.8%	315,000	-5.5%	309,338	-6.4%	229.7
May-19	13	-13%	21	-42%	0.62	77	-7%	5.92	54	97.3%	337,200	-0.5%	326,700	-1.6%	339,346	-5.8%	225.7
Jun-19	17	6%	39	56%	0.44	80	0%	4.71	43	97.9%	336,500	1.5%	320,000	-5.5%	317,488	-8.6%	225.2
Jul-19	12	-8%	20	-9%	0.60	76	-1%	6.33	78	97.2%	335,900	-0.7%	382,125	14.1%	398,763	13.5%	224.8
Aug-19	9	-36%	18	-25%	0.50	75	-1%	8.33	70	99.9%	341,200	3.6%	347,800	-6.3%	382,374	4.6%	228.4
Sep-19	8	-33%	14	-26%	0.57	71	-3%	8.88	88	97.7%	336,400	-1.1%	315,750	-7.7%	306,163	-5.8%	225.2
Oct-19	13	-13%	36	6%	0.36	67	-12%	5.15	64	96.7%	334,900	-1.4%	312,500	0.8%	306,762	-4.1%	224.2
Nov-19	7	-46%	9	-59%	0.78	58	-18%	8.29	32	96.0%	333,800	-0.7%	299,900	-11.3%	304,771	-13.8%	223.4
Dec-19	9	125%	8	-27%	1.13	43	-37%	4.78	57	96.8%	332,000	-1.9%	322,500	0.2%	335,722	11.9%	222.2
2019	122	-15%	262	-9%	0.47	69	-4%	6.77	67	97.3%	335,425	-0.2%	326,350	-3.7%	329,505	-3.8%	224.5
Jan-20	9	29%	29	190%	0.31	55	-8%	6.11	53	97.5%	347,600	4.9%	345,000	16.9%	345,267	12.4%	232.7
Feb-20	9	125%	16	-20%	0.56	55	-19%	6.11	67	98.3%	344,400	4.8%	339,900	6.4%	341,544	6.8%	230.5
Mar-20	13	30%	13	-46%	1.00	50	-30%	3.85	55	96.3%	344,600	3.1%	316,650	3.0%	335,973	7.6%	230.7
Apr-20	5	-62%	9	-79%	0.56	44	-45%	8.80	127	95.2%	341,900	-0.3%	300,000	-4.8%	290,000	-6.3%	228.8
May-20	17	31%	16	-24%	1.06	36	-53%	2.12	70	99.1%	345,800	2.6%	305,000	-6.6%	306,691	-9.6%	231.5
Jun-20	19	12%	17	-56%	1.12	31	-61%	1.63	62	98.7%	349,600	3.9%	329,900	3.1%	332,779	4.8%	234.0
Jul-20	14	17%	16	-20%	0.88	30	-61%	2.14	79	99.8%	356,600	6.2%	316,200	-17.3%	335,086	-16.0%	238.7
Aug-20	13	44%	22	22%	0.59	35	-53%	2.69	34	97.9%	358,400	5.0%	375,000	7.8%	375,029	-1.9%	239.9
Sep-20	15	88%	19	36%	0.79	32	-55%	2.13	38	97.9%	363,500	8.1%	320,000	1.3%	329,313	7.6%	243.3
Oct-20	16	23%	14	-61%	1.14	22	-67%	1.38	36	98.1%	360,300	7.6%	375,500	20.2%	374,069	21.9%	241.2
Nov-20	14	100%	10	11%	1.40	14	-76%	1.00	38	97.4%	357,300	7.0%	367,500	22.5%	377,414	23.8%	239.2
Dec-20	7	-22%	5	-38%	1.40	11	-74%	1.57	48	97.2%	358,700	8.0%	340,000	5.4%	366,493	9.2%	240.1
2020	151	24%	186	-29%	0.81	35	-50%	2.75	55	98.0%	352,392	5.1%	330,000	1.1%	343,551	4.3%	235.9
Jan-21	3	-67%	14	-52%	0.21	19	-65%	6.33	53	98.6%	365,600	5.2%	408,000	18.3%	403,333	16.8%	244.7
Feb-21	15	67%	21	31%	0.71	24	-56%	1.60	30	98.5%	381,900	10.9%	380,000	11.8%	392,540	14.9%	255.6
Mar-21	27	108%	30	131%	0.90	26	-48%	0.96	20	98.9%	383,500	11.3%	345,800	9.2%	338,167	0.7%	256.7
Apr-21	18	260%	35	289%	0.51	37	-16%	2.06	23	99.1%	386,700	13.1%	371,500	23.8%	386,561	33.3%	258.8
May-21	22	29%	30	88%	0.73	36	0%	1.64	20	99.2%	389,400	12.6%	367,450	20.5%	383,164	24.9%	260.6
Jun-21	26	37%	25	47%	1.04	26	-16%	1.00	40	97.1%	386,000	10.4%	370,000	12.2%	359,585	8.1%	258.4
Jul-21	19	36%	17	6%	1.12	20	-33%	1.05	23	98.4%	390,900	9.6%	395,000	24.9%	396,932	18.5%	261.6
Aug-21	12	-8%	19	-14%	0.63	21	-40%	1.75	26	97.3%	388,800	8.5%	350,200	-6.6%	354,783	-5.4%	260.2
Sep-21	15	0%	13	-32%	1.15	17	-47%	1.13	42	97.4%	385,300	6.0%	389,900	21.8%	403,780	22.6%	257.9
Oct-21	11	-31%	10	-29%	1.10	15	-32%	1.36	21	97.7%	385,100	6.9%	310,000	-17.4%	326,573	-12.7%	257.8
Nov-21	14	0%	12	20%	1.17	11	-21%	0.79	39	98.0%	391,000	9.4%	368,750	0.3%	364,164	-3.5%	261.7
Dec-21	4	-43%	7	40%	0.57	12	9%	3.00	17	98.9%	388,500	8.3%	350,000	2.9%	348,250	-5.0%	260.0
2021	186	23%	233	25%	0.80	22	-36%	1.42	28	98.3%	385,225	9.3%	369,950	12.1%	370,456	7.8%	257.8
Jan-22	3	0%	3	-79%	1.00	11	-42%	3.67	98	98.8%	391,800	7.2%	443,000	8.6%	419,667	4.0%	262.2
Feb-22	11	-27%	10	-52%	1.10	8	-67%	0.73	17	99.8%	411,300	7.7%	409,000	7.6%	415,982	6.0%	275.3
Mar-22	13	-52%	22	-27%	0.59	16	-38%	1.23	21	101.0%	410,600	7.1%	350,000	1.2%	391,323	15.7%	274.8
Apr-22	17	-6%	20	-43%	0.85	16	-57%	0.94	30	100.1%	417,200	7.9%	385,000	3.6%	378,200	-2.2%	279.3
May-22	16	-27%	22	-27%	0.73	18	-50%	1.13	26	100.5%	424,000	8.9%	411,950	12.1%	410,681	7.2%	283.8
Jun-22	16	-38%	24	-4%	0.67	21	-19%	1.31	20	99.4%	424,800	10.1%	440,000	18.9%	437,750	21.7%	284.3
Jul-22	13	-32%	12	-29%	1.08	18	-10%	1.38	23	100.0%	426,300	9.1%	465,000	17.7%	439,446	10.7%	285.3
Aug-22	11	-8%	15	-21%	0.73	18	-14%	1.64	23	99.3%	413,400	6.3%	412,500	17.8%	427,127	20.4%	276.7
Sep-22	9	-40%	15	15%	0.60	19	12%	2.11	20	98.6%	412,600	7.1%	432,900	11.0%	431,283	6.8%	276.2
Oct-22	8	-27%	15	50%	0.53	18	20%	2.25	25	97.1%	405,700	5.3%	363,250	17.2%	345,531	5.8%	271.6
Nov-22	10	-29%	11	-8%	0.91	14	27%	1.40	27	97.7%	403,900	3.3%	394,950	7.1%	413,880	13.7%	270.3
Dec-22	5	25%	6	-14%	0.83	12	0%	2.40	48	98.2%	391,700	0.8%	360,000	2.9%	342,780	-1.6%	262.2
2022	132	-29%	175	-25%	0.75	16	-28%	1.43	26	99.5%	411,108	6.7%	406,450	9.9%	407,848	10.1%	275.2
Jan-23	4	33%	7	133%	0.57	14	27%	3.50	23	97.0%	404,700	3.3%	393,250	-11.2%	385,625	-8.1%	270.9
Feb-23	8	-27%	10	0%	0.80	15	88%	1.88	39	97.8%	417,000	1.4%	402,500	-1.6%	405,625	-2.5%	279.1
Mar-23	7	-46%	10	-55%	0.70	16	0%	2.29	29	98.3%	417,000	1.6%	435,000	24.3%	445,914	14.0%	279.1
Apr-23	6	-65%	24	20%	0.25	28	75%	4.67	28	97.5%	422,500	1.3%	445,650	15.8%	493,783	30.6%	282.8
May-23	17	6%	24	9%	0.71	29	61%	1.71	23	98.8%	434,400	2.5%	402,000	-2.4%	409,859	-0.2%	290.8
Jun-23	16	0%	18	-25%	0.89	28	33%	1.75	29	100.8%	430,100	1.2%	433,950	-1.4%	443,306	1.3%	287.9
Jul-23	17	31%	23	92%	0.74	30	67%	1.76	30	98.2%	432,800	1.5%	400,000	-14.0%	415,953	-5.3%	289.7
Aug-23	12	9%	18	20%	0.67	29	61%	2.42	23	98.7%	419,800	1.5%	412,500	0.0%	386,558	-9.5%	281.0
Sep-23	9	0%	11	-27%	0.82	25	32%	2.78	22	98.6%	437,100	5.9%	395,000	-8.8%	441,322	2.3%	292.6
Oct-23	7	-13%	12	-20%	0.58	27	50%	3.86	28	99.1%	430,700	6.2%	490,000	34.9%	468,929	35.7%	288.3
Nov-23	8	-20%	12	9%	0.67	24	71%	3.00	32	97.2%	432,600	7.1%	426,250	7.9%	444,113	7.3%	289.6
Dec-23	1	-80%	5	-17%	0.20	24	100%	24.00	51	98.5%	424,400	8.3%	640,000	77.8%	640,000	86.7%	284.1
2023	112	-15%	174	-1%	0.64	24	53%	2.58	28	98.6%	425,258	3.4%	419,750	3.3%	429,369	5.3%	284.7
Jan-24	5	25%	6	-14%	0.83	20	43%	4.00	41	98.4%	430,700	6.4%	390,400	-0.7%	358,580	-7.0%	288.3
Feb-24	4	-50%	7	-30%	0.57	22	47%	5.50	120	98.9%	449,600	7.8%	456,200	13.3%	485,600	19.7%	300.9
Mar-24	9	29%	10	0%	0.90	21	31%	2.33	106	98.8%	449,800	7.9%	447,600	2.9%	481,600	8.0%	301.1
Apr-24	13	117%	18	-25%	0.72	18	-36%	1.38	95	101.5%	458,400	8.5%	485,000	8.8%	487,924	-1.2%	306.8
May-24	18	6%	26	8%	0.69	21	-28%	1.17	34	99.6%	471,000	8.4%	426,250	6.0%	425,656	3.9%	315.3
Jun-24																	
Jul-24																	
Aug-24																	
Sep-24																	
Oct-24																	
Nov-24																	
Dec-24																	