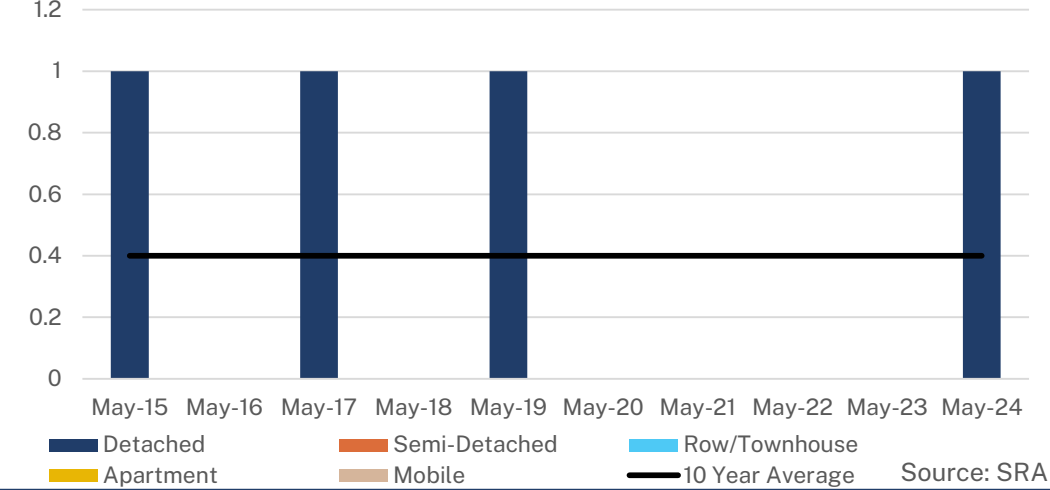




# LLOYDMINSTER CA - MAY 2024

## Monthly Sales Comparison



**SALES**

**1**

- Y/Y | 0.0% YTD

VS. 10-YEAR AVERAGE

↑ 150.0% | ↓ 4.8% YTD

**NEW LISTINGS**

**1**

↓ 66.7% Y/Y | 0.0% YTD

VS. 10-YEAR AVERAGE

↓ 44.4% | ↑ 45.5% YTD

**TOTAL RESIDENTIAL AVERAGE PRICE**

**\$ 165,000** | - Y/Y

Monthly trend\*

**INVENTORY**

**6**

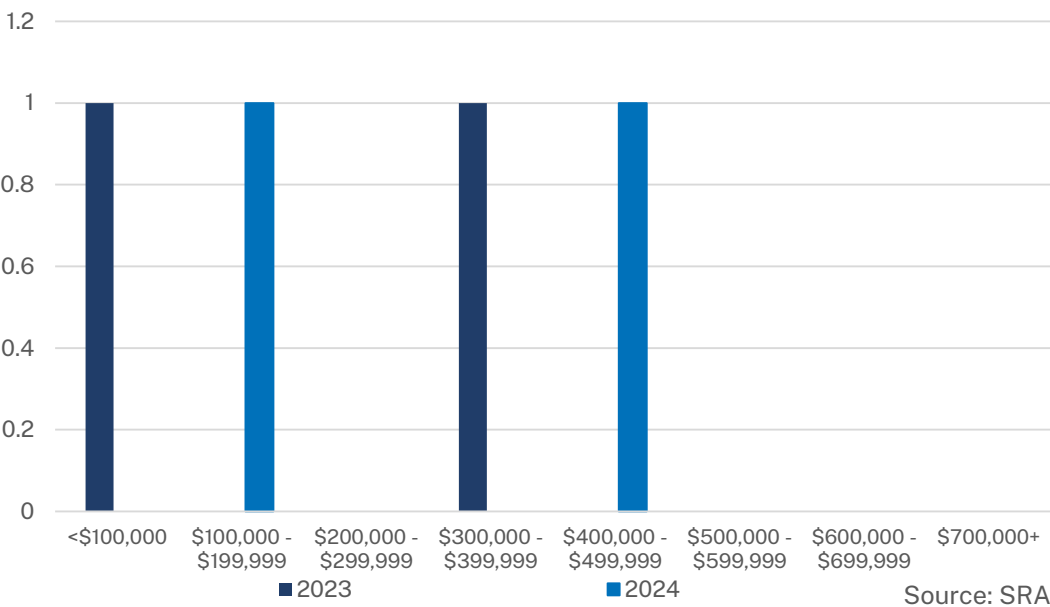
↓ 14.3% Y/Y | Monthly trend\*

VS. 10-YEAR AVERAGE

↑ 9.1% | ↑ 18.8% YTD

## Residential Sales by Price Range

YTD-MAY



**MONTHS OF SUPPLY**

**6.00**

- Y/Y | Monthly trend\*

VS. 10-YEAR AVERAGE

↑ 9.1% | ↓ 17.4% YTD



# LLOYDMINSTER CA - MAY 2024

## May 2024

|                          | Sales    |          | New Listings |             | Inventory |             | Months of Supply |          | DOM      | Avg Price        |          |
|--------------------------|----------|----------|--------------|-------------|-----------|-------------|------------------|----------|----------|------------------|----------|
|                          | Actual   | Y/Y%     | Actual       | Y/Y%        | Actual    | Y/Y%        | Actual           | Y/Y%     | Actual   | Actual           | Y/Y%     |
| Detached                 | 1        | -        | 1            | 0%          | 4         | 0%          | 4.00             | -        | 8        | \$165,000        | -        |
| Semi-Detached            | 0        | -        | 0            | -           | 0         | -           | -                | -        | -        | -                | -        |
| Row/Townhouse            | 0        | -        | 0            | -           | 0         | -           | -                | -        | -        | -                | -        |
| Apartment                | 0        | -        | 0            | -           | 0         | -           | -                | -        | -        | -                | -        |
| Acreage                  | 0        | -        | 0            | -100%       | 2         | -33%        | -                | -        | -        | -                | -        |
| Mobile                   | 0        | -        | 0            | -           | 0         | -           | -                | -        | -        | -                | -        |
| Mutli-Family             | 0        | -        | 0            | -           | 0         | -           | -                | -        | -        | -                | -        |
| <b>Total Residential</b> | <b>1</b> | <b>-</b> | <b>1</b>     | <b>-67%</b> | <b>6</b>  | <b>-14%</b> | <b>6.00</b>      | <b>-</b> | <b>8</b> | <b>\$165,000</b> | <b>-</b> |

## 10-Year Averages

|                   | Sales |       | New Listings |       | Inventory |       | Months of Supply |       | DOM | Avg Price |       |
|-------------------|-------|-------|--------------|-------|-----------|-------|------------------|-------|-----|-----------|-------|
|                   | Avg   | %Diff | Avg          | %Diff | Avg       | %Diff | Avg              | %Diff | Avg | Avg       | %Diff |
| Total Residential | 0     | 150%  | 2            | -44%  | 6         | 9%    | 5.50             | 9%    | 93  | \$444,300 | -63%  |

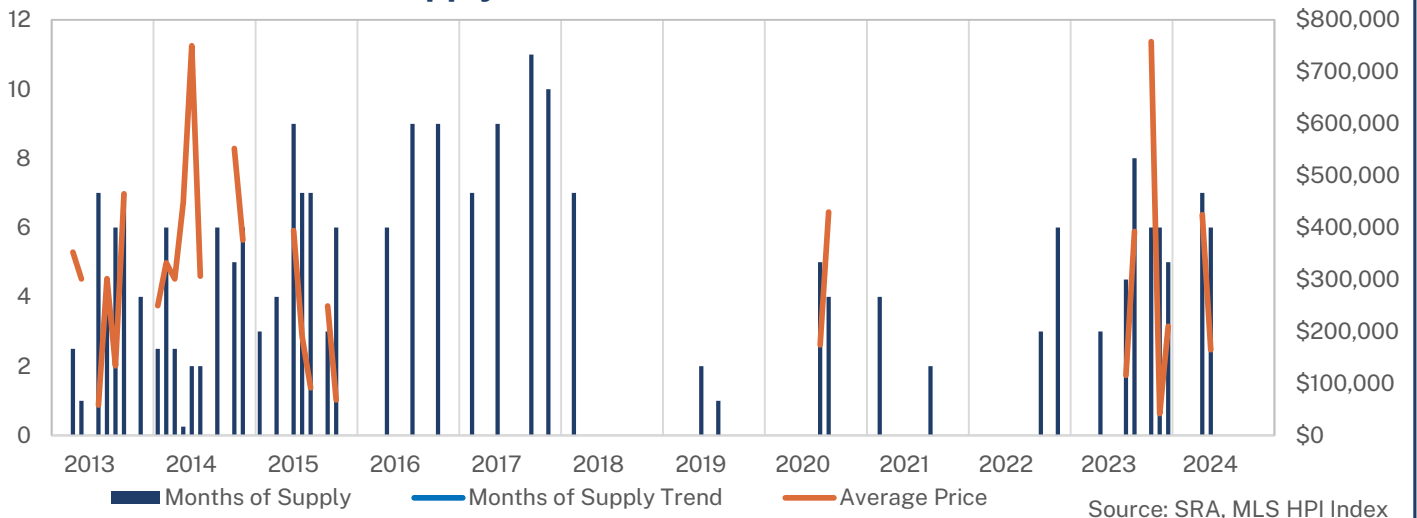
## Year-to-Date May 2024

|                          | Sales    |           | New Listings |           | Inventory |            | Months of Supply |            | DOM       | Avg Price        |            |
|--------------------------|----------|-----------|--------------|-----------|-----------|------------|------------------|------------|-----------|------------------|------------|
|                          | Actual   | Y/Y%      | Actual       | Y/Y%      | Actual    | Y/Y%       | Actual           | Y/Y%       | Actual    | Actual           | Y/Y%       |
| Detached                 | 1        | 0%        | 5            | 25%       | 3         | 31%        | 17.00            | 31%        | 8         | \$165,000        | 725%       |
| Semi-Detached            | 0        | -         | 0            | -         | 0         | -          | -                | -          | -         | -                | -          |
| Row/Townhouse            | 0        | -         | 1            | -         | 0         | -          | -                | -          | -         | -                | -          |
| Apartment                | 0        | -         | 0            | -         | 0         | -          | -                | -          | -         | -                | -          |
| Acreage                  | 1        | 0%        | 2            | -50%      | 3         | -32%       | 13.00            | -32%       | 29        | \$425,000        | 25%        |
| Mobile                   | 0        | -         | 0            | -         | 0         | -          | -                | -          | -         | -                | -          |
| Mutli-Family             | 0        | -         | 0            | -         | 0         | -          | -                | -          | -         | -                | -          |
| <b>Total Residential</b> | <b>2</b> | <b>0%</b> | <b>8</b>     | <b>0%</b> | <b>6</b>  | <b>-3%</b> | <b>15.50</b>     | <b>-3%</b> | <b>19</b> | <b>\$295,000</b> | <b>64%</b> |

## 10-Year Averages

|                   | Sales |       | New Listings |       | Inventory |       | Months of Supply |       | DOM | Avg Price |       |
|-------------------|-------|-------|--------------|-------|-----------|-------|------------------|-------|-----|-----------|-------|
|                   | Avg   | %Diff | Avg          | %Diff | Avg       | %Diff | Avg              | %Diff | Avg | Avg       | %Diff |
| Total Residential | 2     | -5%   | 6            | 45%   | 5         | 19%   | 18.76            | -17%  | 144 | \$278,088 | 6%    |

## Residential Months of Supply and Price



| LLOYDMINSTER CA |           |             |              |             |             |           |             |                  |            |              |                |               |                |               |
|-----------------|-----------|-------------|--------------|-------------|-------------|-----------|-------------|------------------|------------|--------------|----------------|---------------|----------------|---------------|
|                 | Sales     | Y/Y%        | New Listings | Y/Y%        | S/NL Ratio  | Inventory | Y/Y%        | Months of Supply | DOM        | SP/LP        | Median Price   | Y/Y%          | Average Price  | Y/Y%          |
| Jan-13          | -         | -100%       | -            | -           | -           | 5         | 400%        | -                | -          | -            | -              | -             | -              | -             |
| Feb-13          | -         | -           | 3            | 200%        | -           | 7         | 250%        | -                | -          | -            | -              | -             | -              | -             |
| Mar-13          | 2         | -           | -            | -100%       | -           | 5         | -29%        | 2.50             | 33         | 95.8%        | 353,000        | -             | 353,000        | -             |
| Apr-13          | 4         | 0%          | 3            | -           | 1.33        | 4         | 33%         | 1.00             | 57         | 98.1%        | 291,750        | 17.9%         | 301,500        | 56.6%         |
| May-13          | -         | -           | 3            | 200%        | -           | 7         | 75%         | -                | -          | -            | -              | -             | -              | -             |
| Jun-13          | 1         | -67%        | 1            | -50%        | 1.00        | 7         | 133%        | 7.00             | 19         | 73.1%        | 58,500         | -77.1%        | 58,500         | -72.8%        |
| Jul-13          | 2         | 100%        | 2            | 0%          | 1.00        | 7         | 75%         | 3.50             | 148        | 96.0%        | 302,000        | 19.6%         | 302,000        | 19.6%         |
| Aug-13          | 1         | -50%        | 2            | -           | 0.50        | 6         | 200%        | 6.00             | 70         | 96.4%        | 134,000        | -51.4%        | 134,000        | -51.4%        |
| Sep-13          | 1         | -           | 2            | 0%          | 0.50        | 7         | 75%         | 7.00             | 37         | 97.0%        | 465,000        | -             | 465,000        | -             |
| Oct-13          | -         | -100%       | 1            | -50%        | -           | 6         | 50%         | -                | -          | -            | -              | -             | -              | -             |
| Nov-13          | 1         | -           | -            | -100%       | -           | 4         | -33%        | 4.00             | 1          | 100.7%       | 312,000        | -             | 312,000        | -             |
| Dec-13          | -         | -100%       | -            | -           | -           | 4         | -20%        | -                | -          | -            | -              | -             | -              | -             |
| <b>2013</b>     | <b>12</b> | <b>-14%</b> | <b>17</b>    | <b>0%</b>   | <b>0.71</b> | <b>6</b>  | <b>53%</b>  | <b>5.75</b>      | <b>60</b>  | <b>96.7%</b> | <b>288,000</b> | <b>14.6%</b>  | <b>290,458</b> | <b>22.1%</b>  |
| Jan-14          | 2         | -           | 3            | -           | 0.67        | 5         | 0%          | 2.50             | 90         | 97.7%        | 250,000        | -             | 250,000        | -             |
| Feb-14          | 1         | -           | 2            | -33%        | 0.50        | 6         | -14%        | 6.00             | 22         | 97.9%        | 332,500        | -             | 332,500        | -             |
| Mar-14          | 2         | 0%          | 2            | -           | 1.00        | 5         | 0%          | 2.50             | 30         | 97.2%        | 301,000        | -14.7%        | 301,000        | -14.7%        |
| Apr-14          | 4         | 0%          | -            | -100%       | -           | 1         | -75%        | 0.25             | 154        | 97.6%        | 422,450        | 44.8%         | 448,725        | 48.8%         |
| May-14          | 1         | -           | 2            | -33%        | 0.50        | 2         | -71%        | 2.00             | 129        | 96.8%        | 750,000        | -             | 750,000        | -             |
| Jun-14          | 2         | 100%        | 4            | 300%        | 0.50        | 4         | -43%        | 2.00             | 16         | 104.1%       | 306,450        | 423.8%        | 306,450        | 423.8%        |
| Jul-14          | -         | -100%       | 1            | -50%        | -           | 5         | -29%        | -                | -          | -            | -              | -             | -              | -             |
| Aug-14          | 1         | 0%          | 2            | 0%          | 0.50        | 6         | 0%          | 6.00             | 23         | 98.1%        | 490,000        | 265.7%        | 490,000        | 265.7%        |
| Sep-14          | -         | -100%       | 2            | 0%          | -           | 8         | 14%         | -                | -          | -            | -              | -             | -              | -             |
| Oct-14          | 1         | -           | -            | -100%       | -           | 5         | -17%        | 5.00             | 81         | 97.8%        | 552,500        | -             | 552,500        | -             |
| Nov-14          | 1         | 0%          | 2            | -           | 0.50        | 6         | 50%         | 6.00             | 54         | 97.7%        | 376,000        | 20.5%         | 376,000        | 20.5%         |
| Dec-14          | -         | -           | -            | -           | -           | 5         | 25%         | -                | -          | -            | -              | -             | -              | -             |
| <b>2014</b>     | <b>15</b> | <b>25%</b>  | <b>20</b>    | <b>18%</b>  | <b>0.75</b> | <b>5</b>  | <b>-16%</b> | <b>3.87</b>      | <b>80</b>  | <b>98.2%</b> | <b>376,000</b> | <b>30.6%</b>  | <b>400,720</b> | <b>38.0%</b>  |
| Jan-15          | 1         | -50%        | -            | -100%       | -           | 3         | -40%        | 3.00             | 49         | 96.6%        | 386,500        | 54.6%         | 386,500        | 54.6%         |
| Feb-15          | -         | -100%       | 1            | -50%        | -           | 4         | -33%        | -                | -          | -            | -              | -             | -              | -             |
| Mar-15          | 1         | -50%        | 1            | -50%        | 1.00        | 4         | -20%        | 4.00             | 102        | 97.8%        | 415,000        | 37.9%         | 415,000        | 37.9%         |
| Apr-15          | -         | -100%       | 2            | -           | -           | 6         | 500%        | -                | -          | -            | -              | -             | -              | -             |
| May-15          | 1         | 0%          | 4            | 100%        | 0.25        | 9         | 350%        | 9.00             | 66         | 100.0%       | 394,500        | -47.4%        | 394,500        | -47.4%        |
| Jun-15          | 1         | -50%        | 1            | -75%        | 1.00        | 7         | 75%         | 7.00             | 93         | 95.2%        | 190,000        | -38.0%        | 190,000        | -38.0%        |
| Jul-15          | 1         | -           | 1            | 0%          | 1.00        | 7         | 40%         | 7.00             | 63         | 92.0%        | 91,500         | -             | 91,500         | -             |
| Aug-15          | -         | -100%       | -            | -100%       | -           | 7         | 17%         | -                | -          | -            | -              | -             | -              | -             |
| Sep-15          | 2         | -           | 2            | 0%          | 1.00        | 6         | -25%        | 3.00             | 105        | 93.3%        | 249,000        | -             | 249,000        | -             |
| Oct-15          | 1         | 0%          | 1            | -           | 1.00        | 6         | 20%         | 6.00             | 27         | 91.5%        | 68,500         | -87.6%        | 68,500         | -87.6%        |
| Nov-15          | -         | -100%       | 1            | -50%        | -           | 7         | 17%         | -                | -          | -            | -              | -             | -              | -             |
| Dec-15          | -         | -           | 1            | -           | -           | 6         | 20%         | -                | -          | -            | -              | -             | -              | -             |
| <b>2015</b>     | <b>8</b>  | <b>-47%</b> | <b>15</b>    | <b>-25%</b> | <b>0.53</b> | <b>6</b>  | <b>24%</b>  | <b>9.00</b>      | <b>76</b>  | <b>96.1%</b> | <b>257,500</b> | <b>-31.5%</b> | <b>255,500</b> | <b>-36.2%</b> |
| Jan-16          | -         | -100%       | 1            | -           | -           | 7         | 133%        | -                | -          | -            | -              | -             | -              | -             |
| Feb-16          | -         | -           | -            | -100%       | -           | 7         | 75%         | -                | -          | -            | -              | -             | -              | -             |
| Mar-16          | -         | -100%       | 1            | 0%          | -           | 6         | 50%         | -                | -          | -            | -              | -             | -              | -             |
| Apr-16          | 1         | -           | 2            | 0%          | 0.50        | 6         | 0%          | 6.00             | 397        | 90.6%        | 208,000        | -             | 208,000        | -             |
| May-16          | -         | -100%       | 2            | -50%        | -           | 7         | -22%        | -                | -          | -            | -              | -             | -              | -             |
| Jun-16          | -         | -100%       | 3            | 200%        | -           | 9         | 29%         | -                | -          | -            | -              | -             | -              | -             |
| Jul-16          | 1         | 0%          | 1            | 0%          | 1.00        | 9         | 29%         | 9.00             | 178        | 96.5%        | 530,000        | 479.2%        | 530,000        | 479.2%        |
| Aug-16          | -         | -           | 1            | -           | -           | 10        | 43%         | -                | -          | -            | -              | -             | -              | -             |
| Sep-16          | -         | -100%       | 1            | -50%        | -           | 9         | 50%         | -                | -          | -            | -              | -             | -              | -             |
| Oct-16          | 1         | 0%          | 3            | 200%        | 0.33        | 9         | 50%         | 9.00             | 196        | 94.5%        | 292,500        | 327.0%        | 292,500        | 327.0%        |
| Nov-16          | -         | -           | 1            | 0%          | -           | 9         | 29%         | -                | -          | -            | -              | -             | -              | -             |
| Dec-16          | -         | -           | -            | -100%       | -           | 8         | 33%         | -                | -          | -            | -              | -             | -              | -             |
| <b>2016</b>     | <b>3</b>  | <b>-63%</b> | <b>16</b>    | <b>7%</b>   | <b>0.19</b> | <b>8</b>  | <b>33%</b>  | <b>32.00</b>     | <b>257</b> | <b>94.7%</b> | <b>292,500</b> | <b>13.6%</b>  | <b>343,500</b> | <b>34.4%</b>  |
| Jan-17          | -         | -           | 2            | 100%        | -           | 8         | 14%         | -                | -          | -            | -              | -             | -              | -             |
| Feb-17          | 1         | -           | -            | -           | -           | 7         | 0%          | 7.00             | 121        | 80.0%        | 40,000         | -             | 40,000         | -             |
| Mar-17          | -         | -           | -            | -100%       | -           | 7         | 17%         | -                | -          | -            | -              | -             | -              | -             |
| Apr-17          | -         | -100%       | 3            | 50%         | -           | 10        | 67%         | -                | -          | -            | -              | -             | -              | -             |
| May-17          | 1         | -           | 1            | -50%        | 1.00        | 9         | 29%         | 9.00             | 152        | 96.0%        | 288,000        | -             | 288,000        | -             |
| Jun-17          | -         | -           | 2            | -33%        | -           | 9         | 0%          | -                | -          | -            | -              | -             | -              | -             |
| Jul-17          | -         | -100%       | 4            | 300%        | -           | 12        | 33%         | -                | -          | -            | -              | -             | -              | -             |
| Aug-17          | -         | -           | 1            | 0%          | -           | 12        | 20%         | -                | -          | -            | -              | -             | -              | -             |
| Sep-17          | 1         | -           | 1            | 0%          | 1.00        | 11        | 22%         | 11.00            | 53         | 95.6%        | 162,000        | -             | 162,000        | -             |
| Oct-17          | -         | -100%       | 2            | -33%        | -           | 11        | 22%         | -                | -          | -            | -              | -             | -              | -             |
| Nov-17          | 1         | -           | 1            | 0%          | 1.00        | 10        | 11%         | 10.00            | 236        | 100.0%       | 48,500         | -             | 48,500         | -             |
| Dec-17          | -         | -           | -            | -           | -           | 9         | 13%         | -                | -          | -            | -              | -             | -              | -             |
| <b>2017</b>     | <b>4</b>  | <b>33%</b>  | <b>17</b>    | <b>6%</b>   | <b>0.24</b> | <b>10</b> | <b>20%</b>  | <b>28.75</b>     | <b>141</b> | <b>94.8%</b> | <b>105,250</b> | <b>-64.0%</b> | <b>134,625</b> | <b>-60.8%</b> |
| Jan-18          | -         | -           | -            | -100%       | -           | 8         | 0%          | -                | -          | -            | -              | -             | -              | -             |
| Feb-18          | 1         | 0%          | -            | -           | -           | 7         | 0%          | 7.00             | 240        | 90.7%        | 190,000        | 375.0%        | 190,000        | 375.0%        |
| Mar-18          | -         | -           | -            | -           | -           | 7         | 0%          | -                | -          | -            | -              | -             | -              | -             |
| Apr-18          | -         | -           | -            | -100%       | -           | 6         | -40%        | -                | -          | -            | -              | -             | -              | -             |
| May-18          | -         | -100%       | 1            | 0%          | -           | 7         | -22%        | -                | -          | -            | -              | -             | -              | -             |
| Jun-18          | -         | -           | -            | -100%       | -           | 6         | -33%        | -                | -          | -            | -              | -             | -              | -             |
| Jul-18          | -         | -           | 1            | -75%        | -           | 4         | -67%        | -                | -          | -            | -              | -             | -              | -             |
| Aug-18          | -         | -           | -            | -100%       | -           | 3         | -75%        | -                | -          | -            | -              | -             | -              | -             |
| Sep-18          | -         | -100%       | -            | -100%       | -           | 3         | -73%        | -                | -          | -            | -              | -             | -              | -             |
| Oct-18          | -         | -           | 1            | -50%        | -           | 4         | -64%        | -                | -          | -            | -              | -             | -              | -             |
| Nov-18          | -         | -100%       | -            | -100%       | -           | 2         | -80%        | -                | -          | -            | -              | -             | -              | -             |
| Dec-18          | -         | -           | -            | -           | -           | 2         | -78%        | -                | -          | -            | -              | -             | -              | -             |
| <b>2018</b>     | <b>1</b>  | <b>-75%</b> | <b>3</b>     | <b>-82%</b> | <b>0.33</b> | <b>5</b>  | <b>-49%</b> | <b>59.00</b>     | <b>240</b> | <b>90.7%</b> | <b>190,000</b> | <b>80.5%</b>  | <b>190,000</b> | <b>41.1%</b>  |

| LLOYDMINSTER CA |          |             |              |             |             |           |             |                  |           |               |                |               |                |               |
|-----------------|----------|-------------|--------------|-------------|-------------|-----------|-------------|------------------|-----------|---------------|----------------|---------------|----------------|---------------|
|                 | Sales    | Y/Y%        | New Listings | Y/Y%        | S/NL Ratio  | Inventory | Y/Y%        | Months of Supply | DOM       | SP/LP         | Median Price   | Y/Y%          | Average Price  | Y/Y%          |
| Jan-19          | -        | -           | 2            | -           | -           | 3         | -63%        | -                | -         | -             | -              | -             | -              | -             |
| Feb-19          | -        | -100%       | -            | -           | -           | 3         | -57%        | -                | -         | -             | -              | -             | -              | -             |
| Mar-19          | -        | -           | -            | -           | -           | 3         | -57%        | -                | -         | -             | -              | -             | -              | -             |
| Apr-19          | -        | -           | 1            | -           | -           | 3         | -50%        | -                | -         | -             | -              | -             | -              | -             |
| May-19          | 1        | -           | -            | -100%       | -           | 2         | -71%        | 2.00             | 24        | 94.5%         | 344,700        | -             | 344,700        | -             |
| Jun-19          | -        | -           | 2            | -           | -           | 2         | -67%        | -                | -         | -             | -              | -             | -              | -             |
| Jul-19          | 1        | -           | -            | -100%       | -           | 1         | -75%        | 1.00             | 39        | 96.1%         | 245,000        | -             | 245,000        | -             |
| Aug-19          | -        | -           | -            | -           | -           | 1         | -67%        | -                | -         | -             | -              | -             | -              | -             |
| Sep-19          | -        | -           | 1            | -           | -           | 2         | -33%        | -                | -         | -             | -              | -             | -              | -             |
| Oct-19          | -        | -           | 2            | 100%        | -           | 4         | 0%          | -                | -         | -             | -              | -             | -              | -             |
| Nov-19          | -        | -           | 2            | -           | -           | 6         | 200%        | -                | -         | -             | -              | -             | -              | -             |
| Dec-19          | -        | -           | 2            | -           | -           | 7         | 250%        | -                | -         | -             | -              | -             | -              | -             |
| <b>2019</b>     | <b>2</b> | <b>100%</b> | <b>12</b>    | <b>300%</b> | <b>0.17</b> | <b>3</b>  | <b>-37%</b> | <b>18.50</b>     | <b>32</b> | <b>95.1%</b>  | <b>294,850</b> | <b>55.2%</b>  | <b>294,850</b> | <b>55.2%</b>  |
| Jan-20          | -        | -           | 1            | -50%        | -           | 8         | 167%        | -                | -         | -             | -              | -             | -              | -             |
| Feb-20          | -        | -           | -            | -           | -           | 7         | 133%        | -                | -         | -             | -              | -             | -              | -             |
| Mar-20          | -        | -           | 1            | -           | -           | 7         | 133%        | -                | -         | -             | -              | -             | -              | -             |
| Apr-20          | -        | -           | -            | -100%       | -           | 4         | 33%         | -                | -         | -             | -              | -             | -              | -             |
| May-20          | -        | -100%       | 3            | -           | -           | 5         | 150%        | -                | -         | -             | -              | -             | -              | -             |
| Jun-20          | -        | -           | 2            | 0%          | -           | 6         | 200%        | -                | -         | -             | -              | -             | -              | -             |
| Jul-20          | 1        | 0%          | -            | -           | -           | 5         | 400%        | 5.00             | 28        | 97.3%         | 174,000        | -29.0%        | 174,000        | -29.0%        |
| Aug-20          | 1        | -           | 1            | -           | 1.00        | 4         | 300%        | 4.00             | 76        | 102.6%        | 430,000        | -             | 430,000        | -             |
| Sep-20          | -        | -           | -            | -100%       | -           | 3         | 50%         | -                | -         | -             | -              | -             | -              | -             |
| Oct-20          | -        | -           | -            | -100%       | -           | 3         | -25%        | -                | -         | -             | -              | -             | -              | -             |
| Nov-20          | -        | -           | 2            | 0%          | -           | 2         | -67%        | -                | -         | -             | -              | -             | -              | -             |
| Dec-20          | -        | -           | 1            | -50%        | -           | 3         | -57%        | -                | -         | -             | -              | -             | -              | -             |
| <b>2020</b>     | <b>2</b> | <b>0%</b>   | <b>11</b>    | <b>-8%</b>  | <b>0.18</b> | <b>5</b>  | <b>54%</b>  | <b>28.50</b>     | <b>52</b> | <b>101.0%</b> | <b>302,000</b> | <b>2.4%</b>   | <b>302,000</b> | <b>2.4%</b>   |
| Jan-21          | -        | -           | 2            | 100%        | -           | 4         | -50%        | -                | -         | -             | -              | -             | -              | -             |
| Feb-21          | 1        | -           | 1            | -           | 1.00        | 4         | -43%        | 4.00             | 93        | 94.9%         | 341,400        | -             | 341,400        | -             |
| Mar-21          | -        | -           | -            | -100%       | -           | 4         | -43%        | -                | -         | -             | -              | -             | -              | -             |
| Apr-21          | -        | -           | 1            | -           | -           | 5         | 25%         | -                | -         | -             | -              | -             | -              | -             |
| May-21          | -        | -           | -            | -100%       | -           | 4         | -20%        | -                | -         | -             | -              | -             | -              | -             |
| Jun-21          | -        | -           | 1            | -50%        | -           | 5         | -17%        | -                | -         | -             | -              | -             | -              | -             |
| Jul-21          | -        | -100%       | 1            | -           | -           | 4         | -20%        | -                | -         | -             | -              | -             | -              | -             |
| Aug-21          | 1        | 0%          | -            | -100%       | -           | 2         | -50%        | 2.00             | 36        | 96.4%         | 530,000        | 23.3%         | 530,000        | 23.3%         |
| Sep-21          | -        | -           | -            | -           | -           | 2         | -33%        | -                | -         | -             | -              | -             | -              | -             |
| Oct-21          | -        | -           | 1            | -           | -           | 3         | 0%          | -                | -         | -             | -              | -             | -              | -             |
| Nov-21          | -        | -           | -            | -100%       | -           | 3         | 50%         | -                | -         | -             | -              | -             | -              | -             |
| Dec-21          | -        | -           | -            | -100%       | -           | 2         | -33%        | -                | -         | -             | -              | -             | -              | -             |
| <b>2021</b>     | <b>2</b> | <b>0%</b>   | <b>7</b>     | <b>-36%</b> | <b>0.29</b> | <b>4</b>  | <b>-26%</b> | <b>21.00</b>     | <b>65</b> | <b>95.8%</b>  | <b>435,700</b> | <b>44.3%</b>  | <b>435,700</b> | <b>44.3%</b>  |
| Jan-22          | -        | -           | -            | -100%       | -           | 1         | -75%        | -                | -         | -             | -              | -             | -              | -             |
| Feb-22          | -        | -100%       | 2            | 100%        | -           | 1         | -75%        | -                | -         | -             | -              | -             | -              | -             |
| Mar-22          | -        | -           | 1            | -           | -           | 2         | -50%        | -                | -         | -             | -              | -             | -              | -             |
| Apr-22          | -        | -           | -            | -100%       | -           | 2         | -60%        | -                | -         | -             | -              | -             | -              | -             |
| May-22          | -        | -           | 2            | -           | -           | 3         | -25%        | -                | -         | -             | -              | -             | -              | -             |
| Jun-22          | -        | -           | -            | -100%       | -           | 3         | -40%        | -                | -         | -             | -              | -             | -              | -             |
| Jul-22          | -        | -           | 1            | 0%          | -           | 3         | -25%        | -                | -         | -             | -              | -             | -              | -             |
| Aug-22          | -        | -100%       | 1            | -           | -           | 3         | 50%         | -                | -         | -             | -              | -             | -              | -             |
| Sep-22          | 1        | -           | 1            | -           | 1.00        | 3         | 50%         | 3.00             | 39        | 18.8%         | 15,000         | -             | 15,000         | -             |
| Oct-22          | -        | -           | 4            | 300%        | -           | 7         | 133%        | -                | -         | -             | -              | -             | -              | -             |
| Nov-22          | 1        | -           | -            | -           | -           | 6         | 100%        | 6.00             | 28        | 90.0%         | 180,000        | -             | 180,000        | -             |
| Dec-22          | -        | -           | -            | -           | -           | 6         | 200%        | -                | -         | -             | -              | -             | -              | -             |
| <b>2022</b>     | <b>2</b> | <b>0%</b>   | <b>12</b>    | <b>71%</b>  | <b>0.17</b> | <b>3</b>  | <b>-5%</b>  | <b>20.00</b>     | <b>34</b> | <b>69.7%</b>  | <b>97,500</b>  | <b>-77.6%</b> | <b>97,500</b>  | <b>-77.6%</b> |
| Jan-23          | -        | -           | 1            | -           | -           | 6         | 500%        | -                | -         | -             | -              | -             | -              | -             |
| Feb-23          | -        | -           | -            | -100%       | -           | 6         | 500%        | -                | -         | -             | -              | -             | -              | -             |
| Mar-23          | -        | -           | 1            | 0%          | -           | 7         | 250%        | -                | -         | -             | -              | -             | -              | -             |
| Apr-23          | 2        | -           | 3            | -           | 0.67        | 6         | 200%        | 3.00             | 88        | 84.7%         | 180,000        | -             | 180,000        | -             |
| May-23          | -        | -           | 3            | 50%         | -           | 7         | 133%        | -                | -         | -             | -              | -             | -              | -             |
| Jun-23          | -        | -           | 2            | -           | -           | 9         | 200%        | -                | -         | -             | -              | -             | -              | -             |
| Jul-23          | 2        | -           | 2            | 100%        | 1.00        | 9         | 200%        | 4.50             | 43        | 91.2%         | 115,750        | -             | 115,750        | -             |
| Aug-23          | 1        | -           | -            | -100%       | -           | 8         | 167%        | 8.00             | 120       | 95.8%         | 392,500        | -             | 392,500        | -             |
| Sep-23          | -        | -100%       | 2            | 100%        | -           | 9         | 200%        | -                | -         | -             | -              | -             | -              | -             |
| Oct-23          | 1        | -           | 2            | -50%        | 0.50        | 6         | -14%        | 6.00             | 98        | 100.0%        | 758,000        | -             | 758,000        | -             |
| Nov-23          | 1        | 0%          | 1            | -           | 1.00        | 6         | 0%          | 6.00             | 15        | 71.3%         | 42,000         | -76.7%        | 42,000         | -76.7%        |
| Dec-23          | 1        | -           | -            | -           | -           | 5         | -17%        | 5.00             | 65        | 75.3%         | 210,000        | -             | 210,000        | -             |
| <b>2023</b>     | <b>8</b> | <b>300%</b> | <b>17</b>    | <b>42%</b>  | <b>0.47</b> | <b>7</b>  | <b>110%</b> | <b>10.50</b>     | <b>70</b> | <b>91.3%</b>  | <b>185,750</b> | <b>90.5%</b>  | <b>249,250</b> | <b>155.6%</b> |
| Jan-24          | -        | -           | -            | -100%       | -           | 5         | -17%        | -                | -         | -             | -              | -             | -              | -             |
| Feb-24          | -        | -           | 2            | -           | 0.00        | 7         | 17%         | -                | -         | -             | -              | -             | -              | -             |
| Mar-24          | -        | -           | 1            | 0%          | 0.00        | 6         | -14%        | -                | -         | -             | -              | -             | -              | -             |
| Apr-24          | 1        | -50%        | 4            | 33%         | 0.25        | 7         | 17%         | 7.00             | 29        | 85.4%         | 425,000        | 136.1%        | 425,000        | 136.1%        |
| May-24          | 1        | -           | 1            | -67%        | 1.00        | 6         | -14%        | 6.00             | 8         | 104.5%        | 165,000        | -             | 165,000        | -             |
| Jun-24          |          |             |              |             |             |           |             |                  |           |               |                |               |                |               |
| Jul-24          |          |             |              |             |             |           |             |                  |           |               |                |               |                |               |
| Aug-24          |          |             |              |             |             |           |             |                  |           |               |                |               |                |               |
| Sep-24          |          |             |              |             |             |           |             |                  |           |               |                |               |                |               |
| Oct-24          |          |             |              |             |             |           |             |                  |           |               |                |               |                |               |
| Nov-24          |          |             |              |             |             |           |             |                  |           |               |                |               |                |               |
| Dec-24          |          |             |              |             |             |           |             |                  |           |               |                |               |                |               |
| <b>2024</b>     | <b>2</b> | <b>0%</b>   | <b>8</b>     | <b>0%</b>   | <b>0.25</b> | <b>6</b>  | <b>-3%</b>  | <b>15.50</b>     | <b>19</b> | <b>90.0%</b>  | <b>295,000</b> | <b>63.9%</b>  | <b>295,000</b> | <b>63.9%</b>  |

| LLOYDMINSTER CA |           |             |              |             |             |           |             |                  |            |              |                |               |                |               |
|-----------------|-----------|-------------|--------------|-------------|-------------|-----------|-------------|------------------|------------|--------------|----------------|---------------|----------------|---------------|
|                 | Sales     | Y/Y%        | New Listings | Y/Y%        | S/NL Ratio  | Inventory | Y/Y%        | Months of Supply | DOM        | SP/LP        | Median Price   | Y/Y%          | Average Price  | Y/Y%          |
| Jan-13          | -         | -100%       | -            | -           | -           | 5         | 400%        | -                | -          | -            | -              | -             | -              | -             |
| Feb-13          | -         | -           | 1            | 0%          | -           | 5         | 150%        | -                | -          | -            | -              | -             | -              | -             |
| Mar-13          | -         | -           | -            | -100%       | -           | 5         | -29%        | -                | -          | -            | -              | -             | -              | -             |
| Apr-13          | 4         | 0%          | 3            | -           | 1.33        | 4         | 33%         | 1.00             | 57         | 98.1%        | 291,750        | 17.9%         | 301,500        | 56.6%         |
| May-13          | -         | -           | 2            | -           | -           | 6         | 100%        | -                | -          | -            | -              | -             | -              | -             |
| Jun-13          | 1         | -50%        | 1            | 0%          | 1.00        | 6         | 200%        | 6.00             | 19         | 73.1%        | 58,500         | -78.1%        | 58,500         | -78.1%        |
| Jul-13          | 2         | 100%        | 2            | 100%        | 1.00        | 6         | 200%        | 3.00             | 148        | 96.0%        | 302,000        | 19.6%         | 302,000        | 19.6%         |
| Aug-13          | 1         | 0%          | 2            | -           | 0.50        | 5         | 400%        | 5.00             | 70         | 96.4%        | 134,000        | -59.6%        | 134,000        | -59.6%        |
| Sep-13          | 1         | -           | -            | -100%       | -           | 4         | 33%         | 4.00             | 37         | 97.0%        | 465,000        | -             | 465,000        | -             |
| Oct-13          | -         | -100%       | 1            | -50%        | -           | 3         | -25%        | -                | -          | -            | -              | -             | -              | -             |
| Nov-13          | 1         | -           | -            | -100%       | -           | 2         | -67%        | 2.00             | 1          | 100.7%       | 312,000        | -             | 312,000        | -             |
| Dec-13          | -         | -100%       | -            | -           | -           | 2         | -60%        | -                | -          | -            | -              | -             | -              | -             |
| <b>2013</b>     | <b>10</b> | <b>-9%</b>  | <b>12</b>    | <b>-14%</b> | <b>0.83</b> | <b>4</b>  | <b>36%</b>  | <b>5.30</b>      | <b>65</b>  | <b>97.0%</b> | <b>288,000</b> | <b>12.9%</b>  | <b>277,950</b> | <b>7.4%</b>   |
| Jan-14          | 1         | -           | 1            | -           | 1.00        | 2         | -60%        | 2.00             | 152        | 98.6%        | 389,000        | -             | 389,000        | -             |
| Feb-14          | 1         | -           | 2            | 100%        | 0.50        | 3         | -40%        | 3.00             | 22         | 97.9%        | 332,500        | -             | 332,500        | -             |
| Mar-14          | 2         | -           | 1            | -           | 2.00        | 2         | -60%        | 1.00             | 30         | 97.2%        | 301,000        | -             | 301,000        | -             |
| Apr-14          | 2         | -50%        | -            | -100%       | -           | 0         | -100%       | 0.00             | 136        | 97.2%        | 422,450        | 44.8%         | 422,450        | 40.1%         |
| May-14          | -         | -           | 1            | -50%        | -           | 1         | -83%        | -                | -          | -            | -              | -             | -              | -             |
| Jun-14          | 1         | 0%          | 2            | 100%        | 0.50        | 2         | -67%        | 2.00             | 23         | 100.0%       | 322,900        | 452.0%        | 322,900        | 452.0%        |
| Jul-14          | -         | -100%       | 1            | -50%        | -           | 3         | -50%        | -                | -          | -            | -              | -             | -              | -             |
| Aug-14          | -         | -100%       | -            | -100%       | -           | 3         | -40%        | -                | -          | -            | -              | -             | -              | -             |
| Sep-14          | -         | -100%       | 2            | -           | -           | 5         | 25%         | -                | -          | -            | -              | -             | -              | -             |
| Oct-14          | -         | -           | -            | -100%       | -           | 3         | 0%          | -                | -          | -            | -              | -             | -              | -             |
| Nov-14          | 1         | 0%          | 2            | -           | 0.50        | 4         | 100%        | 4.00             | 54         | 97.7%        | 376,000        | 20.5%         | 376,000        | 20.5%         |
| Dec-14          | -         | -           | -            | -           | -           | 4         | 100%        | -                | -          | -            | -              | -             | -              | -             |
| <b>2014</b>     | <b>8</b>  | <b>-20%</b> | <b>12</b>    | <b>0%</b>   | <b>0.67</b> | <b>3</b>  | <b>-40%</b> | <b>4.00</b>      | <b>73</b>  | <b>97.8%</b> | <b>354,250</b> | <b>23.0%</b>  | <b>358,413</b> | <b>28.9%</b>  |
| Jan-15          | 1         | 0%          | -            | -100%       | -           | 2         | 0%          | 2.00             | 49         | 96.6%        | 386,500        | -0.6%         | 386,500        | -0.6%         |
| Feb-15          | -         | -100%       | -            | -100%       | -           | 2         | -33%        | -                | -          | -            | -              | -             | -              | -             |
| Mar-15          | -         | -100%       | 1            | 0%          | -           | 3         | 50%         | -                | -          | -            | -              | -             | -              | -             |
| Apr-15          | -         | -100%       | 2            | -           | -           | 5         | -           | -                | -          | -            | -              | -             | -              | -             |
| May-15          | 1         | -           | 3            | 200%        | 0.33        | 7         | 600%        | 7.00             | 66         | 100.0%       | 394,500        | -             | 394,500        | -             |
| Jun-15          | 1         | 0%          | 1            | -50%        | 1.00        | 6         | 200%        | 6.00             | 93         | 95.2%        | 190,000        | -41.2%        | 190,000        | -41.2%        |
| Jul-15          | 1         | -           | 1            | 0%          | 1.00        | 6         | 100%        | 6.00             | 63         | 92.0%        | 91,500         | -             | 91,500         | -             |
| Aug-15          | -         | -           | -            | -           | -           | 6         | 100%        | -                | -          | -            | -              | -             | -              | -             |
| Sep-15          | 2         | -           | 2            | 0%          | 1.00        | 5         | 0%          | 2.50             | 105        | 93.3%        | 249,000        | -             | 249,000        | -             |
| Oct-15          | 1         | -           | -            | -           | -           | 4         | 33%         | 4.00             | 27         | 91.5%        | 68,500         | -             | 68,500         | -             |
| Nov-15          | -         | -100%       | 1            | -50%        | -           | 5         | 25%         | -                | -          | -            | -              | -             | -              | -             |
| Dec-15          | -         | -           | 1            | -           | -           | 5         | 25%         | -                | -          | -            | -              | -             | -              | -             |
| <b>2015</b>     | <b>7</b>  | <b>-13%</b> | <b>12</b>    | <b>0%</b>   | <b>0.58</b> | <b>5</b>  | <b>75%</b>  | <b>8.00</b>      | <b>73</b>  | <b>95.7%</b> | <b>190,000</b> | <b>-46.4%</b> | <b>232,714</b> | <b>-35.1%</b> |
| Jan-16          | -         | -100%       | 1            | -           | -           | 6         | 200%        | -                | -          | -            | -              | -             | -              | -             |
| Feb-16          | -         | -           | -            | -           | -           | 6         | 200%        | -                | -          | -            | -              | -             | -              | -             |
| Mar-16          | -         | -           | -            | -100%       | -           | 4         | 33%         | -                | -          | -            | -              | -             | -              | -             |
| Apr-16          | 1         | -           | 1            | -50%        | 1.00        | 4         | -20%        | 4.00             | 397        | 90.6%        | 208,000        | -             | 208,000        | -             |
| May-16          | -         | -100%       | 2            | -33%        | -           | 5         | -29%        | -                | -          | -            | -              | -             | -              | -             |
| Jun-16          | -         | -100%       | 2            | 100%        | -           | 6         | 0%          | -                | -          | -            | -              | -             | -              | -             |
| Jul-16          | 1         | 0%          | -            | -100%       | -           | 5         | -17%        | 5.00             | 178        | 96.5%        | 530,000        | 479.2%        | 530,000        | 479.2%        |
| Aug-16          | -         | -           | 1            | -           | -           | 6         | 0%          | -                | -          | -            | -              | -             | -              | -             |
| Sep-16          | -         | -100%       | -            | -100%       | -           | 5         | 0%          | -                | -          | -            | -              | -             | -              | -             |
| Oct-16          | -         | -100%       | 2            | -           | -           | 5         | 25%         | -                | -          | -            | -              | -             | -              | -             |
| Nov-16          | -         | -           | 1            | 0%          | -           | 5         | 0%          | -                | -          | -            | -              | -             | -              | -             |
| Dec-16          | -         | -           | -            | -100%       | -           | 4         | -20%        | -                | -          | -            | -              | -             | -              | -             |
| <b>2016</b>     | <b>2</b>  | <b>-71%</b> | <b>10</b>    | <b>-17%</b> | <b>0.20</b> | <b>5</b>  | <b>9%</b>   | <b>30.50</b>     | <b>288</b> | <b>94.7%</b> | <b>369,000</b> | <b>94.2%</b>  | <b>369,000</b> | <b>58.6%</b>  |
| Jan-17          | -         | -           | 1            | 0%          | -           | 4         | -33%        | -                | -          | -            | -              | -             | -              | -             |
| Feb-17          | 1         | -           | -            | -           | -           | 3         | -50%        | 3.00             | 121        | 80.0%        | 40,000         | -             | 40,000         | -             |
| Mar-17          | -         | -           | -            | -           | -           | 3         | -25%        | -                | -          | -            | -              | -             | -              | -             |
| Apr-17          | -         | -100%       | 2            | 100%        | -           | 5         | 25%         | -                | -          | -            | -              | -             | -              | -             |
| May-17          | 1         | -           | 1            | -50%        | 1.00        | 5         | 0%          | 5.00             | 152        | 96.0%        | 288,000        | -             | 288,000        | -             |
| Jun-17          | -         | -           | 1            | -50%        | -           | 4         | -33%        | -                | -          | -            | -              | -             | -              | -             |
| Jul-17          | -         | -100%       | 3            | -           | -           | 6         | 20%         | -                | -          | -            | -              | -             | -              | -             |
| Aug-17          | -         | -           | 1            | 0%          | -           | 6         | 0%          | -                | -          | -            | -              | -             | -              | -             |
| Sep-17          | 1         | -           | -            | -           | -           | 5         | 0%          | 5.00             | 53         | 95.6%        | 162,000        | -             | 162,000        | -             |
| Oct-17          | -         | -           | 2            | 0%          | -           | 7         | 40%         | -                | -          | -            | -              | -             | -              | -             |
| Nov-17          | 1         | -           | -            | -100%       | -           | 5         | 0%          | 5.00             | 236        | 100.0%       | 48,500         | -             | 48,500         | -             |
| Dec-17          | -         | -           | -            | -           | -           | 5         | 25%         | -                | -          | -            | -              | -             | -              | -             |
| <b>2017</b>     | <b>4</b>  | <b>100%</b> | <b>11</b>    | <b>10%</b>  | <b>0.36</b> | <b>5</b>  | <b>-5%</b>  | <b>14.50</b>     | <b>141</b> | <b>94.8%</b> | <b>105,250</b> | <b>-71.5%</b> | <b>134,625</b> | <b>-63.5%</b> |
| Jan-18          | -         | -           | -            | -100%       | -           | 4         | 0%          | -                | -          | -            | -              | -             | -              | -             |
| Feb-18          | 1         | 0%          | -            | -           | -           | 3         | 0%          | 3.00             | 240        | 90.7%        | 190,000        | 375.0%        | 190,000        | 375.0%        |
| Mar-18          | -         | -           | -            | -           | -           | 3         | 0%          | -                | -          | -            | -              | -             | -              | -             |
| Apr-18          | -         | -           | -            | -100%       | -           | 2         | -60%        | -                | -          | -            | -              | -             | -              | -             |
| May-18          | -         | -100%       | 1            | 0%          | -           | 3         | -40%        | -                | -          | -            | -              | -             | -              | -             |
| Jun-18          | -         | -           | -            | -100%       | -           | 3         | -25%        | -                | -          | -            | -              | -             | -              | -             |
| Jul-18          | -         | -           | 1            | -67%        | -           | 2         | -67%        | -                | -          | -            | -              | -             | -              | -             |
| Aug-18          | -         | -           | -            | -100%       | -           | 2         | -67%        | -                | -          | -            | -              | -             | -              | -             |
| Sep-18          | -         | -100%       | -            | -           | -           | 2         | -60%        | -                | -          | -            | -              | -             | -              | -             |
| Oct-18          | -         | -           | 1            | -50%        | -           | 3         | -57%        | -                | -          | -            | -              | -             | -              | -             |
| Nov-18          | -         | -100%       | -            | -           | -           | 2         | -60%        | -                | -          | -            | -              | -             | -              | -             |
| Dec-18          | -         | -           | -            | -           | -           | 2         | -60%        | -                | -          | -            | -              | -             | -              | -             |
| <b>2018</b>     | <b>1</b>  | <b>-75%</b> | <b>3</b>     | <b>-73%</b> | <b>0.33</b> | <b>3</b>  | <b>-47%</b> | <b>31.00</b>     | <b>240</b> | <b>90.7%</b> | <b>190,000</b> | <b>80.5%</b>  | <b>190,000</b> | <b>41.1%</b>  |

| LLOYDMINSTER CA |          |             |              |             |             |           |             |                  |           |               |                |               |                |               |
|-----------------|----------|-------------|--------------|-------------|-------------|-----------|-------------|------------------|-----------|---------------|----------------|---------------|----------------|---------------|
|                 | Sales    | Y/Y%        | New Listings | Y/Y%        | S/NL Ratio  | Inventory | Y/Y%        | Months of Supply | DOM       | SP/LP         | Median Price   | Y/Y%          | Average Price  | Y/Y%          |
| Jan-19          | -        | -           | 2            | -           | -           | 3         | -25%        | -                | -         | -             | -              | -             | -              | -             |
| Feb-19          | -        | -100%       | -            | -           | -           | 3         | 0%          | -                | -         | -             | -              | -             | -              | -             |
| Mar-19          | -        | -           | -            | -           | -           | 3         | 0%          | -                | -         | -             | -              | -             | -              | -             |
| Apr-19          | -        | -           | 1            | -           | -           | 3         | 50%         | -                | -         | -             | -              | -             | -              | -             |
| May-19          | 1        | -           | -            | -100%       | -           | 2         | -33%        | 2.00             | 24        | 94.5%         | 344,700        | -             | 344,700        | -             |
| Jun-19          | -        | -           | 1            | -           | -           | 1         | -67%        | -                | -         | -             | -              | -             | -              | -             |
| Jul-19          | 1        | -           | -            | -100%       | -           | 0         | -100%       | 0.00             | 39        | 96.1%         | 245,000        | -             | 245,000        | -             |
| Aug-19          | -        | -           | -            | -           | -           | 0         | -100%       | -                | -         | -             | -              | -             | -              | -             |
| Sep-19          | -        | -           | -            | -           | -           | 0         | -100%       | -                | -         | -             | -              | -             | -              | -             |
| Oct-19          | -        | -           | 2            | 100%        | -           | 2         | -33%        | -                | -         | -             | -              | -             | -              | -             |
| Nov-19          | -        | -           | 1            | -           | -           | 3         | 50%         | -                | -         | -             | -              | -             | -              | -             |
| Dec-19          | -        | -           | 2            | -           | -           | 5         | 150%        | -                | -         | -             | -              | -             | -              | -             |
| <b>2019</b>     | <b>2</b> | <b>100%</b> | <b>9</b>     | <b>200%</b> | <b>0.22</b> | <b>2</b>  | <b>-19%</b> | <b>12.50</b>     | <b>32</b> | <b>95.1%</b>  | <b>294,850</b> | <b>55.2%</b>  | <b>294,850</b> | <b>55.2%</b>  |
| Jan-20          | -        | -           | 1            | -50%        | -           | 6         | 100%        | -                | -         | -             | -              | -             | -              | -             |
| Feb-20          | -        | -           | -            | -           | -           | 5         | 67%         | -                | -         | -             | -              | -             | -              | -             |
| Mar-20          | -        | -           | -            | -           | -           | 5         | 67%         | -                | -         | -             | -              | -             | -              | -             |
| Apr-20          | -        | -           | -            | -100%       | -           | 2         | -33%        | -                | -         | -             | -              | -             | -              | -             |
| May-20          | -        | -100%       | 2            | -           | -           | 3         | 50%         | -                | -         | -             | -              | -             | -              | -             |
| Jun-20          | -        | -           | 1            | 0%          | -           | 3         | 200%        | -                | -         | -             | -              | -             | -              | -             |
| Jul-20          | 1        | 0%          | -            | -           | -           | 2         | -           | 2.00             | 28        | 97.3%         | 174,000        | -29.0%        | 174,000        | -29.0%        |
| Aug-20          | -        | -           | -            | -           | -           | 2         | -           | -                | -         | -             | -              | -             | -              | -             |
| Sep-20          | -        | -           | -            | -           | -           | 2         | -           | -                | -         | -             | -              | -             | -              | -             |
| Oct-20          | -        | -           | -            | -100%       | -           | 2         | 0%          | -                | -         | -             | -              | -             | -              | -             |
| Nov-20          | -        | -           | 1            | 0%          | -           | 1         | -67%        | -                | -         | -             | -              | -             | -              | -             |
| Dec-20          | -        | -           | -            | -100%       | -           | 1         | -80%        | -                | -         | -             | -              | -             | -              | -             |
| <b>2020</b>     | <b>1</b> | <b>-50%</b> | <b>5</b>     | <b>-44%</b> | <b>0.20</b> | <b>3</b>  | <b>36%</b>  | <b>34.00</b>     | <b>28</b> | <b>97.3%</b>  | <b>174,000</b> | <b>-41.0%</b> | <b>174,000</b> | <b>-41.0%</b> |
| Jan-21          | -        | -           | 2            | 100%        | -           | 3         | -50%        | -                | -         | -             | -              | -             | -              | -             |
| Feb-21          | 1        | -           | -            | -           | -           | 2         | -60%        | 2.00             | 93        | 94.9%         | 341,400        | -             | 341,400        | -             |
| Mar-21          | -        | -           | -            | -           | -           | 2         | -60%        | -                | -         | -             | -              | -             | -              | -             |
| Apr-21          | -        | -           | -            | -           | -           | 2         | 0%          | -                | -         | -             | -              | -             | -              | -             |
| May-21          | -        | -           | -            | -100%       | -           | 2         | -33%        | -                | -         | -             | -              | -             | -              | -             |
| Jun-21          | -        | -           | 1            | 0%          | -           | 3         | 0%          | -                | -         | -             | -              | -             | -              | -             |
| Jul-21          | -        | -100%       | -            | -           | -           | 1         | -50%        | -                | -         | -             | -              | -             | -              | -             |
| Aug-21          | -        | -           | -            | -           | -           | 1         | -50%        | -                | -         | -             | -              | -             | -              | -             |
| Sep-21          | -        | -           | -            | -           | -           | 1         | -50%        | -                | -         | -             | -              | -             | -              | -             |
| Oct-21          | -        | -           | 1            | -           | -           | 2         | 0%          | -                | -         | -             | -              | -             | -              | -             |
| Nov-21          | -        | -           | -            | -100%       | -           | 2         | 100%        | -                | -         | -             | -              | -             | -              | -             |
| Dec-21          | -        | -           | -            | -           | -           | 1         | 0%          | -                | -         | -             | -              | -             | -              | -             |
| <b>2021</b>     | <b>1</b> | <b>0%</b>   | <b>4</b>     | <b>-20%</b> | <b>0.25</b> | <b>2</b>  | <b>-35%</b> | <b>22.00</b>     | <b>93</b> | <b>94.9%</b>  | <b>341,400</b> | <b>96.2%</b>  | <b>341,400</b> | <b>96.2%</b>  |
| Jan-22          | -        | -           | -            | -100%       | -           | 1         | -67%        | -                | -         | -             | -              | -             | -              | -             |
| Feb-22          | -        | -100%       | 1            | -           | -           | 0         | -100%       | -                | -         | -             | -              | -             | -              | -             |
| Mar-22          | -        | -           | 1            | -           | -           | 1         | -50%        | -                | -         | -             | -              | -             | -              | -             |
| Apr-22          | -        | -           | -            | -           | -           | 1         | -50%        | -                | -         | -             | -              | -             | -              | -             |
| May-22          | -        | -           | -            | -           | -           | 1         | -50%        | -                | -         | -             | -              | -             | -              | -             |
| Jun-22          | -        | -           | -            | -100%       | -           | 1         | -67%        | -                | -         | -             | -              | -             | -              | -             |
| Jul-22          | -        | -           | 1            | 0%          | -           | 1         | 0%          | -                | -         | -             | -              | -             | -              | -             |
| Aug-22          | -        | -           | 1            | -           | -           | 2         | 100%        | -                | -         | -             | -              | -             | -              | -             |
| Sep-22          | 1        | -           | -            | -           | -           | 1         | 0%          | 1.00             | 39        | 18.8%         | 15,000         | -             | 15,000         | -             |
| Oct-22          | -        | -           | 3            | 200%        | -           | 4         | 100%        | -                | -         | -             | -              | -             | -              | -             |
| Nov-22          | 1        | -           | -            | -           | -           | 3         | 50%         | 3.00             | 28        | 90.0%         | 180,000        | -             | 180,000        | -             |
| Dec-22          | -        | -           | -            | -           | -           | 3         | 200%        | -                | -         | -             | -              | -             | -              | -             |
| <b>2022</b>     | <b>2</b> | <b>100%</b> | <b>7</b>     | <b>75%</b>  | <b>0.29</b> | <b>2</b>  | <b>-14%</b> | <b>9.50</b>      | <b>34</b> | <b>69.7%</b>  | <b>97,500</b>  | <b>-71.4%</b> | <b>97,500</b>  | <b>-71.4%</b> |
| Jan-23          | -        | -           | -            | -           | -           | 2         | 100%        | -                | -         | -             | -              | -             | -              | -             |
| Feb-23          | -        | -           | -            | -100%       | -           | 2         | -           | -                | -         | -             | -              | -             | -              | -             |
| Mar-23          | -        | -           | -            | -100%       | -           | 2         | 100%        | -                | -         | -             | -              | -             | -              | -             |
| Apr-23          | 1        | -           | 3            | -           | 0.33        | 3         | 200%        | 3.00             | 4         | 80.3%         | 20,000         | -             | 20,000         | -             |
| May-23          | -        | -           | 1            | -           | -           | 4         | 300%        | -                | -         | -             | -              | -             | -              | -             |
| Jun-23          | -        | -           | 1            | -           | -           | 5         | 400%        | -                | -         | -             | -              | -             | -              | -             |
| Jul-23          | 2        | -           | 1            | 0%          | 2.00        | 4         | 300%        | 2.00             | 43        | 91.2%         | 115,750        | -             | 115,750        | -             |
| Aug-23          | 1        | -           | -            | -100%       | -           | 3         | 50%         | 3.00             | 120       | 95.8%         | 392,500        | -             | 392,500        | -             |
| Sep-23          | -        | -100%       | 1            | -           | -           | 4         | 300%        | -                | -         | -             | -              | -             | -              | -             |
| Oct-23          | -        | -           | 1            | -67%        | -           | 2         | -50%        | -                | -         | -             | -              | -             | -              | -             |
| Nov-23          | 1        | 0%          | 1            | -           | 1.00        | 2         | -33%        | 2.00             | 15        | 71.3%         | 42,000         | -76.7%        | 42,000         | -76.7%        |
| Dec-23          | -        | -           | -            | -           | -           | 2         | -33%        | -                | -         | -             | -              | -             | -              | -             |
| <b>2023</b>     | <b>5</b> | <b>150%</b> | <b>9</b>     | <b>29%</b>  | <b>0.56</b> | <b>3</b>  | <b>84%</b>  | <b>7.00</b>      | <b>45</b> | <b>91.8%</b>  | <b>70,000</b>  | <b>-28.2%</b> | <b>137,200</b> | <b>40.7%</b>  |
| Jan-24          | -        | -           | -            | -           | -           | 2         | 0%          | -                | -         | -             | -              | -             | -              | -             |
| Feb-24          | -        | -           | 2            | -           | 0.00        | 4         | 100%        | -                | -         | -             | -              | -             | -              | -             |
| Mar-24          | -        | -           | -            | -           | -           | 3         | 50%         | -                | -         | -             | -              | -             | -              | -             |
| Apr-24          | -        | -100%       | 2            | -33%        | 0.00        | 4         | 33%         | -                | -         | -             | -              | -             | -              | -             |
| May-24          | 1        | -           | 1            | 0%          | 1.00        | 4         | 0%          | 4.00             | 8         | 104.5%        | 165,000        | -             | 165,000        | -             |
| Jun-24          |          |             |              |             |             |           |             |                  |           |               |                |               |                |               |
| Jul-24          |          |             |              |             |             |           |             |                  |           |               |                |               |                |               |
| Aug-24          |          |             |              |             |             |           |             |                  |           |               |                |               |                |               |
| Sep-24          |          |             |              |             |             |           |             |                  |           |               |                |               |                |               |
| Oct-24          |          |             |              |             |             |           |             |                  |           |               |                |               |                |               |
| Nov-24          |          |             |              |             |             |           |             |                  |           |               |                |               |                |               |
| Dec-24          |          |             |              |             |             |           |             |                  |           |               |                |               |                |               |
| <b>2024</b>     | <b>1</b> | <b>0%</b>   | <b>5</b>     | <b>25%</b>  | <b>0.20</b> | <b>3</b>  | <b>31%</b>  | <b>17.00</b>     | <b>8</b>  | <b>104.5%</b> | <b>165,000</b> | <b>725.0%</b> | <b>165,000</b> | <b>725.0%</b> |