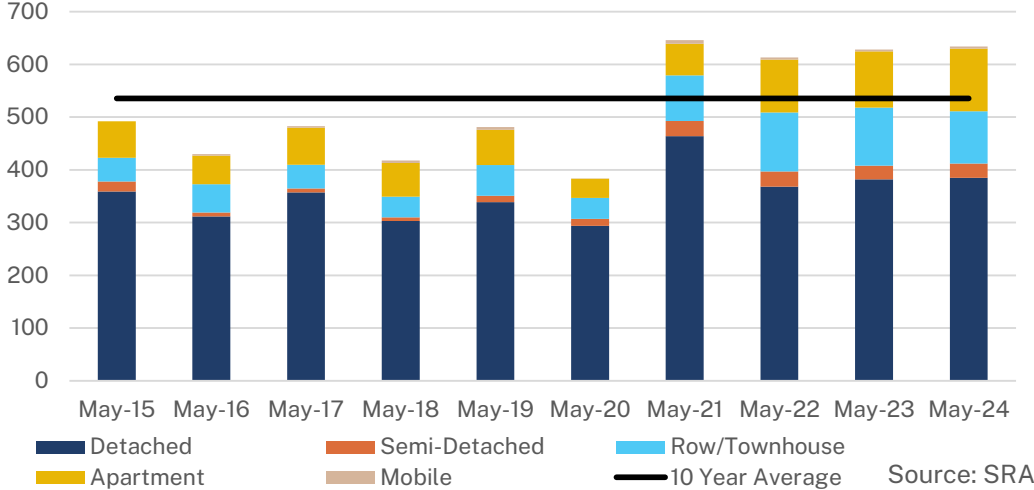


Monthly Sales Comparison



SALES
655

↑ 1.7% Y/Y | ↑ 11.4% YTD
VS. 10-YEAR AVERAGE
↑ 22.3% | ↑ 17.0% YTD



NEW LISTINGS
957

↑ 3.2% Y/Y | ↓ 0.7% YTD
VS. 10-YEAR AVERAGE
↓ 14.4% | ↓ 24.2% YTD

TOTAL RESIDENTIAL AVERAGE PRICE

\$ 410,206



4.7%

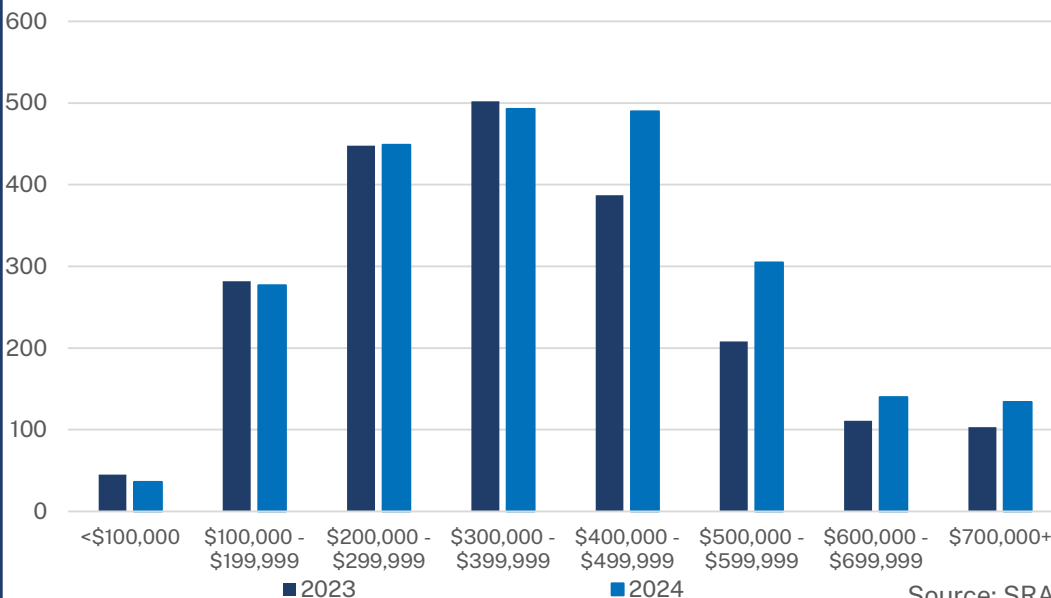
Y/Y



Monthly trend*

Residential Sales by Price Range

YTD-MAY



INVENTORY
1,092

↓ 20.9% Y/Y | Monthly trend*
VS. 10-YEAR AVERAGE
↓ 51.2% | ↓ 49.3% YTD



MONTHS OF SUPPLY
1.67

↓ 22.3% Y/Y | Monthly trend*
VS. 10-YEAR AVERAGE
↓ 62.1% | ↓ 59.1% YTD



SASKATOON CMA - MAY 2024

May 2024

	Sales		New Listings		Inventory		Months of Supply		DOM	Avg Price	
	Actual	Y/Y%	Actual	Y/Y%	Actual	Y/Y%	Actual	Y/Y%	Actual	Actual	Y/Y%
Detached	385	1%	586	7%	651	-17%	1.69	-18%	31	\$473,411	3%
Semi-Detached	27	4%	33	-13%	56	-14%	2.07	-17%	31	\$437,204	12%
Row/Townhouse	99	-10%	132	10%	121	-27%	1.22	-19%	25	\$317,244	3%
Apartment	119	11%	146	-12%	172	-33%	1.45	-40%	33	\$229,250	10%
Acreage	18	50%	40	-9%	68	-18%	3.78	-45%	55	\$786,881	26%
Mobile	4	33%	9	29%	11	-8%	2.75	-31%	22	\$63,125	-35%
Mutli-Family	3	-25%	11	267%	13	44%	4.33	93%	5	\$504,333	-1%
Total Residential	655	2%	957	3%	1,092	-21%	1.67	-22%	31	\$410,206	5%

10-Year Averages

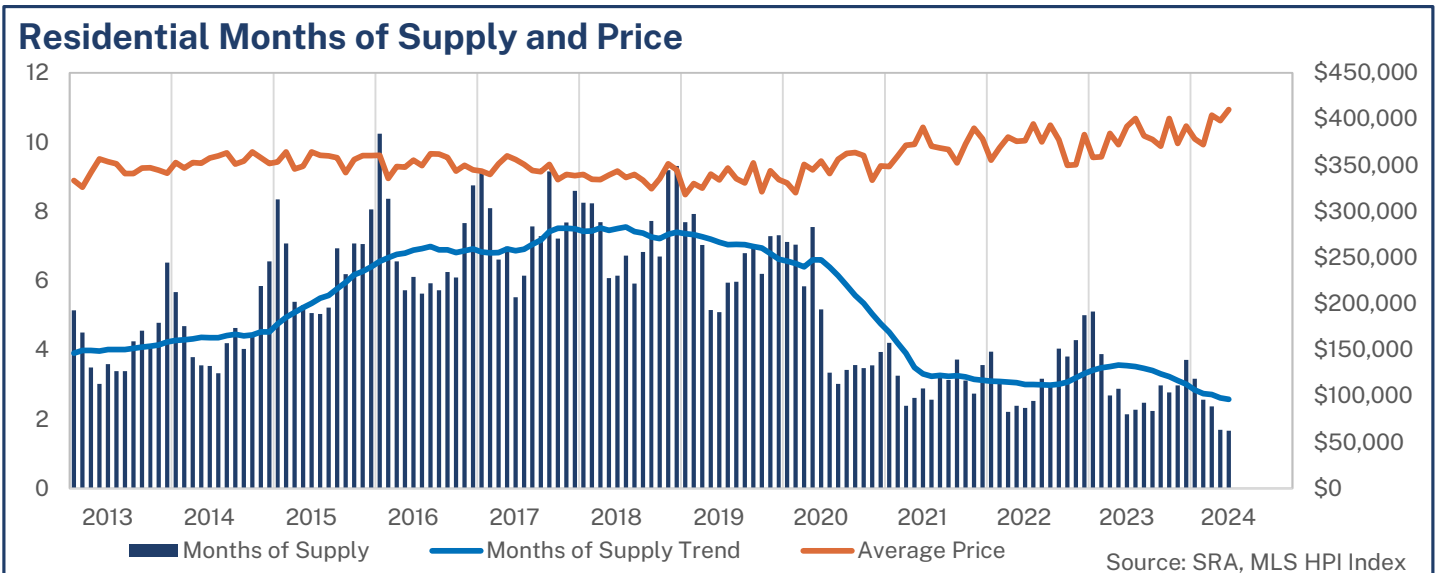
	Sales		New Listings		Inventory		Months of Supply		DOM	Avg Price	
	Avg	%Diff	Avg	%Diff	Avg	%Diff	Avg	%Diff	Avg	Avg	%Diff
Total Residential	536	22%	1,118	-14%	2,236	-51%	4.40	-62%	43	\$362,568	13%

Year-to-Date May 2024

	Sales		New Listings		Inventory		Months of Supply		DOM	Avg Price	
	Actual	Y/Y%	Actual	Y/Y%	Actual	Y/Y%	Actual	Y/Y%	Actual	Actual	Y/Y%
Detached	1,364	10%	2,016	-1%	592	-17%	2.17	-24%	40	\$455,686	4%
Semi-Detached	120	43%	142	-7%	56	-3%	2.33	-32%	49	\$427,668	12%
Row/Townhouse	351	13%	444	-1%	107	-34%	1.53	-41%	29	\$310,899	4%
Apartment	406	12%	581	1%	163	-30%	2.01	-38%	36	\$233,264	12%
Acreage	53	-2%	113	-3%	55	-16%	5.21	-15%	54	\$679,797	8%
Mobile	16	33%	26	24%	6	-46%	2.00	-59%	31	\$100,188	-21%
Mutli-Family	14	-26%	24	-4%	7	-31%	2.50	-7%	53	\$465,255	2%
Total Residential	2,324	11%	3,346	-1%	987	-21%	2.12	-29%	38	\$396,236	5%

10-Year Averages

	Sales		New Listings		Inventory		Months of Supply		DOM	Avg Price	
	Avg	%Diff	Avg	%Diff	Avg	%Diff	Avg	%Diff	Avg	Avg	%Diff
Total Residential	1,986	17%	4,415	-24%	1,947	-49%	5.19	-59%	50	\$354,526	12%



SASKATOON CMA														
	Sales	Y/Y%	New Listings	Y/Y%	S/NL Ratio	Inventory	Y/Y%	Months of Supply	DOM	SP/LP	Median Price	Y/Y%	Average Price	Y/Y%
Jan-13	267	-2%	726	15%	0.37	1,373	6%	5.14	48	98.1%	325,000	5.5%	333,248	3.8%
Feb-13	316	-17%	622	-8%	0.51	1,422	5%	4.50	42	98.5%	307,450	0.0%	326,301	5.8%
Mar-13	435	1%	770	-5%	0.56	1,518	3%	3.49	40	98.3%	325,000	4.8%	342,075	2.8%
Apr-13	527	9%	923	4%	0.57	1,591	1%	3.02	36	98.1%	335,000	-0.6%	356,678	4.2%
May-13	514	-7%	1,109	15%	0.46	1,844	8%	3.59	35	98.4%	339,900	7.9%	353,769	5.1%
Jun-13	553	10%	962	13%	0.57	1,874	10%	3.39	41	98.1%	327,500	3.1%	351,412	5.3%
Jul-13	562	10%	946	15%	0.59	1,901	12%	3.38	39	98.0%	324,950	2.8%	341,068	1.5%
Aug-13	454	3%	916	18%	0.50	1,927	13%	4.24	44	97.9%	335,000	3.1%	340,820	0.8%
Sep-13	423	7%	922	33%	0.46	1,927	19%	4.56	42	97.8%	326,000	5.2%	346,931	6.5%
Oct-13	452	11%	886	22%	0.51	1,875	22%	4.15	48	97.5%	330,000	3.2%	347,179	3.6%
Nov-13	362	12%	612	13%	0.59	1,732	21%	4.78	55	97.3%	320,000	-3.7%	344,593	0.8%
Dec-13	228	4%	406	29%	0.56	1,486	25%	6.52	51	97.8%	329,950	3.9%	341,419	1.1%
2013	5,093	4%	9,800	13%	0.52	1,706	12%	4.02	43	98.0%	328,000	3.3%	345,122	3.7%
Jan-14	287	7%	800	10%	0.36	1,626	18%	5.67	60	97.7%	327,000	0.6%	352,746	5.9%
Feb-14	360	14%	739	19%	0.49	1,686	19%	4.68	45	97.8%	330,000	7.3%	346,788	6.3%
Mar-14	475	9%	925	20%	0.51	1,802	19%	3.79	47	98.1%	345,000	6.2%	352,907	3.2%
Apr-14	553	5%	1,097	19%	0.50	1,965	24%	3.55	43	98.0%	339,900	1.5%	352,067	-1.3%
May-14	598	16%	1,166	5%	0.51	2,114	15%	3.54	38	97.8%	337,700	-0.6%	357,893	1.2%
Jun-14	639	16%	1,137	18%	0.56	2,125	13%	3.33	36	97.9%	347,000	6.0%	359,909	2.4%
Jul-14	521	-7%	1,146	21%	0.45	2,186	15%	4.20	41	97.8%	349,000	7.4%	363,301	6.5%
Aug-14	471	4%	952	4%	0.49	2,184	13%	4.64	43	97.8%	330,000	-1.5%	351,315	3.1%
Sep-14	530	25%	1,102	20%	0.48	2,134	11%	4.03	44	97.6%	339,700	4.2%	354,552	2.2%
Oct-14	464	3%	956	8%	0.49	2,062	10%	4.44	47	97.6%	339,500	2.9%	364,402	5.0%
Nov-14	347	-4%	732	20%	0.47	2,027	17%	5.84	42	97.6%	344,000	7.5%	358,019	3.9%
Dec-14	252	11%	423	4%	0.60	1,651	11%	6.55	49	97.5%	339,750	3.0%	351,817	3.0%
2014	5,497	8%	11,175	14%	0.49	1,964	15%	4.29	44	97.8%	339,900	3.6%	356,020	3.2%
Jan-15	228	-21%	901	13%	0.25	1,902	17%	8.34	56	97.9%	329,500	0.8%	353,620	0.2%
Feb-15	286	-21%	811	10%	0.35	2,024	20%	7.08	65	98.0%	337,500	2.3%	364,198	5.0%
Mar-15	426	-10%	1,085	17%	0.39	2,296	27%	5.39	52	98.1%	332,000	-3.8%	345,921	-2.0%
Apr-15	480	-13%	1,195	9%	0.40	2,536	29%	5.28	47	97.9%	337,750	-0.6%	348,997	-0.9%
May-15	529	-12%	1,242	7%	0.43	2,679	27%	5.06	49	97.9%	345,000	2.2%	364,459	1.8%
Jun-15	545	-15%	1,263	11%	0.43	2,747	29%	5.04	44	97.8%	350,000	0.9%	360,632	0.2%
Jul-15	522	0%	1,153	1%	0.45	2,725	25%	5.22	49	97.4%	345,000	-1.1%	360,043	-0.9%
Aug-15	388	-18%	1,036	9%	0.37	2,690	23%	6.93	51	97.3%	348,425	5.6%	358,142	1.9%
Sep-15	427	-19%	1,165	6%	0.37	2,642	24%	6.19	47	97.1%	332,000	-2.3%	341,959	-3.6%
Oct-15	357	-23%	929	-3%	0.38	2,525	22%	7.07	51	97.6%	345,000	1.6%	356,172	-2.3%
Nov-15	333	-4%	773	6%	0.43	2,350	16%	7.06	53	97.4%	349,900	1.7%	360,418	0.7%
Dec-15	240	-5%	505	19%	0.48	1,933	17%	8.05	58	97.0%	345,000	1.5%	360,374	2.4%
2015	4,761	-13%	12,058	8%	0.39	2,421	23%	6.10	51	97.6%	340,000	0.0%	356,142	0.0%
Jan-16	204	-11%	840	-7%	0.24	2,089	10%	10.24	51	96.9%	346,750	5.2%	360,655	2.0%
Feb-16	276	-3%	911	12%	0.30	2,308	14%	8.36	57	96.8%	325,000	-3.7%	335,767	-7.8%
Mar-16	373	-12%	1,036	-5%	0.36	2,445	6%	6.55	48	97.1%	332,000	0.0%	348,496	0.7%
Apr-16	455	-5%	1,187	-1%	0.38	2,605	3%	5.73	48	97.4%	335,000	-0.8%	347,982	-0.3%
May-16	453	-14%	1,201	-3%	0.38	2,765	3%	6.10	42	97.2%	335,000	-2.9%	355,299	-2.5%
Jun-16	487	-11%	1,118	-11%	0.44	2,740	0%	5.63	49	97.5%	335,000	-4.3%	349,367	-3.1%
Jul-16	445	-15%	961	-17%	0.46	2,634	-3%	5.92	51	97.2%	342,000	-0.9%	362,414	0.7%
Aug-16	457	18%	1,044	1%	0.44	2,616	-3%	5.72	52	97.0%	338,400	-2.9%	362,137	1.1%
Sep-16	395	-7%	971	-17%	0.41	2,469	-7%	6.25	52	97.2%	344,900	3.9%	358,540	4.8%
Oct-16	382	7%	894	-4%	0.43	2,325	-8%	6.09	54	96.9%	326,700	-5.3%	343,750	-3.5%
Nov-16	291	-13%	790	2%	0.37	2,230	-5%	7.66	51	96.8%	335,000	-4.3%	349,876	-2.9%
Dec-16	218	-9%	477	-6%	0.46	1,907	-1%	8.75	51	96.9%	335,000	-2.9%	344,998	-4.3%
2016	4,436	-7%	11,430	-5%	0.39	2,428	0%	6.57	50	97.1%	335,000	-1.5%	352,207	-1.1%
Jan-17	227	11%	884	5%	0.26	2,074	-1%	9.14	54	96.8%	327,000	-5.7%	343,608	-4.7%
Feb-17	271	-2%	779	-14%	0.35	2,192	-5%	8.09	59	96.8%	323,000	-0.6%	340,015	1.3%
Mar-17	366	-2%	1,032	0%	0.35	2,420	-1%	6.61	49	97.0%	330,000	-0.6%	351,653	0.9%
Apr-17	373	-18%	1,039	-12%	0.36	2,604	0%	6.98	50	97.0%	338,000	0.9%	360,005	3.5%
May-17	505	11%	1,287	7%	0.39	2,788	1%	5.52	49	96.9%	344,000	2.7%	356,174	0.2%
Jun-17	464	-5%	1,169	5%	0.40	2,849	4%	6.14	47	97.1%	334,250	-0.2%	350,868	0.4%
Jul-17	380	-15%	981	2%	0.39	2,875	9%	7.57	51	96.4%	330,000	-3.5%	344,096	-5.1%
Aug-17	390	-15%	997	-5%	0.39	2,840	9%	7.28	56	97.1%	335,250	-0.9%	343,074	-5.3%
Sep-17	300	-24%	938	-3%	0.32	2,746	11%	9.15	54	96.7%	326,000	-5.5%	350,914	-2.1%
Oct-17	355	-7%	884	-1%	0.40	2,560	10%	7.21	54	96.7%	334,000	2.2%	334,525	-2.7%
Nov-17	313	8%	715	-9%	0.44	2,404	8%	7.68	55	96.4%	327,900	-2.1%	339,858	-2.9%
Dec-17	233	7%	407	-15%	0.57	2,001	5%	8.59	61	96.2%	323,000	-3.6%	338,745	-1.8%
2017	4,177	-6%	11,112	-3%	0.38	2,529	4%	7.27	52	96.8%	331,000	-1.2%	347,065	-1.5%
Jan-18	245	8%	760	-14%	0.32	2,022	-3%	8.25	71	96.7%	329,500	0.8%	339,858	-1.1%
Feb-18	254	-6%	643	-17%	0.40	2,090	-5%	8.23	58	96.5%	317,750	-1.6%	334,567	-1.6%
Mar-18	292	-20%	852	-17%	0.34	2,246	-7%	7.69	66	96.6%	320,000	-3.0%	334,439	-4.9%
Apr-18	397	6%	1,006	-3%	0.39	2,410	-7%	6.07	57	96.8%	316,000	-6.5%	339,369	-5.7%
May-18	433	-14%	1,161	-10%	0.37	2,661	-5%	6.15	48	96.7%	323,000	-6.1%	343,634	-3.5%
Jun-18	415	-11%	1,060	-9%	0.39	2,789	-2%	6.72	50	96.8%	324,900	-2.8%	336,764	-4.0%
Jul-18	459	21%	875	-11%	0.52	2,715	-6%	5.92	51	96.9%	325,000	-1.5%	340,123	-1.2%
Aug-18	392	1%	915	-8%	0.43	2,677	-6%	6.83	55	96.6%	321,250	-4.2%	333,724	-2.7%
Sep-18	331	10%	760	-19%	0.44	2,556	-7%	7.72	63	96.7%	315,000	-3.4%	324,483	-7.5%
Oct-18	351	-1%	745	-16%	0.47	2,350	-8%	6.70	62	96.1%	316,000	-5.4%	335,405	0.3%
Nov-18	241	-23%	630	-12%	0.38	2,215	-8%	9.19	61	96.5%	336,000	2.5%	351,606	3.5%
Dec-18	196	-16%	365	-10%	0.54	1,825	-9%	9.31	59	95.6%	325,000	0.6%	345,006	1.8%
2018	4,006	-4%	9,772	-12%	0.41	2,380	-6%	7.13	57	96.6%	320,908	-3.0%	337,895	-2.6%

SASKATOON CMA														
	Sales	Y/Y%	New Listings	Y/Y%	S/NL Ratio	Inventory	Y/Y%	Months of Supply	DOM	SP/LP	Median Price	Y/Y%	Average Price	Y/Y%
Jan-19	242	-1%	666	-12%	0.36	1,860	-8%	7.69	69	95.7%	289,950	-12.0%	318,136	-6.4%
Feb-19	243	-4%	599	-7%	0.41	1,925	-8%	7.92	61	96.8%	314,000	-1.2%	330,095	-1.3%
Mar-19	306	5%	880	3%	0.35	2,150	-4%	7.03	60	96.7%	320,000	0.0%	325,089	-2.8%
Apr-19	453	14%	994	-1%	0.46	2,335	-3%	5.15	59	96.9%	328,500	4.0%	340,417	0.3%
May-19	494	14%	1,087	-6%	0.45	2,516	-5%	5.09	50	97.2%	325,000	0.6%	334,114	-2.8%
Jun-19	433	4%	975	-8%	0.44	2,574	-8%	5.94	49	96.7%	324,900	0.0%	346,921	3.0%
Jul-19	429	-7%	915	5%	0.47	2,559	-6%	5.97	54	96.8%	319,000	-1.8%	335,219	-1.4%
Aug-19	377	-4%	869	-5%	0.43	2,562	-4%	6.80	59	96.7%	310,000	-3.5%	330,702	-0.9%
Sep-19	352	6%	846	11%	0.42	2,470	-3%	7.02	59	96.6%	331,500	5.2%	352,473	8.6%
Oct-19	358	2%	719	-3%	0.50	2,218	-6%	6.20	57	96.8%	306,000	-3.2%	321,131	-4.3%
Nov-19	280	16%	529	-16%	0.53	2,039	-8%	7.28	57	96.7%	331,450	-1.4%	344,064	-2.1%
Dec-19	234	19%	362	-1%	0.65	1,710	-6%	7.31	65	96.4%	316,068	-2.7%	334,320	-3.1%
2019	4,201	5%	9,441	-3%	0.44	2,243	-6%	6.41	57	96.7%	320,000	-0.3%	335,217	-0.8%
Jan-20	258	7%	704	6%	0.37	1,837	-1%	7.12	66	96.7%	325,000	12.1%	330,686	3.9%
Feb-20	270	11%	593	-1%	0.46	1,901	-1%	7.04	73	96.4%	318,750	1.5%	320,252	-3.0%
Mar-20	331	8%	712	-19%	0.46	1,932	-10%	5.84	55	96.8%	334,000	4.4%	350,971	8.0%
Apr-20	251	-45%	573	-42%	0.44	1,895	-19%	7.55	59	95.9%	319,500	-2.7%	344,781	1.3%
May-20	396	-20%	911	-16%	0.43	2,047	-19%	5.17	51	96.8%	329,250	1.3%	354,614	6.1%
Jun-20	608	40%	994	2%	0.61	2,034	-21%	3.35	47	97.3%	329,900	1.5%	341,111	-1.7%
Jul-20	661	54%	982	7%	0.67	1,992	-22%	3.01	50	97.4%	337,500	5.8%	356,518	6.4%
Aug-20	568	51%	933	7%	0.61	1,946	-24%	3.43	44	97.4%	339,500	9.5%	362,660	9.7%
Sep-20	538	53%	941	11%	0.57	1,917	-22%	3.56	45	97.1%	345,000	4.1%	363,655	3.2%
Oct-20	505	41%	720	0%	0.70	1,755	-21%	3.48	44	97.0%	337,500	10.3%	360,328	12.2%
Nov-20	418	49%	488	-8%	0.86	1,486	-27%	3.56	43	97.2%	317,325	-4.3%	333,834	-3.0%
Dec-20	312	33%	404	12%	0.77	1,229	-28%	3.94	50	97.7%	333,000	5.4%	349,051	4.4%
2020	5,116	22%	8,955	-5%	0.57	1,831	-18%	4.29	50	97.1%	332,500	3.9%	349,888	4.4%
Jan-21	319	24%	658	-7%	0.48	1,341	-27%	4.20	56	97.4%	312,500	-3.8%	348,439	5.4%
Feb-21	424	57%	638	8%	0.66	1,379	-27%	3.25	45	97.8%	347,900	9.1%	360,024	12.4%
Mar-21	664	101%	1,085	52%	0.61	1,585	-18%	2.39	39	98.4%	351,000	5.1%	371,461	5.8%
Apr-21	669	167%	1,122	96%	0.60	1,746	-8%	2.61	36	99.0%	362,500	13.5%	372,604	8.1%
May-21	673	70%	1,183	30%	0.57	1,942	-5%	2.89	34	98.7%	370,000	12.4%	390,992	10.3%
Jun-21	727	20%	977	-2%	0.74	1,860	-9%	2.56	38	98.2%	350,000	6.1%	370,731	8.7%
Jul-21	565	-15%	875	-11%	0.65	1,855	-7%	3.28	42	98.2%	343,000	1.6%	368,743	3.4%
Aug-21	572	1%	889	-5%	0.64	1,794	-8%	3.14	41	98.2%	335,000	-1.3%	366,961	1.2%
Sep-21	467	-13%	770	-18%	0.61	1,739	-9%	3.72	45	97.8%	335,000	-2.9%	352,359	-3.1%
Oct-21	500	-1%	670	-7%	0.75	1,557	-11%	3.11	44	97.7%	354,500	5.0%	372,870	3.5%
Nov-21	487	17%	527	8%	0.92	1,334	-10%	2.74	48	98.0%	365,000	15.0%	390,104	16.9%
Dec-21	306	-2%	346	-14%	0.88	1,090	-11%	3.56	43	97.9%	357,200	7.3%	378,429	8.4%
2021	6,373	25%	9,740	9%	0.65	1,602	-13%	3.02	42	98.2%	350,000	5.3%	371,472	6.2%
Jan-22	282	-12%	508	-23%	0.56	1,114	-17%	3.95	52	97.8%	337,500	8.0%	355,554	2.0%
Feb-22	386	-9%	600	-6%	0.64	1,180	-14%	3.06	46	98.5%	359,950	3.5%	368,929	2.5%
Mar-22	575	-13%	868	-20%	0.66	1,272	-20%	2.21	43	98.9%	365,000	4.0%	380,401	2.4%
Apr-22	562	-16%	807	-28%	0.70	1,342	-23%	2.39	36	99.4%	354,500	-2.2%	375,971	0.9%
May-22	630	-6%	1,014	-14%	0.62	1,465	-25%	2.33	34	99.5%	355,000	-4.1%	376,611	-3.7%
Jun-22	637	-12%	1,092	12%	0.58	1,612	-13%	2.53	31	99.6%	365,000	4.3%	394,670	6.5%
Jul-22	519	-8%	850	-3%	0.61	1,645	-11%	3.17	31	98.8%	346,000	0.9%	375,077	1.7%
Aug-22	518	-9%	786	-12%	0.66	1,560	-13%	3.01	37	98.2%	368,000	9.9%	393,198	7.1%
Sep-22	383	-18%	698	-9%	0.55	1,547	-11%	4.04	40	97.6%	355,000	6.0%	377,621	7.2%
Oct-22	382	-24%	619	-8%	0.62	1,456	-6%	3.81	41	97.2%	332,250	-6.3%	350,013	-6.1%
Nov-22	314	-36%	486	-8%	0.65	1,344	1%	4.28	46	97.3%	336,375	-7.8%	350,440	-10.2%
Dec-22	222	-27%	276	-20%	0.80	1,111	2%	5.00	46	96.9%	341,000	-4.5%	383,002	1.2%
2022	5,410	-15%	8,604	-12%	0.63	1,387	-13%	3.08	39	98.5%	351,750	0.5%	375,806	1.2%
Jan-23	227	-20%	492	-3%	0.46	1,160	4%	5.11	57	97.1%	329,500	-2.4%	358,557	0.8%
Feb-23	306	-21%	500	-17%	0.61	1,186	1%	3.88	51	97.5%	350,000	-2.8%	359,042	-2.7%
Mar-23	448	-22%	664	-24%	0.67	1,202	-6%	2.68	46	98.1%	360,000	-1.4%	384,467	1.1%
Apr-23	461	-18%	786	-3%	0.59	1,325	-1%	2.87	41	98.1%	345,000	-2.7%	372,194	-1.0%
May-23	644	2%	927	-9%	0.69	1,381	-6%	2.14	35	98.9%	365,000	2.8%	391,895	4.1%
Jun-23	632	-1%	952	-13%	0.66	1,433	-11%	2.27	35	98.6%	364,000	-0.3%	400,480	1.5%
Jul-23	586	13%	818	-4%	0.72	1,450	-12%	2.47	37	98.6%	359,250	3.8%	381,863	1.8%
Aug-23	602	16%	781	-1%	0.77	1,347	-14%	2.24	37	98.4%	350,000	-4.9%	377,779	-3.9%
Sep-23	436	14%	685	-2%	0.64	1,297	-16%	2.97	39	98.5%	350,000	-1.4%	370,620	-1.9%
Oct-23	434	14%	612	-1%	0.71	1,205	-17%	2.78	38	98.1%	370,000	11.4%	400,592	14.5%
Nov-23	371	18%	501	3%	0.74	1,104	-18%	2.98	39	97.8%	360,000	7.0%	373,670	6.6%
Dec-23	250	13%	276	0%	0.91	927	-17%	3.71	43	98.2%	362,000	6.2%	392,385	2.4%
2023	5,397	0%	7,994	-7%	0.68	1,251	-10%	2.78	40	98.3%	357,000	1.5%	382,423	1.8%
Jan-24	288	27%	437	-11%	0.66	912	-21%	3.17	48	98.2%	361,375	9.7%	378,392	5.5%
Feb-24	359	17%	492	-2%	0.73	919	-23%	2.56	44	98.5%	365,000	4.3%	372,303	3.7%
Mar-24	416	-7%	634	-5%	0.66	987	-18%	2.37	45	99.3%	395,000	9.7%	404,330	5.2%
Apr-24	606	31%	826	5%	0.73	1,024	-23%	1.69	34	99.7%	380,000	10.1%	398,238	7.0%
May-24	655	2%	957	3%	0.68	1,092	-21%	1.67	31	99.9%	395,000	8.2%	410,206	4.7%
Jun-24														
Jul-24														
Aug-24														
Sep-24														
Oct-24														
Nov-24														
Dec-24														
2024	2,324	11%	3,346	-1%	0.69	987	-21%	2.12	38	99.3%	383,200	8.2%	396,236	5.0%

SASKATOON CMA														
	Sales	Y/Y%	New Listings	Y/Y%	S/N/L Ratio	Inventory	Y/Y%	Months of Supply	DOM	SP/LP	Median Price	Y/Y%	Average Price	Y/Y%
Jan-13	193	-3%	482	9%	0.40	898	5%	4.65	49	98.0%	347,700	8.7%	353,447	3.7%
Feb-13	213	-22%	442	-6%	0.48	943	5%	4.43	42	98.4%	325,000	1.2%	349,998	6.7%
Mar-13	293	-4%	537	-3%	0.55	1,026	6%	3.50	37	98.5%	348,900	6.4%	364,330	5.7%
Apr-13	379	4%	632	0%	0.60	1,065	2%	2.81	34	98.2%	358,000	2.1%	374,438	3.9%
May-13	378	-9%	778	13%	0.49	1,207	9%	3.19	32	98.5%	360,000	5.9%	376,177	5.5%
Jun-13	379	9%	647	4%	0.59	1,205	5%	3.18	35	98.1%	350,000	1.5%	370,105	3.3%
Jul-13	391	7%	656	17%	0.60	1,222	8%	3.13	37	98.0%	350,000	3.9%	361,137	1.0%
Aug-13	328	6%	661	21%	0.50	1,244	9%	3.79	40	98.1%	356,000	3.4%	363,385	1.1%
Sep-13	299	1%	659	33%	0.45	1,257	16%	4.20	40	98.0%	356,000	8.6%	369,279	8.0%
Oct-13	325	9%	626	22%	0.52	1,223	19%	3.76	48	97.6%	357,500	3.6%	364,276	3.1%
Nov-13	249	4%	410	6%	0.61	1,112	18%	4.47	50	97.7%	354,500	1.3%	367,703	3.4%
Dec-13	160	16%	274	28%	0.58	947	19%	5.92	50	97.7%	345,000	1.0%	353,906	-1.5%
2013	3,587	1%	6,804	11%	0.53	1,112	10%	3.72	40	98.1%	352,900	4.4%	365,562	3.9%
Jan-14	186	-4%	503	4%	0.37	1,007	12%	5.41	55	97.7%	357,000	2.7%	383,462	8.5%
Feb-14	248	16%	500	13%	0.50	1,029	9%	4.15	43	97.6%	375,945	15.7%	371,075	6.0%
Mar-14	324	11%	638	19%	0.51	1,126	10%	3.48	45	98.3%	364,500	4.5%	376,132	3.2%
Apr-14	368	-3%	732	16%	0.50	1,227	15%	3.33	39	97.9%	366,000	2.2%	371,222	-0.9%
May-14	417	10%	797	2%	0.52	1,324	10%	3.18	35	98.0%	370,000	2.8%	382,374	1.6%
Jun-14	448	18%	747	15%	0.60	1,311	9%	2.93	35	97.9%	373,000	6.6%	387,292	4.6%
Jul-14	359	-8%	781	19%	0.46	1,363	12%	3.80	36	97.9%	374,900	7.1%	383,196	6.1%
Aug-14	311	-5%	698	6%	0.45	1,392	12%	4.48	41	97.9%	365,000	2.5%	388,555	6.9%
Sep-14	369	23%	783	19%	0.47	1,371	9%	3.72	40	97.7%	366,000	2.8%	377,216	2.1%
Oct-14	334	3%	647	3%	0.52	1,305	7%	3.91	42	97.8%	358,000	0.1%	380,748	4.5%
Nov-14	239	-4%	453	10%	0.53	1,236	11%	5.17	39	97.7%	359,000	1.3%	378,597	3.0%
Dec-14	168	5%	265	-3%	0.63	985	4%	5.86	45	97.3%	370,000	7.2%	378,845	7.0%
2014	3,771	5%	7,544	11%	0.50	1,223	10%	3.89	40	97.9%	367,750	4.2%	380,187	4.0%
Jan-15	155	-17%	565	12%	0.27	1,123	12%	7.25	53	97.7%	358,800	0.5%	379,286	-1.1%
Feb-15	195	-21%	510	2%	0.38	1,170	14%	6.00	65	97.9%	366,900	-2.4%	394,231	6.2%
Mar-15	296	-9%	696	9%	0.43	1,320	17%	4.46	45	98.2%	355,450	-2.5%	371,702	-1.2%
Apr-15	332	-10%	802	10%	0.41	1,484	21%	4.47	42	97.9%	364,950	-0.3%	374,161	0.8%
May-15	359	-14%	819	3%	0.44	1,584	20%	4.41	46	98.0%	380,000	2.7%	386,621	1.1%
Jun-15	387	-14%	859	15%	0.45	1,666	27%	4.30	41	97.9%	370,000	-0.8%	381,290	-1.5%
Jul-15	351	-2%	733	-6%	0.48	1,636	20%	4.66	44	97.5%	368,000	-1.8%	393,448	2.7%
Aug-15	261	-16%	687	-2%	0.38	1,630	17%	6.25	49	97.4%	375,000	2.7%	386,325	-0.6%
Sep-15	317	-14%	774	-1%	0.41	1,561	14%	4.92	40	97.3%	352,500	-3.7%	359,413	-4.7%
Oct-15	245	-27%	609	-6%	0.40	1,494	14%	6.10	45	97.6%	380,000	6.1%	378,305	-0.6%
Nov-15	254	6%	487	8%	0.52	1,355	10%	5.33	47	97.6%	369,950	3.1%	375,209	-0.9%
Dec-15	167	-1%	324	22%	0.52	1,112	13%	6.66	57	97.1%	359,000	-3.0%	377,112	-0.5%
2015	3,319	-12%	7,865	4%	0.42	1,428	17%	5.16	46	97.7%	367,200	-0.1%	379,662	-0.1%
Jan-16	145	-6%	508	-10%	0.29	1,185	6%	8.17	45	97.1%	365,000	1.7%	382,517	0.9%
Feb-16	187	-4%	552	8%	0.34	1,293	11%	6.91	55	96.7%	344,900	-6.0%	363,429	-7.8%
Mar-16	272	-8%	677	-3%	0.40	1,361	3%	5.00	49	97.3%	355,000	-0.1%	369,262	-0.7%
Apr-16	330	-1%	755	-6%	0.44	1,462	-1%	4.43	43	97.8%	358,800	-1.7%	369,389	-1.3%
May-16	312	-13%	769	-6%	0.41	1,595	1%	5.11	32	97.4%	365,000	-3.9%	380,629	-1.6%
Jun-16	345	-11%	706	-18%	0.49	1,556	-7%	4.51	46	97.7%	358,500	-3.1%	375,088	-1.6%
Jul-16	317	-10%	608	-17%	0.52	1,476	-10%	4.66	46	97.2%	369,900	0.5%	388,694	-1.2%
Aug-16	303	16%	683	-1%	0.44	1,498	-8%	4.94	48	97.3%	373,000	-0.5%	380,758	-1.4%
Sep-16	284	-10%	640	-17%	0.44	1,404	-10%	4.94	44	97.3%	359,950	2.1%	383,095	6.6%
Oct-16	266	9%	597	-2%	0.45	1,329	-11%	5.00	46	96.8%	355,932	-6.3%	367,329	-2.9%
Nov-16	200	-21%	489	0%	0.41	1,263	-7%	6.32	45	96.9%	360,450	-2.6%	382,044	1.8%
Dec-16	148	-11%	299	-8%	0.49	1,075	-3%	7.26	48	96.7%	341,950	-4.7%	357,180	-5.3%
2016	3,109	-6%	7,283	-7%	0.43	1,375	-4%	5.31	45	97.3%	359,900	-2.0%	375,777	-1.0%
Jan-17	160	10%	549	8%	0.29	1,163	-2%	7.27	47	97.1%	345,450	-5.4%	363,775	-4.9%
Feb-17	191	2%	498	-10%	0.38	1,224	-5%	6.41	51	96.8%	350,000	1.5%	368,582	1.4%
Mar-17	234	-14%	677	0%	0.35	1,393	2%	5.95	41	97.0%	369,000	3.9%	392,640	6.3%
Apr-17	257	-22%	674	-11%	0.38	1,481	1%	5.76	44	97.8%	360,000	0.3%	383,872	3.9%
May-17	357	14%	866	13%	0.41	1,624	2%	4.55	44	97.4%	365,000	0.0%	382,100	0.4%
Jun-17	328	-5%	764	8%	0.43	1,673	8%	5.10	39	97.3%	359,900	0.4%	374,229	-0.2%
Jul-17	278	-12%	676	11%	0.41	1,692	15%	6.09	45	96.5%	364,450	-1.5%	372,735	-4.1%
Aug-17	264	-13%	673	-1%	0.39	1,688	13%	6.39	47	97.5%	362,500	-2.8%	370,853	-2.6%
Sep-17	210	-26%	635	-1%	0.33	1,668	19%	7.94	46	96.9%	360,000	0.0%	384,253	0.3%
Oct-17	267	0%	570	-5%	0.47	1,516	14%	5.68	50	96.9%	350,000	-1.7%	353,727	-3.7%
Nov-17	232	16%	476	-3%	0.49	1,401	11%	6.04	52	96.6%	354,250	-1.7%	366,838	-4.0%
Dec-17	157	6%	244	-18%	0.64	1,149	7%	7.32	58	96.3%	363,000	6.2%	373,701	4.6%
2017	2,935	-6%	7,302	0%	0.40	1,473	7%	6.02	46	97.0%	360,000	0.0%	374,356	-0.4%
Jan-18	181	13%	429	-22%	0.42	1,124	-3%	6.21	64	97.0%	340,000	-1.6%	360,347	-0.9%
Feb-18	169	-12%	406	-18%	0.42	1,175	-4%	6.95	54	96.6%	349,000	-0.3%	360,240	-2.3%
Mar-18	199	-15%	528	-22%	0.38	1,266	-9%	6.36	58	96.9%	350,000	-5.1%	359,919	-8.3%
Apr-18	295	15%	617	-8%	0.48	1,337	-10%	4.53	54	97.0%	340,000	-5.6%	362,268	-5.6%
May-18	303	-15%	729	-16%	0.42	1,496	-8%	4.94	42	97.2%	350,000	-4.1%	365,495	-4.3%
Jun-18	278	-15%	664	-13%	0.42	1,592	-5%	5.73	44	96.9%	352,950	-1.9%	368,788	-1.5%
Jul-18	308	11%	572	-15%	0.54	1,559	-8%	5.06	47	97.1%	355,000	-2.6%	376,398	1.0%
Aug-18	266	1%	566	-16%	0.47	1,543	-9%	5.80	49	96.8%	351,500	-3.0%	365,080	-1.6%
Sep-18	226	8%	494	-22%	0.46	1,466	-12%	6.49	58	96.8%	337,500	-6.3%	347,601	-9.5%
Oct-18	238	-11%	488	-14%	0.49	1,359	-10%	5.71	58	96.5%	350,700	0.2%	364,064	2.9%
Nov-18	168	-28%	419	-12%	0.40	1,303	-7%	7.76	59	96.9%	355,250	0.3%	372,157	1.4%
Dec-18	138	-12%	232	-5%	0.59	1,085	-6%	7.86	52	95.8%	345,000	-5.0%	372,467	-0.3%
2018	2,769	-6%	6,144	-16%	0.45	1,359	-8%	5.89	52	96.8%	349,000	-3.1%	364,765	-2.6%

SASKATOON CMA														
	Sales	Y/Y%	New Listings	Y/Y%	S/N/L Ratio	Inventory	Y/Y%	Months of Supply	DOM	SP/LP	Median Price	Y/Y%	Average Price	Y/Y%
Jan-19	166	-8%	413	-4%	0.40	1,096	-2%	6.60	69	95.9%	324,950	-4.4%	353,461	-1.9%
Feb-19	183	8%	367	-10%	0.50	1,096	-7%	5.99	55	97.0%	345,000	-1.1%	357,430	-0.8%
Mar-19	199	0%	551	4%	0.36	1,231	-3%	6.19	55	96.9%	350,000	0.0%	355,292	-1.3%
Apr-19	303	3%	628	2%	0.48	1,337	0%	4.41	55	97.2%	358,000	5.3%	369,604	2.0%
May-19	339	12%	716	-2%	0.47	1,465	-2%	4.32	44	97.4%	358,000	2.3%	366,283	0.2%
Jun-19	306	10%	647	-3%	0.47	1,520	-5%	4.97	42	96.8%	357,725	1.4%	380,664	3.2%
Jul-19	282	-8%	608	6%	0.46	1,523	-2%	5.40	46	97.0%	369,900	4.2%	379,685	0.9%
Aug-19	240	-10%	581	3%	0.41	1,562	1%	6.51	53	96.8%	350,000	-0.4%	366,659	0.4%
Sep-19	249	10%	577	17%	0.43	1,510	3%	6.06	50	96.8%	356,200	5.5%	385,266	10.8%
Oct-19	239	0%	493	1%	0.48	1,376	1%	5.76	52	97.0%	345,500	-1.5%	356,860	-2.0%
Nov-19	204	21%	351	-16%	0.58	1,252	-4%	6.14	51	96.9%	363,182	2.2%	361,451	-2.9%
Dec-19	160	16%	233	0%	0.69	1,030	-5%	6.44	61	96.3%	345,000	0.0%	363,144	-2.5%
2019	2,870	4%	6,165	0%	0.47	1,333	-2%	5.57	52	96.9%	355,000	1.7%	367,791	0.8%
Jan-20	187	13%	458	11%	0.41	1,087	-1%	5.81	65	96.9%	359,000	10.5%	366,059	3.6%
Feb-20	176	-4%	384	5%	0.46	1,138	4%	6.47	63	96.6%	348,950	1.1%	353,715	-1.0%
Mar-20	230	16%	471	-15%	0.49	1,163	-6%	5.06	52	97.1%	358,750	2.5%	369,206	3.9%
Apr-20	180	-41%	358	-43%	0.50	1,125	-16%	6.25	53	96.0%	333,500	-6.8%	372,200	0.7%
May-20	294	-13%	604	-16%	0.49	1,204	-18%	4.10	47	97.0%	357,500	-0.1%	376,967	2.9%
Jun-20	437	43%	657	2%	0.67	1,188	-22%	2.72	44	97.5%	360,000	0.6%	371,518	-2.4%
Jul-20	472	67%	644	6%	0.73	1,136	-25%	2.41	45	97.7%	370,700	0.2%	385,051	1.4%
Aug-20	407	70%	623	7%	0.65	1,104	-29%	2.71	40	97.6%	369,900	5.7%	389,633	6.3%
Sep-20	379	52%	634	10%	0.60	1,088	-28%	2.87	39	97.3%	370,000	3.9%	385,020	-0.1%
Oct-20	361	51%	453	-8%	0.80	968	-30%	2.68	38	97.3%	365,000	5.6%	390,635	9.5%
Nov-20	291	43%	322	-8%	0.90	781	-38%	2.68	38	97.5%	350,000	-3.6%	367,009	1.5%
Dec-20	217	36%	223	-4%	0.97	595	-42%	2.74	41	97.7%	350,000	1.4%	366,342	0.9%
2020	3,631	27%	5,831	-5%	0.62	1,048	-21%	3.46	45	97.3%	360,000	1.4%	377,131	2.5%
Jan-21	221	18%	377	-18%	0.59	631	-42%	2.86	48	97.5%	350,000	-2.5%	379,806	3.8%
Feb-21	279	59%	381	-1%	0.73	648	-43%	2.32	39	98.2%	381,500	9.3%	405,309	14.6%
Mar-21	448	95%	668	42%	0.67	752	-35%	1.68	27	98.9%	385,000	7.3%	403,797	9.4%
Apr-21	470	161%	738	106%	0.64	874	-22%	1.86	31	99.3%	390,000	16.9%	403,622	8.4%
May-21	464	58%	736	22%	0.63	968	-20%	2.09	28	99.1%	403,250	12.8%	425,411	12.9%
Jun-21	467	7%	653	-1%	0.72	964	-19%	2.06	31	98.8%	389,000	8.1%	410,185	10.4%
Jul-21	359	-24%	562	-13%	0.64	982	-14%	2.74	32	98.6%	388,800	4.9%	415,196	7.8%
Aug-21	353	-13%	558	-10%	0.63	953	-14%	2.70	33	98.2%	389,900	5.4%	399,418	2.5%
Sep-21	299	-21%	467	-26%	0.64	917	-16%	3.07	38	98.0%	375,000	1.4%	397,428	3.2%
Oct-21	343	-5%	423	-7%	0.81	805	-17%	2.35	38	98.1%	385,000	5.5%	404,599	3.6%
Nov-21	336	15%	295	-8%	1.14	624	-20%	1.86	45	98.0%	396,450	13.3%	423,689	15.4%
Dec-21	205	-6%	209	-6%	0.98	484	-19%	2.36	36	98.3%	379,600	8.5%	405,415	10.7%
2021	4,244	17%	6,067	4%	0.70	800	-24%	2.26	34	98.5%	387,000	7.5%	407,563	8.1%
Jan-22	166	-25%	270	-28%	0.61	495	-22%	2.98	43	98.0%	383,750	9.6%	416,575	9.7%
Feb-22	229	-18%	384	1%	0.60	572	-12%	2.50	37	99.0%	409,000	7.2%	420,657	3.8%
Mar-22	338	-25%	512	-23%	0.66	636	-15%	1.88	33	99.2%	409,000	6.2%	426,544	5.6%
Apr-22	332	-29%	497	-33%	0.67	701	-20%	2.11	29	99.7%	401,000	2.8%	425,478	5.4%
May-22	368	-21%	628	-15%	0.59	801	-17%	2.18	27	100.2%	414,750	2.9%	438,172	3.0%
Jun-22	411	-12%	677	4%	0.61	864	-10%	2.10	27	100.2%	420,000	8.0%	451,957	10.2%
Jul-22	305	-15%	552	-2%	0.55	923	-6%	3.03	28	99.5%	412,500	6.1%	438,290	5.6%
Aug-22	340	-4%	510	-9%	0.67	881	-8%	2.59	32	98.2%	415,500	6.6%	447,102	11.9%
Sep-22	239	-20%	464	-1%	0.52	900	-2%	3.77	36	97.7%	420,130	12.0%	434,350	9.3%
Oct-22	236	-31%	385	-9%	0.61	846	5%	3.58	39	97.4%	378,000	-1.8%	392,509	-3.0%
Nov-22	197	-41%	317	7%	0.62	782	25%	3.97	43	97.3%	381,900	-3.7%	398,782	-5.9%
Dec-22	154	-25%	163	-22%	0.94	628	30%	4.08	45	96.9%	380,000	0.1%	417,621	3.0%
2022	3,315	-22%	5,359	-12%	0.62	752	-6%	2.72	33	98.9%	405,100	4.7%	429,238	5.3%
Jan-23	132	-20%	277	3%	0.48	639	29%	4.84	47	97.5%	392,750	2.3%	409,447	-1.7%
Feb-23	176	-23%	300	-22%	0.59	663	16%	3.77	48	97.9%	400,000	-2.2%	412,179	-2.0%
Mar-23	274	-19%	427	-17%	0.64	696	9%	2.54	42	98.5%	414,750	1.4%	438,346	2.8%
Apr-23	280	-16%	475	-4%	0.59	767	9%	2.74	39	98.4%	409,450	2.1%	428,891	0.8%
May-23	382	4%	549	-13%	0.70	789	-1%	2.07	33	99.2%	427,000	3.0%	460,935	5.2%
Jun-23	374	-9%	619	-9%	0.60	859	-1%	2.30	32	98.9%	439,950	4.8%	464,292	2.7%
Jul-23	341	12%	510	-8%	0.67	888	-4%	2.60	35	99.1%	422,000	2.3%	440,156	0.4%
Aug-23	359	6%	483	-5%	0.74	828	-6%	2.31	35	98.8%	410,000	-1.3%	430,074	-3.8%
Sep-23	258	8%	454	-2%	0.57	826	-8%	3.20	38	98.8%	417,950	-0.5%	432,538	-0.4%
Oct-23	278	18%	388	1%	0.72	754	-11%	2.71	35	98.3%	425,000	12.4%	449,135	14.4%
Nov-23	228	16%	306	-3%	0.75	690	-12%	3.03	38	98.1%	415,000	8.7%	432,469	8.4%
Dec-23	139	-10%	164	1%	0.85	582	-7%	4.19	48	98.3%	436,000	14.7%	456,667	9.3%
2023	3,221	-3%	4,952	-8%	0.65	748	-1%	2.79	38	98.6%	420,000	3.7%	440,712	2.7%
Jan-24	177	34%	275	-1%	0.64	559	-13%	3.16	48	98.2%	415,000	5.7%	436,187	6.5%
Feb-24	210	19%	282	-6%	0.74	552	-17%	2.63	48	98.5%	413,750	3.4%	410,658	-0.4%
Mar-24	246	-10%	371	-13%	0.66	586	-16%	2.38	48	99.3%	458,950	10.7%	473,615	8.0%
Apr-24	346	24%	502	6%	0.69	612	-20%	1.77	36	100.1%	456,000	11.4%	460,520	7.4%
May-24	385	1%	586	7%	0.66	651	-17%	1.69	31	100.3%	457,500	7.1%	473,411	2.7%
Jun-24														
Jul-24														
Aug-24														
Sep-24														
Oct-24														
Nov-24														
Dec-24														
2024	1,364	10%	2,016	-1%	0.68	592	-17%	2.17	40	99.5%	442,700	7.5%	455,686	4.4%