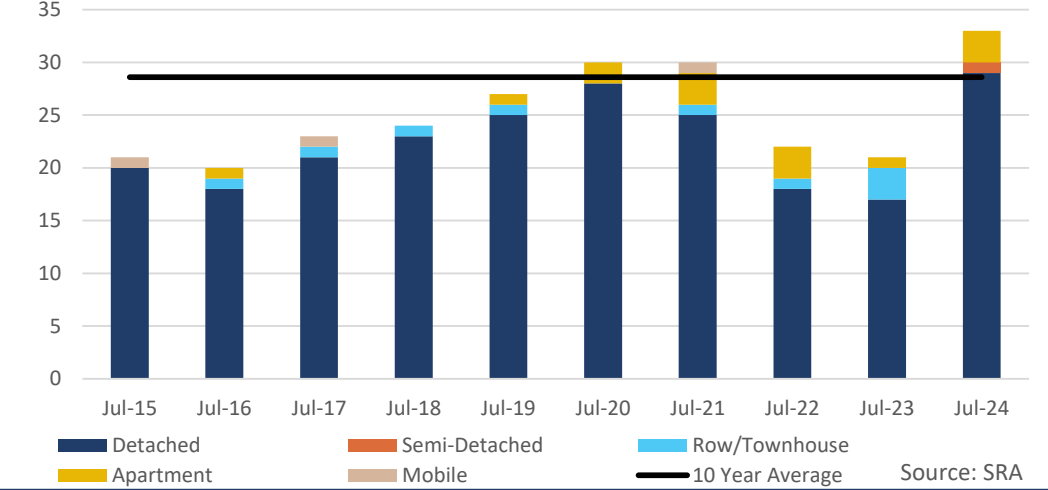


Monthly Sales Comparison



SALES
36

↑ 44.0% Y/Y | ↑ 12.3% YTD

VS. 10-YEAR AVERAGE

↑ 25.9% | ↑ 37.9% YTD

NEW LISTINGS
53

↓ 11.7% Y/Y | ↓ 12.8% YTD

VS. 10-YEAR AVERAGE

↓ 26.0% | ↓ 26.0% YTD

TOTAL RESIDENTIAL AVERAGE PRICE

\$ 224,028 ↑ **12.2%** Y/Y

Monthly trend*

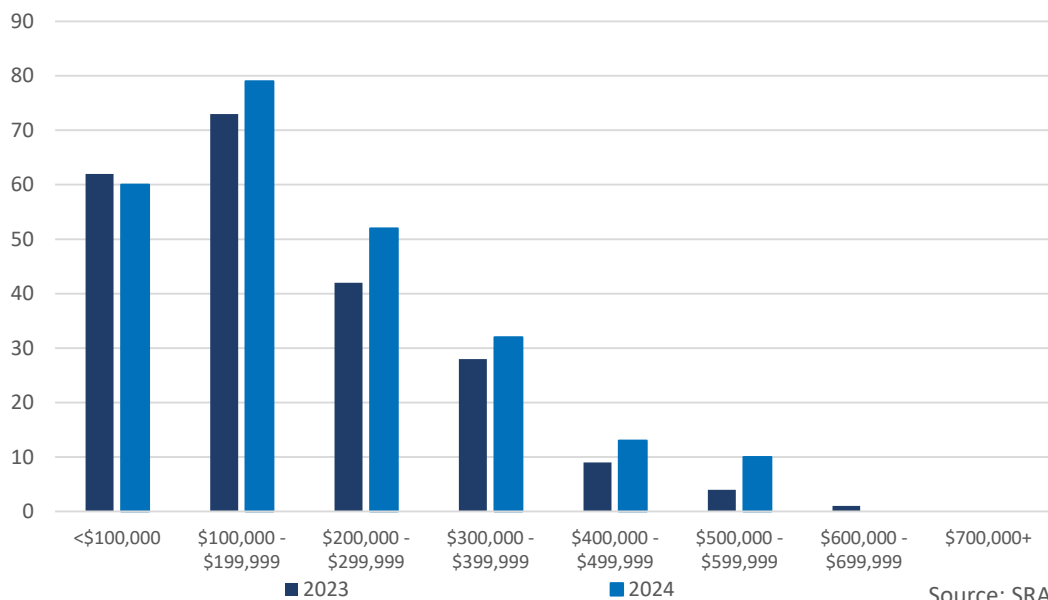
INVENTORY
176

↓ 28.5% Y/Y | Monthly trend* →

VS. 10-YEAR AVERAGE

↓ 49.7% | ↓ 42.6% YTD

Residential Sales by Price Range



MONTHS OF SUPPLY
4.89

↓ 50.3% Y/Y | Monthly trend* →

VS. 10-YEAR AVERAGE

↓ 61.5% | ↓ 61.2% YTD



JANSEN REGION - JULY 2024

July 2024

| | Sales | | New Listings | | Inventory | | Months of Supply | | DOM | Avg Price | |
|--------------------------|-----------|------------|--------------|-------------|------------|-------------|------------------|-------------|-----------|------------------|------------|
| | Actual | Y/Y% | Actual | Y/Y% | Actual | Y/Y% | Actual | Y/Y% | Actual | Actual | Y/Y% |
| Detached | 29 | 71% | 41 | -15% | 134 | -29% | 4.62 | -58% | 82 | \$191,414 | 2% |
| Semi-Detached | 1 | - | 3 | - | 7 | 133% | 7.00 | - | 27 | \$309,000 | - |
| Row/Townhouse | 0 | -100% | 0 | -100% | 3 | 0% | - | - | - | - | - |
| Apartment | 3 | 200% | 1 | -50% | 1 | -91% | 0.33 | -97% | 33 | \$311,667 | 92% |
| Acreage | 3 | 0% | 7 | -22% | 27 | -13% | 9.00 | -13% | 59 | \$423,333 | 67% |
| Mobile | 0 | - | 0 | - | 3 | -25% | - | - | - | - | - |
| Mutli-Family | 0 | -100% | 1 | - | 1 | -80% | - | - | - | - | - |
| Total Residential | 36 | 44% | 53 | -12% | 176 | -28% | 4.89 | -50% | 74 | \$224,028 | 12% |

10-Year Averages

| | Sales | | New Listings | | Inventory | | Months of Supply | | DOM | Avg Price | |
|-------------------|-------|-------|--------------|-------|-----------|-------|------------------|-------|-----|-----------|-------|
| | Avg | %Diff | Avg | %Diff | Avg | %Diff | Avg | %Diff | Avg | Avg | %Diff |
| Total Residential | 29 | 26% | 72 | -26% | 350 | -50% | 12.71 | -62% | 81 | \$183,090 | 22% |

Year-to-Date

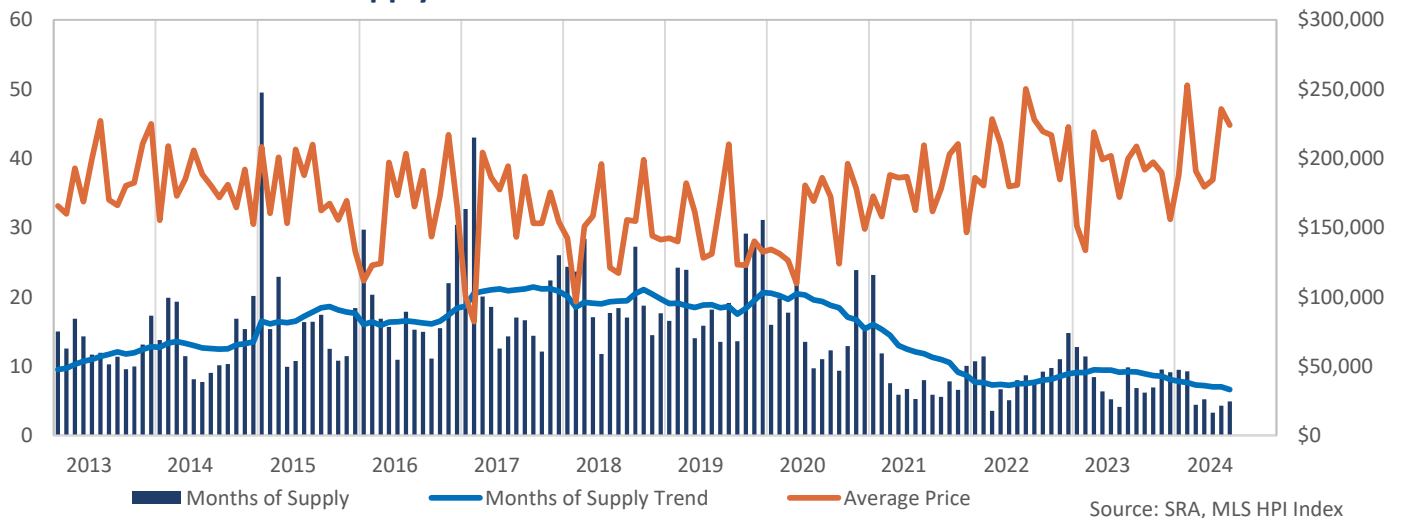
July 2024

| | Sales | | New Listings | | Inventory | | Months of Supply | | DOM | Avg Price | |
|--------------------------|------------|------------|--------------|-------------|------------|-------------|------------------|-------------|-----------|------------------|------------|
| | Actual | Y/Y% | Actual | Y/Y% | Actual | Y/Y% | Actual | Y/Y% | Actual | Actual | Y/Y% |
| Detached | 206 | 19% | 267 | -11% | 146 | -13% | 4.97 | -27% | 86 | \$202,162 | 16% |
| Semi-Detached | 3 | - | 11 | 267% | 5 | 183% | 11.33 | - | 141 | \$198,000 | - |
| Row/Townhouse | 1 | -80% | 4 | -43% | 2 | -46% | 14.00 | 169% | 27 | \$265,000 | 16% |
| Apartment | 12 | -29% | 12 | -48% | 2 | -85% | 1.33 | -79% | 42 | \$215,792 | 27% |
| Acreage | 14 | -18% | 33 | -23% | 22 | -6% | 11.07 | 14% | 107 | \$326,321 | 8% |
| Mobile | 2 | - | 3 | -40% | 2 | -26% | 8.50 | - | 276 | \$98,450 | - |
| Mutli-Family | 8 | 14% | 10 | 25% | 2 | -71% | 1.63 | -75% | 46 | \$73,500 | -61% |
| Total Residential | 246 | 12% | 340 | -13% | 182 | -18% | 5.17 | -27% | 86 | \$205,070 | 10% |

10-Year Averages

| | Sales | | New Listings | | Inventory | | Months of Supply | | DOM | Avg Price | |
|-------------------|-------|-------|--------------|-------|-----------|-------|------------------|-------|-----|-----------|-------|
| | Avg | %Diff | Avg | %Diff | Avg | %Diff | Avg | %Diff | Avg | Avg | %Diff |
| Total Residential | 178 | 38% | 459 | -26% | 317 | -43% | 13.34 | -61% | 105 | \$173,136 | 18% |

Residential Months of Supply and Price



| JANSEN REGION | | | | | | | | | | | | | | |
|---------------|------------|-------------|--------------|------------|-------------|------------|------------|------------------|------------|--------------|----------------|---------------|----------------|--------------|
| | Sales | Y/Y% | New Listings | Y/Y% | S/NL Ratio | Inventory | Y/Y% | Months of Supply | DOM | SP/LP | Median Price | Y/Y% | Average Price | Y/Y% |
| Jan-13 | 16 | 0% | 70 | 40% | 0.23 | 240 | 13% | 15.00 | 99 | 92.7% | 162,000 | 51.8% | 165,706 | 50.8% |
| Feb-13 | 19 | -10% | 39 | -22% | 0.49 | 238 | 5% | 12.53 | 85 | 93.8% | 144,500 | -32.5% | 160,029 | -21.0% |
| Mar-13 | 15 | -40% | 58 | 4% | 0.26 | 253 | 5% | 16.87 | 92 | 95.2% | 185,000 | -11.9% | 192,860 | -2.7% |
| Apr-13 | 20 | -26% | 74 | 17% | 0.27 | 286 | 13% | 14.30 | 126 | 92.3% | 150,000 | 15.4% | 168,725 | 28.2% |
| May-13 | 29 | -6% | 108 | 54% | 0.27 | 338 | 28% | 11.66 | 89 | 95.0% | 175,000 | 29.6% | 199,712 | 20.3% |
| Jun-13 | 31 | -24% | 85 | 13% | 0.36 | 370 | 35% | 11.94 | 74 | 98.4% | 205,000 | 22.8% | 227,077 | 45.0% |
| Jul-13 | 37 | -10% | 79 | 22% | 0.47 | 379 | 44% | 10.24 | 71 | 94.8% | 169,000 | 20.7% | 169,959 | 0.4% |
| Aug-13 | 35 | -5% | 92 | 59% | 0.38 | 397 | 57% | 11.34 | 82 | 92.6% | 150,000 | 0.0% | 166,057 | 8.7% |
| Sep-13 | 39 | 86% | 64 | -18% | 0.61 | 373 | 30% | 9.56 | 75 | 95.1% | 175,000 | 12.9% | 180,456 | 10.5% |
| Oct-13 | 34 | 0% | 59 | 4% | 0.58 | 339 | 29% | 9.97 | 85 | 93.7% | 181,500 | 20.0% | 182,393 | 12.2% |
| Nov-13 | 24 | -27% | 39 | 26% | 0.62 | 315 | 36% | 13.13 | 114 | 95.8% | 180,000 | 21.6% | 210,631 | 23.8% |
| Dec-13 | 17 | 6% | 24 | 4% | 0.71 | 294 | 46% | 17.29 | 98 | 96.8% | 216,500 | 20.3% | 224,944 | 30.8% |
| 2013 | 316 | -8% | 791 | 17% | 0.40 | 319 | 29% | 12.09 | 88 | 94.9% | 176,250 | 17.5% | 186,738 | 14.4% |
| Jan-14 | 19 | 19% | 61 | -13% | 0.31 | 262 | 9% | 13.79 | 111 | 92.3% | 100,000 | -38.3% | 155,226 | -6.3% |
| Feb-14 | 14 | -26% | 46 | 18% | 0.30 | 278 | 17% | 19.86 | 100 | 94.1% | 175,250 | 21.3% | 208,893 | 30.5% |
| Mar-14 | 16 | 7% | 75 | 29% | 0.21 | 309 | 22% | 19.31 | 102 | 93.6% | 160,500 | -13.2% | 172,988 | -10.3% |
| Apr-14 | 29 | 45% | 92 | 24% | 0.32 | 332 | 16% | 11.45 | 111 | 94.3% | 180,000 | 20.0% | 184,866 | 9.6% |
| May-14 | 43 | 48% | 92 | -15% | 0.47 | 349 | 3% | 8.12 | 82 | 94.7% | 178,500 | 2.0% | 205,834 | 3.1% |
| Jun-14 | 44 | 42% | 72 | -15% | 0.61 | 340 | -8% | 7.73 | 91 | 95.0% | 170,500 | -16.8% | 188,414 | -17.0% |
| Jul-14 | 39 | 5% | 96 | 22% | 0.41 | 352 | -7% | 9.03 | 76 | 93.7% | 175,000 | 3.6% | 180,582 | 6.3% |
| Aug-14 | 35 | 0% | 80 | -13% | 0.44 | 354 | -11% | 10.11 | 75 | 93.5% | 178,000 | 18.7% | 171,879 | 3.5% |
| Sep-14 | 32 | -18% | 60 | -6% | 0.53 | 330 | -12% | 10.31 | 91 | 92.6% | 173,750 | -0.7% | 181,047 | 0.3% |
| Oct-14 | 18 | -47% | 61 | 3% | 0.30 | 303 | -11% | 16.83 | 63 | 93.6% | 161,000 | -11.3% | 164,567 | -9.8% |
| Nov-14 | 19 | -21% | 58 | 49% | 0.33 | 292 | -7% | 15.37 | 73 | 93.6% | 135,000 | -25.0% | 192,053 | -8.8% |
| Dec-14 | 14 | -18% | 33 | 38% | 0.42 | 282 | -4% | 20.14 | 113 | 93.7% | 142,500 | -34.2% | 152,457 | -32.2% |
| 2014 | 322 | 2% | 826 | 4% | 0.39 | 315 | -1% | 11.75 | 89 | 93.9% | 166,500 | -5.5% | 182,426 | -2.3% |
| Jan-15 | 6 | -68% | 56 | -8% | 0.11 | 297 | 13% | 49.50 | 114 | 93.7% | 218,500 | 118.5% | 208,167 | 34.1% |
| Feb-15 | 18 | 29% | 42 | -9% | 0.43 | 276 | -1% | 15.33 | 306 | 93.5% | 147,500 | -15.8% | 160,444 | -23.2% |
| Mar-15 | 13 | -19% | 64 | -15% | 0.20 | 298 | -4% | 22.92 | 84 | 95.1% | 167,500 | 4.4% | 200,858 | 16.1% |
| Apr-15 | 33 | 14% | 100 | 9% | 0.33 | 327 | -2% | 9.91 | 91 | 92.8% | 153,500 | -14.7% | 153,079 | -17.2% |
| May-15 | 33 | -23% | 91 | -1% | 0.36 | 355 | 2% | 10.76 | 90 | 94.8% | 179,900 | 0.8% | 206,412 | 0.3% |
| Jun-15 | 24 | -45% | 94 | 31% | 0.26 | 393 | 16% | 16.38 | 111 | 94.8% | 172,500 | 1.2% | 187,783 | -0.3% |
| Jul-15 | 24 | -38% | 71 | -26% | 0.34 | 394 | 12% | 16.42 | 78 | 92.8% | 191,000 | 9.1% | 209,896 | 16.2% |
| Aug-15 | 22 | -37% | 57 | -29% | 0.39 | 383 | 8% | 17.41 | 119 | 95.0% | 155,000 | -12.9% | 162,432 | -5.5% |
| Sep-15 | 29 | -9% | 54 | -10% | 0.54 | 362 | 10% | 12.48 | 103 | 93.2% | 145,000 | -16.5% | 167,310 | -7.6% |
| Oct-15 | 31 | 72% | 54 | -11% | 0.57 | 334 | 10% | 10.77 | 109 | 91.1% | 150,000 | -6.8% | 155,581 | -5.5% |
| Nov-15 | 27 | 42% | 53 | -9% | 0.51 | 309 | 6% | 11.44 | 137 | 93.3% | 145,000 | 7.4% | 169,456 | -11.8% |
| Dec-15 | 16 | 14% | 32 | -3% | 0.50 | 294 | 4% | 18.38 | 100 | 89.4% | 130,950 | -8.1% | 132,931 | -12.8% |
| 2015 | 276 | -14% | 768 | -7% | 0.36 | 335 | 6% | 14.57 | 116 | 93.4% | 163,000 | -2.1% | 174,298 | -4.5% |
| Jan-16 | 10 | 67% | 38 | -32% | 0.26 | 297 | 0% | 29.70 | 76 | 88.4% | 100,000 | -54.2% | 111,550 | -46.4% |
| Feb-16 | 15 | -17% | 49 | 17% | 0.31 | 305 | 11% | 20.33 | 142 | 91.5% | 117,500 | -20.3% | 122,793 | -23.5% |
| Mar-16 | 18 | 38% | 56 | -13% | 0.32 | 303 | 2% | 16.83 | 100 | 92.6% | 138,500 | -17.3% | 124,167 | -38.2% |
| Apr-16 | 21 | -36% | 91 | -9% | 0.23 | 329 | 1% | 15.67 | 137 | 93.6% | 191,000 | 24.4% | 197,024 | 28.7% |
| May-16 | 31 | -6% | 81 | -11% | 0.38 | 339 | -5% | 10.94 | 115 | 92.7% | 152,000 | -15.5% | 173,249 | -16.1% |
| Jun-16 | 20 | -17% | 78 | -17% | 0.26 | 357 | -9% | 17.85 | 68 | 91.7% | 211,250 | 22.5% | 203,395 | 8.3% |
| Jul-16 | 23 | -4% | 59 | -17% | 0.39 | 351 | -11% | 15.26 | 70 | 92.0% | 155,000 | -18.8% | 165,243 | -21.3% |
| Aug-16 | 24 | 9% | 67 | 18% | 0.36 | 359 | -6% | 14.96 | 64 | 94.8% | 167,000 | 7.7% | 191,000 | 17.6% |
| Sep-16 | 31 | 7% | 61 | 13% | 0.51 | 344 | -5% | 11.10 | 97 | 92.8% | 124,000 | -14.5% | 143,548 | -14.2% |
| Oct-16 | 22 | -29% | 53 | -2% | 0.42 | 341 | 2% | 15.50 | 112 | 93.1% | 126,500 | -15.7% | 173,018 | 11.2% |
| Nov-16 | 15 | -44% | 49 | -8% | 0.31 | 330 | 7% | 22.00 | 90 | 93.3% | 220,000 | 51.7% | 216,993 | 28.1% |
| Dec-16 | 10 | -38% | 34 | 6% | 0.29 | 304 | 3% | 30.40 | 138 | 88.1% | 112,500 | -14.1% | 165,350 | 24.4% |
| 2016 | 240 | -13% | 716 | -7% | 0.34 | 330 | -2% | 16.50 | 99 | 92.6% | 153,500 | -5.8% | 167,991 | -3.6% |
| Jan-17 | 10 | 0% | 55 | 45% | 0.18 | 327 | 10% | 32.70 | 119 | 89.4% | 70,500 | -29.5% | 100,370 | -10.0% |
| Feb-17 | 8 | -47% | 45 | -8% | 0.18 | 344 | 13% | 43.00 | 79 | 92.7% | 47,500 | -59.6% | 82,113 | -33.1% |
| Mar-17 | 18 | 0% | 64 | 14% | 0.28 | 361 | 19% | 20.06 | 81 | 93.8% | 186,500 | 34.7% | 204,339 | 64.6% |
| Apr-17 | 21 | 0% | 93 | 2% | 0.23 | 390 | 19% | 18.57 | 115 | 93.8% | 176,000 | -7.9% | 186,176 | -5.5% |
| May-17 | 31 | 0% | 79 | -2% | 0.39 | 389 | 15% | 12.55 | 98 | 95.2% | 178,000 | 17.1% | 177,568 | 2.5% |
| Jun-17 | 28 | 40% | 94 | 21% | 0.30 | 400 | 12% | 14.29 | 116 | 93.5% | 183,000 | -13.4% | 194,496 | -4.4% |
| Jul-17 | 24 | 4% | 72 | 22% | 0.33 | 408 | 16% | 17.00 | 88 | 91.4% | 140,000 | -9.7% | 143,310 | -13.3% |
| Aug-17 | 25 | 4% | 77 | 15% | 0.32 | 416 | 16% | 16.64 | 91 | 93.9% | 175,000 | 4.8% | 186,916 | -2.1% |
| Sep-17 | 27 | -13% | 56 | -8% | 0.48 | 389 | 13% | 14.41 | 96 | 91.4% | 145,000 | 16.9% | 153,148 | 6.7% |
| Oct-17 | 30 | 36% | 59 | 11% | 0.51 | 363 | 6% | 12.10 | 129 | 92.1% | 134,500 | 6.3% | 153,130 | -11.5% |
| Nov-17 | 16 | 7% | 44 | -10% | 0.36 | 358 | 8% | 22.38 | 109 | 89.7% | 155,000 | -29.5% | 175,594 | -19.1% |
| Dec-17 | 13 | 30% | 26 | -24% | 0.50 | 338 | 11% | 26.00 | 136 | 91.4% | 142,500 | 26.7% | 153,954 | -6.9% |
| 2017 | 251 | 5% | 764 | 7% | 0.33 | 374 | 13% | 17.86 | 105 | 92.8% | 160,000 | 4.2% | 166,737 | -0.7% |
| Jan-18 | 14 | 40% | 43 | -22% | 0.33 | 341 | 4% | 24.36 | 151 | 90.0% | 132,500 | 87.9% | 142,339 | 41.8% |
| Feb-18 | 15 | 88% | 47 | 4% | 0.32 | 355 | 3% | 23.67 | 124 | 90.6% | 68,500 | 44.2% | 96,493 | 17.5% |
| Mar-18 | 13 | -28% | 51 | -20% | 0.25 | 369 | 2% | 28.38 | 128 | 90.3% | 166,000 | -11.0% | 150,962 | -26.1% |
| Apr-18 | 22 | 5% | 68 | -27% | 0.32 | 375 | -4% | 17.05 | 92 | 91.9% | 135,600 | -23.0% | 158,414 | -14.9% |
| May-18 | 34 | 10% | 93 | 18% | 0.37 | 400 | 3% | 11.76 | 127 | 93.7% | 182,500 | 2.5% | 195,838 | 10.3% |
| Jun-18 | 24 | -14% | 85 | -10% | 0.28 | 424 | 6% | 17.67 | 78 | 91.0% | 128,125 | -30.0% | 121,031 | -37.8% |
| Jul-18 | 24 | 0% | 81 | 13% | 0.30 | 441 | 8% | 18.38 | 99 | 89.8% | 113,250 | -19.1% | 117,110 | -18.3% |
| Aug-18 | 25 | 0% | 61 | -21% | 0.41 | 425 | 2% | 17.00 | 105 | 92.0% | 152,000 | -13.1% | 155,532 | -16.8% |
| Sep-18 | 15 | -44% | 57 | 2% | 0.26 | 409 | 5% | 27.27 | 146 | 93.3% | 128,000 | -11.7% | 154,667 | 1.0% |
| Oct-18 | 21 | -30% | 54 | -8% | 0.39 | 393 | 8% | 18.71 | 131 | 92.4% | 212,000 | 57.6% | 199,048 | 30.0% |
| Nov-18 | 26 | 63% | 52 | 18% | 0.50 | 376 | 5% | 14.46 | 109 | 91.2% | 127,500 | -17.7% | 144,092 | -17.9% |
| Dec-18 | 20 | 54% | 23 | -12% | 0.87 | 353 | 4% | 17.65 | 117 | 91.7% | 105,000 | -26.3% | 141,325 | -8.2% |
| 2018 | 253 | 1% | 715 | -6% | 0.35 | 388 | 4% | 18.42 | 115 | 91.8% | 135,000 | -15.6% | 151,078 | -9.4% |

| JANSEN REGION | | | | | | | | | | | | | | |
|---------------|------------|-------------|--------------|-------------|-------------|------------|-------------|------------------|------------|--------------|----------------|---------------|----------------|--------------|
| | Sales | Y/Y% | New Listings | Y/Y% | S/NL Ratio | Inventory | Y/Y% | Months of Supply | DOM | SP/LP | Median Price | Y/Y% | Average Price | Y/Y% |
| Jan-19 | 21 | 50% | 46 | 7% | 0.46 | 347 | 2% | 16.52 | 116 | 88.0% | 129,999 | -1.9% | 142,343 | 0.0% |
| Feb-19 | 14 | -7% | 30 | -36% | 0.47 | 339 | -5% | 24.21 | 133 | 90.6% | 138,500 | 102.2% | 139,957 | 45.0% |
| Mar-19 | 15 | 15% | 58 | 14% | 0.26 | 359 | -3% | 23.93 | 148 | 92.5% | 147,500 | -11.1% | 181,993 | 20.6% |
| Apr-19 | 27 | 23% | 85 | 25% | 0.32 | 379 | 1% | 14.04 | 151 | 93.3% | 153,000 | 12.8% | 161,156 | 1.7% |
| May-19 | 26 | -24% | 95 | 2% | 0.27 | 412 | 3% | 15.85 | 107 | 92.2% | 92,500 | -49.3% | 128,106 | -34.6% |
| Jun-19 | 23 | -4% | 69 | -19% | 0.33 | 418 | -1% | 18.17 | 100 | 91.9% | 113,000 | -11.8% | 130,939 | 8.2% |
| Jul-19 | 32 | 33% | 83 | 2% | 0.39 | 432 | -2% | 13.50 | 108 | 92.4% | 125,500 | 10.8% | 169,444 | 44.7% |
| Aug-19 | 22 | -12% | 54 | -11% | 0.41 | 421 | -1% | 19.14 | 120 | 94.6% | 167,500 | 10.2% | 210,114 | 35.1% |
| Sep-19 | 30 | 100% | 62 | 9% | 0.48 | 408 | 0% | 13.60 | 123 | 88.7% | 125,000 | -2.3% | 123,235 | -20.3% |
| Oct-19 | 13 | -38% | 37 | -31% | 0.35 | 379 | -4% | 29.15 | 84 | 91.5% | 65,000 | -69.3% | 122,827 | -38.3% |
| Nov-19 | 11 | -50% | 36 | -31% | 0.36 | 364 | -3% | 28.00 | 112 | 92.5% | 130,000 | 2.0% | 140,192 | -2.7% |
| Dec-19 | 13 | -45% | 32 | 39% | 0.34 | 342 | -3% | 31.09 | 88 | 91.4% | 80,000 | -23.8% | 132,400 | -6.3% |
| 2019 | 247 | -2% | 687 | -4% | 0.36 | 383 | -1% | 18.62 | 117 | 91.8% | 130,000 | -3.7% | 149,755 | -0.9% |
| Jan-20 | 21 | 0% | 39 | -15% | 0.54 | 335 | -3% | 15.95 | 162 | 91.5% | 136,000 | 4.6% | 134,357 | -5.6% |
| Feb-20 | 17 | 21% | 40 | 33% | 0.43 | 336 | -1% | 19.76 | 159 | 89.0% | 130,000 | -6.1% | 131,265 | -6.2% |
| Mar-20 | 19 | 27% | 42 | -28% | 0.45 | 337 | -6% | 17.74 | 195 | 92.0% | 105,000 | -28.8% | 126,289 | -30.6% |
| Apr-20 | 12 | -56% | 45 | -47% | 0.27 | 283 | -25% | 23.58 | 114 | 88.7% | 90,000 | -41.2% | 109,579 | -32.0% |
| May-20 | 24 | -8% | 142 | 49% | 0.17 | 324 | -21% | 13.50 | 82 | 92.0% | 187,000 | 102.2% | 180,600 | 41.0% |
| Jun-20 | 34 | 48% | 82 | 19% | 0.41 | 330 | -21% | 9.71 | 97 | 92.6% | 177,500 | 57.1% | 169,199 | 29.2% |
| Jul-20 | 32 | 0% | 83 | 0% | 0.39 | 352 | -19% | 11.00 | 78 | 93.6% | 156,500 | 24.7% | 185,978 | 9.8% |
| Aug-20 | 30 | 36% | 66 | 22% | 0.45 | 368 | -13% | 12.27 | 79 | 93.5% | 129,500 | -22.7% | 172,155 | -18.1% |
| Sep-20 | 37 | 23% | 53 | -15% | 0.70 | 346 | -15% | 9.35 | 93 | 90.1% | 90,000 | -28.0% | 124,015 | 0.6% |
| Oct-20 | 25 | 92% | 51 | 38% | 0.49 | 322 | -15% | 12.88 | 112 | 93.2% | 183,000 | 181.5% | 196,140 | 59.7% |
| Nov-20 | 13 | 0% | 38 | 6% | 0.34 | 310 | -15% | 23.85 | 87 | 94.8% | 140,000 | 7.7% | 178,362 | 27.2% |
| Dec-20 | 19 | 73% | 34 | 6% | 0.56 | 287 | -16% | 15.11 | 92 | 91.2% | 128,500 | 60.6% | 148,926 | 12.5% |
| 2020 | 283 | 15% | 715 | 4% | 0.40 | 328 | -15% | 13.89 | 108 | 92.2% | 138,000 | 6.2% | 157,636 | 5.3% |
| Jan-21 | 13 | -38% | 43 | 10% | 0.30 | 301 | -10% | 23.15 | 134 | 92.0% | 185,000 | 36.0% | 172,754 | 28.6% |
| Feb-21 | 24 | 41% | 30 | -25% | 0.80 | 284 | -15% | 11.83 | 120 | 92.8% | 102,500 | -21.2% | 157,929 | 20.3% |
| Mar-21 | 40 | 111% | 74 | 76% | 0.54 | 302 | -10% | 7.55 | 114 | 94.0% | 183,850 | 75.1% | 187,940 | 48.8% |
| Apr-21 | 50 | 317% | 73 | 62% | 0.68 | 293 | 4% | 5.86 | 134 | 94.3% | 172,750 | 91.9% | 186,132 | 69.9% |
| May-21 | 44 | 83% | 72 | -49% | 0.61 | 295 | -9% | 6.70 | 86 | 96.5% | 187,450 | 0.2% | 186,761 | 3.4% |
| Jun-21 | 52 | 53% | 69 | -16% | 0.75 | 274 | -17% | 5.27 | 93 | 93.1% | 155,250 | -12.5% | 162,667 | -3.9% |
| Jul-21 | 35 | 9% | 59 | -29% | 0.59 | 280 | -20% | 8.00 | 97 | 94.2% | 190,000 | 21.4% | 209,583 | 12.7% |
| Aug-21 | 45 | 50% | 58 | -12% | 0.78 | 264 | -28% | 5.87 | 111 | 94.9% | 139,500 | 7.7% | 161,598 | -6.1% |
| Sep-21 | 45 | 22% | 51 | -4% | 0.88 | 251 | -27% | 5.58 | 91 | 93.2% | 151,500 | 68.3% | 177,983 | 43.5% |
| Oct-21 | 29 | 16% | 37 | -27% | 0.78 | 226 | -30% | 7.79 | 90 | 93.3% | 230,000 | 25.7% | 202,910 | 3.5% |
| Nov-21 | 31 | 138% | 32 | -16% | 0.97 | 204 | -34% | 6.58 | 100 | 94.0% | 228,000 | 62.9% | 210,468 | 18.0% |
| Dec-21 | 19 | 0% | 26 | -24% | 0.73 | 191 | -33% | 10.05 | 102 | 91.9% | 110,000 | -14.4% | 146,524 | -1.6% |
| 2021 | 427 | 51% | 624 | -13% | 0.68 | 264 | -19% | 7.41 | 104 | 94.0% | 165,000 | 19.6% | 181,138 | 14.9% |
| Jan-22 | 18 | 38% | 32 | -26% | 0.56 | 193 | -36% | 10.72 | 84 | 92.3% | 174,000 | -5.9% | 186,052 | 7.7% |
| Feb-22 | 17 | -29% | 33 | 10% | 0.52 | 194 | -32% | 11.41 | 94 | 94.5% | 155,000 | 51.2% | 180,318 | 14.2% |
| Mar-22 | 50 | 25% | 52 | -30% | 0.96 | 177 | -41% | 3.54 | 109 | 96.5% | 209,750 | 14.1% | 228,324 | 21.5% |
| Apr-22 | 28 | -44% | 53 | -27% | 0.53 | 187 | -36% | 6.68 | 110 | 95.0% | 174,500 | 1.0% | 210,430 | 13.1% |
| May-22 | 40 | -9% | 66 | -8% | 0.61 | 204 | -31% | 5.10 | 85 | 94.6% | 179,450 | -4.3% | 179,790 | -3.7% |
| Jun-22 | 30 | -42% | 81 | 17% | 0.37 | 239 | -13% | 7.97 | 75 | 94.3% | 148,500 | -4.3% | 180,848 | 11.2% |
| Jul-22 | 28 | -20% | 52 | -12% | 0.54 | 243 | -13% | 8.68 | 64 | 94.6% | 230,000 | 21.1% | 250,075 | 19.3% |
| Aug-22 | 32 | -29% | 57 | -2% | 0.56 | 250 | -5% | 7.81 | 85 | 94.8% | 193,750 | 38.9% | 228,016 | 41.1% |
| Sep-22 | 26 | -42% | 40 | -22% | 0.65 | 239 | -5% | 9.19 | 72 | 94.8% | 221,000 | 45.9% | 219,319 | 23.2% |
| Oct-22 | 24 | -17% | 40 | 8% | 0.60 | 234 | 4% | 9.75 | 70 | 93.8% | 170,500 | -25.9% | 216,758 | 6.8% |
| Nov-22 | 21 | -32% | 34 | 6% | 0.62 | 231 | 13% | 11.00 | 81 | 93.2% | 165,000 | -27.6% | 184,810 | -12.2% |
| Dec-22 | 15 | -21% | 29 | 12% | 0.52 | 222 | 16% | 14.80 | 80 | 93.8% | 190,000 | 72.7% | 222,767 | 52.0% |
| 2022 | 329 | -23% | 569 | -9% | 0.58 | 218 | -17% | 7.94 | 86 | 94.7% | 190,000 | 15.2% | 209,013 | 15.4% |
| Jan-23 | 17 | -6% | 22 | -31% | 0.77 | 217 | 12% | 12.76 | 104 | 93.6% | 98,000 | -43.7% | 151,106 | -18.8% |
| Feb-23 | 18 | 6% | 24 | -27% | 0.75 | 205 | 6% | 11.39 | 129 | 91.2% | 118,500 | -23.5% | 133,506 | -26.0% |
| Mar-23 | 25 | -50% | 52 | 0% | 0.48 | 211 | 19% | 8.44 | 111 | 94.2% | 187,500 | -10.6% | 219,080 | -4.0% |
| Apr-23 | 32 | 14% | 47 | -11% | 0.68 | 204 | 9% | 6.38 | 118 | 94.0% | 168,500 | -3.4% | 199,309 | -5.3% |
| May-23 | 46 | 15% | 105 | 59% | 0.44 | 240 | 18% | 5.22 | 81 | 95.0% | 190,000 | 5.9% | 201,898 | 12.3% |
| Jun-23 | 56 | 87% | 80 | -1% | 0.70 | 231 | -3% | 4.13 | 63 | 94.6% | 161,500 | 8.8% | 171,904 | -4.9% |
| Jul-23 | 25 | -11% | 60 | 15% | 0.42 | 246 | 1% | 9.84 | 49 | 94.1% | 166,400 | -27.7% | 199,682 | -20.2% |
| Aug-23 | 38 | 19% | 71 | 25% | 0.54 | 260 | 4% | 6.84 | 86 | 93.2% | 185,000 | -4.5% | 208,550 | -8.5% |
| Sep-23 | 41 | 58% | 48 | 20% | 0.85 | 253 | 6% | 6.17 | 77 | 95.4% | 171,500 | -22.4% | 191,795 | -12.5% |
| Oct-23 | 33 | 38% | 35 | -13% | 0.94 | 229 | -2% | 6.94 | 77 | 89.3% | 159,000 | -6.7% | 197,327 | -9.0% |
| Nov-23 | 23 | 10% | 43 | 26% | 0.53 | 219 | -5% | 9.52 | 80 | 94.9% | 179,000 | 8.5% | 189,778 | 2.7% |
| Dec-23 | 22 | 47% | 26 | -10% | 0.85 | 201 | -9% | 9.14 | 98 | 94.7% | 129,000 | -32.1% | 155,882 | -30.0% |
| 2023 | 376 | 14% | 613 | 8% | 0.61 | 226 | 4% | 7.22 | 85 | 93.8% | 165,250 | -13.0% | 188,371 | -9.9% |
| Jan-24 | 21 | 24% | 36 | 64% | 0.58 | 199 | -8% | 9.48 | 103 | 92.7% | 161,500 | 64.8% | 187,781 | 24.3% |
| Feb-24 | 21 | 17% | 34 | 42% | 0.62 | 194 | -5% | 9.24 | 107 | 95.3% | 268,500 | 126.6% | 252,781 | 89.3% |
| Mar-24 | 41 | 64% | 44 | -15% | 0.93 | 182 | -14% | 4.44 | 91 | 94.1% | 148,000 | -21.1% | 190,859 | -12.9% |
| Apr-24 | 34 | 6% | 50 | 6% | 0.68 | 177 | -13% | 5.21 | 127 | 93.9% | 161,250 | -4.3% | 179,432 | -10.0% |
| May-24 | 53 | 15% | 66 | -37% | 0.80 | 174 | -28% | 3.28 | 64 | 94.2% | 165,000 | -13.2% | 184,447 | -8.6% |
| Jun-24 | 40 | -29% | 57 | -29% | 0.70 | 171 | -26% | 4.28 | 64 | 96.9% | 222,700 | 37.9% | 235,720 | 37.1% |
| Jul-24 | 36 | 44% | 53 | -12% | 0.68 | 176 | -28% | 4.89 | 74 | 96.1% | 170,000 | 2.2% | 224,028 | 12.2% |
| Aug-24 | | | | | | | | | | | | | | |
| Sep-24 | | | | | | | | | | | | | | |
| Oct-24 | | | | | | | | | | | | | | |
| Nov-24 | | | | | | | | | | | | | | |
| Dec-24 | | | | | | | | | | | | | | |
| 2024 | 246 | 12% | 340 | -13% | 0.72 | 182 | -18% | 5.17 | 86 | 94.9% | 177,500 | 7.6% | 205,070 | 10.3% |

| JANSEN REGION | | | | | | | | | | | | | | |
|---------------|------------|-------------|--------------|------------|-------------|------------|------------|------------------|------------|--------------|----------------|---------------|----------------|---------------|
| | Sales | Y/Y% | New Listings | Y/Y% | S/NL Ratio | Inventory | Y/Y% | Months of Supply | DOM | SP/LP | Median Price | Y/Y% | Average Price | Y/Y% |
| Jan-13 | 13 | -19% | 28 | -28% | 0.46 | 183 | 3% | 14.08 | 83 | 93.6% | 155,000 | 45.2% | 154,485 | 40.6% |
| Feb-13 | 17 | -6% | 33 | -23% | 0.52 | 179 | -5% | 10.53 | 87 | 93.7% | 144,500 | -32.8% | 163,244 | -19.0% |
| Mar-13 | 13 | -38% | 52 | 2% | 0.25 | 192 | -6% | 14.77 | 104 | 94.2% | 173,000 | 31.1% | 181,308 | -1.5% |
| Apr-13 | 18 | -28% | 63 | 13% | 0.29 | 220 | 2% | 12.22 | 132 | 92.4% | 160,000 | 23.1% | 177,083 | 35.6% |
| May-13 | 25 | -11% | 88 | 42% | 0.28 | 261 | 15% | 10.44 | 98 | 95.5% | 180,000 | 33.3% | 207,266 | 32.6% |
| Jun-13 | 29 | -17% | 68 | 6% | 0.43 | 282 | 19% | 9.72 | 77 | 98.9% | 205,000 | 22.8% | 233,014 | 45.6% |
| Jul-13 | 30 | -14% | 68 | 19% | 0.44 | 290 | 26% | 9.67 | 75 | 94.6% | 151,000 | 11.9% | 159,317 | 0.5% |
| Aug-13 | 31 | -9% | 77 | 40% | 0.40 | 301 | 33% | 9.71 | 84 | 92.8% | 140,000 | -2.4% | 163,694 | 10.8% |
| Sep-13 | 32 | 68% | 52 | -25% | 0.62 | 280 | 9% | 8.75 | 78 | 95.3% | 152,000 | -1.9% | 173,978 | 13.6% |
| Oct-13 | 31 | -3% | 53 | 13% | 0.58 | 256 | 9% | 8.26 | 85 | 93.6% | 178,000 | 17.7% | 178,512 | 10.2% |
| Nov-13 | 22 | -29% | 34 | 21% | 0.65 | 235 | 12% | 10.68 | 113 | 95.7% | 184,625 | 32.8% | 217,030 | 34.3% |
| Dec-13 | 13 | 8% | 24 | 14% | 0.54 | 220 | 20% | 16.92 | 86 | 96.7% | 208,500 | 28.7% | 216,415 | 37.6% |
| 2013 | 274 | -10% | 640 | 8% | 0.43 | 242 | 12% | 10.58 | 90 | 95.0% | 169,500 | 16.9% | 185,439 | 18.1% |
| Jan-14 | 16 | 23% | 51 | 82% | 0.31 | 222 | 21% | 13.88 | 90 | 91.6% | 100,000 | -35.5% | 151,081 | -2.2% |
| Feb-14 | 12 | -29% | 40 | 21% | 0.30 | 235 | 31% | 19.58 | 85 | 94.5% | 200,250 | 38.6% | 216,625 | 32.7% |
| Mar-14 | 15 | 15% | 46 | -12% | 0.33 | 242 | 26% | 16.13 | 104 | 93.3% | 160,000 | -7.5% | 166,587 | -8.1% |
| Apr-14 | 23 | 28% | 78 | 24% | 0.29 | 262 | 19% | 11.39 | 110 | 94.2% | 155,000 | -3.1% | 169,713 | -4.2% |
| May-14 | 34 | 36% | 75 | -15% | 0.45 | 278 | 7% | 8.18 | 77 | 95.0% | 183,750 | 2.1% | 205,319 | -0.9% |
| Jun-14 | 41 | 41% | 60 | -12% | 0.68 | 265 | -6% | 6.46 | 94 | 95.0% | 166,000 | -19.0% | 183,737 | -21.1% |
| Jul-14 | 30 | 0% | 79 | 16% | 0.38 | 275 | -5% | 9.17 | 72 | 93.1% | 164,000 | 8.6% | 179,240 | 12.5% |
| Aug-14 | 31 | 0% | 71 | -8% | 0.44 | 274 | -9% | 8.84 | 78 | 93.6% | 178,000 | 27.1% | 172,318 | 5.3% |
| Sep-14 | 27 | -16% | 50 | -4% | 0.54 | 255 | -9% | 9.44 | 92 | 92.8% | 172,500 | 13.5% | 177,648 | 2.1% |
| Oct-14 | 12 | -61% | 52 | -2% | 0.23 | 235 | -8% | 19.58 | 44 | 94.5% | 191,000 | 7.3% | 187,708 | 5.2% |
| Nov-14 | 17 | -23% | 50 | 47% | 0.34 | 226 | -4% | 13.29 | 75 | 94.3% | 135,000 | -26.9% | 195,059 | -10.1% |
| Dec-14 | 10 | -23% | 27 | 13% | 0.37 | 219 | 0% | 21.90 | 117 | 92.8% | 132,500 | -36.5% | 157,540 | -27.2% |
| 2014 | 268 | -2% | 679 | 6% | 0.39 | 249 | 3% | 11.15 | 86 | 93.9% | 164,250 | -3.1% | 181,315 | -2.2% |
| Jan-15 | 6 | -63% | 50 | -2% | 0.12 | 234 | 5% | 39.00 | 114 | 93.7% | 218,500 | 118.5% | 208,167 | 37.8% |
| Feb-15 | 16 | 33% | 37 | -8% | 0.43 | 235 | 0% | 14.69 | 332 | 93.2% | 147,500 | -26.3% | 156,469 | -27.8% |
| Mar-15 | 12 | -20% | 54 | 17% | 0.22 | 250 | 3% | 20.83 | 88 | 94.7% | 160,750 | 0.5% | 199,679 | 19.9% |
| Apr-15 | 29 | 26% | 79 | 1% | 0.37 | 269 | 3% | 9.28 | 94 | 93.1% | 153,500 | -1.0% | 155,193 | -8.6% |
| May-15 | 31 | -9% | 73 | -3% | 0.42 | 283 | 2% | 9.13 | 93 | 94.7% | 179,000 | -2.6% | 204,245 | -0.5% |
| Jun-15 | 21 | -49% | 79 | 32% | 0.27 | 314 | 18% | 14.95 | 112 | 94.6% | 170,000 | 2.4% | 180,467 | -1.8% |
| Jul-15 | 20 | -33% | 57 | -28% | 0.35 | 313 | 14% | 15.65 | 89 | 92.8% | 203,500 | 24.1% | 225,775 | 26.0% |
| Aug-15 | 18 | -42% | 45 | -37% | 0.40 | 308 | 12% | 17.11 | 119 | 95.5% | 154,000 | -13.5% | 156,750 | -9.0% |
| Sep-15 | 25 | -7% | 47 | -6% | 0.53 | 290 | 14% | 11.60 | 102 | 93.5% | 152,000 | -11.9% | 170,980 | -3.8% |
| Oct-15 | 24 | 100% | 44 | -15% | 0.55 | 268 | 14% | 11.17 | 114 | 91.9% | 120,000 | -37.2% | 139,646 | -25.6% |
| Nov-15 | 21 | 24% | 45 | -10% | 0.47 | 250 | 11% | 11.90 | 133 | 92.3% | 125,000 | -7.4% | 161,210 | -17.4% |
| Dec-15 | 12 | 20% | 27 | 0% | 0.44 | 239 | 9% | 19.92 | 92 | 87.8% | 134,950 | 1.8% | 140,367 | -10.9% |
| 2015 | 235 | -12% | 637 | -6% | 0.37 | 271 | 9% | 13.84 | 120 | 93.4% | 160,000 | -2.6% | 173,632 | -4.2% |
| Jan-16 | 9 | 50% | 29 | -42% | 0.31 | 238 | 2% | 26.44 | 82 | 88.4% | 95,000 | -56.5% | 112,278 | -46.1% |
| Feb-16 | 13 | -19% | 42 | 14% | 0.31 | 246 | 5% | 18.92 | 142 | 90.8% | 91,000 | -38.3% | 119,646 | -23.5% |
| Mar-16 | 14 | 17% | 49 | -9% | 0.29 | 248 | -1% | 17.71 | 104 | 92.4% | 126,000 | -21.6% | 120,143 | -39.8% |
| Apr-16 | 16 | -45% | 75 | -5% | 0.21 | 271 | 1% | 16.94 | 113 | 93.6% | 197,000 | 28.3% | 196,875 | 26.9% |
| May-16 | 27 | -13% | 66 | -10% | 0.41 | 274 | -3% | 10.15 | 108 | 92.4% | 152,000 | -15.1% | 175,900 | -13.9% |
| Jun-16 | 18 | -14% | 65 | -18% | 0.28 | 288 | -8% | 16.00 | 71 | 91.7% | 211,250 | 24.3% | 203,772 | 12.9% |
| Jul-16 | 18 | -10% | 41 | -28% | 0.44 | 280 | -11% | 15.56 | 66 | 92.4% | 152,250 | -25.2% | 158,378 | -29.9% |
| Aug-16 | 21 | 17% | 55 | 22% | 0.38 | 287 | -7% | 13.67 | 63 | 95.4% | 165,000 | 7.1% | 185,810 | 18.5% |
| Sep-16 | 27 | 8% | 54 | 15% | 0.50 | 274 | -6% | 10.15 | 100 | 92.6% | 115,000 | -24.3% | 134,500 | -21.3% |
| Oct-16 | 20 | -17% | 42 | -5% | 0.48 | 272 | 1% | 13.60 | 112 | 92.7% | 98,000 | -18.3% | 168,569 | 20.7% |
| Nov-16 | 9 | -57% | 43 | -4% | 0.21 | 266 | 6% | 29.56 | 76 | 92.3% | 165,500 | 32.4% | 208,711 | 29.5% |
| Dec-16 | 10 | -17% | 25 | -7% | 0.40 | 237 | -1% | 23.70 | 138 | 88.1% | 112,500 | -16.6% | 165,350 | 17.8% |
| 2016 | 202 | -14% | 586 | -8% | 0.34 | 265 | -2% | 15.75 | 97 | 92.4% | 149,750 | -6.4% | 163,875 | -5.6% |
| Jan-17 | 10 | 11% | 43 | 48% | 0.23 | 252 | 6% | 25.20 | 119 | 89.4% | 70,500 | -25.8% | 100,370 | -10.6% |
| Feb-17 | 6 | -54% | 32 | -24% | 0.19 | 262 | 7% | 43.67 | 91 | 92.0% | 57,500 | -36.8% | 94,500 | -21.0% |
| Mar-17 | 14 | 0% | 53 | 8% | 0.26 | 275 | 11% | 19.64 | 83 | 93.9% | 186,500 | 48.0% | 222,921 | 85.5% |
| Apr-17 | 16 | 0% | 70 | -7% | 0.23 | 297 | 10% | 18.56 | 96 | 93.5% | 168,000 | -14.7% | 181,394 | -7.9% |
| May-17 | 23 | -15% | 69 | 5% | 0.33 | 303 | 11% | 13.17 | 70 | 95.1% | 176,000 | 15.8% | 175,817 | 0.0% |
| Jun-17 | 26 | 44% | 73 | 12% | 0.36 | 310 | 8% | 11.92 | 111 | 93.2% | 177,500 | -16.0% | 186,265 | -8.6% |
| Jul-17 | 21 | 17% | 55 | 34% | 0.38 | 315 | 13% | 15.00 | 83 | 91.2% | 128,650 | -15.5% | 136,645 | -13.7% |
| Aug-17 | 20 | -5% | 61 | 11% | 0.33 | 319 | 11% | 15.95 | 94 | 93.7% | 170,000 | 3.0% | 180,670 | -2.8% |
| Sep-17 | 22 | -19% | 44 | -19% | 0.50 | 298 | 9% | 13.55 | 93 | 92.0% | 125,750 | 9.3% | 144,091 | 7.1% |
| Oct-17 | 22 | 10% | 46 | 10% | 0.48 | 283 | 4% | 12.86 | 134 | 92.0% | 103,750 | 5.9% | 154,314 | -8.5% |
| Nov-17 | 12 | 33% | 32 | -26% | 0.38 | 278 | 5% | 23.17 | 117 | 88.6% | 110,000 | -33.5% | 153,875 | -26.3% |
| Dec-17 | 9 | -10% | 23 | -8% | 0.39 | 263 | 11% | 29.22 | 158 | 92.1% | 130,000 | 15.6% | 134,211 | -18.8% |
| 2017 | 201 | 0% | 601 | 3% | 0.33 | 288 | 9% | 17.19 | 101 | 92.7% | 150,000 | 0.2% | 162,104 | -1.1% |
| Jan-18 | 13 | 30% | 34 | -21% | 0.38 | 267 | 6% | 20.54 | 146 | 89.7% | 120,000 | 70.2% | 142,135 | 41.6% |
| Feb-18 | 14 | 133% | 42 | 31% | 0.33 | 282 | 8% | 20.14 | 129 | 89.5% | 61,750 | 7.4% | 82,886 | -12.3% |
| Mar-18 | 9 | -36% | 39 | -26% | 0.23 | 293 | 7% | 32.56 | 115 | 88.8% | 112,500 | -39.7% | 133,278 | -40.2% |
| Apr-18 | 18 | 13% | 52 | -26% | 0.35 | 297 | 0% | 16.50 | 76 | 91.2% | 94,000 | -44.0% | 136,289 | -24.9% |
| May-18 | 31 | 35% | 75 | 9% | 0.41 | 312 | 3% | 10.06 | 118 | 94.0% | 180,000 | 2.3% | 189,629 | 7.9% |
| Jun-18 | 21 | -19% | 68 | -7% | 0.31 | 329 | 6% | 15.67 | 81 | 90.9% | 90,000 | -49.3% | 115,298 | -38.1% |
| Jul-18 | 23 | 10% | 75 | 36% | 0.31 | 349 | 11% | 15.17 | 102 | 89.5% | 105,000 | -18.4% | 115,946 | -15.1% |
| Aug-18 | 22 | 10% | 47 | -23% | 0.47 | 334 | 5% | 15.18 | 112 | 93.1% | 160,000 | -5.9% | 152,605 | -15.5% |
| Sep-18 | 13 | -41% | 45 | 2% | 0.29 | 322 | 8% | 24.77 | 143 | 93.4% | 106,000 | -15.7% | 148,808 | 3.3% |
| Oct-18 | 16 | -27% | 44 | -4% | 0.36 | 312 | 10% | 19.50 | 135 | 91.8% | 167,500 | 61.4% | 186,156 | 20.6% |
| Nov-18 | 19 | 58% | 42 | 31% | 0.45 | 301 | 8% | 15.84 | 104 | 90.8% | 109,900 | -0.1% | 136,553 | -11.3% |
| Dec-18 | 15 | 67% | 18 | -22% | 0.83 | 282 | 7% | 18.80 | 101 | 92.5% | 82,500 | -36.5% | 133,300 | -0.7% |
| 2018 | 214 | 6% | 581 | -3% | 0.37 | 307 | 7% | 17.20 | 111 | 91.7% | 119,250 | -20.5% | 142,484 | -12.1% |

| JANSEN REGION | | | | | | | | | | | | | | |
|---------------|------------|-------------|--------------|-------------|-------------|------------|-------------|------------------|------------|--------------|----------------|---------------|----------------|---------------|
| | Sales | Y/Y% | New Listings | Y/Y% | S/NL Ratio | Inventory | Y/Y% | Months of Supply | DOM | SP/LP | Median Price | Y/Y% | Average Price | Y/Y% |
| Jan-19 | 19 | 46% | 38 | 12% | 0.50 | 278 | 4% | 14.63 | 109 | 88.5% | 130,000 | 8.3% | 147,326 | 3.7% |
| Feb-19 | 12 | -14% | 28 | -33% | 0.43 | 273 | -3% | 22.75 | 135 | 90.1% | 128,500 | 108.1% | 139,950 | 68.8% |
| Mar-19 | 11 | 22% | 50 | 28% | 0.22 | 296 | 1% | 26.91 | 106 | 92.4% | 114,000 | 1.3% | 178,491 | 33.9% |
| Apr-19 | 24 | 33% | 66 | 27% | 0.36 | 310 | 4% | 12.92 | 141 | 93.1% | 151,500 | 61.2% | 160,571 | 17.8% |
| May-19 | 21 | -32% | 80 | 7% | 0.26 | 334 | 7% | 15.90 | 117 | 91.1% | 85,000 | -52.8% | 129,155 | -31.9% |
| Jun-19 | 20 | -5% | 63 | -7% | 0.32 | 345 | 5% | 17.25 | 106 | 91.5% | 100,750 | 11.9% | 111,980 | -2.9% |
| Jul-19 | 25 | 9% | 60 | -20% | 0.42 | 348 | 0% | 13.92 | 101 | 93.1% | 130,000 | 23.8% | 169,413 | 46.1% |
| Aug-19 | 16 | -27% | 46 | -2% | 0.35 | 344 | 3% | 21.50 | 111 | 93.1% | 174,000 | 8.8% | 186,594 | 22.3% |
| Sep-19 | 28 | 115% | 49 | 9% | 0.57 | 326 | 1% | 11.64 | 130 | 87.5% | 117,500 | 10.8% | 114,895 | -22.8% |
| Oct-19 | 12 | -25% | 30 | -32% | 0.40 | 303 | -3% | 25.25 | 85 | 91.5% | 60,500 | -63.9% | 114,938 | -38.3% |
| Nov-19 | 11 | -42% | 27 | -36% | 0.41 | 288 | -4% | 26.18 | 111 | 92.8% | 130,000 | 18.3% | 149,318 | 9.3% |
| Dec-19 | 11 | -27% | 22 | 22% | 0.50 | 268 | -5% | 24.36 | 88 | 91.4% | 80,000 | -3.0% | 132,400 | -0.7% |
| 2019 | 210 | -2% | 559 | -4% | 0.38 | 309 | 1% | 17.68 | 114 | 91.4% | 123,375 | 3.5% | 143,636 | 0.8% |
| Jan-20 | 17 | -11% | 31 | -18% | 0.55 | 264 | -5% | 15.53 | 164 | 91.4% | 115,000 | -11.5% | 125,529 | -14.8% |
| Feb-20 | 15 | 25% | 31 | 11% | 0.48 | 259 | -5% | 17.27 | 156 | 89.8% | 130,000 | 1.2% | 133,433 | -4.7% |
| Mar-20 | 17 | 55% | 35 | -30% | 0.49 | 257 | -13% | 15.12 | 195 | 91.8% | 105,000 | -7.9% | 131,441 | -26.4% |
| Apr-20 | 11 | -54% | 40 | -39% | 0.28 | 221 | -29% | 20.09 | 119 | 88.0% | 70,000 | -53.8% | 94,541 | -41.1% |
| May-20 | 18 | -14% | 105 | 31% | 0.17 | 248 | -26% | 13.78 | 88 | 92.0% | 177,500 | 108.8% | 160,161 | 24.0% |
| Jun-20 | 27 | 35% | 67 | 6% | 0.40 | 255 | -26% | 9.44 | 100 | 91.9% | 130,000 | 29.0% | 152,698 | 36.4% |
| Jul-20 | 28 | 12% | 69 | 15% | 0.41 | 275 | -21% | 9.82 | 80 | 93.8% | 172,500 | 32.7% | 196,279 | 15.9% |
| Aug-20 | 26 | 63% | 58 | 26% | 0.45 | 289 | -16% | 11.12 | 70 | 93.2% | 129,500 | -25.6% | 176,198 | -5.6% |
| Sep-20 | 31 | 11% | 46 | -6% | 0.67 | 273 | -16% | 8.81 | 93 | 90.0% | 80,000 | -31.9% | 123,502 | 7.5% |
| Oct-20 | 21 | 75% | 39 | 30% | 0.54 | 250 | -17% | 11.90 | 101 | 94.1% | 236,000 | 290.1% | 209,452 | 82.2% |
| Nov-20 | 12 | 9% | 28 | 4% | 0.43 | 242 | -16% | 20.17 | 92 | 94.7% | 150,000 | 15.4% | 181,725 | 21.7% |
| Dec-20 | 17 | 55% | 25 | 14% | 0.68 | 219 | -18% | 12.88 | 82 | 91.4% | 128,500 | 60.6% | 151,329 | 14.3% |
| 2020 | 240 | 14% | 574 | 3% | 0.42 | 254 | -18% | 12.72 | 107 | 92.3% | 140,000 | 13.5% | 156,138 | 8.7% |
| Jan-21 | 8 | -53% | 37 | 19% | 0.22 | 234 | -11% | 29.25 | 108 | 92.5% | 162,500 | 41.3% | 157,550 | 25.5% |
| Feb-21 | 21 | 40% | 27 | -13% | 0.78 | 221 | -15% | 10.52 | 126 | 92.6% | 105,000 | -19.2% | 162,371 | 21.7% |
| Mar-21 | 32 | 88% | 62 | 77% | 0.52 | 236 | -8% | 7.38 | 103 | 94.3% | 183,850 | 75.1% | 187,463 | 42.6% |
| Apr-21 | 43 | 291% | 63 | 58% | 0.68 | 234 | 6% | 5.44 | 123 | 94.4% | 180,000 | 157.1% | 190,619 | 101.6% |
| May-21 | 37 | 106% | 56 | -47% | 0.66 | 230 | -7% | 6.22 | 83 | 96.5% | 179,900 | 1.4% | 185,689 | 15.9% |
| Jun-21 | 44 | 63% | 55 | -18% | 0.80 | 209 | -18% | 4.75 | 85 | 92.6% | 161,000 | 23.8% | 163,198 | 6.9% |
| Jul-21 | 25 | -11% | 46 | -33% | 0.54 | 214 | -22% | 8.56 | 85 | 95.6% | 170,000 | -1.4% | 181,276 | -7.6% |
| Aug-21 | 35 | 35% | 46 | -21% | 0.76 | 199 | -31% | 5.69 | 103 | 94.9% | 125,000 | -3.5% | 160,726 | -8.8% |
| Sep-21 | 34 | 10% | 40 | -13% | 0.85 | 189 | -31% | 5.56 | 91 | 93.4% | 155,000 | 93.8% | 181,338 | 46.8% |
| Oct-21 | 24 | 14% | 33 | -15% | 0.73 | 171 | -32% | 7.13 | 90 | 93.9% | 182,500 | -22.7% | 182,767 | -12.7% |
| Nov-21 | 21 | 75% | 29 | 4% | 0.72 | 163 | -33% | 7.76 | 76 | 95.0% | 187,000 | 24.7% | 206,452 | 13.6% |
| Dec-21 | 18 | 6% | 16 | -36% | 1.13 | 149 | -32% | 8.28 | 100 | 92.6% | 105,000 | -18.3% | 147,858 | -2.3% |
| 2021 | 342 | 43% | 510 | -11% | 0.67 | 204 | -20% | 7.16 | 97 | 94.2% | 161,000 | 15.0% | 177,260 | 13.5% |
| Jan-22 | 16 | 100% | 30 | -19% | 0.53 | 153 | -35% | 9.56 | 87 | 91.8% | 174,000 | 7.1% | 186,150 | 18.2% |
| Feb-22 | 16 | -24% | 25 | -7% | 0.64 | 148 | -33% | 9.25 | 98 | 94.3% | 180,250 | 71.7% | 187,369 | 15.4% |
| Mar-22 | 40 | 25% | 40 | -35% | 1.00 | 133 | -44% | 3.33 | 108 | 96.4% | 202,500 | 10.1% | 221,368 | 18.1% |
| Apr-22 | 24 | -44% | 43 | -32% | 0.56 | 142 | -39% | 5.92 | 107 | 94.7% | 158,125 | -12.2% | 203,835 | 6.9% |
| May-22 | 29 | -22% | 51 | -9% | 0.57 | 157 | -32% | 5.41 | 75 | 93.9% | 160,000 | -11.1% | 170,079 | -8.4% |
| Jun-22 | 26 | -41% | 60 | 9% | 0.43 | 181 | -13% | 6.96 | 84 | 94.3% | 148,500 | -7.8% | 184,259 | 12.9% |
| Jul-22 | 18 | -28% | 43 | -7% | 0.42 | 191 | -11% | 10.61 | 61 | 94.1% | 178,500 | 5.0% | 208,544 | 15.0% |
| Aug-22 | 26 | -26% | 45 | -2% | 0.58 | 195 | -2% | 7.50 | 88 | 94.4% | 186,250 | 49.0% | 199,462 | 24.1% |
| Sep-22 | 20 | -41% | 29 | -28% | 0.69 | 185 | -2% | 9.25 | 62 | 95.4% | 221,000 | 42.6% | 214,365 | 18.2% |
| Oct-22 | 18 | -25% | 28 | -15% | 0.64 | 179 | 5% | 9.94 | 66 | 93.6% | 150,400 | -17.6% | 190,706 | 4.3% |
| Nov-22 | 17 | -19% | 29 | 0% | 0.59 | 178 | 9% | 10.47 | 75 | 92.1% | 162,000 | -13.4% | 166,471 | -19.4% |
| Dec-22 | 13 | -28% | 25 | 56% | 0.52 | 174 | 17% | 13.38 | 85 | 94.3% | 190,000 | 81.0% | 229,346 | 55.1% |
| 2022 | 263 | -23% | 448 | -12% | 0.59 | 168 | -18% | 7.67 | 85 | 94.4% | 179,000 | 11.2% | 197,405 | 11.4% |
| Jan-23 | 14 | -13% | 18 | -40% | 0.78 | 170 | 11% | 12.14 | 105 | 93.4% | 84,000 | -51.7% | 141,343 | -24.1% |
| Feb-23 | 16 | 0% | 16 | -36% | 1.00 | 157 | 6% | 9.81 | 113 | 91.5% | 99,750 | -44.7% | 130,819 | -30.2% |
| Mar-23 | 23 | -43% | 43 | 8% | 0.53 | 157 | 18% | 6.83 | 100 | 94.3% | 180,000 | -11.1% | 198,565 | -10.3% |
| Apr-23 | 26 | 8% | 35 | -19% | 0.74 | 152 | 7% | 5.85 | 123 | 93.6% | 162,500 | 2.8% | 197,573 | -3.1% |
| May-23 | 37 | 28% | 78 | 53% | 0.47 | 176 | 12% | 4.76 | 56 | 95.2% | 190,000 | 18.8% | 200,076 | 17.6% |
| Jun-23 | 40 | 54% | 63 | 5% | 0.63 | 174 | -4% | 4.35 | 53 | 95.2% | 145,750 | -1.9% | 147,503 | -19.9% |
| Jul-23 | 17 | -6% | 48 | 12% | 0.35 | 189 | -1% | 11.12 | 53 | 94.5% | 120,000 | -32.8% | 186,876 | -10.4% |
| Aug-23 | 29 | 12% | 60 | 33% | 0.48 | 209 | 7% | 7.21 | 83 | 93.0% | 146,000 | -21.6% | 180,048 | -9.7% |
| Sep-23 | 32 | 60% | 37 | 28% | 0.86 | 203 | 10% | 6.34 | 77 | 94.1% | 150,000 | -32.1% | 179,350 | -16.3% |
| Oct-23 | 25 | 39% | 31 | 11% | 0.81 | 192 | 7% | 7.68 | 72 | 91.7% | 159,000 | 5.7% | 171,276 | -10.2% |
| Nov-23 | 21 | 24% | 38 | 31% | 0.55 | 186 | 4% | 8.86 | 79 | 95.1% | 179,000 | 10.5% | 188,805 | 13.4% |
| Dec-23 | 20 | 54% | 25 | 0% | 0.80 | 173 | -1% | 8.65 | 97 | 94.6% | 131,500 | -30.8% | 160,020 | -30.2% |
| 2023 | 300 | 14% | 492 | 10% | 0.61 | 178 | 6% | 7.13 | 80 | 94.0% | 155,000 | -13.4% | 175,545 | -11.1% |
| Jan-24 | 19 | 36% | 30 | 67% | 0.63 | 170 | 0% | 8.95 | 85 | 92.9% | 136,000 | 61.9% | 167,547 | 18.5% |
| Feb-24 | 21 | 31% | 24 | 50% | 0.88 | 157 | 0% | 7.48 | 107 | 95.3% | 268,500 | 169.2% | 252,781 | 93.2% |
| Mar-24 | 28 | 22% | 33 | -23% | 0.85 | 148 | -6% | 5.29 | 113 | 93.8% | 152,000 | -15.6% | 203,114 | 2.3% |
| Apr-24 | 28 | 8% | 41 | 17% | 0.68 | 143 | -6% | 5.11 | 121 | 93.7% | 161,250 | -0.8% | 182,243 | -7.8% |
| May-24 | 45 | 22% | 54 | -31% | 0.83 | 139 | -21% | 3.09 | 60 | 93.8% | 170,000 | -10.5% | 185,471 | -7.3% |
| Jun-24 | 36 | -10% | 44 | -30% | 0.82 | 133 | -24% | 3.69 | 62 | 97.1% | 222,700 | 52.8% | 235,175 | 59.4% |
| Jul-24 | 29 | 71% | 41 | -15% | 0.71 | 134 | -29% | 4.62 | 82 | 95.1% | 150,000 | 25.0% | 191,414 | 2.4% |
| Aug-24 | | | | | | | | | | | | | | |
| Sep-24 | | | | | | | | | | | | | | |
| Oct-24 | | | | | | | | | | | | | | |
| Nov-24 | | | | | | | | | | | | | | |
| Dec-24 | | | | | | | | | | | | | | |
| 2024 | 206 | 19% | 267 | -11% | 0.77 | 146 | -13% | 4.97 | 86 | 94.7% | 170,000 | 9.7% | 202,162 | 15.6% |