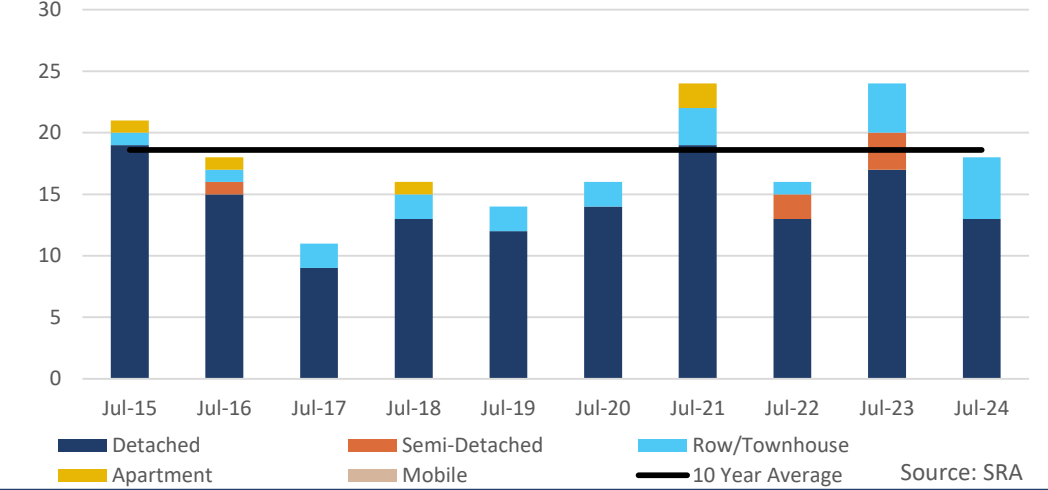


Monthly Sales Comparison



SALES

18

↓ 25.0% Y/Y | ↑ 14.0% YTD

VS. 10-YEAR AVERAGE

↓ 3.2% | ↑ 9.2% YTD

NEW LISTINGS

22

↓ 26.7% Y/Y | ↓ 10.4% YTD

VS. 10-YEAR AVERAGE

↓ 38.0% | ↓ 41.4% YTD

TOTAL RESIDENTIAL BENCHMARK PRICE

\$ 400,700 | **↑ 5.7%** Y/Y

Monthly trend*

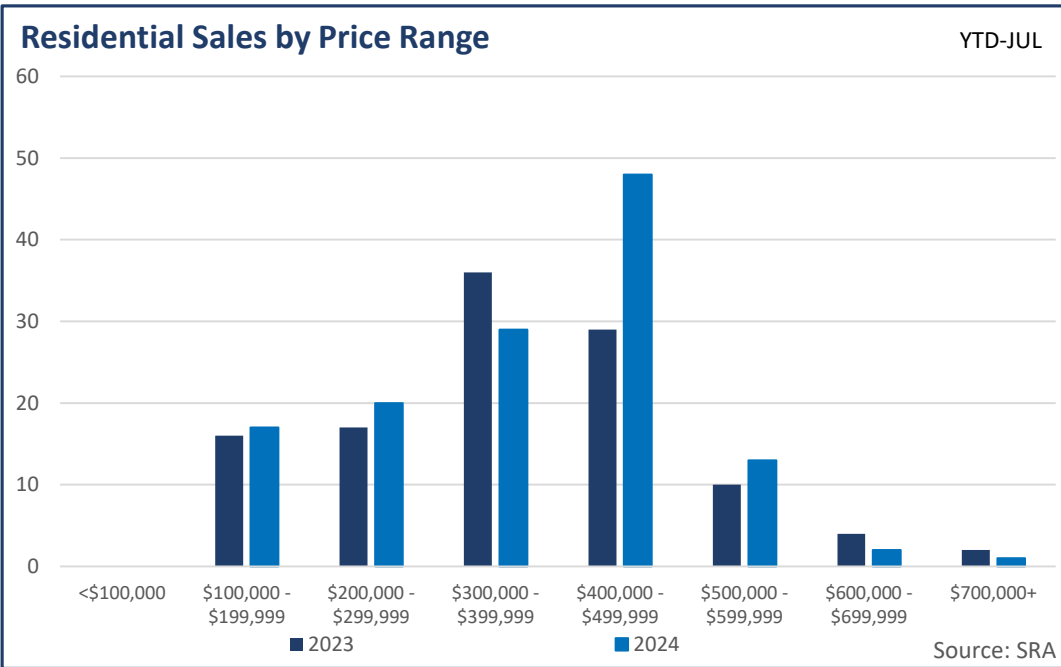
INVENTORY

23

↓ 50.0% Y/Y | Monthly trend*

VS. 10-YEAR AVERAGE

↓ 73.8% | ↓ 62.8% YTD



MONTHS OF SUPPLY

1.28

↓ 33.3% Y/Y | Monthly trend*

VS. 10-YEAR AVERAGE

↓ 76.2% | ↓ 68.5% YTD



MARTENSVILLE - JULY 2024

July 2024

| | Sales | | New Listings | | Inventory | | Months of Supply | | DOM | Benchmark | | Avg Price | |
|--------------------------|-----------|-------------|--------------|-------------|-----------|-------------|------------------|-------------|-----------|------------------|-----------|------------------|-----------|
| | Actual | Y/Y% | Actual | Y/Y% | Actual | Y/Y% | Actual | Y/Y% | Actual | Actual | Y/Y% | Actual | Y/Y% |
| Detached | 13 | -24% | 16 | -30% | 14 | -53% | 1.08 | -39% | 38 | \$474,700 | 10% | \$424,779 | 2% |
| Semi-Detached | 0 | -100% | 1 | 0% | 1 | 0% | - | - | - | - | - | - | - |
| Row/Townhouse | 5 | 25% | 5 | 0% | 6 | -45% | 1.20 | -56% | 99 | \$215,300 | 12% | \$333,180 | 51% |
| Apartment | 0 | - | 0 | -100% | 2 | -50% | - | - | - | \$221,700 | 11% | - | - |
| Acreage | 0 | - | 0 | - | 0 | - | - | - | - | - | - | - | - |
| Mobile | 0 | - | 0 | - | 0 | - | - | - | - | - | - | - | - |
| Muti-Family | 0 | - | 0 | - | 0 | - | - | - | - | - | - | - | - |
| Total Residential | 18 | -25% | 22 | -27% | 23 | -50% | 1.28 | -33% | 55 | \$400,700 | 6% | \$399,335 | 7% |

10-Year Averages

| | Sales | | New Listings | | Inventory | | Months of Supply | | DOM | Benchmark | | Avg Price | |
|-------------------|-------|-------|--------------|-------|-----------|-------|------------------|-------|-----|-----------|-------|-----------|-------|
| | Avg | %Diff | Avg | %Diff | Avg | %Diff | Avg | %Diff | Avg | Avg | %Diff | Avg | %Diff |
| Total Residential | 19 | -3% | 36 | -38% | 88 | -74% | 5.38 | -76% | 55 | \$340,220 | 18% | \$342,051 | 17% |

Year-to-Date

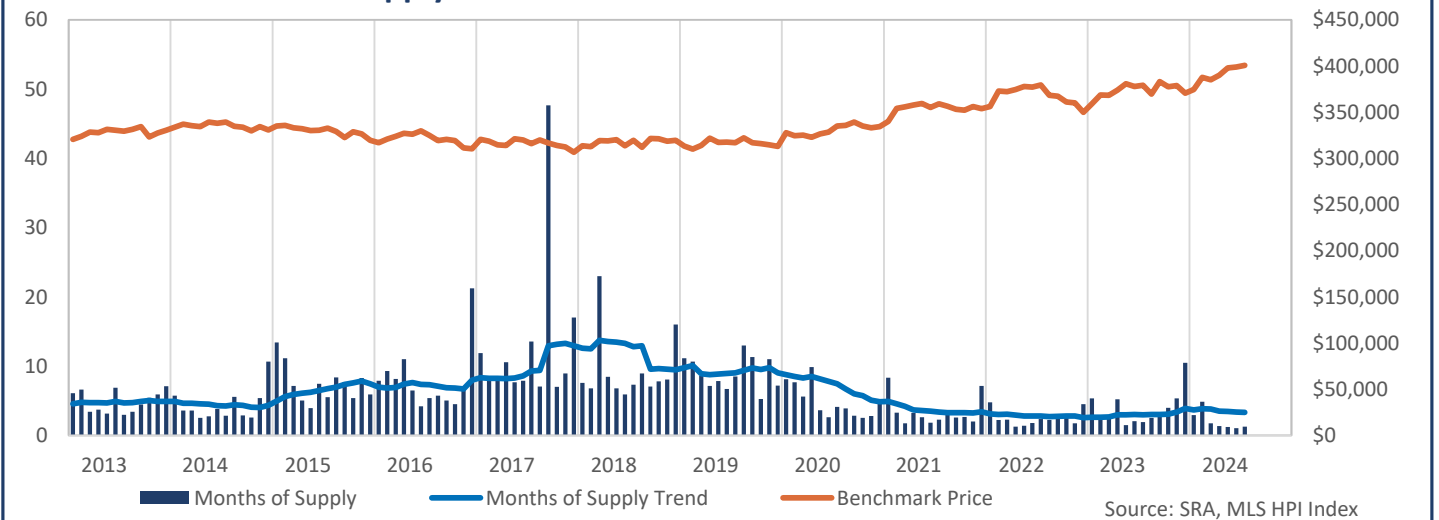
July 2024

| | Sales | | New Listings | | Inventory | | Months of Supply | | DOM | Benchmark | | Avg Price | |
|--------------------------|------------|------------|--------------|-------------|-----------|-------------|------------------|-------------|-----------|------------------|-----------|------------------|-----------|
| | Actual | Y/Y% | Actual | Y/Y% | Actual | Y/Y% | Actual | Y/Y% | Actual | Actual | Y/Y% | Actual | Y/Y% |
| Detached | 79 | 5% | 93 | -20% | 19 | -18% | 1.66 | -22% | 55 | \$458,000 | 8% | \$445,102 | 4% |
| Semi-Detached | 5 | -50% | 4 | -50% | 1 | -42% | 1.40 | 17% | 63 | - | - | \$385,300 | 8% |
| Row/Townhouse | 39 | 77% | 43 | 34% | 9 | 5% | 1.64 | -41% | 50 | \$207,500 | 11% | \$246,774 | 18% |
| Apartment | 7 | 40% | 5 | -17% | 2 | -50% | 2.43 | -64% | 70 | \$215,100 | 10% | \$303,271 | 37% |
| Acreage | 0 | -100% | 0 | - | 0 | -100% | - | - | - | - | - | - | - |
| Mobile | 0 | -100% | 1 | 0% | 0 | -80% | - | - | - | - | - | - | - |
| Muti-Family | 0 | - | 0 | - | 0 | - | - | - | - | - | - | - | - |
| Total Residential | 130 | 14% | 146 | -10% | 31 | -20% | 1.69 | -30% | 54 | \$390,686 | 5% | \$375,666 | 2% |

10-Year Averages

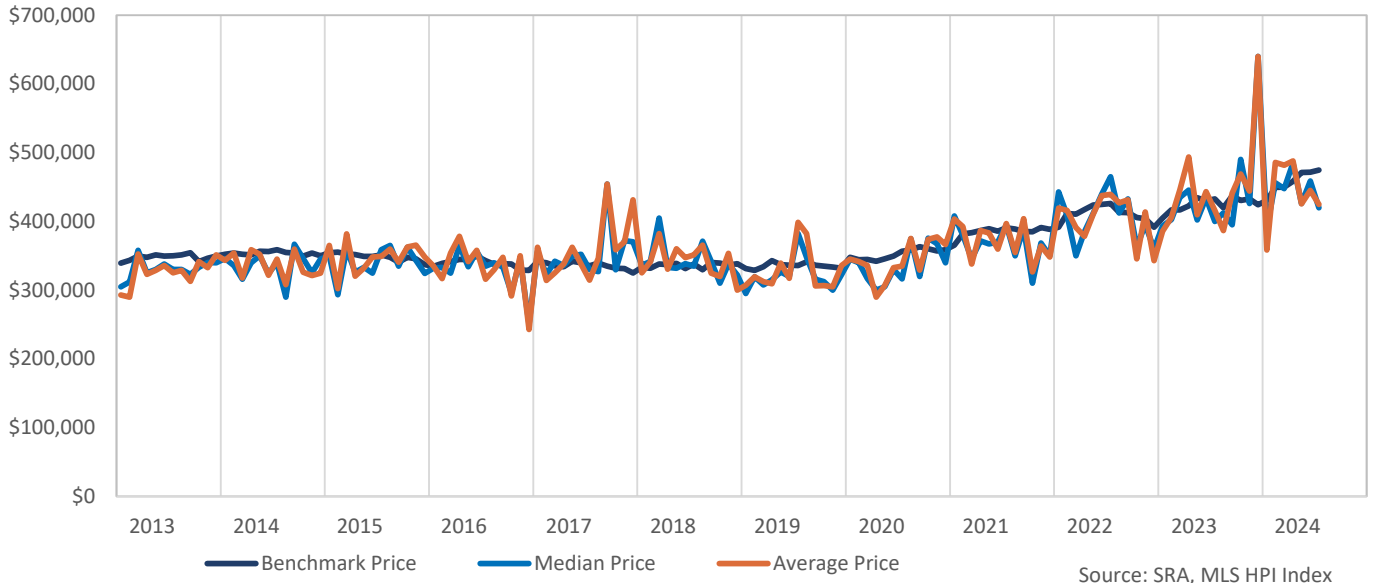
| | Sales | | New Listings | | Inventory | | Months of Supply | | DOM | Benchmark | | Avg Price | |
|-------------------|-------|-------|--------------|-------|-----------|-------|------------------|-------|-----|-----------|-------|-----------|-------|
| | Avg | %Diff | Avg | %Diff | Avg | %Diff | Avg | %Diff | Avg | Avg | %Diff | Avg | %Diff |
| Total Residential | 119 | 9% | 249 | -41% | 84 | -63% | 5.38 | -69% | 53 | \$337,127 | 16% | \$328,964 | 14% |

Residential Months of Supply and Price

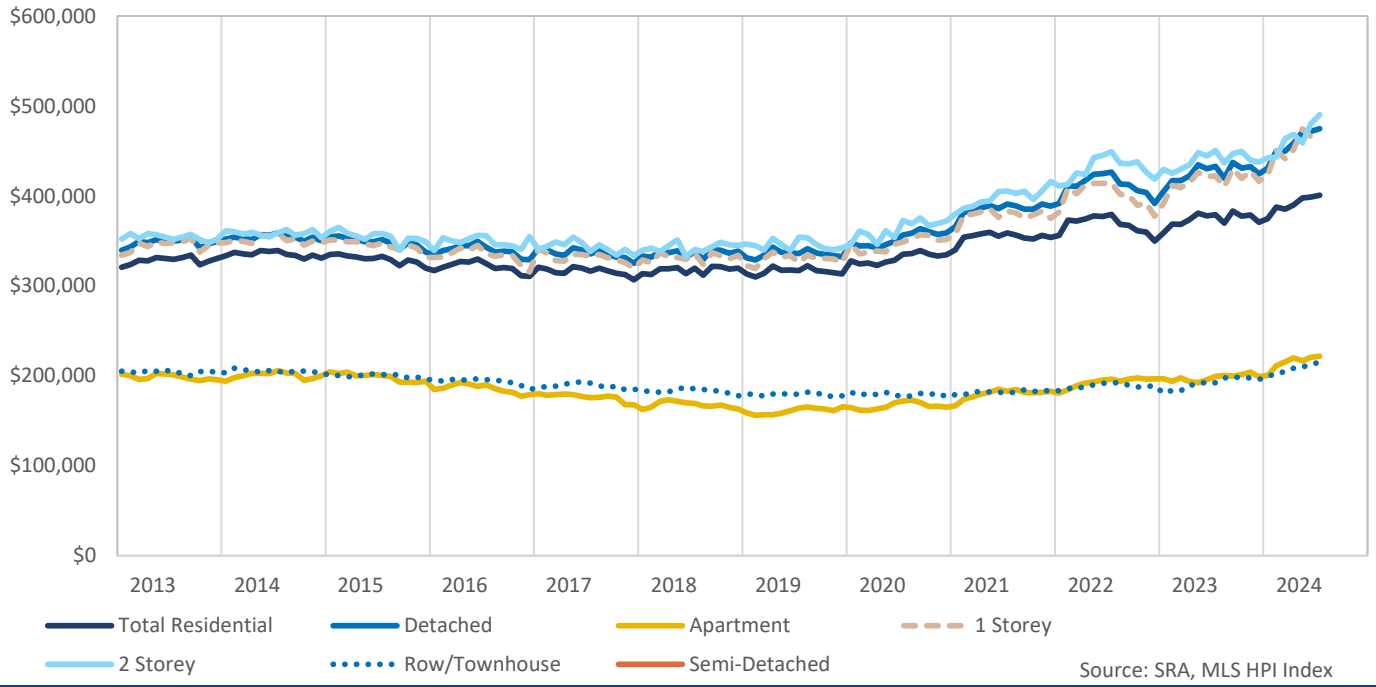




Detached Pricing



Benchmark Price





HPI Benchmark Attributes

| | Composite |
|--|------------------------|
| Bedrooms, Above Ground | 3 |
| Bathrooms, Full | 2 |
| Bathrooms, Half | 0 |
| Garage | Attached, Double width |
| Gross Living Area, Above Ground (Sq. Ft.) | 1158 |
| Lot Size | - |
| Fireplaces, Number of | 0 |
| Year Built | 2008 |
| July 2024 Benchmark Price | \$400,700 |
| Detached Share of Sales, Last 3 Years | 69% |
| Semi-Detached Share of Sales, Last 3 Years | 2% |
| Apartment Share of Sales, Last 3 Years | 4% |
| Townhouse Share of Sales, Last 3 Years | 24% |

| | Detached | 1 Storey | 2 Storey |
|---|------------------------|------------------------|------------------------|
| Bedrooms, Above Ground | 3 | 3 | 3 |
| Bathrooms, Full | 2 | 2 | 2 |
| Bathrooms, Half | 0 | 0 | 1 |
| Garage | Attached, Double width | Attached, Double width | Attached, Double width |
| Gross Living Area, Above Ground (Sq. Ft.) | 1216 | 1167 | 1370 |
| Lot Size | 6156 | 6257 | 5700 |
| Fireplaces, Number of | 0 | 0 | 0 |
| Year Built | 2008 | 2008 | 2010 |
| July 2024 Benchmark Price | \$474,700 | \$465,200 | \$490,400 |
| Share of Total Sales, Last 3 Years | 69% | 49% | 23% |

| | Semi-Detached | Row/Townhouse | Apartment |
|---|---------------|---------------|------------------------|
| Bedrooms, Above Ground | - | 2 | 2 |
| Bathrooms, Full | - | 1 | 1 |
| Bathrooms, Half | - | 0 | 0 |
| Garage | - | - | Attached, Single width |
| Gross Living Area, Above Ground (Sq. Ft.) | - | 949 | 1062 |
| Fireplaces, Number of | - | 0 | 0 |
| Year Built | - | 2009 | 1997 |
| July 2024 Benchmark Price | - | \$215,300 | \$221,700 |
| Share of Total Sales, Last 3 Years | 2% | 24% | 4% |

| MARTENSVILLE | | | | | | | | | | | | | | | | | |
|--------------|------------|-------------|--------------|------------|-------------|------------|-------------|------------------|-----------|--------------|-----------------|--------------|----------------|--------------|----------------|--------------|--------------|
| | Sales | Y/Y% | New Listings | Y/Y% | S/NL Ratio | Inventory | Y/Y% | Months of Supply | DOM | SP/LP | Benchmark Price | Y/Y% | Median Price | Y/Y% | Average Price | Y/Y% | Index |
| Jan-13 | 14 | 133% | 48 | 33% | 0.29 | 85 | 4% | 6.07 | 79 | 97.5% | 320,700 | 4.1% | 277,500 | -0.9% | 286,207 | 1.9% | 216.8 |
| Feb-13 | 15 | -29% | 39 | 39% | 0.38 | 99 | 29% | 6.60 | 39 | 98.8% | 323,700 | 3.4% | 306,900 | 1.5% | 276,147 | -9.0% | 218.9 |
| Mar-13 | 28 | 27% | 35 | -27% | 0.80 | 95 | 9% | 3.39 | 40 | 98.5% | 328,500 | 2.7% | 339,450 | 12.3% | 320,886 | -3.7% | 222.1 |
| Apr-13 | 27 | 13% | 50 | 16% | 0.54 | 100 | 10% | 3.70 | 55 | 98.6% | 327,800 | 2.0% | 307,000 | -5.2% | 298,293 | -4.4% | 221.6 |
| May-13 | 30 | 25% | 41 | 28% | 0.73 | 95 | 13% | 3.17 | 54 | 98.9% | 331,400 | 4.2% | 329,900 | 13.2% | 320,793 | 9.1% | 224.1 |
| Jun-13 | 15 | -21% | 49 | 75% | 0.31 | 103 | 24% | 6.87 | 42 | 98.7% | 330,400 | 2.5% | 338,000 | 1.7% | 331,627 | 0.9% | 223.4 |
| Jul-13 | 33 | 136% | 38 | 58% | 0.87 | 98 | 24% | 2.97 | 52 | 98.4% | 329,500 | 2.0% | 309,000 | -12.7% | 306,218 | -11.4% | 222.8 |
| Aug-13 | 26 | 24% | 42 | 62% | 0.62 | 89 | 35% | 3.42 | 55 | 98.3% | 331,400 | 2.0% | 327,200 | -6.2% | 325,037 | 0.7% | 224.1 |
| Sep-13 | 20 | -13% | 33 | 50% | 0.61 | 89 | 65% | 4.45 | 60 | 98.4% | 334,300 | 4.8% | 315,250 | 4.4% | 310,587 | 2.6% | 226.0 |
| Oct-13 | 17 | 0% | 43 | 23% | 0.40 | 92 | 44% | 5.41 | 263 | 97.9% | 323,300 | 0.0% | 329,900 | 8.2% | 307,894 | 1.7% | 218.6 |
| Nov-13 | 15 | 67% | 30 | 50% | 0.50 | 89 | 31% | 5.93 | 60 | 98.7% | 327,500 | 4.0% | 337,900 | 37.9% | 331,040 | 35.8% | 221.4 |
| Dec-13 | 10 | 11% | 24 | 71% | 0.42 | 71 | 18% | 7.10 | 37 | 98.2% | 330,300 | 2.0% | 335,000 | 30.1% | 336,860 | 15.5% | 223.3 |
| 2013 | 250 | 20% | 472 | 33% | 0.53 | 92 | 23% | 4.42 | 67 | 98.4% | 328,233 | 2.8% | 323,700 | 2.8% | 312,489 | 0.9% | 221.9 |
| Jan-14 | 12 | -14% | 42 | -13% | 0.29 | 69 | -19% | 5.75 | 52 | 99.5% | 333,600 | 4.0% | 345,500 | 24.5% | 332,083 | 16.0% | 225.6 |
| Feb-14 | 19 | 27% | 33 | -15% | 0.58 | 68 | -31% | 3.58 | 54 | 97.8% | 337,100 | 4.1% | 327,900 | 6.8% | 345,716 | 25.2% | 227.9 |
| Mar-14 | 19 | -32% | 38 | 9% | 0.50 | 68 | -28% | 3.58 | 27 | 98.2% | 335,500 | 2.1% | 285,000 | -16.0% | 299,947 | -6.5% | 226.8 |
| Apr-14 | 29 | 7% | 45 | -10% | 0.64 | 74 | -26% | 2.55 | 30 | 98.2% | 334,500 | 2.0% | 334,900 | 9.1% | 326,341 | 9.4% | 226.2 |
| May-14 | 26 | -13% | 41 | 0% | 0.63 | 72 | -24% | 2.77 | 40 | 98.3% | 339,200 | 2.4% | 342,000 | 3.7% | 339,042 | 5.7% | 229.3 |
| Jun-14 | 20 | 33% | 41 | -16% | 0.49 | 76 | -26% | 3.80 | 41 | 97.9% | 338,100 | 2.3% | 320,000 | -5.3% | 299,523 | -9.7% | 228.6 |
| Jul-14 | 24 | -27% | 39 | 3% | 0.62 | 68 | -31% | 2.83 | 45 | 98.5% | 339,300 | 3.0% | 312,450 | 1.1% | 310,704 | 1.5% | 229.4 |
| Aug-14 | 14 | -46% | 40 | -5% | 0.35 | 78 | -12% | 5.57 | 50 | 98.8% | 334,800 | 1.0% | 272,950 | -16.6% | 285,807 | -12.1% | 226.4 |
| Sep-14 | 22 | 10% | 33 | 0% | 0.67 | 64 | -28% | 2.91 | 50 | 97.8% | 333,800 | -0.1% | 332,500 | 5.5% | 330,050 | 6.3% | 225.7 |
| Oct-14 | 25 | 47% | 36 | -16% | 0.69 | 64 | -30% | 2.56 | 76 | 98.4% | 329,900 | 2.0% | 307,000 | -6.9% | 316,110 | 2.7% | 223.1 |
| Nov-14 | 13 | -13% | 30 | 0% | 0.43 | 70 | -21% | 5.38 | 39 | 97.6% | 334,300 | 2.1% | 325,000 | -3.8% | 313,338 | -5.3% | 226.0 |
| Dec-14 | 6 | -40% | 19 | -21% | 0.32 | 64 | -10% | 10.67 | 50 | 97.6% | 330,800 | 0.2% | 316,000 | -5.7% | 310,192 | -7.9% | 223.7 |
| 2014 | 229 | -8% | 437 | -7% | 0.52 | 70 | -24% | 3.65 | 46 | 98.2% | 335,075 | 2.1% | 325,000 | 0.4% | 319,121 | 2.1% | 226.6 |
| Jan-15 | 5 | -58% | 19 | -55% | 0.26 | 67 | -3% | 13.40 | 71 | 97.3% | 334,900 | 0.4% | 350,000 | 1.3% | 365,200 | 10.0% | 226.4 |
| Feb-15 | 7 | -63% | 39 | 18% | 0.18 | 78 | 15% | 11.14 | 58 | 97.8% | 335,600 | -0.4% | 277,000 | -15.5% | 289,729 | -16.2% | 226.9 |
| Mar-15 | 13 | -32% | 41 | 8% | 0.32 | 93 | 37% | 7.15 | 43 | 98.0% | 333,200 | -0.7% | 338,000 | 18.6% | 344,246 | 14.8% | 225.3 |
| Apr-15 | 20 | -31% | 57 | 27% | 0.35 | 101 | 36% | 5.05 | 39 | 97.7% | 332,200 | -0.7% | 315,000 | -5.9% | 298,560 | -8.5% | 224.6 |
| May-15 | 27 | 4% | 61 | 49% | 0.44 | 107 | 49% | 3.96 | 50 | 98.3% | 330,100 | -2.7% | 330,000 | -3.5% | 322,259 | -5.0% | 223.2 |
| Jun-15 | 16 | -20% | 51 | 24% | 0.31 | 119 | 57% | 7.44 | 54 | 98.0% | 330,400 | -2.3% | 317,500 | -0.8% | 335,844 | 12.1% | 223.4 |
| Jul-15 | 21 | -13% | 50 | 28% | 0.42 | 116 | 71% | 5.52 | 34 | 97.9% | 332,700 | -1.9% | 333,000 | 6.6% | 335,519 | 8.0% | 224.9 |
| Aug-15 | 14 | 0% | 47 | 18% | 0.30 | 117 | 50% | 8.36 | 53 | 98.3% | 329,000 | -1.7% | 357,500 | 31.0% | 349,789 | 22.4% | 222.4 |
| Sep-15 | 14 | -36% | 39 | 18% | 0.36 | 108 | 69% | 7.71 | 54 | 97.2% | 322,400 | -3.4% | 332,500 | 0.0% | 332,636 | 0.8% | 218.0 |
| Oct-15 | 18 | -28% | 32 | -11% | 0.56 | 97 | 52% | 5.39 | 54 | 98.1% | 328,800 | -0.3% | 333,750 | 8.7% | 320,572 | 1.4% | 222.3 |
| Nov-15 | 10 | -23% | 25 | -17% | 0.40 | 83 | 19% | 8.30 | 60 | 97.7% | 326,500 | -2.3% | 322,500 | -0.8% | 336,260 | 7.3% | 220.8 |
| Dec-15 | 12 | 100% | 29 | 53% | 0.41 | 71 | 11% | 5.92 | 76 | 97.3% | 319,600 | -3.4% | 324,250 | 2.6% | 348,258 | 12.3% | 216.1 |
| 2015 | 177 | -23% | 490 | 12% | 0.36 | 96 | 39% | 6.54 | 51 | 97.9% | 329,617 | -1.6% | 330,000 | 1.5% | 329,304 | 3.2% | 222.9 |
| Jan-16 | 10 | 100% | 32 | 68% | 0.31 | 79 | 18% | 7.90 | 43 | 98.2% | 316,900 | -5.4% | 322,250 | -7.9% | 320,430 | -12.3% | 214.3 |
| Feb-16 | 10 | 43% | 48 | 23% | 0.21 | 93 | 19% | 9.30 | 64 | 97.5% | 320,800 | -4.4% | 316,500 | 14.3% | 304,750 | 5.2% | 216.9 |
| Mar-16 | 14 | 8% | 46 | 12% | 0.30 | 114 | 23% | 8.14 | 59 | 97.0% | 323,800 | -2.8% | 317,500 | -6.1% | 347,807 | 1.0% | 218.9 |
| Apr-16 | 11 | -45% | 48 | -16% | 0.23 | 121 | 20% | 11.00 | 40 | 97.4% | 327,000 | -1.6% | 364,500 | 15.7% | 378,382 | 26.7% | 221.1 |
| May-16 | 19 | -30% | 58 | -5% | 0.33 | 123 | 15% | 6.47 | 38 | 97.2% | 326,300 | -1.2% | 305,900 | -7.3% | 325,181 | 0.9% | 220.6 |
| Jun-16 | 26 | 63% | 38 | -25% | 0.68 | 109 | -8% | 4.19 | 45 | 98.2% | 329,800 | -0.2% | 343,900 | 8.3% | 324,589 | -3.4% | 223.0 |
| Jul-16 | 19 | -10% | 49 | -2% | 0.39 | 102 | -12% | 5.37 | 43 | 97.9% | 324,700 | -2.4% | 300,000 | -9.9% | 301,286 | -10.2% | 219.5 |
| Aug-16 | 19 | 36% | 49 | 4% | 0.39 | 109 | -7% | 5.74 | 43 | 97.8% | 319,400 | -2.9% | 320,000 | -10.5% | 323,426 | -7.5% | 216.0 |
| Sep-16 | 21 | 50% | 43 | 10% | 0.49 | 106 | -2% | 5.05 | 52 | 98.2% | 320,400 | -0.6% | 325,000 | -2.3% | 327,710 | -1.5% | 216.6 |
| Oct-16 | 20 | 11% | 27 | -16% | 0.74 | 90 | -7% | 4.50 | 73 | 98.0% | 319,400 | -2.9% | 296,000 | -11.3% | 289,053 | -9.8% | 216.0 |
| Nov-16 | 13 | 30% | 35 | 40% | 0.37 | 91 | 10% | 7.00 | 50 | 96.9% | 311,200 | -4.7% | 329,900 | 2.3% | 328,054 | -2.4% | 210.4 |
| Dec-16 | 4 | -67% | 18 | -38% | 0.22 | 85 | 20% | 21.25 | 54 | 96.2% | 310,500 | -2.8% | 250,750 | -22.7% | 242,875 | -30.3% | 209.9 |
| 2016 | 186 | 5% | 491 | 0% | 0.38 | 102 | 6% | 6.57 | 50 | 97.7% | 320,850 | -2.7% | 324,874 | -1.6% | 320,805 | -2.6% | 219.9 |
| Jan-17 | 8 | -20% | 47 | 47% | 0.17 | 95 | 20% | 11.88 | 42 | 96.5% | 320,700 | 1.2% | 347,000 | 7.7% | 317,925 | -0.8% | 216.8 |
| Feb-17 | 14 | 40% | 51 | 6% | 0.27 | 113 | 22% | 8.07 | 48 | 97.2% | 318,600 | -0.7% | 316,500 | 0.0% | 287,232 | -5.7% | 215.4 |
| Mar-17 | 15 | 7% | 46 | 0% | 0.33 | 122 | 7% | 8.13 | 63 | 97.5% | 314,600 | -2.8% | 315,000 | -0.8% | 307,292 | -11.6% | 212.7 |
| Apr-17 | 12 | 9% | 39 | -19% | 0.31 | 127 | 5% | 10.58 | 49 | 100.4% | 314,000 | -4.0% | 332,900 | -8.7% | 317,291 | -16.1% | 212.3 |
| May-17 | 19 | 0% | 65 | 12% | 0.29 | 146 | 19% | 7.68 | 46 | 97.8% | 321,200 | -1.6% | 345,000 | 12.8% | 357,921 | 10.1% | 217.2 |
| Jun-17 | 18 | -31% | 43 | 13% | 0.42 | 142 | 30% | 7.89 | 72 | 98.1% | 319,800 | -3.0% | 327,500 | -4.8% | 325,850 | 0.4% | 216.2 |
| Jul-17 | 11 | -42% | 49 | 0% | 0.22 | 149 | 46% | 13.55 | 86 | 96.6% | 316,100 | -2.6% | 274,000 | -8.7% | 296,136 | -1.7% | 213.7 |
| Aug-17 | 20 | 5% | 43 | -12% | 0.47 | 141 | 29% | 7.05 | 62 | 97.6% | 319,800 | 0.1% | 317,500 | -0.8% | 327,245 | 1.2% | 216.2 |
| Sep-17 | 3 | -86% | 44 | 2% | 0.07 | 143 | 35% | 47.67 | 58 | 99.2% | 316,500 | -1.2% | 379,000 | 16.6% | 385,883 | 17.8% | 214.0 |
| Oct-17 | 19 | -5% | 45 | 67% | 0.42 | 133 | 48% | 7.00 | 62 | 97.0% | 313,900 | -1.7% | 325,000 | 9.8% | 354,121 | 22.5% | 212.2 |
| Nov-17 | 14 | 8% | 31 | -11% | 0.45 | 125 | 37% | 8.93 | 46 | 97.0% | 312,400 | 0.4% | 355,000 | 7.6% | 348,404 | 6.2% | 211.2 |
| Dec-17 | 7 | 75% | 25 | 39% | 0.28 | 119 | 40% | 17.00 | 72 | 100.4% | 306,600 | -1.3% | 345,000 | 37.6% | 335,388 | 38.1% | 207.3 |
| 2017 | 160 | -14% | 528 | 8% | 0.30 | 130 | 27% | 9.72 | 59 | 97.8% | 316,183 | -1.5% | 328,900 | 1.2% | 328,507 | 2.4% | 213.8 |
| Jan-18 | 14 | 75% | 29 | -38% | 0.48 | 106 | 12% | 7.57 | 94 | 98.3% | 313,600 | -2.2% | 336,500 | -3.0% | 325,100 | 2.3% | 212.0 |
| Feb-18 | 15 | 7% | 21 | -59% | 0.71 | 102 | -10% | 6.80 | 81 | 98.6% | 312,700 | -1.9% | 329,900 | 4.2% | 311,740 | 8.5% | 211.4 |
| Mar-18 | 5 | -67% | 39 | -15% | 0.13 | 115 | -6% | 23.00 | 20 | 96.9% | 319,100 | 1.4% | 405,000 | 28.6% | 382,500 | 24.5% | 215.8 |
| Apr-18 | 13 | 8% | 34 | -13% | 0.38 | 110 | -13% | 8.46 | 79 | 98.2% | 318,800 | 1.5% | 329,900 | -0.9% | 327,154 | 3.1% | 215.6 |
| May-18 | 19 | 0% | 51 | -22% | 0.37 | 129 | -12% | 6.79 | 79 | 96.3% | 320,300 | -0.3% | 325,000 | -5.8% | 335,679 | -6.2% | 216.6 |
| Jun-18 | 20 | 11% | 34 | -21% | 0.59 | 118 | -17% | 5.90 | 69 | 98.2% | 313,600 | -1.9% | 327,500 | 0.0% | 327,215 | 0.4% | 212.0 |
| Jul-18 | 16 | 45% | 31 | -37% | 0.52 | 117 | -21% | 7.31 | 61 | 97.4% | 319,700 | 1.1% | 313,500 | 14.4% | 337,216 | 13.9% | 216.2 |
| Aug-18 | 14 | -30% | 42 | -2% | 0.33 | 125 | -11% | 8.93 | 77 | 98.8% | 311,900 | -2.5% | 371,250 | 16.9% | 365,493 | 11.7% | 210.9 |

| MARTENSVILLE | | | | | | | | | | | | | | | | | |
|--------------|-------|------|--------------|------|------------|-----------|------|------------------|-----|--------|-----------------|-------|--------------|--------|---------------|--------|-------|
| | Sales | Y/Y% | New Listings | Y/Y% | S/NL Ratio | Inventory | Y/Y% | Months of Supply | DOM | SP/LP | Benchmark Price | Y/Y% | Median Price | Y/Y% | Average Price | Y/Y% | Index |
| Jan-19 | 8 | -43% | 17 | -41% | 0.47 | 89 | -16% | 11.13 | 113 | 96.3% | 313,200 | -0.1% | 292,450 | -13.1% | 304,925 | -6.2% | 211.8 |
| Feb-19 | 9 | -40% | 26 | 24% | 0.35 | 96 | -6% | 10.67 | 115 | 96.6% | 310,000 | -0.9% | 260,000 | -21.2% | 250,011 | -19.8% | 209.6 |
| Mar-19 | 12 | 140% | 33 | -15% | 0.36 | 103 | -10% | 8.58 | 95 | 97.4% | 314,000 | -1.6% | 300,000 | -25.9% | 289,158 | -24.4% | 212.3 |
| Apr-19 | 16 | 23% | 52 | 53% | 0.31 | 114 | 4% | 7.13 | 68 | 97.0% | 322,000 | 1.0% | 312,450 | -5.3% | 298,525 | -8.8% | 217.7 |
| May-19 | 15 | -21% | 36 | -29% | 0.42 | 118 | -9% | 7.87 | 51 | 97.4% | 317,300 | -0.9% | 326,000 | 0.3% | 325,493 | -3.0% | 214.5 |
| Jun-19 | 18 | -10% | 42 | 24% | 0.43 | 121 | 3% | 6.72 | 43 | 97.8% | 317,500 | 1.2% | 319,250 | -2.5% | 310,128 | -5.2% | 214.7 |
| Jul-19 | 14 | -13% | 32 | 3% | 0.44 | 119 | 2% | 8.50 | 84 | 97.1% | 316,900 | -0.9% | 367,750 | 17.3% | 370,582 | 9.9% | 214.3 |
| Aug-19 | 9 | -36% | 27 | -36% | 0.33 | 117 | -6% | 13.00 | 70 | 99.9% | 322,200 | 3.3% | 347,800 | -6.3% | 382,374 | 4.6% | 217.8 |
| Sep-19 | 10 | -38% | 22 | -8% | 0.45 | 113 | 0% | 11.30 | 81 | 97.2% | 317,000 | -1.4% | 309,000 | 1.0% | 276,630 | -8.3% | 214.3 |
| Oct-19 | 19 | 27% | 39 | -3% | 0.49 | 100 | -15% | 5.26 | 65 | 96.6% | 316,000 | -1.6% | 267,000 | -13.9% | 276,647 | -13.5% | 213.7 |
| Nov-19 | 8 | -38% | 13 | -46% | 0.62 | 88 | -16% | 11.00 | 35 | 95.8% | 314,600 | -1.3% | 297,450 | -12.0% | 287,550 | -18.7% | 212.7 |
| Dec-19 | 10 | 67% | 14 | 0% | 0.71 | 72 | -25% | 7.20 | 58 | 96.6% | 313,100 | -2.1% | 315,750 | 22.6% | 322,350 | 25.4% | 211.7 |
| 2019 | 148 | -11% | 353 | -8% | 0.42 | 104 | -8% | 8.45 | 70 | 97.2% | 316,150 | -0.4% | 313,750 | -5.1% | 307,949 | -6.4% | 213.8 |
| Jan-20 | 11 | 38% | 38 | 124% | 0.29 | 89 | 0% | 8.09 | 58 | 97.6% | 327,800 | 4.7% | 340,000 | 16.3% | 326,182 | 7.0% | 221.6 |
| Feb-20 | 12 | 33% | 24 | -8% | 0.50 | 92 | -4% | 7.67 | 88 | 97.2% | 324,500 | 4.7% | 304,750 | 17.2% | 300,417 | 20.2% | 219.4 |
| Mar-20 | 15 | 25% | 17 | -48% | 0.88 | 84 | -18% | 5.60 | 66 | 96.2% | 325,300 | 3.6% | 300,000 | 0.0% | 318,043 | 10.0% | 219.9 |
| Apr-20 | 8 | -50% | 19 | -63% | 0.42 | 79 | -31% | 9.88 | 91 | 95.0% | 322,700 | 0.2% | 270,000 | -13.6% | 254,375 | -14.8% | 218.2 |
| May-20 | 21 | 40% | 29 | -19% | 0.72 | 76 | -36% | 3.62 | 67 | 98.9% | 326,500 | 2.9% | 290,000 | -11.0% | 291,012 | -10.6% | 220.8 |
| Jun-20 | 25 | 39% | 23 | -45% | 1.09 | 66 | -45% | 2.64 | 59 | 98.4% | 328,500 | 3.5% | 322,000 | 0.9% | 293,428 | -5.4% | 222.1 |
| Jul-20 | 16 | 14% | 29 | -9% | 0.55 | 66 | -45% | 4.13 | 93 | 99.5% | 335,200 | 5.8% | 305,650 | -16.9% | 319,888 | -13.7% | 226.6 |
| Aug-20 | 18 | 100% | 30 | 11% | 0.60 | 70 | -40% | 3.89 | 42 | 97.5% | 335,700 | 4.2% | 369,000 | 6.1% | 339,336 | -11.3% | 227.0 |
| Sep-20 | 23 | 130% | 29 | 32% | 0.79 | 65 | -42% | 2.83 | 39 | 97.3% | 339,200 | 7.0% | 278,000 | -10.0% | 283,765 | 2.6% | 229.3 |
| Oct-20 | 22 | 16% | 27 | -31% | 0.81 | 56 | -44% | 2.55 | 54 | 97.5% | 335,100 | 6.0% | 347,750 | 30.2% | 328,573 | 18.8% | 226.6 |
| Nov-20 | 16 | 100% | 15 | 15% | 1.07 | 45 | -49% | 2.81 | 39 | 97.5% | 333,200 | 5.9% | 357,500 | 20.2% | 358,544 | 24.7% | 225.3 |
| Dec-20 | 8 | -20% | 9 | -36% | 0.89 | 39 | -46% | 4.88 | 53 | 96.8% | 334,500 | 6.8% | 335,000 | 6.1% | 339,306 | 5.3% | 226.2 |
| 2020 | 195 | 32% | 289 | -18% | 0.67 | 69 | -34% | 4.24 | 60 | 97.7% | 330,683 | 4.6% | 311,000 | -0.9% | 312,196 | 1.4% | 223.6 |
| Jan-21 | 6 | -45% | 22 | -42% | 0.27 | 50 | -44% | 8.33 | 77 | 98.1% | 340,000 | 3.7% | 302,750 | -11.0% | 299,167 | -8.3% | 229.9 |
| Feb-21 | 18 | 50% | 29 | 21% | 0.62 | 59 | -36% | 3.28 | 33 | 98.4% | 354,000 | 9.1% | 373,500 | 22.6% | 361,256 | 20.3% | 239.4 |
| Mar-21 | 32 | 113% | 33 | 94% | 0.97 | 56 | -33% | 1.75 | 40 | 98.7% | 355,800 | 9.4% | 329,000 | 9.7% | 317,622 | -0.1% | 240.6 |
| Apr-21 | 22 | 175% | 45 | 137% | 0.49 | 71 | -10% | 3.23 | 47 | 98.9% | 357,700 | 10.8% | 369,900 | 37.0% | 360,646 | 41.8% | 241.9 |
| May-21 | 27 | 29% | 42 | 45% | 0.64 | 71 | -7% | 2.63 | 26 | 99.1% | 359,500 | 10.1% | 365,000 | 25.9% | 354,022 | 21.7% | 243.1 |
| Jun-21 | 34 | 36% | 37 | 61% | 0.92 | 63 | -5% | 1.85 | 51 | 97.1% | 355,200 | 8.1% | 306,750 | -4.7% | 320,594 | 9.3% | 240.2 |
| Jul-21 | 24 | 50% | 23 | -21% | 1.04 | 55 | -17% | 2.29 | 48 | 98.6% | 359,000 | 7.1% | 372,700 | 21.9% | 372,945 | 16.6% | 242.7 |
| Aug-21 | 18 | 0% | 31 | 3% | 0.58 | 58 | -17% | 3.22 | 39 | 96.9% | 356,400 | 6.2% | 289,500 | -21.5% | 304,156 | -10.4% | 241.0 |
| Sep-21 | 22 | -4% | 27 | -7% | 0.81 | 57 | -12% | 2.59 | 62 | 98.1% | 353,200 | 4.1% | 358,500 | 29.0% | 358,252 | 26.2% | 238.8 |
| Oct-21 | 19 | -14% | 21 | -22% | 0.90 | 51 | -9% | 2.68 | 56 | 97.7% | 352,200 | 5.1% | 289,900 | -16.6% | 292,289 | -11.0% | 238.1 |
| Nov-21 | 23 | 44% | 25 | 67% | 0.92 | 46 | 2% | 2.00 | 51 | 98.0% | 356,200 | 6.9% | 349,300 | -2.3% | 344,213 | -4.0% | 240.8 |
| Dec-21 | 7 | -13% | 14 | 56% | 0.50 | 50 | 28% | 7.14 | 34 | 98.9% | 353,700 | 5.7% | 345,000 | 3.0% | 322,143 | -5.1% | 239.1 |
| 2021 | 252 | 29% | 349 | 21% | 0.72 | 57 | -17% | 2.73 | 46 | 98.2% | 354,408 | 7.2% | 347,250 | 11.7% | 336,853 | 7.9% | 239.6 |
| Jan-22 | 9 | 50% | 13 | -41% | 0.69 | 43 | -14% | 4.78 | 67 | 98.3% | 356,100 | 4.7% | 236,000 | -22.0% | 296,760 | -0.8% | 240.8 |
| Feb-22 | 17 | -6% | 14 | -52% | 1.21 | 38 | -36% | 2.24 | 28 | 99.5% | 373,000 | 5.4% | 368,000 | -1.5% | 354,959 | -1.7% | 252.2 |
| Mar-22 | 21 | -34% | 39 | 18% | 0.54 | 48 | -14% | 2.29 | 46 | 100.3% | 372,100 | 4.6% | 349,900 | 6.4% | 343,362 | 8.1% | 251.6 |
| Apr-22 | 32 | 45% | 31 | -31% | 1.03 | 41 | -42% | 1.28 | 51 | 99.5% | 374,400 | 4.7% | 305,000 | -17.5% | 304,706 | -15.5% | 253.1 |
| May-22 | 29 | 7% | 35 | -17% | 0.83 | 40 | -44% | 1.38 | 37 | 99.4% | 377,900 | 5.1% | 329,000 | -9.9% | 335,176 | -5.3% | 255.5 |
| Jun-22 | 23 | -32% | 29 | -22% | 0.79 | 41 | -35% | 1.78 | 29 | 98.8% | 377,200 | 6.2% | 391,900 | 27.8% | 365,643 | 14.1% | 255.0 |
| Jul-22 | 17 | -29% | 23 | 0% | 0.74 | 40 | -27% | 2.35 | 25 | 100.0% | 379,500 | 5.7% | 400,000 | 7.3% | 401,776 | 7.7% | 256.6 |
| Aug-22 | 16 | -11% | 21 | -32% | 0.76 | 36 | -38% | 2.25 | 27 | 99.2% | 368,300 | 3.3% | 386,500 | 33.5% | 378,419 | 24.4% | 249.0 |
| Sep-22 | 12 | -45% | 23 | -15% | 0.52 | 37 | -35% | 3.08 | 30 | 99.3% | 367,400 | 4.0% | 392,250 | 9.4% | 402,629 | 12.4% | 248.4 |
| Oct-22 | 12 | -37% | 25 | 19% | 0.48 | 37 | -27% | 3.08 | 29 | 96.8% | 361,200 | 2.6% | 357,450 | 23.3% | 382,838 | 31.0% | 244.2 |
| Nov-22 | 16 | -30% | 13 | -48% | 1.23 | 28 | -39% | 1.75 | 30 | 97.8% | 359,900 | 1.0% | 356,200 | 2.0% | 359,756 | 4.5% | 243.3 |
| Dec-22 | 6 | -14% | 10 | -29% | 0.60 | 27 | -46% | 4.50 | 42 | 97.9% | 349,700 | -1.1% | 295,000 | -14.5% | 312,650 | -2.9% | 236.4 |
| 2022 | 210 | -17% | 276 | -21% | 0.76 | 38 | -34% | 2.17 | 37 | 99.1% | 368,058 | 3.9% | 363,700 | 4.7% | 351,137 | 4.2% | 248.8 |
| Jan-23 | 6 | -33% | 12 | -8% | 0.50 | 32 | -26% | 5.33 | 56 | 97.6% | 359,000 | 0.8% | 378,000 | 60.2% | 341,833 | 15.2% | 242.7 |
| Feb-23 | 13 | -24% | 15 | 7% | 0.87 | 33 | -13% | 2.54 | 35 | 97.9% | 368,600 | -1.2% | 323,000 | -12.2% | 339,896 | -4.2% | 249.2 |
| Mar-23 | 12 | -43% | 14 | -64% | 0.86 | 30 | -38% | 2.50 | 54 | 99.0% | 368,300 | -1.0% | 394,750 | 12.8% | 378,508 | 10.2% | 249.0 |
| Apr-23 | 9 | -72% | 33 | 6% | 0.27 | 47 | 15% | 5.22 | 53 | 97.4% | 373,800 | -0.2% | 439,900 | 44.2% | 453,911 | 49.0% | 252.7 |
| May-23 | 28 | -3% | 31 | -11% | 0.90 | 42 | 5% | 1.50 | 33 | 98.4% | 380,900 | 0.8% | 359,950 | 9.4% | 339,139 | 1.2% | 257.5 |
| Jun-23 | 22 | -4% | 28 | -3% | 0.79 | 45 | 10% | 2.05 | 32 | 100.2% | 377,900 | 0.2% | 377,500 | -3.7% | 391,064 | 7.0% | 255.5 |
| Jul-23 | 24 | 41% | 30 | 30% | 0.80 | 46 | 15% | 1.92 | 32 | 98.1% | 379,100 | -0.1% | 369,450 | -7.6% | 374,458 | -6.8% | 256.3 |
| Aug-23 | 18 | 13% | 26 | 24% | 0.69 | 46 | 28% | 2.56 | 27 | 98.7% | 369,700 | 0.4% | 389,900 | 0.9% | 349,144 | -7.7% | 250.0 |
| Sep-23 | 15 | 25% | 28 | 22% | 0.54 | 47 | 27% | 3.13 | 25 | 98.5% | 383,200 | 4.3% | 359,900 | -8.2% | 378,867 | -5.9% | 259.1 |
| Oct-23 | 13 | 8% | 23 | -8% | 0.57 | 52 | 41% | 4.00 | 43 | 99.0% | 377,400 | 4.5% | 265,000 | -25.9% | 367,135 | -4.1% | 255.2 |
| Nov-23 | 9 | -44% | 16 | 23% | 0.56 | 48 | 71% | 5.33 | 30 | 97.4% | 378,800 | 5.3% | 422,500 | 18.6% | 436,978 | 21.5% | 256.1 |
| Dec-23 | 4 | -33% | 8 | -20% | 0.50 | 42 | 56% | 10.50 | 40 | 98.7% | 370,600 | 6.0% | 311,450 | 5.6% | 364,450 | 16.6% | 250.6 |
| 2023 | 173 | -18% | 264 | -4% | 0.66 | 43 | 12% | 2.95 | 36 | 98.5% | 373,942 | 1.6% | 384,100 | 5.6% | 371,758 | 5.9% | 252.8 |
| Jan-24 | 12 | 100% | 13 | 8% | 0.92 | 35 | 9% | 2.92 | 52 | 96.9% | 374,600 | 4.3% | 238,750 | -36.8% | 273,075 | -20.1% | 253.3 |
| Feb-24 | 8 | -38% | 17 | 13% | 0.47 | 39 | 18% | 4.88 | 92 | 99.4% | 387,700 | 5.2% | 418,500 | 29.6% | 401,763 | 18.2% | 262.1 |
| Mar-24 | 21 | 75% | 21 | 50% | 1.00 | 37 | 23% | 1.76 | 73 | 98.5% | 385,100 | 4.6% | 379,900 | -3.8% | 353,267 | -6.7% | 260.4 |
| Apr-24 | 22 | 144% | 24 | -27% | 0.92 | 30 | -36% | 1.36 | 63 | 100.9% | 390,100 | 4.4% | 430,900 | -2.0% | 380,514 | -16.2% | 263.8 |
| May-24 | 27 | -4% | 35 | 13% | 0.77 | 33 | -21% | 1.22 | 42 | 99.4% | 397,800 | 4.4% | 385,000 | 7.0% | 386,652 | 14.0% | 269.0 |
| Jun-24 | 22 | 0% | 14 | -50% | 1.57 | 23 | -49% | 1.05 | 30 | 99.8% | 398,800 | 5.5% | 443,200 | 17.4% | 405,823 | 3.8% | 269.6 |
| Jul-24 | 18 | -25% | 22 | -27% | 0.82 | 23 | -50% | 1.28 | 55 | 99.9% | 400,700 | 5.7% | 418,450 | 13.3% | 399,335 | 6.6% | 270.9 |
| Aug-24 | | | | | | | | | | | | | | | | | |
| Sep-24 | | | | | | | | | | | | | | | | | |
| Oct-24 | | | | | | | | | | | | | | | | | |
| Nov-24 | | | | | | | | | | | | | | | | | |
| Dec-24 | | | | | | | | | | | | | | | | | |
| 2024 | 130 | 14% | 146 | -10% | 0.89 | 31 | -20% | 1.69 | 54 | 99.5% | 390,686 | 4 | | | | | |

MARTENVILLE

| | Sales | Y/Y% | New Listings | Y/Y% | S/NL Ratio | Inventory | Y/Y% | Months of Supply | DOM | SP/LP | Benchmark Price | Y/Y% | Median Price | Y/Y% | Average Price | Y/Y% | Index |
|-------------|------------|-------------|--------------|-------------|-------------|-----------|-------------|------------------|-----------|--------------|-----------------|--------------|----------------|--------------|----------------|--------------|--------------|
| Jan-13 | 13 | 160% | 43 | 48% | 0.30 | 73 | 14% | 5.62 | 83 | 97.5% | 339,500 | 3.7% | 305,000 | 8.9% | 292,800 | -1.5% | 227.2 |
| Feb-13 | 13 | -24% | 33 | 50% | 0.39 | 84 | 42% | 6.46 | 38 | 98.8% | 343,200 | 3.2% | 311,900 | 1.4% | 290,038 | -10.5% | 229.7 |
| Mar-13 | 23 | 21% | 28 | -36% | 0.82 | 79 | 13% | 3.43 | 38 | 98.7% | 349,500 | 2.6% | 357,900 | 4.6% | 352,626 | 1.5% | 233.9 |
| Apr-13 | 22 | 0% | 46 | 15% | 0.48 | 88 | 21% | 4.00 | 49 | 98.6% | 348,000 | 1.7% | 325,250 | -1.7% | 322,868 | 0.0% | 232.9 |
| May-13 | 28 | 56% | 37 | 32% | 0.76 | 83 | 17% | 2.96 | 54 | 99.0% | 351,400 | 3.9% | 329,900 | 7.8% | 328,814 | 2.6% | 235.2 |
| Jun-13 | 13 | -19% | 34 | 48% | 0.38 | 84 | 20% | 6.46 | 43 | 98.7% | 349,400 | 2.0% | 338,000 | 0.0% | 335,800 | -0.6% | 233.9 |
| Jul-13 | 27 | 93% | 35 | 84% | 0.77 | 84 | 31% | 3.11 | 54 | 98.5% | 349,800 | 1.7% | 329,900 | -6.8% | 325,203 | -5.9% | 234.1 |
| Aug-13 | 25 | 32% | 34 | 48% | 0.74 | 74 | 40% | 2.96 | 56 | 98.3% | 351,200 | 1.6% | 330,000 | -5.7% | 328,958 | -1.2% | 235.1 |
| Sep-13 | 19 | 0% | 27 | 35% | 0.70 | 70 | 56% | 3.68 | 62 | 98.4% | 354,600 | 4.7% | 323,000 | -0.6% | 312,960 | -3.6% | 237.3 |
| Oct-13 | 13 | -13% | 32 | -3% | 0.41 | 75 | 36% | 5.77 | 334 | 98.1% | 341,800 | -0.4% | 333,000 | 4.4% | 341,785 | 7.7% | 228.8 |
| Nov-13 | 14 | 100% | 26 | 86% | 0.54 | 72 | 26% | 5.14 | 62 | 98.8% | 346,600 | 3.9% | 340,400 | 21.1% | 332,900 | 19.4% | 232.0 |
| Dec-13 | 9 | 13% | 18 | 38% | 0.50 | 57 | 14% | 6.33 | 38 | 98.2% | 349,500 | 1.7% | 340,000 | 17.3% | 351,400 | 15.2% | 233.9 |
| 2013 | 219 | 22% | 393 | 28% | 0.56 | 77 | 26% | 4.21 | 69 | 98.5% | 347,875 | 2.5% | 329,900 | 0.5% | 326,848 | 0.3% | 232.8 |
| Jan-14 | 11 | -15% | 31 | -28% | 0.35 | 53 | -27% | 4.82 | 52 | 99.5% | 352,100 | 3.7% | 346,000 | 13.4% | 343,273 | 17.2% | 235.7 |
| Feb-14 | 18 | 38% | 29 | -12% | 0.62 | 52 | -38% | 2.89 | 54 | 97.8% | 354,000 | 3.1% | 335,900 | 7.7% | 354,089 | 22.1% | 236.9 |
| Mar-14 | 16 | -30% | 33 | 18% | 0.48 | 53 | -33% | 3.31 | 24 | 97.9% | 352,300 | 0.8% | 316,000 | -11.7% | 317,525 | -10.0% | 235.8 |
| Apr-14 | 23 | 5% | 29 | -37% | 0.79 | 55 | -38% | 2.39 | 30 | 98.1% | 351,500 | 1.0% | 339,900 | 4.5% | 358,878 | 11.2% | 235.3 |
| May-14 | 24 | -14% | 34 | -8% | 0.71 | 52 | -37% | 2.17 | 36 | 98.3% | 356,700 | 1.5% | 350,000 | 6.1% | 352,338 | 7.2% | 238.8 |
| Jun-14 | 16 | 23% | 28 | -18% | 0.57 | 57 | -32% | 3.56 | 42 | 97.8% | 356,000 | 1.9% | 324,450 | -4.0% | 321,563 | -4.2% | 238.3 |
| Jul-14 | 18 | -33% | 28 | -20% | 0.64 | 51 | -39% | 2.83 | 48 | 98.2% | 359,000 | 2.6% | 340,000 | 3.1% | 345,228 | 6.2% | 240.3 |
| Aug-14 | 11 | -56% | 33 | -3% | 0.33 | 59 | -20% | 5.36 | 50 | 98.8% | 354,700 | 1.0% | 290,000 | -12.1% | 308,109 | -6.3% | 237.4 |
| Sep-14 | 17 | -11% | 31 | 15% | 0.55 | 54 | -23% | 3.18 | 36 | 97.7% | 354,100 | -0.1% | 367,000 | 13.6% | 359,918 | 15.0% | 237.0 |
| Oct-14 | 23 | 77% | 29 | -9% | 0.79 | 51 | -32% | 2.22 | 76 | 98.4% | 349,600 | 2.3% | 346,000 | 3.9% | 326,207 | -4.6% | 234.0 |
| Nov-14 | 12 | -14% | 24 | -8% | 0.50 | 56 | -22% | 4.67 | 41 | 97.5% | 354,000 | 2.1% | 325,250 | -4.5% | 321,125 | -3.5% | 236.9 |
| Dec-14 | 5 | -44% | 10 | -44% | 0.50 | 50 | -12% | 10.00 | 54 | 97.7% | 350,100 | 0.2% | 345,000 | 1.5% | 324,780 | -7.6% | 234.3 |
| 2014 | 194 | -11% | 339 | -14% | 0.57 | 54 | -30% | 3.31 | 45 | 98.1% | 353,675 | 1.7% | 341,900 | 3.6% | 339,110 | 3.8% | 236.7 |
| Jan-15 | 5 | -55% | 14 | -55% | 0.36 | 54 | 2% | 10.80 | 71 | 97.3% | 354,600 | 0.7% | 350,000 | 1.2% | 365,200 | 6.4% | 237.3 |
| Feb-15 | 6 | -67% | 30 | 3% | 0.20 | 62 | 19% | 10.33 | 56 | 97.5% | 355,500 | 0.4% | 293,500 | -12.6% | 302,067 | -14.7% | 238.0 |
| Mar-15 | 10 | -38% | 31 | -6% | 0.32 | 73 | 38% | 7.30 | 49 | 98.0% | 352,700 | 0.1% | 359,750 | 13.8% | 382,030 | 20.3% | 236.1 |
| Apr-15 | 16 | -30% | 42 | 45% | 0.38 | 82 | 49% | 5.13 | 45 | 97.7% | 351,900 | 0.1% | 326,000 | -4.1% | 320,544 | -10.7% | 235.5 |
| May-15 | 24 | 0% | 47 | 38% | 0.51 | 82 | 58% | 3.42 | 53 | 98.4% | 349,000 | -2.2% | 333,000 | -4.9% | 332,458 | -5.6% | 233.6 |
| Jun-15 | 13 | -19% | 42 | 50% | 0.31 | 97 | 70% | 7.46 | 55 | 98.1% | 349,200 | -1.9% | 325,000 | 0.2% | 348,354 | 8.3% | 233.7 |
| Jul-15 | 19 | 6% | 41 | 46% | 0.46 | 93 | 82% | 4.89 | 35 | 97.9% | 351,500 | -2.1% | 359,000 | 5.6% | 349,258 | 1.2% | 235.3 |
| Aug-15 | 13 | 18% | 30 | -9% | 0.43 | 91 | 54% | 7.00 | 52 | 98.2% | 347,600 | -2.0% | 365,000 | 25.9% | 359,723 | 16.8% | 232.7 |
| Sep-15 | 13 | -24% | 31 | 0% | 0.42 | 82 | 52% | 6.31 | 51 | 97.1% | 340,600 | -3.8% | 335,000 | -8.7% | 340,646 | -5.4% | 228.0 |
| Oct-15 | 13 | -43% | 28 | -3% | 0.46 | 76 | 49% | 5.85 | 63 | 98.1% | 348,000 | -0.5% | 362,500 | 4.8% | 362,638 | 11.2% | 232.9 |
| Nov-15 | 8 | -33% | 20 | -17% | 0.40 | 66 | 18% | 8.25 | 54 | 97.4% | 345,600 | -2.4% | 343,500 | 5.6% | 365,438 | 13.8% | 231.3 |
| Dec-15 | 12 | 140% | 23 | 130% | 0.52 | 56 | 12% | 4.67 | 76 | 97.3% | 337,400 | -3.6% | 324,250 | -6.0% | 348,258 | 7.2% | 225.8 |
| 2015 | 152 | -22% | 379 | 12% | 0.40 | 76 | 42% | 6.01 | 53 | 97.8% | 348,633 | -1.4% | 337,500 | -1.3% | 346,399 | 2.1% | 233.4 |
| Jan-16 | 9 | 80% | 30 | 114% | 0.30 | 64 | 19% | 7.11 | 45 | 98.3% | 334,400 | -5.7% | 332,000 | -5.1% | 335,478 | -8.1% | 223.8 |
| Feb-16 | 9 | 50% | 33 | 10% | 0.27 | 73 | 18% | 8.11 | 59 | 97.5% | 339,100 | -4.6% | 333,000 | 13.5% | 317,056 | 5.0% | 227.0 |
| Mar-16 | 13 | 30% | 32 | 3% | 0.41 | 83 | 14% | 6.38 | 61 | 96.8% | 341,400 | -3.2% | 325,000 | -9.7% | 353,800 | -7.4% | 228.5 |
| Apr-16 | 11 | -31% | 38 | -10% | 0.29 | 83 | 1% | 7.55 | 40 | 97.4% | 344,600 | -2.1% | 364,500 | 11.8% | 378,382 | 18.0% | 230.7 |
| May-16 | 16 | -33% | 45 | -4% | 0.36 | 88 | 7% | 5.50 | 33 | 97.1% | 344,500 | -1.3% | 333,950 | 0.3% | 341,790 | 2.8% | 230.6 |
| Jun-16 | 19 | 46% | 34 | -19% | 0.56 | 81 | -16% | 4.26 | 35 | 97.9% | 349,400 | 0.1% | 356,000 | 9.5% | 358,042 | 2.8% | 233.9 |
| Jul-16 | 15 | -21% | 36 | -12% | 0.42 | 78 | -16% | 5.20 | 48 | 97.5% | 342,900 | -2.4% | 335,000 | -6.7% | 316,120 | -9.5% | 229.5 |
| Aug-16 | 17 | 31% | 34 | 13% | 0.50 | 76 | -16% | 4.47 | 44 | 97.4% | 337,600 | -2.9% | 340,000 | -6.8% | 329,782 | -8.3% | 226.0 |
| Sep-16 | 18 | 38% | 33 | 6% | 0.55 | 70 | -15% | 3.89 | 48 | 98.1% | 338,700 | -0.6% | 333,500 | -0.4% | 347,722 | 2.1% | 226.7 |
| Oct-16 | 16 | 23% | 20 | -29% | 0.80 | 58 | -24% | 3.63 | 54 | 96.9% | 338,000 | -2.9% | 296,000 | -18.3% | 291,657 | -19.6% | 226.2 |
| Nov-16 | 11 | 38% | 29 | 45% | 0.38 | 60 | -9% | 5.45 | 50 | 96.7% | 329,400 | -4.7% | 344,500 | 0.3% | 350,073 | -4.2% | 220.5 |
| Dec-16 | 4 | -67% | 17 | -26% | 0.24 | 57 | 2% | 14.25 | 54 | 96.2% | 329,000 | -2.5% | 250,750 | -22.7% | 242,875 | -30.3% | 220.2 |
| 2016 | 158 | 4% | 381 | 1% | 0.41 | 73 | -5% | 5.51 | 46 | 97.4% | 339,083 | -2.7% | 335,500 | -0.6% | 335,454 | -3.2% | 227.0 |
| Jan-17 | 6 | -33% | 31 | 3% | 0.19 | 61 | -5% | 10.17 | 43 | 96.7% | 341,600 | 2.2% | 356,250 | 7.3% | 362,567 | 8.1% | 228.6 |
| Feb-17 | 10 | 11% | 43 | 30% | 0.23 | 77 | 5% | 7.70 | 32 | 97.4% | 339,800 | 0.2% | 322,500 | -3.2% | 314,230 | -0.9% | 227.4 |
| Mar-17 | 11 | -15% | 39 | 22% | 0.28 | 88 | 6% | 8.00 | 32 | 96.9% | 335,600 | -1.7% | 342,000 | 5.2% | 325,036 | -8.1% | 224.6 |
| Apr-17 | 10 | -9% | 30 | -21% | 0.33 | 93 | 12% | 9.30 | 54 | 100.5% | 334,000 | -3.1% | 335,950 | -7.8% | 337,970 | -10.7% | 223.6 |
| May-17 | 18 | 13% | 39 | -13% | 0.46 | 97 | 10% | 5.39 | 48 | 97.7% | 342,200 | -0.7% | 348,950 | 4.5% | 362,533 | 6.1% | 229.0 |
| Jun-17 | 14 | -26% | 32 | -6% | 0.44 | 94 | 16% | 6.71 | 56 | 97.7% | 340,000 | -2.7% | 352,250 | -1.1% | 338,250 | -5.5% | 227.6 |
| Jul-17 | 9 | -40% | 44 | 22% | 0.20 | 101 | 29% | 11.22 | 81 | 96.4% | 335,500 | -2.2% | 330,000 | -1.5% | 314,778 | -0.4% | 224.6 |
| Aug-17 | 17 | 0% | 32 | -6% | 0.53 | 91 | 20% | 5.35 | 60 | 97.6% | 339,300 | 0.5% | 327,000 | -3.8% | 346,353 | 5.0% | 227.1 |
| Sep-17 | 2 | -89% | 35 | 6% | 0.06 | 95 | 36% | 47.50 | 12 | 98.8% | 335,000 | -1.1% | 454,500 | 36.3% | 454,500 | 30.7% | 224.2 |
| Oct-17 | 18 | 13% | 32 | 60% | 0.56 | 81 | 40% | 6.45 | 63 | 96.9% | 331,700 | -1.9% | 329,750 | 11.4% | 358,717 | 23.0% | 222.0 |
| Nov-17 | 12 | 9% | 19 | -34% | 0.63 | 75 | 25% | 4.20 | 45 | 97.0% | 331,400 | 0.6% | 372,000 | 8.0% | 370,304 | 5.8% | 221.8 |
| Dec-17 | 4 | 0% | 17 | 0% | 0.24 | 72 | 26% | 18.00 | 74 | 102.2% | 325,000 | -1.2% | 370,409 | 47.7% | 431,454 | 77.6% | 217.5 |
| 2017 | 131 | -17% | 393 | 3% | 0.33 | 85 | 18% | 7.82 | 52 | 97.7% | 335,925 | -0.9% | 342,000 | 1.9% | 349,544 | 4.2% | 224.8 |
| Jan-18 | 14 | 133% | 19 | -39% | 0.74 | 59 | -3% | 4.21 | 94 | 98.3% | 333,300 | -2.4% | 336,500 | -5.5% | 325,100 | -10.3% | 223.1 |
| Feb-18 | 11 | 10% | 18 | -58% | 0.61 | 59 | -23% | 5.36 | 78 | 98.6% | 331,800 | -2.4% | 341,500 | 5.9% | 341,345 | 8.6% | 222.1 |
| Mar-18 | 5 | -55% | 30 | -23% | 0.17 | 69 | -22% | 13.80 | 20 | 96.9% | 338,300 | 0.8% | 405,000 | 18.4% | 382,500 | 17.7% | 226.4 |
| Apr-18 | 12 | 20% | 27 | -10% | 0.44 | 72 | -23% | 6.00 | 78 | 98.2% | 337,000 | 0.9% | 333,200 | -0.8% | 330,375 | -2.2% | 225.6 |
| May-18 | 15 | -17% | 36 | -8% | 0.42 | 83 | -14% | 5.53 | 63 | 96.1% | 338,900 | -1.0% | 331,900 | -4.9% | 360,227 | -0.6% | 226.8 |
| Jun-18 | 16 | 14% | 25 | -22% | 0.64 | 80 | -15% | 5.00 | 68 | 98.1% | 331,500 | -2.5% | 338,500 | -3.9% | 347,211 | 2.6% | 221.9 |
| Jul-18 | 13 | 44% | 22 | -50% | 0.59 | 77 | -24% | 5.92 | 44 | 97.2% | 338,300 | 0.8% | 335,000 | 1.5% | 351,281 | 11.6% | 226.4 |
| Aug-18 | 14 | -18% | 24 | -25% | 0.58 | 76 | -16% | 5.43 | 77 | 98.8% | 329,500 | -2.9% | 371,250 | 13.5% | 365,493 | 5.5% | 220.5 |
| Sep-18 | 12 | | | | | | | | | | | | | | | | |

