



SASKATOON - JULY 2024

The City of Saskatoon reported 520 sales in July, a five per cent year-over-year gain and over 20 per cent above long-term, 10-year averages.

Limited supply options continue to prevent stronger sales figures in Saskatoon, as inventory levels remain over 50 per cent below long-term trends. The Bridge City continues to report the tightest market conditions in the province, with 1.60 months of supply in July.

The City of Saskatoon reported a record benchmark price of \$406,500 in July, up from \$403,500 in June and over seven per cent above July 2023.



SALES
520

↑ 4.8% Y/Y | ↑ 8.4% YTD

VS. 10-YEAR AVERAGE

↑ 20.5% | ↑ 19.6% YTD



NEW LISTINGS
706

↑ 0.4% Y/Y | ↓ 2.6% YTD

VS. 10-YEAR AVERAGE

↓ 10.8% | ↓ 20.2% YTD




INVENTORY
834

↓ 27.6% Y/Y | Monthly trend*

VS. 10-YEAR AVERAGE

↓ 53.1% | ↓ 49.1% YTD



MONTHS OF SUPPLY
1.60


↓ 30.9% Y/Y | Monthly trend*

VS. 10-YEAR AVERAGE

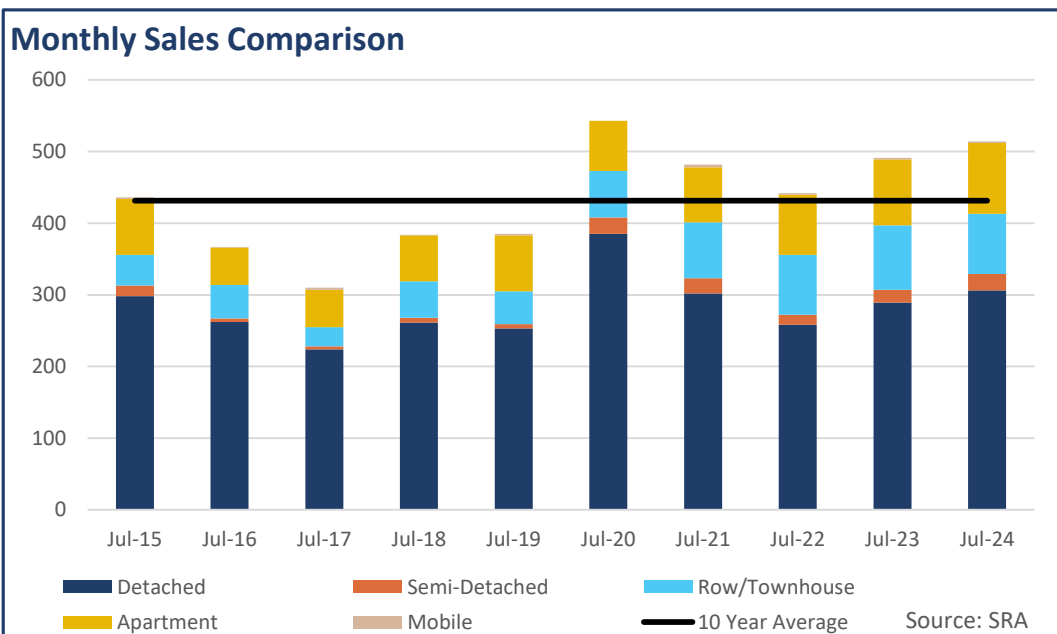
↓ 62.9% | ↓ 59.4% YTD

TOTAL RESIDENTIAL BENCHMARK PRICE

\$ 406,500 | **↑ 7.1%** Y/Y



Monthly trend*





SASKATOON - JULY 2024

July 2024

| | Sales | | New Listings | | Inventory | | Months of Supply | | DOM | Benchmark | | Avg Price | |
|--------------------------|------------|-----------|--------------|-----------|------------|-------------|------------------|-------------|-----------|------------------|-----------|------------------|------------|
| | Actual | Y/Y% | Actual | Y/Y% | Actual | Y/Y% | Actual | Y/Y% | Actual | Actual | Y/Y% | Actual | Y/Y% |
| Detached | 306 | 6% | 445 | 1% | 513 | -29% | 1.68 | -33% | 29 | \$466,700 | 8% | \$496,749 | 12% |
| Semi-Detached | 23 | 28% | 31 | 24% | 48 | 0% | 2.09 | -22% | 38 | \$511,300 | 8% | \$355,868 | -5% |
| Row/Townhouse | 84 | -7% | 94 | -15% | 92 | -37% | 1.10 | -32% | 23 | \$332,500 | 11% | \$316,233 | 5% |
| Apartment | 99 | 8% | 131 | 9% | 167 | -24% | 1.69 | -29% | 32 | \$237,800 | 11% | \$236,910 | 3% |
| Acreage | 1 | - | 0 | - | 0 | -100% | 0.00 | - | 63 | - | - | \$1,135,000 | - |
| Mobile | 2 | 0% | 2 | - | 6 | 500% | 3.00 | 500% | 81 | - | - | \$43,750 | -28% |
| Muti-Family | 5 | 0% | 3 | -50% | 8 | -20% | 1.60 | -20% | 32 | - | - | \$499,600 | 12% |
| Total Residential | 520 | 5% | 706 | 0% | 834 | -28% | 1.60 | -31% | 29 | \$406,500 | 7% | \$411,400 | 10% |

10-Year Averages

| | Sales | | New Listings | | Inventory | | Months of Supply | | DOM | Benchmark | | Avg Price | |
|-------------------|-------|-------|--------------|-------|-----------|-------|------------------|-------|-----|-----------|-------|-----------|-------|
| | Avg | %Diff | Avg | %Diff | Avg | %Diff | Avg | %Diff | Avg | Avg | %Diff | Avg | %Diff |
| Total Residential | 431 | 21% | 791 | -11% | 1,780 | -53% | 4.33 | -63% | 43 | \$336,370 | 21% | \$355,406 | 16% |

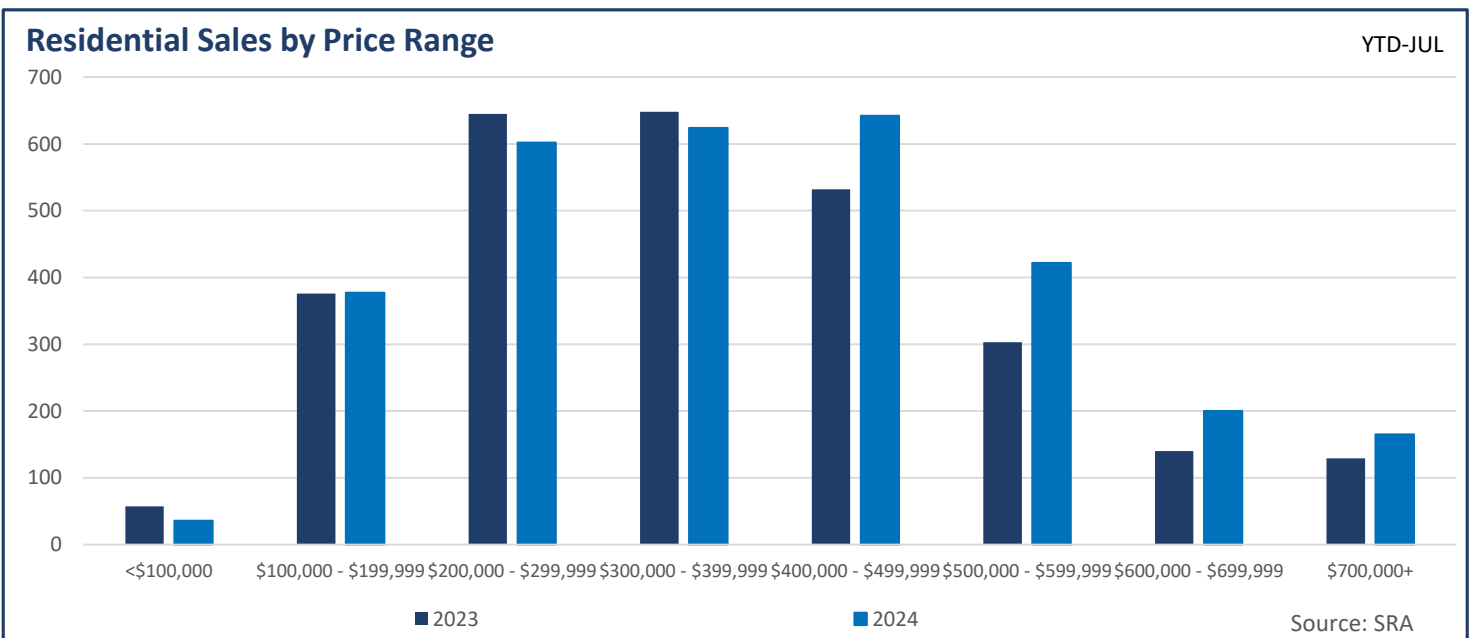
Year-to-Date

July 2024

| | Sales | | New Listings | | Inventory | | Months of Supply | | DOM | Benchmark | | Avg Price | |
|--------------------------|--------------|-----------|--------------|------------|------------|-------------|------------------|-------------|-----------|------------------|-----------|------------------|-----------|
| | Actual | Y/Y% | Actual | Y/Y% | Actual | Y/Y% | Actual | Y/Y% | Actual | Actual | Y/Y% | Actual | Y/Y% |
| Detached | 1,798 | 6% | 2,586 | -4% | 507 | -19% | 1.98 | -24% | 35 | \$448,229 | 7% | \$471,520 | 5% |
| Semi-Detached | 150 | 32% | 183 | -4% | 48 | 0% | 2.26 | -24% | 45 | \$483,129 | 5% | \$418,620 | 9% |
| Row/Townhouse | 481 | 10% | 580 | -4% | 84 | -36% | 1.22 | -41% | 27 | \$322,286 | 11% | \$318,580 | 7% |
| Apartment | 602 | 10% | 832 | 3% | 162 | -27% | 1.89 | -33% | 34 | \$230,786 | 11% | \$230,292 | 7% |
| Acreage | 1 | - | 1 | 0% | 0 | 0% | 2.00 | - | 63 | - | - | \$1,135,000 | - |
| Mobile | 12 | -8% | 16 | 14% | 5 | -13% | 2.75 | -6% | 40 | - | - | \$76,708 | -28% |
| Muti-Family | 24 | -4% | 38 | 9% | 8 | -10% | 2.21 | -6% | 35 | - | - | \$486,542 | 9% |
| Total Residential | 3,068 | 8% | 4,236 | -3% | 815 | -22% | 1.86 | -28% | 34 | \$393,000 | 6% | \$396,412 | 5% |

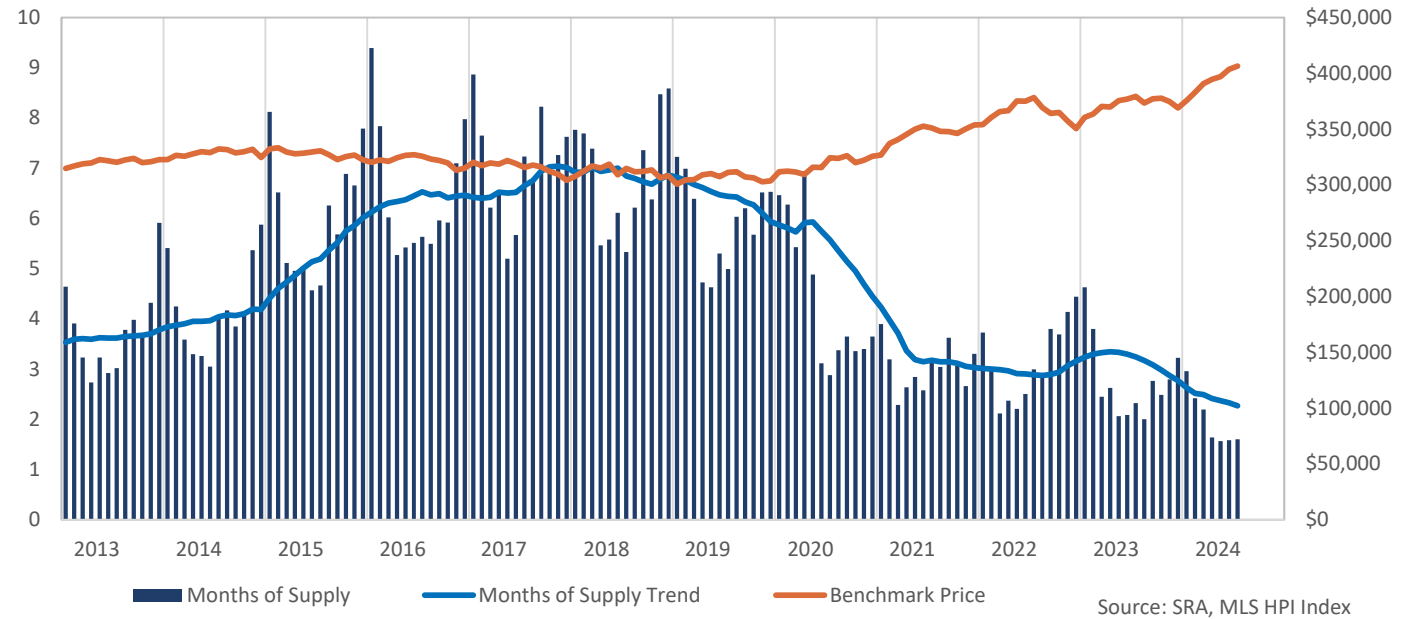
10-Year Averages

| | Sales | | New Listings | | Inventory | | Months of Supply | | DOM | Benchmark | | Avg Price | |
|-------------------|-------|-------|--------------|-------|-----------|-------|------------------|-------|-----|-----------|-------|-----------|-------|
| | Avg | %Diff | Avg | %Diff | Avg | %Diff | Avg | %Diff | Avg | Avg | %Diff | Avg | %Diff |
| Total Residential | 2,566 | 20% | 5,309 | -20% | 1,599 | -49% | 4.58 | -59% | 45 | \$331,783 | 18% | \$353,511 | 12% |

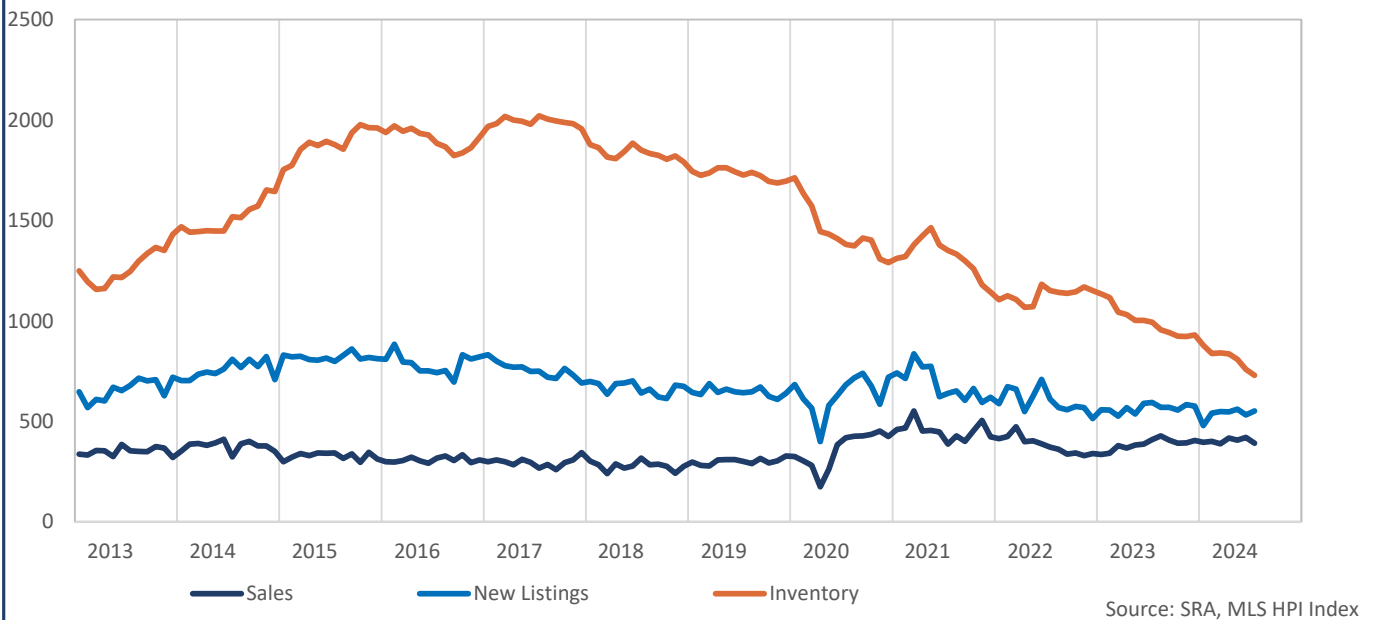




Residential Months of Supply and Price

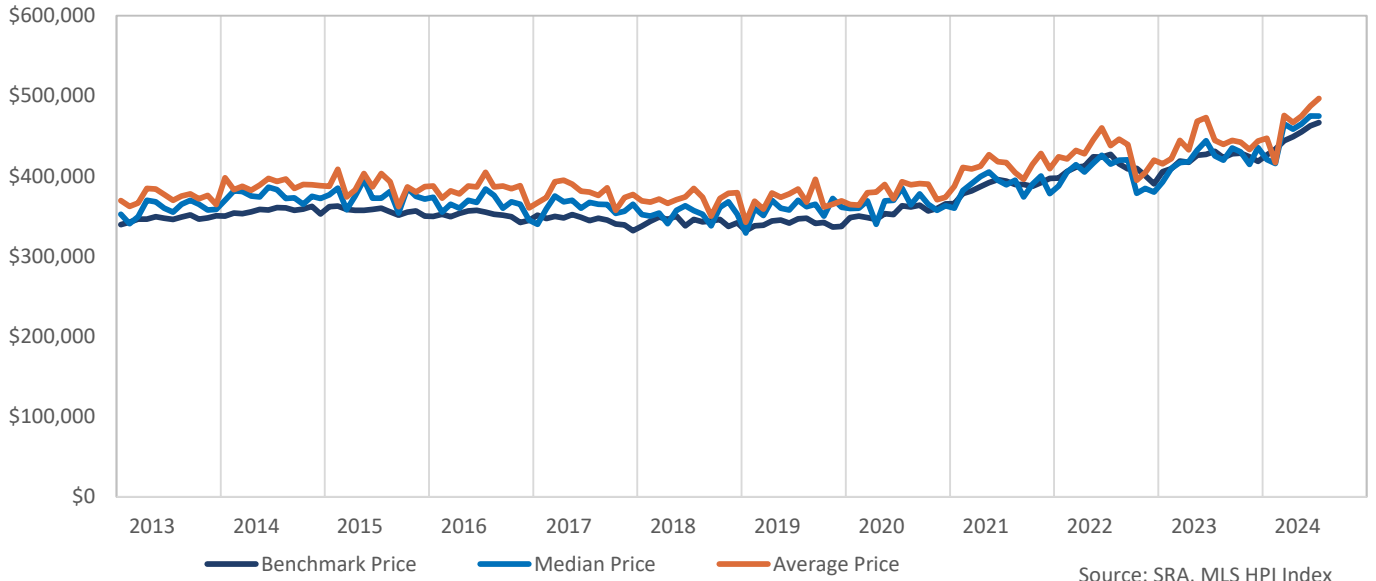


Residential Stats - Seasonally Adjusted

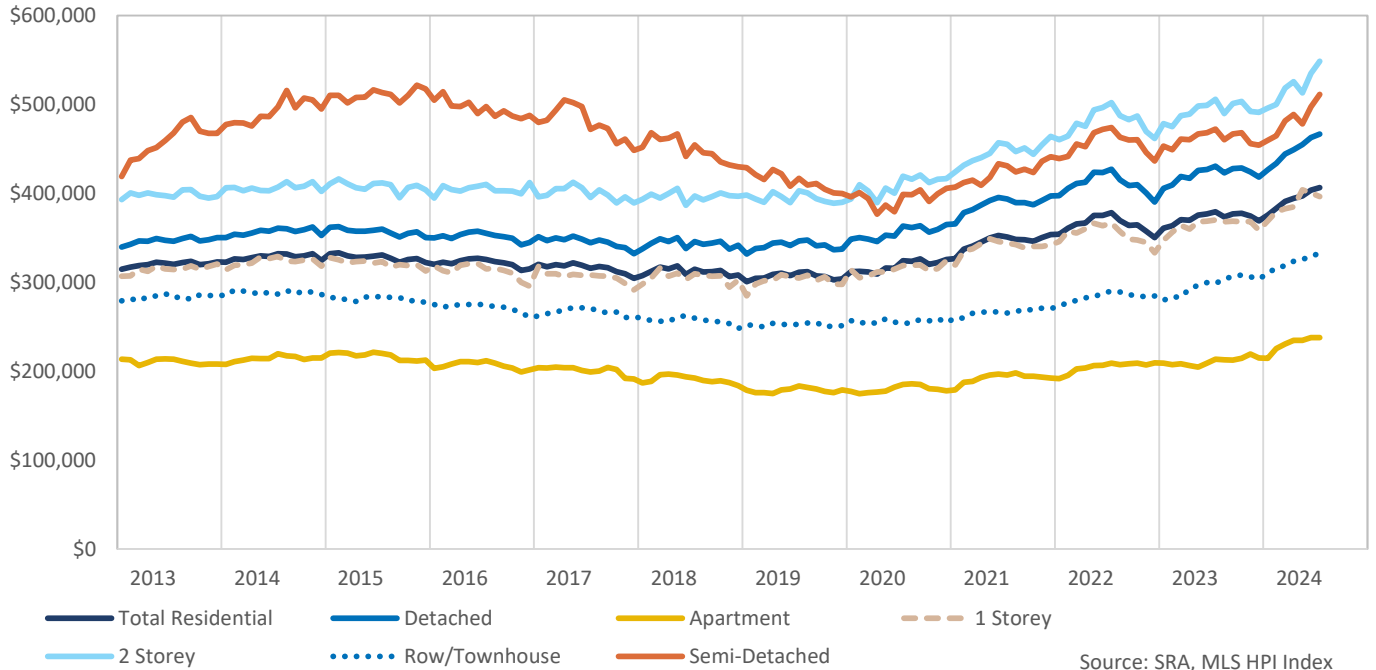




Detached Pricing



Benchmark Price





HPI Benchmark Attributes

| Composite | |
|--|------------------------|
| Bedrooms, Above Ground | 3 |
| Bathrooms, Full | 2 |
| Bathrooms, Half | 0 |
| Garage | Attached, Single width |
| Gross Living Area, Above Ground (Sq. Ft.) | 1167 |
| Lot Size | - |
| Fireplaces, Number of | 0 |
| Year Built | 1988 |
| July 2024 Benchmark Price | \$406,500 |
| Detached Share of Sales, Last 3 Years | 61% |
| Semi-Detached Share of Sales, Last 3 Years | 2% |
| Apartment Share of Sales, Last 3 Years | 18% |
| Townhouse Share of Sales, Last 3 Years | 15% |

| | Detached | 1 Storey | 2 Storey |
|---|------------------------|------------------------|------------------------|
| Bedrooms, Above Ground | 3 | 3 | 3 |
| Bathrooms, Full | 2 | 2 | 2 |
| Bathrooms, Half | 0 | 0 | 1 |
| Garage | Attached, Double width | Attached, Single width | Attached, Double width |
| Gross Living Area, Above Ground (Sq. Ft.) | 1243 | 1102 | 1495 |
| Lot Size | 5657 | 5865 | 5231 |
| Fireplaces, Number of | 0 | 0 | 0 |
| Year Built | 1979 | 1971 | 2007 |
| July 2024 Benchmark Price | \$466,700 | \$396,300 | \$548,600 |
| Share of Total Sales, Last 3 Years | 61% | 36% | 31% |

| | Semi-Detached | Row/Townhouse | Apartment |
|---|------------------------|------------------------|-----------|
| Bedrooms, Above Ground | 3 | 3 | 2 |
| Bathrooms, Full | 2 | 1 | 1 |
| Bathrooms, Half | 1 | 1 | 0 |
| Garage | Attached, Single width | Attached, Single width | - |
| Gross Living Area, Above Ground (Sq. Ft.) | 1155 | 1106 | 927 |
| Fireplaces, Number of | 0 | 0 | 0 |
| Year Built | 2013 | 2010 | 1993 |
| July 2024 Benchmark Price | \$511,300 | \$332,500 | \$237,800 |
| Share of Total Sales, Last 3 Years | 2% | 15% | 18% |

SASKATOON

| | Sales | Y/Y% | New Listings | Y/Y% | S/NL Ratio | Inventory | Y/Y% | Months of Supply | DOM | SP/LP | Benchmark Price | Y/Y% | Median Price | Y/Y% | Average Price | Y/Y% | Index |
|-------------|--------------|-------------|--------------|------------|-------------|--------------|------------|------------------|-----------|--------------|-----------------|--------------|----------------|--------------|----------------|--------------|--------------|
| Jan-13 | 223 | -10% | 579 | 12% | 0.39 | 1,035 | 4% | 4.64 | 45 | 98.2% | 314,800 | 5.8% | 325,000 | 5.5% | 337,625 | 5.7% | 245.7 |
| Feb-13 | 267 | -18% | 479 | -16% | 0.56 | 1,043 | 0% | 3.91 | 39 | 98.7% | 317,100 | 5.7% | 308,500 | -0.5% | 329,711 | 5.6% | 247.5 |
| Mar-13 | 346 | -5% | 617 | -5% | 0.56 | 1,118 | 0% | 3.23 | 37 | 98.4% | 318,800 | 4.4% | 318,750 | 2.8% | 334,868 | 0.6% | 248.9 |
| Apr-13 | 432 | 5% | 758 | 3% | 0.57 | 1,182 | -2% | 2.74 | 34 | 98.1% | 319,800 | 4.2% | 339,950 | 0.9% | 357,725 | 4.2% | 249.6 |
| May-13 | 427 | -8% | 906 | 12% | 0.47 | 1,379 | 4% | 3.23 | 30 | 98.3% | 322,600 | 4.9% | 339,900 | 7.9% | 356,616 | 5.9% | 251.8 |
| Jun-13 | 472 | 7% | 760 | 4% | 0.62 | 1,380 | 5% | 2.92 | 40 | 98.3% | 321,500 | 3.6% | 328,200 | 4.2% | 351,157 | 5.0% | 251.0 |
| Jul-13 | 465 | 5% | 795 | 11% | 0.58 | 1,403 | 5% | 3.02 | 35 | 98.1% | 320,200 | 3.0% | 324,900 | 3.1% | 341,838 | 2.5% | 250.0 |
| Aug-13 | 381 | 0% | 750 | 21% | 0.51 | 1,440 | 9% | 3.78 | 39 | 98.1% | 322,400 | 2.9% | 337,000 | 3.7% | 343,148 | 0.9% | 251.7 |
| Sep-13 | 360 | 8% | 749 | 28% | 0.48 | 1,433 | 13% | 3.98 | 39 | 97.9% | 323,700 | 4.6% | 327,000 | 5.5% | 343,111 | 5.0% | 252.7 |
| Oct-13 | 378 | 12% | 709 | 18% | 0.53 | 1,389 | 15% | 3.67 | 37 | 97.7% | 320,000 | 2.1% | 338,950 | 6.1% | 345,026 | 2.8% | 249.8 |
| Nov-13 | 294 | 5% | 473 | 5% | 0.62 | 1,271 | 15% | 4.32 | 52 | 97.3% | 320,900 | 4.0% | 319,920 | -5.2% | 344,763 | -0.6% | 250.5 |
| Dec-13 | 186 | 2% | 334 | 33% | 0.56 | 1,100 | 21% | 5.91 | 48 | 97.8% | 322,800 | 2.8% | 330,450 | 3.3% | 343,202 | 1.5% | 252.0 |
| 2014 | 4,231 | 0% | 7,909 | 9% | 0.53 | 1,264 | 7% | 3.59 | 39 | 98.1% | 320,383 | 4.0% | 329,500 | 3.9% | 345,208 | 3.4% | 250.1 |
| Jan-14 | 228 | 2% | 639 | 10% | 0.36 | 1,233 | 19% | 5.41 | 51 | 97.7% | 322,600 | 2.5% | 331,250 | 1.9% | 354,497 | 5.0% | 251.8 |
| Feb-14 | 299 | 12% | 578 | 21% | 0.52 | 1,270 | 22% | 4.25 | 43 | 97.8% | 326,400 | 2.9% | 337,400 | 9.4% | 350,692 | 6.4% | 254.8 |
| Mar-14 | 386 | 12% | 772 | 25% | 0.50 | 1,385 | 24% | 3.59 | 44 | 98.2% | 325,800 | 2.2% | 349,900 | 9.8% | 353,242 | 5.5% | 254.3 |
| Apr-14 | 455 | 5% | 886 | 17% | 0.51 | 1,501 | 27% | 3.30 | 41 | 98.1% | 327,800 | 2.5% | 341,000 | 0.3% | 353,550 | -1.2% | 255.9 |
| May-14 | 498 | 17% | 954 | 5% | 0.52 | 1,623 | 18% | 3.26 | 36 | 97.7% | 329,700 | 2.2% | 336,800 | -0.9% | 355,677 | -0.3% | 257.4 |
| Jun-14 | 533 | 13% | 917 | 21% | 0.58 | 1,625 | 18% | 3.05 | 33 | 97.9% | 329,100 | 2.4% | 350,000 | 6.6% | 360,974 | 2.8% | 256.9 |
| Jul-14 | 424 | -9% | 945 | 19% | 0.45 | 1,695 | 21% | 4.00 | 37 | 97.9% | 332,300 | 3.8% | 351,500 | 8.2% | 364,439 | 6.6% | 259.4 |
| Aug-14 | 403 | 6% | 779 | 4% | 0.52 | 1,679 | 17% | 4.17 | 42 | 97.8% | 331,800 | 2.9% | 335,000 | -0.6% | 352,862 | 2.8% | 259.0 |
| Sep-14 | 431 | 20% | 910 | 21% | 0.47 | 1,658 | 16% | 3.85 | 40 | 97.8% | 328,700 | 1.5% | 342,000 | 4.6% | 355,084 | 3.5% | 256.6 |
| Oct-14 | 385 | 2% | 776 | 9% | 0.50 | 1,593 | 15% | 4.14 | 44 | 97.7% | 329,900 | 3.1% | 345,000 | 1.8% | 361,381 | 4.7% | 257.5 |
| Nov-14 | 292 | -1% | 611 | 29% | 0.48 | 1,568 | 23% | 5.37 | 40 | 97.6% | 332,100 | 3.5% | 349,900 | 9.4% | 360,187 | 4.5% | 259.3 |
| Dec-14 | 216 | 16% | 345 | 3% | 0.63 | 1,269 | 15% | 5.88 | 48 | 97.6% | 324,700 | 0.6% | 337,000 | 2.0% | 348,543 | 1.6% | 253.5 |
| 2015 | 4,550 | 8% | 9,112 | 15% | 0.50 | 1,508 | 19% | 3.98 | 40 | 97.8% | 328,408 | 2.5% | 342,000 | 3.8% | 356,436 | 3.3% | 256.4 |
| Jan-15 | 183 | -20% | 731 | 14% | 0.25 | 1,486 | 21% | 8.12 | 55 | 98.0% | 332,300 | 3.0% | 330,000 | -0.4% | 354,724 | 0.1% | 259.4 |
| Feb-15 | 241 | -19% | 659 | 14% | 0.37 | 1,571 | 24% | 6.52 | 49 | 97.9% | 333,200 | 2.1% | 338,000 | 0.2% | 364,554 | 4.0% | 260.1 |
| Mar-15 | 349 | -10% | 888 | 15% | 0.39 | 1,785 | 29% | 5.11 | 50 | 97.9% | 329,600 | 1.2% | 330,000 | -5.7% | 340,420 | -3.6% | 257.3 |
| Apr-15 | 397 | -13% | 961 | 8% | 0.41 | 1,968 | 31% | 4.96 | 45 | 98.0% | 327,900 | 0.0% | 342,500 | 0.4% | 350,853 | -0.8% | 256.0 |
| May-15 | 419 | -16% | 1,001 | 5% | 0.42 | 2,087 | 29% | 4.98 | 44 | 98.0% | 328,400 | -0.4% | 355,800 | 5.6% | 366,474 | 3.0% | 256.4 |
| Jun-15 | 464 | -13% | 1,022 | 11% | 0.45 | 2,121 | 31% | 4.57 | 42 | 97.9% | 329,500 | 0.1% | 350,000 | 0.0% | 361,328 | 0.1% | 257.2 |
| Jul-15 | 446 | 5% | 925 | -2% | 0.48 | 2,082 | 23% | 4.67 | 48 | 97.4% | 330,700 | -0.5% | 345,000 | -1.8% | 359,395 | -1.4% | 258.2 |
| Aug-15 | 328 | -19% | 847 | 9% | 0.39 | 2,053 | 22% | 6.26 | 50 | 97.4% | 327,000 | -1.4% | 348,425 | 4.0% | 352,239 | -0.2% | 255.3 |
| Sep-15 | 362 | -16% | 973 | 7% | 0.37 | 2,056 | 24% | 5.68 | 44 | 97.3% | 322,700 | -1.8% | 330,000 | -3.5% | 333,524 | -6.1% | 251.9 |
| Oct-15 | 291 | -24% | 782 | 1% | 0.37 | 2,004 | 26% | 6.89 | 50 | 97.4% | 325,500 | -1.3% | 346,500 | 0.4% | 354,713 | -1.8% | 254.1 |
| Nov-15 | 281 | -4% | 639 | 5% | 0.44 | 1,870 | 19% | 6.65 | 51 | 97.4% | 326,800 | -1.6% | 350,000 | 0.0% | 360,679 | 0.1% | 255.1 |
| Dec-15 | 196 | -9% | 402 | 17% | 0.49 | 1,527 | 20% | 7.79 | 53 | 97.1% | 322,400 | -0.7% | 342,500 | 1.6% | 352,417 | 1.1% | 251.7 |
| 2016 | 3,957 | -13% | 9,830 | 8% | 0.40 | 1,884 | 25% | 5.71 | 48 | 97.7% | 328,000 | -0.1% | 343,000 | 0.3% | 354,380 | -0.6% | 256.1 |
| Jan-16 | 175 | -4% | 688 | -6% | 0.25 | 1,644 | 11% | 9.39 | 50 | 96.9% | 320,300 | -3.6% | 335,000 | 1.5% | 352,959 | -0.5% | 250.0 |
| Feb-16 | 230 | -5% | 728 | 10% | 0.32 | 1,803 | 15% | 7.84 | 53 | 96.7% | 322,500 | -3.2% | 323,000 | -4.4% | 332,342 | -8.8% | 251.8 |
| Mar-16 | 314 | -10% | 840 | -5% | 0.37 | 1,891 | 6% | 6.02 | 47 | 97.2% | 321,000 | -2.6% | 333,950 | 1.2% | 349,115 | 2.6% | 250.6 |
| Apr-16 | 382 | -4% | 953 | -1% | 0.40 | 2,014 | 2% | 5.27 | 46 | 97.7% | 324,400 | -1.1% | 330,800 | -3.4% | 343,528 | -2.1% | 253.2 |
| May-16 | 394 | -6% | 973 | -3% | 0.40 | 2,137 | 2% | 5.42 | 42 | 97.2% | 326,500 | -0.6% | 336,200 | -5.5% | 354,334 | -3.3% | 254.9 |
| Jun-16 | 393 | -15% | 951 | -7% | 0.41 | 2,167 | 2% | 5.51 | 47 | 97.6% | 327,100 | -0.7% | 336,000 | -4.0% | 353,599 | -2.1% | 255.3 |
| Jul-16 | 373 | -16% | 792 | -14% | 0.47 | 2,102 | 1% | 5.64 | 49 | 97.1% | 325,700 | -1.5% | 345,000 | 0.0% | 367,366 | 2.2% | 254.3 |
| Aug-16 | 375 | 14% | 837 | -1% | 0.45 | 2,061 | 0% | 5.50 | 50 | 97.1% | 323,200 | -1.2% | 335,000 | -3.9% | 352,718 | 0.1% | 252.3 |
| Sep-16 | 325 | -10% | 789 | -19% | 0.41 | 1,938 | -6% | 5.96 | 51 | 97.3% | 321,800 | -0.3% | 344,900 | 4.5% | 353,382 | 6.0% | 251.2 |
| Oct-16 | 314 | 8% | 769 | -2% | 0.41 | 1,858 | -7% | 5.92 | 50 | 97.0% | 319,700 | -1.8% | 330,000 | -4.8% | 343,280 | -3.2% | 249.6 |
| Nov-16 | 251 | -11% | 657 | 3% | 0.38 | 1,782 | -5% | 7.10 | 49 | 96.9% | 313,200 | -4.2% | 337,000 | -3.7% | 350,389 | -2.9% | 244.5 |
| Dec-16 | 189 | -4% | 397 | -1% | 0.48 | 1,508 | -1% | 7.98 | 49 | 96.8% | 315,100 | -2.3% | 335,000 | -2.2% | 341,071 | -3.2% | 246.0 |
| 2017 | 3,715 | -8% | 9,374 | -5% | 0.40 | 1,909 | 1% | 6.17 | 48 | 97.2% | 321,708 | -1.9% | 335,000 | -2.3% | 350,464 | -1.1% | 251.1 |
| Jan-17 | 187 | 7% | 726 | 6% | 0.26 | 1,658 | 1% | 8.87 | 54 | 96.8% | 320,200 | 0.0% | 320,000 | -4.5% | 341,573 | -3.2% | 250.0 |
| Feb-17 | 227 | -1% | 622 | -15% | 0.36 | 1,736 | -4% | 7.65 | 54 | 96.7% | 317,300 | -1.6% | 320,000 | -0.9% | 338,785 | 1.9% | 247.7 |
| Mar-17 | 310 | -1% | 854 | 2% | 0.36 | 1,927 | 2% | 6.22 | 48 | 97.1% | 319,800 | -0.4% | 322,825 | -3.3% | 345,210 | -1.1% | 249.6 |
| Apr-17 | 317 | -17% | 854 | -10% | 0.37 | 2,066 | 3% | 6.52 | 49 | 97.4% | 318,600 | -1.8% | 339,900 | 2.8% | 361,445 | 5.2% | 248.7 |
| May-17 | 423 | 7% | 1,039 | 7% | 0.41 | 2,198 | 3% | 5.20 | 48 | 97.1% | 321,800 | -1.4% | 344,000 | 2.3% | 354,289 | 0.0% | 251.2 |
| Jun-17 | 394 | 0% | 960 | 1% | 0.41 | 2,235 | 3% | 5.67 | 44 | 97.1% | 319,200 | -2.4% | 330,500 | -1.6% | 350,066 | -1.0% | 249.2 |
| Jul-17 | 313 | -16% | 800 | 1% | 0.39 | 2,264 | 8% | 7.23 | 48 | 96.7% | 315,600 | -3.1% | 325,000 | -5.8% | 343,068 | -6.6% | 246.4 |
| Aug-17 | 330 | -12% | 812 | -3% | 0.41 | 2,228 | 8% | 6.75 | 54 | 97.2% | 317,700 | -1.7% | 334,200 | -0.2% | 338,158 | -4.1% | 248.0 |
| Sep-17 | 261 | -20% | 780 | -1% | 0.33 | 2,146 | 11% | 8.22 | 53 | 96.7% | 316,300 | -1.7% | 322,000 | -6.6% | 344,198 | -2.6% | 246.9 |
| Oct-17 | 290 | -8% | 721 | -6% | 0.40 | 2,009 | 8% | 6.93 | 52 | 96.8% | 312,100 | -2.4% | 330,000 | 0.0% | 329,992 | -3.9% | 243.6 |
| Nov-17 | 261 | 4% | 587 | -11% | 0.44 | 1,895 | 6% | 7.26 | 56 | 96.4% | 309,600 | -1.1% | 320,000 | -5.0% | 341,301 | -2.6% | 241.7 |
| Dec-17 | 204 | 8% | 324 | -18% | 0.63 | 1,555 | 3% | 7.62 | 60 | 96.0% | 304,300 | -3.4% | 323,500 | -3.4% | 338,463 | -0.8% | 237.5 |
| 2018 | 3,517 | -5% | 9,079 | -3% | 0.39 | 1,993 | 4% | 6.80 | 51 | 96.9% | 316,042 | -1.8% | 329,000 | -1.8% | 344,838 | -1.6% | 246.7 |
| Jan-18 | 202 | 8% | 622 | -14% | 0.32 | 1,569 | -5% | 7.77 | 66 | 96.6% | 307,700 | -3.9% | 330,000 | 3.1% | 344,720 | 0.9% | 240.2 |
| Feb-18 | 210 | -7% | 526 | -15% | 0.40 | 1,615 | -7% | 7.69 | 57 | 96.4% | 312,300 | -1.6% | 320,000 | 0.0% | 330,549 | -2.4% | 243.8 |
| Mar-18 | 233 | -25% | 671 | -21% | 0.35 | 1,722 | -11% | 7.39 | 64 | 96.7% | 317,100 | -0.8% | 317,500 | -1.6% | 328,208 | -4.9% | 247.5 |
| Apr-18 | 337 | 6% | 794 | -7% | 0.42 | 1,841 | -11% | 5.46 | 52 | 96.8% | 315,000 | -1.1% | 320,000 | -5.9% | 338,170 | -6.4% | 245.9 |
| May-18 | 364 | -14% | 944 | -9% | 0.39 | 2,031 | -8% | 5.58 | 46 | 97.0% | 318,500 | -1.0% | 320,000 | -7.0% | 332,543 | -6.1% | 248.6 |
| Jun-18 | 351 | -11% | 877 | -9% | 0.40 | 2,145 | -4% | 6.11 | 47 | 97.0% | 309,000 | -3.2% | 320,909 | -2.9% | 331,459 | -5.3% | 241.2 |
| Jul-18 | 390 | 25% | 712 | -11% | 0.55 | 2,080 | -8% | 5.33 | 46 | 97.0 | | | | | | | |

SASKATOON

| | Sales | Y/Y% | New Listings | Y/Y% | S/NL Ratio | Inventory | Y/Y% | Months of Supply | DOM | SP/LP | Benchmark Price | Y/Y% | Median Price | Y/Y% | Average Price | Y/Y% | Index |
|-------------|--------------|-------------|--------------|-------------|-------------|--------------|-------------|------------------|-----------|--------------|-----------------|--------------|----------------|--------------|----------------|--------------|--------------|
| Jan-19 | 201 | 0% | 556 | -11% | 0.36 | 1,452 | -7% | 7.22 | 60 | 95.8% | 300,700 | -2.3% | 285,000 | -13.6% | 301,368 | -12.6% | 234.7 |
| Feb-19 | 211 | 0% | 481 | -9% | 0.44 | 1,475 | -9% | 6.99 | 56 | 97.0% | 304,500 | -2.5% | 321,900 | 0.6% | 338,268 | 2.3% | 237.7 |
| Mar-19 | 257 | 10% | 703 | 5% | 0.37 | 1,643 | -5% | 6.39 | 57 | 96.7% | 304,800 | -3.9% | 317,000 | -0.2% | 316,737 | -3.5% | 237.9 |
| Apr-19 | 378 | 12% | 777 | -2% | 0.49 | 1,786 | -3% | 4.72 | 56 | 97.0% | 309,000 | -1.9% | 332,000 | 3.8% | 342,842 | 1.4% | 241.2 |
| May-19 | 421 | 16% | 916 | -3% | 0.46 | 1,949 | -4% | 4.63 | 47 | 97.2% | 310,200 | -2.6% | 326,000 | 1.9% | 334,016 | 0.4% | 242.2 |
| Jun-19 | 375 | 7% | 789 | -10% | 0.48 | 1,987 | -7% | 5.30 | 49 | 96.7% | 307,500 | -0.5% | 320,000 | -0.3% | 338,142 | 2.0% | 240.0 |
| Jul-19 | 390 | 0% | 752 | 6% | 0.52 | 1,948 | -6% | 4.99 | 52 | 96.8% | 311,400 | -1.0% | 316,000 | -2.8% | 331,757 | -1.8% | 243.1 |
| Aug-19 | 325 | -2% | 727 | -4% | 0.45 | 1,961 | -4% | 6.03 | 56 | 96.8% | 311,900 | 0.0% | 309,000 | -2.4% | 323,110 | -2.5% | 243.5 |
| Sep-19 | 307 | 13% | 720 | 11% | 0.43 | 1,904 | -5% | 6.20 | 55 | 96.6% | 307,200 | -1.6% | 329,900 | 4.7% | 350,946 | 9.8% | 239.8 |
| Oct-19 | 304 | 6% | 599 | 1% | 0.51 | 1,725 | -5% | 5.67 | 53 | 97.0% | 306,500 | -2.2% | 302,500 | -4.4% | 318,022 | -2.0% | 239.3 |
| Nov-19 | 243 | 19% | 451 | -16% | 0.54 | 1,584 | -8% | 6.52 | 57 | 96.8% | 302,700 | -1.2% | 325,000 | -2.4% | 332,945 | -2.8% | 236.3 |
| Dec-19 | 203 | 23% | 304 | -3% | 0.67 | 1,325 | -6% | 6.53 | 65 | 96.3% | 303,700 | -1.5% | 316,635 | -2.6% | 333,857 | -1.2% | 237.1 |
| 2020 | 3,615 | 8% | 7,775 | -3% | 0.46 | 1,728 | -6% | 5.74 | 54 | 96.8% | 306,675 | -1.8% | 318,000 | -0.6% | 331,359 | -0.5% | 239.4 |
| Jan-20 | 219 | 9% | 571 | 3% | 0.38 | 1,416 | -2% | 6.47 | 64 | 96.9% | 311,900 | 3.7% | 319,500 | 12.1% | 326,278 | 8.3% | 243.5 |
| Feb-20 | 230 | 9% | 468 | -3% | 0.49 | 1,444 | -2% | 6.28 | 72 | 96.5% | 312,300 | 2.6% | 318,750 | -1.0% | 320,249 | -5.3% | 243.8 |
| Mar-20 | 273 | 6% | 602 | -14% | 0.45 | 1,482 | -10% | 5.43 | 55 | 97.0% | 311,600 | 2.2% | 335,000 | 5.7% | 346,849 | 9.5% | 243.2 |
| Apr-20 | 212 | -44% | 488 | -37% | 0.43 | 1,462 | -18% | 6.90 | 56 | 96.2% | 309,400 | 0.1% | 320,000 | -3.6% | 339,104 | -1.1% | 241.5 |
| May-20 | 326 | -23% | 755 | -18% | 0.43 | 1,591 | -18% | 4.88 | 48 | 96.8% | 316,000 | 1.9% | 338,000 | 3.7% | 359,304 | 7.6% | 246.7 |
| Jun-20 | 513 | 37% | 829 | 5% | 0.62 | 1,599 | -20% | 3.12 | 42 | 97.4% | 315,700 | 2.7% | 329,900 | 3.1% | 334,937 | -0.9% | 246.4 |
| Jul-20 | 547 | 40% | 816 | 9% | 0.67 | 1,574 | -19% | 2.88 | 43 | 97.7% | 324,400 | 4.2% | 339,000 | 7.3% | 350,801 | 5.7% | 253.2 |
| Aug-20 | 460 | 42% | 780 | 7% | 0.59 | 1,552 | -21% | 3.37 | 42 | 97.6% | 323,700 | 3.8% | 335,500 | 8.6% | 353,925 | 9.5% | 252.7 |
| Sep-20 | 429 | 40% | 810 | 13% | 0.53 | 1,566 | -18% | 3.65 | 40 | 97.4% | 326,200 | 6.2% | 345,000 | 4.6% | 357,935 | 2.0% | 254.6 |
| Oct-20 | 429 | 41% | 622 | 4% | 0.69 | 1,441 | -16% | 3.36 | 42 | 97.3% | 320,100 | 4.4% | 330,000 | 9.1% | 351,831 | 10.6% | 249.9 |
| Nov-20 | 358 | 47% | 423 | -6% | 0.85 | 1,218 | -23% | 3.40 | 41 | 97.2% | 322,300 | 6.5% | 314,500 | -3.2% | 326,120 | -2.1% | 251.6 |
| Dec-20 | 273 | 34% | 347 | 14% | 0.79 | 996 | -25% | 3.65 | 49 | 97.7% | 325,800 | 7.3% | 333,000 | 5.2% | 345,579 | 3.5% | 254.3 |
| 2021 | 4,269 | 18% | 7,511 | -3% | 0.57 | 1,445 | -16% | 4.06 | 47 | 97.2% | 318,283 | 3.8% | 330,000 | 3.8% | 344,560 | 4.0% | 248.5 |
| Jan-21 | 277 | 26% | 557 | -2% | 0.50 | 1,080 | -24% | 3.90 | 55 | 97.5% | 326,700 | 4.7% | 312,000 | -2.3% | 348,359 | 6.8% | 255.0 |
| Feb-21 | 352 | 53% | 542 | 16% | 0.65 | 1,125 | -22% | 3.20 | 43 | 97.9% | 337,200 | 8.0% | 340,000 | 6.7% | 353,542 | 10.4% | 263.2 |
| Mar-21 | 567 | 108% | 926 | 54% | 0.61 | 1,297 | -12% | 2.29 | 36 | 98.6% | 340,700 | 9.3% | 352,900 | 5.3% | 362,165 | 4.4% | 266.0 |
| Apr-21 | 549 | 159% | 957 | 96% | 0.57 | 1,449 | -1% | 2.64 | 33 | 99.3% | 345,300 | 11.6% | 362,500 | 13.3% | 373,170 | 10.0% | 269.6 |
| May-21 | 572 | 75% | 1,016 | 35% | 0.56 | 1,626 | 2% | 2.84 | 34 | 98.8% | 350,000 | 10.8% | 369,900 | 9.4% | 387,139 | 7.7% | 273.2 |
| Jun-21 | 605 | 18% | 825 | 0% | 0.73 | 1,558 | -3% | 2.58 | 37 | 98.6% | 352,700 | 11.7% | 350,000 | 6.1% | 364,486 | 8.8% | 275.3 |
| Jul-21 | 487 | -11% | 758 | -7% | 0.64 | 1,560 | -1% | 3.20 | 42 | 98.4% | 351,000 | 8.2% | 340,000 | 0.3% | 360,951 | 2.9% | 274.0 |
| Aug-21 | 491 | 7% | 734 | -6% | 0.67 | 1,494 | -4% | 3.04 | 40 | 98.1% | 348,100 | 7.5% | 330,000 | -1.6% | 356,673 | 0.8% | 271.7 |
| Sep-21 | 396 | -8% | 651 | -20% | 0.61 | 1,436 | -8% | 3.63 | 43 | 97.9% | 347,900 | 6.7% | 325,250 | -5.7% | 341,937 | -4.5% | 271.6 |
| Oct-21 | 425 | -1% | 587 | -6% | 0.72 | 1,300 | -10% | 3.06 | 43 | 97.9% | 346,000 | 8.1% | 356,500 | 8.0% | 375,628 | 6.8% | 270.1 |
| Nov-21 | 413 | 15% | 439 | 4% | 0.94 | 1,098 | -10% | 2.66 | 47 | 98.0% | 350,100 | 8.6% | 365,000 | 16.1% | 383,855 | 17.7% | 273.3 |
| Dec-21 | 267 | -2% | 293 | -16% | 0.91 | 882 | -11% | 3.30 | 45 | 98.1% | 353,800 | 8.6% | 345,000 | 3.6% | 366,132 | 5.9% | 276.2 |
| 2022 | 5,401 | 27% | 8,285 | 10% | 0.65 | 1,325 | -8% | 2.94 | 40 | 98.4% | 345,792 | 8.6% | 349,900 | 6.0% | 365,741 | 6.1% | 269.9 |
| Jan-22 | 243 | -12% | 430 | -23% | 0.57 | 906 | -16% | 3.73 | 51 | 97.8% | 354,100 | 8.4% | 343,900 | 10.2% | 359,587 | 3.2% | 276.4 |
| Feb-22 | 318 | -10% | 512 | -6% | 0.62 | 966 | -14% | 3.04 | 45 | 98.8% | 360,700 | 7.0% | 349,950 | 2.9% | 358,671 | 1.5% | 281.6 |
| Mar-22 | 491 | -13% | 733 | -21% | 0.67 | 1,038 | -20% | 2.11 | 42 | 98.9% | 365,700 | 7.3% | 358,900 | 1.7% | 370,137 | 2.2% | 285.5 |
| Apr-22 | 461 | -16% | 665 | -31% | 0.69 | 1,094 | -24% | 2.37 | 35 | 99.5% | 366,600 | 6.2% | 350,000 | -3.4% | 365,001 | -2.2% | 286.2 |
| May-22 | 536 | -6% | 857 | -16% | 0.63 | 1,184 | -27% | 2.21 | 33 | 99.6% | 375,300 | 7.2% | 352,000 | -4.8% | 375,981 | -2.9% | 293.0 |
| Jun-22 | 532 | -12% | 946 | 15% | 0.56 | 1,333 | -14% | 2.51 | 30 | 99.8% | 375,100 | 6.4% | 363,500 | 3.9% | 391,557 | 7.4% | 292.8 |
| Jul-22 | 448 | -8% | 711 | -6% | 0.63 | 1,341 | -14% | 2.99 | 31 | 99.1% | 378,400 | 7.8% | 336,625 | -1.0% | 363,504 | 0.7% | 295.4 |
| Aug-22 | 440 | -10% | 658 | -10% | 0.67 | 1,267 | -15% | 2.88 | 36 | 98.3% | 369,400 | 6.1% | 363,983 | 10.3% | 380,131 | 6.6% | 288.4 |
| Sep-22 | 328 | -17% | 590 | -9% | 0.56 | 1,247 | -13% | 3.80 | 39 | 97.6% | 364,100 | 4.7% | 346,600 | 6.6% | 374,298 | 9.5% | 284.2 |
| Oct-22 | 319 | -25% | 510 | -13% | 0.63 | 1,178 | -9% | 3.69 | 41 | 97.2% | 364,800 | 5.4% | 322,000 | -9.7% | 340,466 | -9.4% | 284.8 |
| Nov-22 | 266 | -36% | 418 | -5% | 0.64 | 1,101 | 0% | 4.14 | 44 | 97.2% | 357,300 | 2.1% | 335,500 | -8.1% | 349,336 | -9.0% | 278.9 |
| Dec-22 | 202 | -24% | 231 | -21% | 0.87 | 897 | 2% | 4.44 | 46 | 96.8% | 350,400 | -1.0% | 334,800 | -3.0% | 371,646 | 1.5% | 273.5 |
| 2023 | 4,584 | -15% | 7,261 | -12% | 0.63 | 1,129 | -15% | 2.96 | 38 | 98.8% | 365,158 | 5.6% | 349,900 | 0.0% | 368,838 | 0.8% | 285.1 |
| Jan-23 | 201 | -17% | 414 | -4% | 0.49 | 930 | 3% | 4.63 | 56 | 97.3% | 360,700 | 1.9% | 327,000 | -4.9% | 347,570 | -3.3% | 281.6 |
| Feb-23 | 253 | -20% | 426 | -17% | 0.59 | 961 | -1% | 3.80 | 49 | 98.0% | 363,500 | 0.8% | 350,000 | 0.0% | 356,597 | -0.6% | 283.8 |
| Mar-23 | 397 | -19% | 582 | -21% | 0.68 | 973 | -6% | 2.45 | 46 | 98.3% | 370,400 | 1.3% | 353,800 | -1.4% | 376,608 | 1.7% | 289.1 |
| Apr-23 | 406 | -12% | 669 | 1% | 0.61 | 1,066 | -3% | 2.63 | 40 | 98.3% | 369,800 | 0.9% | 336,300 | -3.9% | 366,626 | 0.4% | 288.7 |
| May-23 | 537 | 0% | 765 | -11% | 0.70 | 1,106 | -7% | 2.06 | 33 | 99.1% | 375,600 | 0.1% | 360,000 | 2.3% | 389,706 | 3.7% | 293.2 |
| Jun-23 | 540 | 2% | 790 | -16% | 0.68 | 1,126 | -16% | 2.09 | 35 | 98.7% | 376,800 | 0.5% | 359,700 | -1.0% | 388,626 | -0.7% | 294.1 |
| Jul-23 | 496 | 11% | 703 | -1% | 0.71 | 1,152 | -14% | 2.32 | 36 | 98.9% | 379,500 | 0.3% | 355,000 | 5.5% | 375,111 | 3.2% | 296.3 |
| Aug-23 | 526 | 20% | 657 | 0% | 0.80 | 1,052 | -17% | 2.00 | 36 | 98.8% | 373,400 | 1.1% | 350,000 | -3.8% | 372,825 | -1.9% | 291.5 |
| Sep-23 | 373 | 14% | 574 | -3% | 0.65 | 1,030 | -17% | 2.76 | 37 | 98.7% | 377,100 | 3.6% | 353,000 | 1.8% | 370,647 | -1.0% | 294.4 |
| Oct-23 | 380 | 19% | 513 | 1% | 0.74 | 945 | -20% | 2.49 | 36 | 98.3% | 377,700 | 3.5% | 365,000 | 13.4% | 386,112 | 13.4% | 294.8 |
| Nov-23 | 313 | 18% | 429 | 3% | 0.73 | 875 | -21% | 2.80 | 38 | 97.9% | 374,700 | 4.9% | 349,900 | 4.3% | 366,095 | 4.8% | 292.5 |
| Dec-23 | 228 | 13% | 248 | 7% | 0.92 | 735 | -18% | 3.22 | 42 | 98.3% | 369,100 | 5.3% | 356,825 | 6.6% | 373,312 | 0.4% | 288.1 |
| 2023 | 4,650 | 1% | 6,770 | -7% | 0.69 | 996 | -12% | 2.57 | 39 | 98.5% | 372,358 | 2.0% | 351,200 | 0.4% | 375,142 | 1.7% | 290.7 |
| Jan-24 | 245 | 22% | 364 | -12% | 0.67 | 724 | -22% | 2.96 | 45 | 98.4% | 375,500 | 4.1% | 365,000 | 11.6% | 385,259 | 10.8% | 293.1 |
| Feb-24 | 308 | 22% | 434 | 2% | 0.71 | 746 | -22% | 2.42 | 43 | 98.7% | 383,000 | 5.4% | 360,000 | 2.9% | 366,305 | 2.7% | 299.0 |
| Mar-24 | 363 | -9% | 538 | -8% | 0.67 | 797 | -18% | 2.20 | 42 | 99.4% | 390,800 | 5.5% | 395,000 | 11.6% | 403,397 | 7.1% | 305.1 |
| Apr-24 | 521 | 28% | 727 | 9% | 0.72 | 854 | -20% | 1.64 | 32 | 99.8% | 394,500 | 6.7% | 373,500 | 11.1% | 394,402 | 7.6% | 308.0 |
| May-24 | 572 | 7% | 799 | 4% | 0.72 | 895 | -19% | 1.56 | 29 | 100.1% | 397,200 | 5.8% | 390,000 | 8.3% | 396,082 | 1.6% | 310.1 |
| Jun-24 | 539 | 0% | 668 | -15% | 0.81 | 853 | -24% | 1.58 | 31 | 99.9% | 403,500 | 7.1% | 390,000 | 8.4% | 401,813 | 3.4% | 315.0 |
| Jul-24 | 520 | 5% | 706 | 0% | 0.74 | 834 | -28% | 1.60 | 29 | 99 | | | | | | | |

| SASKATOON | | | | | | | | | | | | | | | | | |
|-------------|--------------|------------|--------------|------------|-------------|--------------|------------|------------------|-----------|--------------|-----------------|--------------|----------------|--------------|----------------|--------------|--------------|
| | Sales | Y/Y% | New Listings | Y/Y% | S/NL Ratio | Inventory | Y/Y% | Months of Supply | DOM | SP/LP | Benchmark Price | Y/Y% | Median Price | Y/Y% | Average Price | Y/Y% | Index |
| Jan-13 | 156 | -13% | 365 | 5% | 0.43 | 662 | 5% | 4.24 | 44 | 98.1% | 339,600 | 6.1% | 352,450 | 10.1% | 369,339 | 7.7% | 254.4 |
| Feb-13 | 172 | -25% | 336 | -14% | 0.51 | 682 | 2% | 3.97 | 38 | 98.6% | 342,700 | 5.9% | 340,500 | 3.8% | 362,090 | 7.7% | 256.7 |
| Mar-13 | 230 | -8% | 428 | -1% | 0.54 | 749 | 6% | 3.26 | 35 | 98.5% | 346,400 | 4.9% | 349,500 | 6.4% | 366,292 | 4.7% | 259.5 |
| Apr-13 | 309 | 3% | 510 | -2% | 0.61 | 783 | 1% | 2.53 | 31 | 98.2% | 346,300 | 4.4% | 369,661 | 3.8% | 384,428 | 4.8% | 259.4 |
| May-13 | 311 | -10% | 647 | 13% | 0.48 | 902 | 7% | 2.90 | 27 | 98.4% | 349,300 | 5.3% | 368,000 | 7.3% | 383,910 | 6.2% | 261.6 |
| Jun-13 | 319 | 5% | 522 | -2% | 0.61 | 902 | 3% | 2.83 | 33 | 98.1% | 347,300 | 3.7% | 359,900 | 4.3% | 377,038 | 3.2% | 260.1 |
| Jul-13 | 320 | 2% | 542 | 12% | 0.59 | 912 | 4% | 2.85 | 33 | 98.0% | 346,000 | 3.0% | 355,000 | 4.7% | 369,839 | 1.9% | 259.2 |
| Aug-13 | 266 | 3% | 555 | 29% | 0.48 | 955 | 10% | 3.59 | 36 | 98.1% | 349,100 | 2.8% | 365,000 | 5.8% | 375,031 | 2.2% | 261.5 |
| Sep-13 | 251 | 1% | 546 | 28% | 0.46 | 964 | 15% | 3.84 | 37 | 97.9% | 351,600 | 5.0% | 370,000 | 11.6% | 377,933 | 8.9% | 263.4 |
| Oct-13 | 282 | 18% | 502 | 21% | 0.56 | 916 | 16% | 3.25 | 35 | 97.6% | 346,500 | 2.2% | 365,000 | 5.2% | 371,866 | 3.1% | 259.6 |
| Nov-13 | 202 | -3% | 315 | -1% | 0.64 | 817 | 15% | 4.04 | 47 | 97.6% | 347,800 | 4.4% | 357,750 | -0.3% | 375,744 | 3.3% | 260.5 |
| Dec-13 | 130 | 20% | 225 | 32% | 0.58 | 703 | 16% | 5.41 | 47 | 97.8% | 350,400 | 3.2% | 358,500 | 0.0% | 364,495 | -1.0% | 262.5 |
| 2014 | 2,948 | -1% | 5,493 | 9% | 0.54 | 829 | 8% | 3.37 | 36 | 98.1% | 346,917 | 4.2% | 360,000 | 5.9% | 374,397 | 4.5% | 259.9 |
| Jan-14 | 149 | -4% | 395 | 8% | 0.38 | 758 | 15% | 5.09 | 50 | 97.7% | 350,100 | 3.1% | 369,900 | 5.0% | 397,997 | 7.8% | 262.2 |
| Feb-14 | 200 | 16% | 379 | 13% | 0.53 | 761 | 12% | 3.81 | 41 | 97.5% | 354,000 | 3.3% | 381,500 | 12.0% | 383,195 | 5.8% | 265.2 |
| Mar-14 | 258 | 12% | 528 | 23% | 0.49 | 858 | 15% | 3.33 | 41 | 98.3% | 353,100 | 1.9% | 380,950 | 9.0% | 387,126 | 5.7% | 264.5 |
| Apr-14 | 300 | -3% | 593 | 16% | 0.51 | 930 | 19% | 3.10 | 37 | 97.9% | 355,500 | 2.7% | 375,000 | 1.4% | 382,422 | -0.5% | 266.3 |
| May-14 | 340 | 9% | 653 | 1% | 0.52 | 1,017 | 13% | 2.99 | 33 | 97.9% | 358,500 | 2.6% | 373,950 | 1.6% | 388,895 | 1.3% | 268.5 |
| Jun-14 | 370 | 16% | 611 | 17% | 0.61 | 1,005 | 11% | 2.72 | 31 | 98.0% | 357,600 | 3.0% | 386,000 | 7.3% | 397,053 | 5.3% | 267.9 |
| Jul-14 | 286 | -11% | 653 | 20% | 0.44 | 1,069 | 17% | 3.74 | 32 | 97.9% | 360,800 | 4.3% | 383,200 | 7.9% | 393,345 | 6.4% | 270.3 |
| Aug-14 | 268 | 1% | 580 | 5% | 0.46 | 1,084 | 14% | 4.04 | 40 | 97.9% | 360,300 | 3.2% | 371,950 | 1.9% | 396,281 | 5.7% | 269.9 |
| Sep-14 | 303 | 21% | 646 | 18% | 0.47 | 1,067 | 11% | 3.52 | 37 | 97.9% | 357,200 | 1.6% | 373,000 | 0.8% | 384,462 | 1.7% | 267.6 |
| Oct-14 | 279 | -1% | 524 | 4% | 0.53 | 1,003 | 9% | 3.59 | 38 | 97.6% | 359,000 | 3.6% | 365,000 | 0.0% | 389,706 | 4.8% | 268.9 |
| Nov-14 | 197 | -2% | 372 | 18% | 0.53 | 941 | 15% | 4.78 | 36 | 97.8% | 362,200 | 4.1% | 374,900 | 4.8% | 389,053 | 3.5% | 271.3 |
| Dec-14 | 140 | 8% | 218 | -3% | 0.64 | 743 | 6% | 5.31 | 43 | 97.3% | 352,600 | 0.6% | 372,000 | 3.8% | 387,861 | 6.4% | 264.1 |
| 2015 | 3,090 | 5% | 6,152 | 12% | 0.50 | 936 | 13% | 3.64 | 37 | 97.8% | 356,742 | 2.8% | 375,000 | 4.2% | 389,820 | 4.1% | 267.2 |
| Jan-15 | 125 | -16% | 451 | 14% | 0.28 | 856 | 13% | 6.85 | 51 | 97.7% | 361,900 | 3.4% | 376,596 | 1.8% | 387,253 | -2.7% | 271.1 |
| Feb-15 | 161 | -20% | 415 | 9% | 0.39 | 887 | 17% | 5.51 | 42 | 97.8% | 362,500 | 2.4% | 385,000 | 0.9% | 408,469 | 6.6% | 271.5 |
| Mar-15 | 240 | -7% | 574 | 9% | 0.42 | 1,011 | 18% | 4.21 | 44 | 97.9% | 358,500 | 1.5% | 357,950 | -6.0% | 373,998 | -3.4% | 268.5 |
| Apr-15 | 271 | -10% | 654 | 10% | 0.41 | 1,140 | 23% | 4.21 | 39 | 98.0% | 357,400 | 0.5% | 375,000 | 0.0% | 382,730 | 0.1% | 267.7 |
| May-15 | 280 | -18% | 657 | 1% | 0.43 | 1,225 | 20% | 4.38 | 41 | 98.0% | 357,300 | -0.3% | 395,500 | 5.8% | 403,213 | 3.7% | 267.6 |
| Jun-15 | 332 | -10% | 707 | 16% | 0.47 | 1,278 | 27% | 3.85 | 38 | 98.0% | 358,400 | 0.2% | 372,500 | -3.5% | 386,377 | -2.7% | 268.5 |
| Jul-15 | 298 | 4% | 582 | -11% | 0.51 | 1,241 | 16% | 4.16 | 43 | 97.5% | 359,900 | -0.2% | 372,500 | -2.8% | 403,005 | 2.5% | 269.6 |
| Aug-15 | 219 | -18% | 577 | -1% | 0.38 | 1,246 | 15% | 5.69 | 47 | 97.5% | 355,500 | -1.3% | 381,000 | 2.4% | 393,096 | -0.8% | 266.3 |
| Sep-15 | 266 | -12% | 657 | 2% | 0.40 | 1,209 | 13% | 4.55 | 38 | 97.3% | 351,100 | -1.7% | 353,750 | -5.2% | 361,851 | -5.9% | 263.0 |
| Oct-15 | 202 | -28% | 512 | -2% | 0.39 | 1,180 | 18% | 5.84 | 42 | 97.5% | 355,100 | -1.1% | 385,000 | 5.5% | 386,515 | -0.8% | 266.0 |
| Nov-15 | 219 | 11% | 390 | 5% | 0.56 | 1,057 | 12% | 4.83 | 46 | 97.5% | 356,600 | -1.5% | 374,900 | 0.0% | 380,090 | -2.3% | 267.1 |
| Dec-15 | 138 | -1% | 258 | 18% | 0.53 | 859 | 16% | 6.22 | 52 | 97.2% | 350,200 | -0.7% | 371,250 | -0.2% | 386,806 | -0.3% | 262.3 |
| 2016 | 2,751 | -1% | 6,434 | 5% | 0.43 | 1,099 | 17% | 4.79 | 43 | 97.7% | 357,033 | 0.1% | 375,000 | 0.0% | 387,480 | -0.6% | 267.4 |
| Jan-16 | 125 | 0% | 407 | -10% | 0.31 | 905 | 6% | 7.24 | 44 | 97.0% | 349,800 | -3.3% | 373,500 | -0.8% | 387,646 | 0.1% | 262.0 |
| Feb-16 | 153 | -5% | 429 | 3% | 0.36 | 975 | 10% | 6.37 | 53 | 96.5% | 352,400 | -2.8% | 355,000 | -7.8% | 372,416 | -8.8% | 264.0 |
| Mar-16 | 226 | -6% | 550 | -4% | 0.41 | 1,011 | 0% | 4.47 | 47 | 97.3% | 349,300 | -2.6% | 365,000 | 2.0% | 381,506 | 2.0% | 261.6 |
| Apr-16 | 273 | 1% | 613 | -6% | 0.45 | 1,112 | -2% | 4.07 | 40 | 97.9% | 353,700 | -1.0% | 359,900 | -4.0% | 377,672 | -1.3% | 264.9 |
| May-16 | 273 | -3% | 636 | -3% | 0.43 | 1,223 | 0% | 4.48 | 32 | 97.4% | 356,500 | -0.2% | 370,000 | -6.4% | 387,669 | -3.9% | 267.0 |
| Jun-16 | 281 | -15% | 592 | -16% | 0.47 | 1,216 | -5% | 4.33 | 42 | 97.7% | 357,400 | -0.3% | 367,000 | -1.5% | 386,557 | 0.0% | 267.7 |
| Jul-16 | 262 | -12% | 505 | -13% | 0.52 | 1,168 | -6% | 4.46 | 42 | 97.1% | 355,000 | -1.4% | 383,950 | 3.1% | 404,801 | 0.4% | 265.9 |
| Aug-16 | 250 | 14% | 558 | -3% | 0.45 | 1,177 | -6% | 4.71 | 45 | 97.3% | 352,500 | -0.8% | 375,750 | -1.4% | 386,538 | -1.7% | 264.0 |
| Sep-16 | 238 | -11% | 525 | -20% | 0.45 | 1,097 | -9% | 4.61 | 43 | 97.3% | 351,200 | 0.0% | 360,121 | 1.8% | 387,557 | 7.1% | 263.1 |
| Oct-16 | 217 | 7% | 513 | 0% | 0.42 | 1,061 | -10% | 4.89 | 41 | 97.1% | 349,500 | -1.6% | 368,000 | -4.4% | 384,194 | -0.6% | 261.8 |
| Nov-16 | 175 | -20% | 395 | 1% | 0.44 | 1,000 | -5% | 5.71 | 43 | 96.9% | 342,000 | -4.1% | 365,000 | -2.6% | 388,153 | 2.1% | 256.2 |
| Dec-16 | 131 | -5% | 246 | -5% | 0.53 | 844 | -2% | 6.44 | 44 | 96.6% | 344,800 | -1.5% | 345,000 | -7.1% | 360,324 | -6.8% | 258.3 |
| 2017 | 2,604 | -5% | 5,969 | -7% | 0.44 | 1,066 | -3% | 4.91 | 43 | 97.2% | 351,175 | -1.6% | 368,000 | -1.9% | 385,041 | -0.8% | 263.0 |
| Jan-17 | 135 | 8% | 446 | 10% | 0.30 | 915 | 1% | 6.78 | 46 | 97.1% | 351,200 | 0.4% | 340,000 | -9.0% | 366,972 | -5.3% | 263.1 |
| Feb-17 | 160 | 5% | 396 | -8% | 0.40 | 949 | -3% | 5.93 | 53 | 96.6% | 346,900 | -1.6% | 359,250 | 1.2% | 373,207 | 0.2% | 259.9 |
| Mar-17 | 195 | -14% | 562 | 2% | 0.35 | 1,094 | 8% | 5.61 | 39 | 97.2% | 349,900 | 0.2% | 375,000 | 2.7% | 393,040 | 3.0% | 262.1 |
| Apr-17 | 218 | -20% | 548 | -11% | 0.40 | 1,148 | 3% | 5.27 | 43 | 97.8% | 347,800 | -1.7% | 367,750 | 2.2% | 394,731 | 4.5% | 260.5 |
| May-17 | 296 | 8% | 706 | 11% | 0.42 | 1,266 | 4% | 4.28 | 43 | 97.4% | 352,000 | -1.3% | 370,000 | 0.0% | 389,928 | 0.6% | 263.7 |
| Jun-17 | 285 | 1% | 619 | 5% | 0.46 | 1,290 | 6% | 4.53 | 37 | 97.3% | 348,700 | -2.4% | 360,000 | -1.9% | 381,106 | -1.4% | 261.2 |
| Jul-17 | 224 | -15% | 553 | 10% | 0.41 | 1,321 | 13% | 5.90 | 41 | 96.8% | 344,500 | -3.0% | 367,000 | -4.4% | 380,183 | -6.1% | 258.1 |
| Aug-17 | 225 | -10% | 553 | -1% | 0.41 | 1,315 | 12% | 5.84 | 45 | 97.5% | 347,400 | -1.4% | 365,000 | -2.9% | 375,842 | -2.8% | 260.2 |
| Sep-17 | 182 | -24% | 537 | 2% | 0.34 | 1,308 | 19% | 7.19 | 45 | 97.0% | 345,100 | -1.7% | 364,500 | 1.2% | 385,248 | -0.6% | 258.5 |
| Oct-17 | 213 | -2% | 471 | -8% | 0.45 | 1,202 | 13% | 5.64 | 47 | 97.0% | 340,200 | -2.7% | 353,500 | -3.9% | 357,466 | -7.0% | 254.8 |
| Nov-17 | 196 | 12% | 384 | -3% | 0.51 | 1,105 | 11% | 6.54 | 52 | 96.6% | 339,100 | -0.8% | 356,250 | -2.4% | 373,329 | -3.8% | 254.0 |
| Dec-17 | 144 | 10% | 190 | -23% | 0.76 | 887 | 5% | 6.16 | 58 | 96.2% | 332,100 | -3.7% | 364,950 | 5.8% | 377,163 | 4.7% | 248.8 |
| 2018 | 2,473 | -5% | 5,965 | 0% | 0.41 | 1,150 | 8% | 5.58 | 45 | 97.1% | 345,408 | -1.6% | 363,500 | -1.2% | 379,882 | -1.3% | 258.7 |
| Jan-18 | 151 | 12% | 340 | -24% | 0.44 | 855 | -7% | 5.66 | 61 | 96.9% | 337,700 | -3.8% | 352,000 | 3.5% | 369,031 | 0.6% | 253.0 |
| Feb-18 | 140 | -13% | 336 | -15% | 0.42 | 894 | -6% | 6.39 | 53 | 96.6% | 343,800 | -0.9% | 350,000 | -2.6% | 367,727 | -1.5% | 257.5 |
| Mar-18 | 162 | -17% | 418 | -26% | 0.39 | 956 | -13% | 5.90 | 53 | 96.9% | 349,000 | -0.3% | 353,950 | -5.6% | 371,204 | -5.6% | 261.4 |
| Apr-18 | 254 | 17% | 474 | -14% | 0.54 | 994 | -13% | 3.91 | 50 | 97.0% | 345,800 | -0.6% | 340,500 | -7.4% | 365,878 | -7.3% | 259.0 |
| May-18 | 257 | -13% | 589 | -17% | 0.44 | 1,114 | -12% | 4.33 | 39 | 97.3% | 350,100 | -0.5% | 357,400 | -3.4% | 370,723 | -4.9% | 262.2 |
| Jun-18 | 235 | -18% | 551 | -11% | 0.43 | 1,201 | -7% | 5.11 | 40 | 97.2% | 337,900 | -3.1% | 363,000 | 0.8% | 373,868 | -1.9% | 253.1 |
| Jul-18 | 261 | 17% | 470 | -15% | 0.56 | 1,178 | -11% | 4.51 | 45 | 97.1% | 345,800 | 0.4% | 357,000 | -2.7% | 384,427 | 1.1% | 259.0 |

SASKATOON

| | Sales | Y/Y% | New Listings | Y/Y% | S/NL Ratio | Inventory | Y/Y% | Months of Supply | DOM | SP/LP | Benchmark Price | Y/Y% | Median Price | Y/Y% | Average Price | Y/Y% | Index |
|-------------|--------------|-------------|--------------|-------------|-------------|--------------|-------------|------------------|-----------|--------------|-----------------|--------------|----------------|-------------|----------------|-------------|--------------|
| Jan-19 | 135 | -11% | 347 | 2% | 0.39 | 841 | -2% | 6.23 | 60 | 96.1% | 331,800 | -1.7% | 329,000 | -6.5% | 342,433 | -7.2% | 248.5 |
| Feb-19 | 162 | 16% | 304 | -10% | 0.53 | 834 | -7% | 5.15 | 51 | 97.3% | 338,000 | -1.7% | 359,450 | 2.7% | 368,841 | 0.3% | 253.2 |
| Mar-19 | 168 | 4% | 448 | 7% | 0.38 | 936 | -2% | 5.57 | 52 | 96.8% | 338,900 | -2.9% | 351,000 | -0.8% | 358,891 | -3.3% | 253.9 |
| Apr-19 | 254 | 0% | 489 | 3% | 0.52 | 1,017 | 2% | 4.00 | 52 | 97.4% | 344,000 | -0.5% | 370,000 | 8.7% | 378,884 | 3.6% | 257.7 |
| May-19 | 289 | 12% | 624 | 6% | 0.46 | 1,147 | 3% | 3.97 | 41 | 97.4% | 345,200 | -1.4% | 360,000 | 0.7% | 373,428 | 0.7% | 258.6 |
| Jun-19 | 266 | 13% | 526 | -5% | 0.51 | 1,186 | -1% | 4.46 | 41 | 97.0% | 341,500 | 1.1% | 357,725 | -1.5% | 377,885 | 1.1% | 255.8 |
| Jul-19 | 253 | -3% | 513 | 9% | 0.49 | 1,179 | 0% | 4.66 | 42 | 97.1% | 346,600 | 0.2% | 369,900 | 3.6% | 383,743 | -0.2% | 259.6 |
| Aug-19 | 207 | -6% | 495 | 4% | 0.42 | 1,217 | 4% | 5.88 | 47 | 96.8% | 347,400 | 1.3% | 361,900 | 2.7% | 367,701 | -1.5% | 260.2 |
| Sep-19 | 216 | 18% | 497 | 16% | 0.43 | 1,180 | 3% | 5.46 | 47 | 96.7% | 341,200 | -0.8% | 365,000 | 8.0% | 396,140 | 13.1% | 255.6 |
| Oct-19 | 199 | 5% | 415 | 8% | 0.48 | 1,088 | 4% | 5.47 | 46 | 97.2% | 342,100 | -1.2% | 350,000 | -3.0% | 361,322 | -2.9% | 256.3 |
| Nov-19 | 183 | 32% | 303 | -13% | 0.60 | 986 | -2% | 5.39 | 50 | 97.0% | 336,600 | -0.2% | 372,000 | 1.1% | 364,855 | -3.6% | 252.1 |
| Dec-19 | 138 | 17% | 198 | -1% | 0.70 | 805 | -2% | 5.83 | 61 | 96.2% | 337,200 | -1.3% | 361,100 | 2.4% | 369,186 | -2.7% | 252.6 |
| 2020 | 2,470 | 7% | 5,159 | 3% | 0.48 | 1,035 | 0% | 5.03 | 48 | 97.0% | 340,875 | -0.8% | 361,250 | 2.3% | 372,201 | 0.2% | 255.3 |
| Jan-20 | 159 | 18% | 377 | 9% | 0.42 | 847 | 1% | 5.33 | 63 | 97.0% | 348,400 | 5.0% | 359,500 | 9.3% | 364,475 | 6.4% | 261.0 |
| Feb-20 | 151 | -7% | 311 | 2% | 0.49 | 877 | 5% | 5.81 | 62 | 96.6% | 350,100 | 3.6% | 360,000 | 0.2% | 363,744 | -1.4% | 262.2 |
| Mar-20 | 194 | 15% | 402 | -10% | 0.48 | 905 | -3% | 4.66 | 51 | 97.2% | 348,400 | 2.8% | 369,200 | 5.2% | 379,224 | 5.7% | 261.0 |
| Apr-20 | 152 | -40% | 314 | -36% | 0.48 | 884 | -13% | 5.82 | 48 | 96.3% | 345,800 | 0.5% | 340,000 | -8.1% | 380,204 | 0.3% | 259.0 |
| May-20 | 241 | -17% | 517 | -17% | 0.47 | 967 | -16% | 4.01 | 43 | 97.1% | 353,000 | 2.3% | 369,000 | 2.5% | 389,632 | 4.3% | 264.4 |
| Jun-20 | 375 | 41% | 561 | 7% | 0.67 | 957 | -19% | 2.55 | 38 | 97.8% | 352,100 | 3.1% | 370,000 | 3.4% | 371,657 | -1.6% | 263.7 |
| Jul-20 | 385 | 52% | 556 | 8% | 0.69 | 933 | -21% | 2.42 | 38 | 97.9% | 363,100 | 4.8% | 384,900 | 4.1% | 392,977 | 2.4% | 272.0 |
| Aug-20 | 344 | 66% | 530 | 7% | 0.65 | 910 | -25% | 2.65 | 39 | 97.8% | 361,400 | 4.0% | 364,250 | 0.6% | 389,338 | 5.9% | 270.7 |
| Sep-20 | 317 | 47% | 548 | 10% | 0.58 | 911 | -23% | 2.87 | 35 | 97.5% | 363,700 | 6.6% | 377,900 | 3.5% | 390,820 | -1.3% | 272.4 |
| Oct-20 | 317 | 59% | 394 | -5% | 0.80 | 803 | -26% | 2.53 | 38 | 97.4% | 356,500 | 4.2% | 365,000 | 4.3% | 389,882 | 7.9% | 267.0 |
| Nov-20 | 248 | 36% | 280 | -8% | 0.89 | 650 | -34% | 2.62 | 37 | 97.4% | 359,500 | 6.8% | 357,300 | -4.0% | 370,731 | 1.6% | 269.3 |
| Dec-20 | 195 | 41% | 196 | -1% | 0.99 | 489 | -39% | 2.51 | 40 | 97.7% | 365,100 | 8.3% | 363,000 | 0.5% | 373,427 | 1.1% | 273.5 |
| 2021 | 3,078 | 25% | 4,986 | -3% | 0.62 | 844 | -18% | 3.29 | 42 | 97.4% | 355,592 | 4.3% | 367,500 | 1.7% | 381,735 | 2.6% | 266.4 |
| Jan-21 | 189 | 19% | 309 | -18% | 0.61 | 504 | -40% | 2.67 | 47 | 97.8% | 365,800 | 5.0% | 360,000 | 0.1% | 387,264 | 6.3% | 274.0 |
| Feb-21 | 227 | 50% | 318 | 2% | 0.71 | 524 | -40% | 2.31 | 39 | 98.5% | 378,200 | 8.0% | 382,000 | 6.1% | 410,810 | 12.9% | 283.3 |
| Mar-21 | 384 | 98% | 568 | 41% | 0.68 | 604 | -33% | 1.57 | 25 | 99.0% | 381,700 | 9.6% | 390,500 | 5.8% | 408,749 | 7.8% | 285.9 |
| Apr-21 | 390 | 157% | 632 | 101% | 0.62 | 717 | -19% | 1.84 | 28 | 99.5% | 386,700 | 11.8% | 399,450 | 17.5% | 412,290 | 8.4% | 289.7 |
| May-21 | 395 | 64% | 625 | 21% | 0.63 | 798 | -17% | 2.02 | 28 | 99.1% | 391,900 | 11.0% | 405,000 | 9.8% | 426,732 | 9.5% | 293.6 |
| Jun-21 | 383 | 2% | 567 | 1% | 0.68 | 818 | -15% | 2.14 | 29 | 99.1% | 395,500 | 12.3% | 394,900 | 6.7% | 417,968 | 12.5% | 296.3 |
| Jul-21 | 302 | -22% | 493 | -11% | 0.61 | 849 | -9% | 2.81 | 31 | 98.9% | 393,700 | 8.4% | 389,150 | 1.1% | 416,806 | 6.1% | 294.9 |
| Aug-21 | 309 | -10% | 473 | -11% | 0.65 | 813 | -11% | 2.63 | 32 | 98.3% | 389,600 | 7.8% | 395,000 | 8.4% | 404,260 | 3.8% | 291.8 |
| Sep-21 | 254 | -20% | 406 | -26% | 0.63 | 790 | -13% | 3.11 | 38 | 98.1% | 389,700 | 7.1% | 374,150 | -1.0% | 395,990 | 1.3% | 291.9 |
| Oct-21 | 296 | -7% | 373 | -5% | 0.79 | 698 | -13% | 2.36 | 39 | 98.2% | 387,100 | 8.6% | 390,000 | 6.8% | 414,724 | 6.4% | 290.0 |
| Nov-21 | 289 | 17% | 239 | -15% | 1.21 | 524 | -19% | 1.81 | 44 | 98.0% | 391,900 | 9.0% | 400,000 | 12.0% | 428,029 | 15.5% | 293.6 |
| Dec-21 | 183 | -6% | 182 | -7% | 1.01 | 400 | -18% | 2.19 | 38 | 98.3% | 397,100 | 8.8% | 378,000 | 4.1% | 409,073 | 9.5% | 297.5 |
| 2022 | 3,601 | 17% | 5,185 | 4% | 0.69 | 670 | -21% | 2.23 | 33 | 98.7% | 387,408 | 8.9% | 390,000 | 6.1% | 412,533 | 8.1% | 290.2 |
| Jan-22 | 147 | -22% | 233 | -25% | 0.63 | 407 | -19% | 2.77 | 43 | 98.0% | 397,600 | 8.7% | 387,500 | 7.6% | 423,923 | 9.5% | 297.8 |
| Feb-22 | 190 | -16% | 329 | 3% | 0.58 | 476 | -9% | 2.51 | 35 | 99.1% | 405,700 | 7.3% | 405,000 | 6.0% | 421,377 | 2.6% | 303.9 |
| Mar-22 | 290 | -24% | 435 | -23% | 0.67 | 526 | -13% | 1.81 | 34 | 99.2% | 411,200 | 7.7% | 414,250 | 6.1% | 432,024 | 5.7% | 308.0 |
| Apr-22 | 274 | -30% | 412 | -35% | 0.67 | 578 | -19% | 2.11 | 29 | 99.9% | 412,400 | 6.6% | 405,050 | 1.4% | 427,649 | 3.7% | 308.9 |
| May-22 | 310 | -22% | 533 | -15% | 0.58 | 661 | -17% | 2.13 | 27 | 100.3% | 423,900 | 8.2% | 416,000 | 2.7% | 445,091 | 4.3% | 317.5 |
| Jun-22 | 339 | -11% | 581 | 2% | 0.58 | 727 | -11% | 2.14 | 25 | 100.3% | 423,500 | 7.1% | 426,000 | 7.9% | 460,088 | 10.1% | 317.2 |
| Jul-22 | 258 | -15% | 478 | -3% | 0.54 | 779 | -8% | 3.02 | 27 | 99.7% | 427,200 | 8.5% | 414,750 | 6.6% | 437,945 | 5.1% | 320.0 |
| Aug-22 | 288 | -7% | 439 | -7% | 0.66 | 744 | -8% | 2.58 | 31 | 98.5% | 415,400 | 6.6% | 420,000 | 6.3% | 445,959 | 10.3% | 311.2 |
| Sep-22 | 208 | -18% | 405 | 0% | 0.51 | 760 | -4% | 3.65 | 36 | 97.7% | 408,700 | 4.9% | 420,065 | 12.3% | 439,333 | 10.9% | 306.1 |
| Oct-22 | 194 | -34% | 324 | -13% | 0.60 | 720 | 3% | 3.71 | 40 | 97.4% | 409,800 | 5.9% | 378,500 | -2.9% | 394,906 | -4.8% | 307.0 |
| Nov-22 | 166 | -43% | 273 | 14% | 0.61 | 670 | 28% | 4.04 | 41 | 97.2% | 400,400 | 2.2% | 384,700 | -3.8% | 404,477 | -5.5% | 299.9 |
| Dec-22 | 143 | -22% | 143 | -21% | 1.00 | 534 | 34% | 3.73 | 45 | 96.9% | 390,400 | -1.7% | 380,000 | 0.5% | 419,841 | 2.6% | 292.4 |
| 2023 | 2,807 | -22% | 4,585 | -12% | 0.61 | 632 | -8% | 2.70 | 33 | 99.0% | 410,517 | 6.0% | 410,000 | 5.1% | 432,985 | 5.0% | 307.5 |
| Jan-23 | 120 | -18% | 236 | 1% | 0.51 | 536 | 32% | 4.47 | 47 | 97.6% | 405,600 | 2.0% | 392,750 | 1.4% | 415,305 | -2.0% | 303.8 |
| Feb-23 | 146 | -23% | 257 | -22% | 0.57 | 562 | 18% | 3.85 | 47 | 98.2% | 409,400 | 0.9% | 409,500 | 1.1% | 421,695 | 0.1% | 306.7 |
| Mar-23 | 247 | -15% | 375 | -14% | 0.66 | 584 | 11% | 2.36 | 43 | 98.6% | 418,900 | 1.9% | 417,000 | 0.7% | 444,407 | 2.9% | 313.8 |
| Apr-23 | 247 | -10% | 407 | -1% | 0.61 | 640 | 11% | 2.59 | 39 | 98.5% | 417,100 | 1.1% | 418,000 | 3.2% | 432,682 | 1.2% | 312.4 |
| May-23 | 320 | 3% | 461 | -14% | 0.69 | 657 | -1% | 2.05 | 31 | 99.5% | 426,000 | 0.5% | 432,450 | 4.0% | 468,554 | 5.3% | 319.1 |
| Jun-23 | 321 | -5% | 524 | -10% | 0.61 | 699 | -4% | 2.18 | 32 | 98.9% | 426,900 | 0.8% | 444,000 | 4.2% | 472,792 | 2.8% | 319.8 |
| Jul-23 | 289 | 12% | 442 | -8% | 0.65 | 727 | -7% | 2.52 | 35 | 99.2% | 430,700 | 0.8% | 425,000 | 2.5% | 444,652 | 1.5% | 322.6 |
| Aug-23 | 310 | 8% | 416 | -5% | 0.75 | 681 | -8% | 2.20 | 34 | 99.1% | 423,000 | 1.8% | 420,000 | 0.0% | 439,502 | -1.4% | 316.9 |
| Sep-23 | 220 | 6% | 398 | -2% | 0.55 | 697 | -8% | 3.17 | 36 | 98.9% | 428,000 | 4.7% | 434,950 | 3.5% | 444,568 | 1.2% | 320.6 |
| Oct-23 | 247 | 27% | 330 | 2% | 0.75 | 618 | -14% | 2.50 | 34 | 98.6% | 428,500 | 4.6% | 430,000 | 13.6% | 442,160 | 12.0% | 321.0 |
| Nov-23 | 191 | 15% | 263 | -4% | 0.73 | 569 | -15% | 2.98 | 38 | 98.2% | 424,200 | 5.9% | 414,500 | 7.7% | 432,992 | 7.0% | 317.8 |
| Dec-23 | 128 | -10% | 147 | 3% | 0.87 | 476 | -11% | 3.72 | 47 | 98.4% | 418,200 | 7.1% | 435,500 | 14.6% | 443,796 | 5.7% | 313.3 |
| 2023 | 2,786 | -1% | 4,256 | -7% | 0.65 | 621 | -2% | 2.67 | 37 | 98.8% | 421,375 | 2.6% | 425,000 | 3.7% | 445,450 | 2.9% | 315.7 |
| Jan-24 | 150 | 25% | 235 | 0% | 0.64 | 460 | -14% | 3.07 | 46 | 98.4% | 426,400 | 5.1% | 420,500 | 7.1% | 447,278 | 7.7% | 319.4 |
| Feb-24 | 178 | 22% | 255 | -1% | 0.70 | 467 | -17% | 2.62 | 47 | 98.6% | 433,600 | 5.9% | 415,750 | 1.5% | 416,971 | -1.1% | 324.8 |
| Mar-24 | 217 | -12% | 322 | -14% | 0.67 | 499 | -15% | 2.30 | 43 | 99.4% | 444,300 | 6.1% | 464,900 | 11.5% | 475,579 | 7.0% | 332.8 |
| Apr-24 | 298 | 21% | 442 | 9% | 0.67 | 534 | -17% | 1.79 | 33 | 100.0% | 449,000 | 7.6% | 458,450 | 9.7% | 466,823 | 7.9% | 336.3 |
| May-24 | 335 | 5% | 495 | 7% | 0.68 | 560 | -15% | 1.67 | 30 | 100.5% | 455,000 | 6.8% | 465,000 | 7.5% | 474,998 | 1.4% | 340.8 |
| Jun-24 | 314 | -2% | 392 | -25% | 0.80 | 519 | -26% | 1.65 | 33 | 100.3% | 462,600 | 8.4% | 474,950 | 7.0% | 487,377 | 3.1% | 346.5 |
| Jul-24 | 306 | 6% | 445 | 1% | 0.69 | 513 | -29% | 1.68 | 29 | 100.3% | 466,700 | 8.4% | 474,900 | 11.7% | 496,749 | 11.7% | 349.6 |
| Aug-24</ | | | | | | | | | | | | | | | | | |