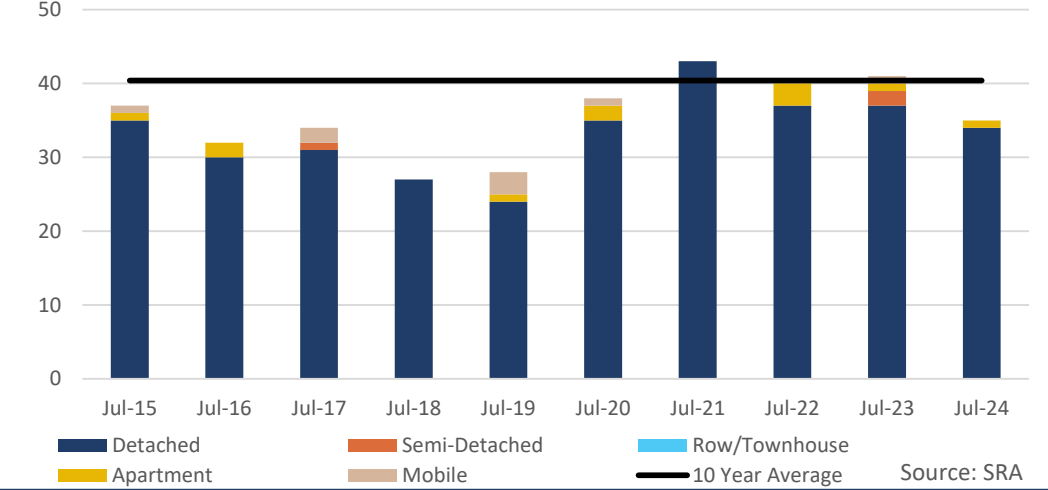




Monthly Sales Comparison





SALES

39

↓ 17.0% Y/Y | ↑ 12.4% YTD

VS. 10-YEAR AVERAGE

↓ 3.5% | ↑ 8.2% YTD



NEW LISTINGS

66


↓ 18.5% Y/Y | ↓ 9.3% YTD

VS. 10-YEAR AVERAGE


↓ 20.0% | ↓ 24.2% YTD

TOTAL RESIDENTIAL AVERAGE PRICE

\$ 219,418 ↑ **12.0%** Y/Y



Monthly trend*



INVENTORY

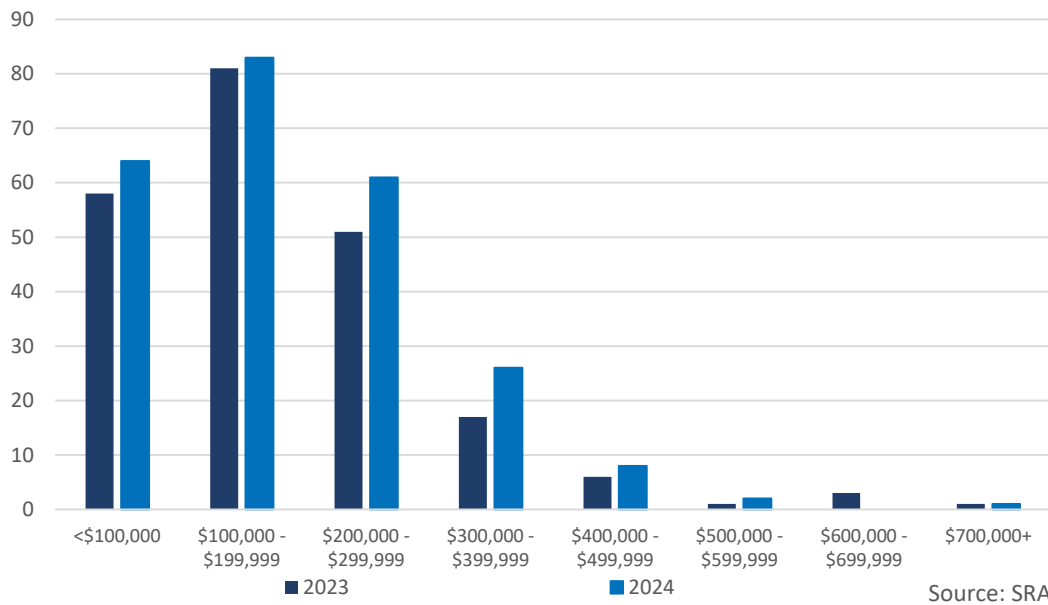
227

↓ 25.1% Y/Y | Monthly trend* →

VS. 10-YEAR AVERAGE

↓ 42.5% | ↓ 43.5% YTD

Residential Sales by Price Range




MONTHS OF SUPPLY

5.82

↓ 9.7% Y/Y | Monthly trend* →

VS. 10-YEAR AVERAGE

↓ 43.7% | ↓ 50.2% YTD



CENSUS DIVISION 14 - JULY 2024

July 2024

| | Sales | | New Listings | | Inventory | | Months of Supply | | DOM | Avg Price | |
|--------------------------|-----------|-------------|--------------|-------------|------------|-------------|------------------|-------------|-----------|------------------|------------|
| | Actual | Y/Y% | Actual | Y/Y% | Actual | Y/Y% | Actual | Y/Y% | Actual | Actual | Y/Y% |
| Detached | 34 | -8% | 52 | -20% | 147 | -35% | 4.32 | -29% | 57 | \$205,612 | 17% |
| Semi-Detached | 0 | -100% | 1 | 0% | 1 | 0% | - | - | - | - | - |
| Row/Townhouse | 0 | - | 1 | - | 6 | - | - | - | - | - | - |
| Apartment | 1 | 0% | 1 | -67% | 7 | -13% | 7.00 | -13% | 310 | \$170,000 | 431% |
| Acreage | 4 | -33% | 9 | 0% | 55 | -5% | 13.75 | 42% | 69 | \$349,125 | 7% |
| Mobile | 0 | -100% | 2 | -33% | 8 | 14% | - | - | - | - | - |
| Mutli-Family | 0 | - | 0 | - | 3 | 0% | - | - | - | - | - |
| Total Residential | 39 | -17% | 66 | -19% | 227 | -25% | 5.82 | -10% | 65 | \$219,418 | 12% |

10-Year Averages

| | Sales | | New Listings | | Inventory | | Months of Supply | | DOM | Avg Price | |
|-------------------|-------|-------|--------------|-------|-----------|-------|------------------|-------|-----|-----------|-------|
| | Avg | %Diff | Avg | %Diff | Avg | %Diff | Avg | %Diff | Avg | Avg | %Diff |
| Total Residential | 40 | -3% | 83 | -20% | 395 | -42% | 10.35 | -44% | 95 | \$169,706 | 29% |

Year-to-Date

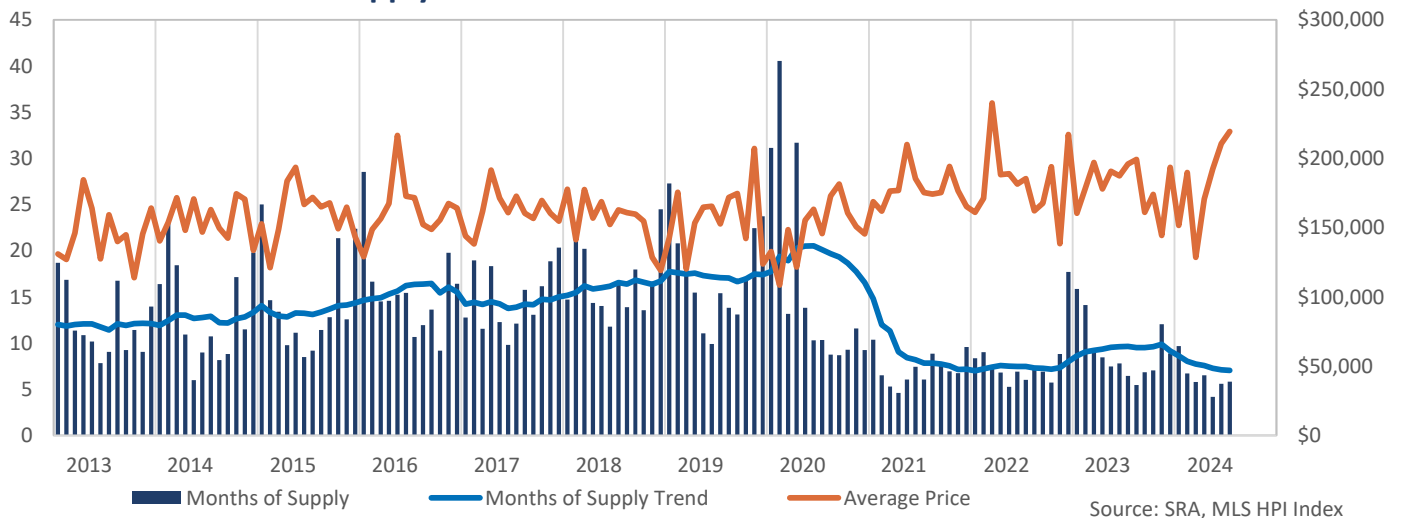
July 2024

| | Sales | | New Listings | | Inventory | | Months of Supply | | DOM | Avg Price | |
|--------------------------|------------|------------|--------------|------------|------------|-------------|------------------|-------------|-----------|------------------|------------|
| | Actual | Y/Y% | Actual | Y/Y% | Actual | Y/Y% | Actual | Y/Y% | Actual | Actual | Y/Y% |
| Detached | 192 | 18% | 270 | -15% | 144 | -25% | 5.25 | -37% | 79 | \$183,953 | 5% |
| Semi-Detached | 4 | -20% | 5 | 0% | 1 | 40% | 1.75 | 75% | 37 | \$250,588 | 8% |
| Row/Townhouse | 1 | 0% | 6 | 500% | 3 | - | 18.00 | - | 18 | \$108,500 | -40% |
| Apartment | 15 | -25% | 10 | -52% | 9 | -36% | 4.07 | -14% | 126 | \$121,427 | 10% |
| Acreage | 23 | -8% | 64 | 14% | 44 | -24% | 13.30 | -17% | 129 | \$274,065 | -15% |
| Mobile | 5 | 67% | 10 | 0% | 6 | -24% | 8.40 | -54% | 141 | \$80,100 | -27% |
| Mutli-Family | 5 | 400% | 7 | 600% | 2 | -32% | 3.40 | -86% | 15 | \$40,800 | -90% |
| Total Residential | 245 | 12% | 372 | -9% | 208 | -24% | 5.96 | -33% | 86 | \$184,323 | -1% |

10-Year Averages

| | Sales | | New Listings | | Inventory | | Months of Supply | | DOM | Avg Price | |
|-------------------|-------|-------|--------------|-------|-----------|-------|------------------|-------|-----|-----------|-------|
| | Avg | %Diff | Avg | %Diff | Avg | %Diff | Avg | %Diff | Avg | Avg | %Diff |
| Total Residential | 226 | 8% | 491 | -24% | 369 | -43% | 11.95 | -50% | 106 | \$167,895 | 10% |

Residential Months of Supply and Price



| CENSUS DIVISION 14 | | | | | | | | | | | | | | |
|--------------------|------------|-------------|--------------|------------|-------------|------------|-------------|------------------|------------|--------------|----------------|--------------|----------------|--------------|
| | Sales | Y/Y% | New Listings | Y/Y% | S/NL Ratio | Inventory | Y/Y% | Months of Supply | DOM | SP/LP | Median Price | Y/Y% | Average Price | Y/Y% |
| Jan-13 | 17 | 0% | 29 | -41% | 0.59 | 318 | -21% | 18.71 | 112 | 91.7% | 123,500 | -14.8% | 130,997 | -7.2% |
| Feb-13 | 19 | -14% | 55 | -19% | 0.35 | 320 | -23% | 16.84 | 121 | 95.0% | 130,000 | -6.0% | 126,989 | -8.6% |
| Mar-13 | 28 | -33% | 50 | 6% | 0.56 | 318 | -19% | 11.36 | 132 | 93.7% | 134,000 | 45.3% | 146,201 | 36.7% |
| Apr-13 | 31 | -24% | 87 | -15% | 0.36 | 337 | -19% | 10.87 | 99 | 93.4% | 181,000 | 0.6% | 184,500 | 1.5% |
| May-13 | 39 | -7% | 132 | 35% | 0.30 | 396 | -9% | 10.15 | 96 | 93.6% | 147,000 | 1.4% | 163,788 | 14.4% |
| Jun-13 | 48 | 26% | 64 | -14% | 0.75 | 375 | -15% | 7.81 | 84 | 94.3% | 125,000 | 7.8% | 127,507 | 2.2% |
| Jul-13 | 42 | 27% | 71 | -10% | 0.59 | 380 | -11% | 9.05 | 58 | 94.1% | 164,500 | 41.8% | 159,238 | 29.2% |
| Aug-13 | 23 | -50% | 74 | 4% | 0.31 | 385 | -5% | 16.74 | 82 | 94.2% | 142,000 | 31.5% | 140,039 | 18.8% |
| Sep-13 | 39 | 5% | 57 | -30% | 0.68 | 360 | -13% | 9.23 | 112 | 92.8% | 155,000 | -3.1% | 144,781 | -12.5% |
| Oct-13 | 30 | -29% | 66 | -1% | 0.45 | 342 | -10% | 11.40 | 95 | 93.9% | 112,875 | -25.5% | 113,915 | -32.8% |
| Nov-13 | 34 | -15% | 30 | -19% | 1.13 | 307 | -13% | 9.03 | 80 | 94.1% | 149,800 | 26.5% | 145,475 | 11.4% |
| Dec-13 | 21 | -9% | 33 | 27% | 0.64 | 293 | -11% | 13.95 | 110 | 92.4% | 135,000 | 8.4% | 164,114 | 27.4% |
| 2013 | 371 | -12% | 748 | -7% | 0.50 | 344 | -14% | 11.13 | 95 | 93.6% | 142,000 | 5.2% | 146,432 | 4.9% |
| Jan-14 | 21 | 24% | 84 | 190% | 0.25 | 344 | 8% | 16.38 | 96 | 90.1% | 145,000 | 17.4% | 140,405 | 7.2% |
| Feb-14 | 15 | -21% | 50 | -9% | 0.30 | 348 | 9% | 23.20 | 102 | 93.3% | 117,500 | -9.6% | 153,683 | 21.0% |
| Mar-14 | 21 | -25% | 81 | 62% | 0.26 | 387 | 22% | 18.43 | 87 | 92.5% | 170,000 | 26.9% | 171,631 | 17.4% |
| Apr-14 | 35 | 13% | 59 | -32% | 0.59 | 382 | 13% | 10.91 | 97 | 94.0% | 142,000 | -21.5% | 148,191 | -19.7% |
| May-14 | 62 | 59% | 110 | -17% | 0.56 | 372 | -6% | 6.00 | 99 | 93.9% | 162,750 | 10.7% | 170,779 | 4.3% |
| Jun-14 | 44 | -8% | 97 | 52% | 0.45 | 395 | 5% | 8.98 | 89 | 92.0% | 116,500 | -6.8% | 146,702 | 15.1% |
| Jul-14 | 38 | -10% | 79 | 11% | 0.48 | 407 | 7% | 10.71 | 74 | 94.1% | 130,250 | -20.8% | 163,028 | 2.4% |
| Aug-14 | 47 | 104% | 57 | -23% | 0.82 | 384 | 0% | 8.17 | 95 | 93.5% | 133,000 | -6.3% | 149,705 | 6.9% |
| Sep-14 | 43 | 10% | 74 | 30% | 0.58 | 379 | 5% | 8.81 | 78 | 93.3% | 133,000 | -14.2% | 142,316 | -1.7% |
| Oct-14 | 21 | -30% | 52 | -21% | 0.40 | 360 | 5% | 17.14 | 102 | 95.4% | 140,000 | 24.0% | 174,500 | 53.2% |
| Nov-14 | 30 | -12% | 44 | 47% | 0.68 | 344 | 12% | 11.47 | 111 | 94.2% | 161,000 | 7.5% | 170,482 | 17.2% |
| Dec-14 | 17 | -19% | 37 | 12% | 0.46 | 337 | 15% | 19.82 | 136 | 93.8% | 109,000 | -19.3% | 133,662 | -18.6% |
| 2014 | 394 | 6% | 824 | 10% | 0.48 | 370 | 7% | 11.27 | 95 | 93.4% | 142,000 | 0.0% | 156,066 | 6.6% |
| Jan-15 | 13 | -38% | 43 | -49% | 0.30 | 325 | -6% | 25.00 | 113 | 95.0% | 135,000 | -6.9% | 152,623 | 8.7% |
| Feb-15 | 22 | 47% | 38 | -24% | 0.58 | 322 | -7% | 14.64 | 147 | 92.0% | 139,000 | 18.3% | 121,105 | -21.2% |
| Mar-15 | 24 | 14% | 51 | -37% | 0.47 | 321 | -17% | 13.38 | 126 | 93.2% | 143,500 | -15.6% | 148,735 | -13.3% |
| Apr-15 | 36 | 3% | 89 | 51% | 0.40 | 352 | -8% | 9.78 | 100 | 92.7% | 151,750 | 6.9% | 183,549 | 23.9% |
| May-15 | 34 | -45% | 101 | -8% | 0.34 | 378 | 2% | 11.12 | 86 | 93.4% | 189,001 | 16.1% | 193,435 | 13.3% |
| Jun-15 | 45 | 2% | 79 | -19% | 0.57 | 382 | -3% | 8.49 | 98 | 94.1% | 170,000 | 45.9% | 166,818 | 13.7% |
| Jul-15 | 42 | 11% | 84 | 6% | 0.50 | 385 | -5% | 9.17 | 67 | 95.2% | 182,000 | 39.7% | 171,778 | 5.4% |
| Aug-15 | 34 | -28% | 72 | 26% | 0.47 | 388 | 1% | 11.41 | 93 | 95.0% | 162,500 | 22.2% | 164,971 | 10.2% |
| Sep-15 | 30 | -30% | 67 | -9% | 0.45 | 384 | 1% | 12.80 | 88 | 93.9% | 163,750 | 23.1% | 167,940 | 18.0% |
| Oct-15 | 17 | -19% | 44 | -15% | 0.39 | 363 | 1% | 21.35 | 84 | 93.5% | 155,000 | 10.7% | 149,276 | -14.5% |
| Nov-15 | 30 | 0% | 70 | 59% | 0.43 | 377 | 10% | 12.57 | 122 | 92.1% | 145,000 | -9.9% | 164,805 | -3.3% |
| Dec-15 | 16 | -6% | 22 | -41% | 0.73 | 358 | 6% | 22.38 | 127 | 93.5% | 158,500 | 45.4% | 143,294 | 7.2% |
| 2015 | 343 | -13% | 760 | -8% | 0.45 | 361 | -2% | 12.64 | 100 | 93.7% | 159,500 | 12.3% | 164,857 | 5.6% |
| Jan-16 | 13 | 0% | 46 | 7% | 0.28 | 371 | 14% | 28.54 | 92 | 89.6% | 127,500 | -5.6% | 128,962 | -15.5% |
| Feb-16 | 23 | 5% | 53 | 39% | 0.43 | 383 | 19% | 16.65 | 78 | 90.9% | 134,900 | -2.9% | 148,670 | 22.8% |
| Mar-16 | 27 | 13% | 70 | 37% | 0.39 | 392 | 22% | 14.52 | 138 | 94.1% | 130,000 | -9.4% | 156,333 | 5.1% |
| Apr-16 | 28 | -22% | 85 | -4% | 0.33 | 408 | 16% | 14.57 | 112 | 92.2% | 193,500 | 27.5% | 167,393 | -8.8% |
| May-16 | 29 | -15% | 102 | 1% | 0.28 | 442 | 17% | 15.24 | 90 | 94.7% | 192,250 | 1.7% | 216,591 | 12.0% |
| Jun-16 | 30 | -33% | 89 | 13% | 0.34 | 463 | 21% | 15.43 | 123 | 93.7% | 150,000 | -11.8% | 172,647 | 3.5% |
| Jul-16 | 42 | 0% | 68 | -19% | 0.62 | 447 | 16% | 10.64 | 94 | 92.0% | 160,000 | -12.1% | 171,654 | -0.1% |
| Aug-16 | 36 | 6% | 65 | -10% | 0.55 | 430 | 11% | 11.94 | 92 | 91.8% | 157,500 | -3.1% | 152,306 | -7.7% |
| Sep-16 | 30 | 0% | 64 | -4% | 0.47 | 409 | 7% | 13.63 | 80 | 92.5% | 134,950 | -17.6% | 148,672 | -11.5% |
| Oct-16 | 41 | 141% | 57 | 30% | 0.72 | 376 | 4% | 9.17 | 86 | 92.5% | 159,000 | 2.6% | 155,577 | 4.2% |
| Nov-16 | 19 | -37% | 63 | -10% | 0.30 | 376 | 0% | 19.79 | 118 | 92.9% | 166,000 | 14.5% | 167,342 | 1.5% |
| Dec-16 | 22 | 38% | 33 | 50% | 0.67 | 361 | 1% | 16.41 | 121 | 92.8% | 163,125 | 2.9% | 164,165 | 14.6% |
| 2016 | 340 | -1% | 795 | 5% | 0.43 | 405 | 12% | 14.29 | 101 | 92.7% | 160,000 | 0.3% | 164,079 | -0.5% |
| Jan-17 | 28 | 115% | 51 | 11% | 0.55 | 357 | -4% | 12.75 | 109 | 90.4% | 128,750 | 1.0% | 143,955 | 11.6% |
| Feb-17 | 19 | -17% | 45 | -15% | 0.42 | 360 | -6% | 18.95 | 116 | 93.2% | 139,000 | 3.0% | 138,211 | -7.0% |
| Mar-17 | 32 | 19% | 72 | 3% | 0.44 | 369 | -6% | 11.53 | 105 | 92.9% | 144,250 | 11.0% | 161,611 | 3.4% |
| Apr-17 | 22 | -21% | 87 | 2% | 0.25 | 403 | -1% | 18.32 | 121 | 93.3% | 170,500 | -11.9% | 191,432 | 14.4% |
| May-17 | 35 | 21% | 97 | -5% | 0.36 | 429 | -3% | 12.26 | 68 | 95.1% | 160,000 | -16.8% | 171,391 | -20.9% |
| Jun-17 | 44 | 47% | 85 | -4% | 0.52 | 431 | -7% | 9.80 | 90 | 94.8% | 161,500 | 7.7% | 160,822 | -6.8% |
| Jul-17 | 36 | -14% | 71 | 4% | 0.51 | 436 | -2% | 12.11 | 122 | 93.6% | 143,750 | -10.2% | 172,683 | 0.6% |
| Aug-17 | 28 | -22% | 62 | -5% | 0.45 | 441 | 3% | 15.75 | 75 | 94.2% | 146,500 | -7.0% | 160,300 | 5.2% |
| Sep-17 | 32 | 7% | 60 | -6% | 0.53 | 418 | 2% | 13.06 | 138 | 92.5% | 155,000 | 14.9% | 156,566 | 5.3% |
| Oct-17 | 26 | -37% | 72 | 26% | 0.36 | 420 | 12% | 16.15 | 103 | 92.7% | 96,250 | -39.5% | 169,535 | 9.0% |
| Nov-17 | 22 | 16% | 54 | -14% | 0.41 | 415 | 10% | 18.86 | 128 | 92.8% | 163,500 | -1.5% | 160,414 | -4.1% |
| Dec-17 | 20 | -9% | 40 | 21% | 0.50 | 407 | 13% | 20.35 | 93 | 92.2% | 133,000 | -18.5% | 154,695 | -5.8% |
| 2017 | 344 | 1% | 796 | 0% | 0.43 | 407 | 1% | 14.20 | 104 | 93.3% | 150,000 | -6.3% | 162,386 | -1.0% |
| Jan-18 | 27 | -4% | 49 | -4% | 0.55 | 397 | 11% | 14.70 | 114 | 92.5% | 134,000 | 4.1% | 177,822 | 23.5% |
| Feb-18 | 18 | -5% | 48 | 7% | 0.38 | 409 | 14% | 22.72 | 130 | 93.1% | 118,500 | -14.7% | 141,217 | 2.2% |
| Mar-18 | 21 | -34% | 65 | -10% | 0.32 | 424 | 15% | 20.19 | 162 | 93.1% | 152,000 | 5.4% | 177,529 | 9.8% |
| Apr-18 | 31 | 41% | 86 | -1% | 0.36 | 445 | 10% | 14.35 | 112 | 94.6% | 163,000 | -4.4% | 156,973 | -18.0% |
| May-18 | 33 | -6% | 89 | -8% | 0.37 | 462 | 8% | 14.00 | 111 | 94.1% | 147,500 | -7.8% | 168,659 | -1.6% |
| Jun-18 | 40 | -9% | 86 | 1% | 0.47 | 471 | 9% | 11.78 | 89 | 93.0% | 140,000 | -13.3% | 152,318 | -5.3% |
| Jul-18 | 29 | -19% | 115 | 62% | 0.25 | 482 | 11% | 16.62 | 112 | 92.7% | 155,000 | 7.8% | 162,845 | -5.7% |
| Aug-18 | 34 | 21% | 60 | -3% | 0.57 | 472 | 7% | 13.88 | 93 | 92.8% | 140,000 | -4.4% | 160,747 | 0.3% |
| Sep-18 | 26 | -19% | 53 | -12% | 0.49 | 467 | 12% | 17.96 | 106 | 92.0% | 145,000 | -6.5% | 159,658 | 2.0% |
| Oct-18 | 33 | 27% | 80 | 11% | 0.41 | 447 | 6% | 13.55 | 100 | 93.5% | 145,000 | 50.6% | 154,618 | -8.8% |
| Nov-18 | 26 | 18% | 43 | -20% | 0.60 | 421 | 1% | 16.19 | 94 | 91.0% | 118,700 | -27.4% | 128,619 | -19.8% |
| Dec-18 | 16 | -20% | 35 | -13% | 0.46 | 392 | -4% | 24.50 | 128 | 90.0% | 115,500 | -13.2% | 119,031 | -23.1% |
| 2018 | 334 | -3% | 809 | 2% | 0.41 | 441 | 8% | 15.84 | 109 | 92.9% | 140,000 | -6.7% | 156,544 | -3.6% |

| CENSUS DIVISION 14 | | | | | | | | | | | | | | |
|--------------------|------------|-------------|--------------|-------------|-------------|------------|-------------|------------------|------------|--------------|----------------|--------------|----------------|--------------|
| | Sales | Y/Y% | New Listings | Y/Y% | S/NL Ratio | Inventory | Y/Y% | Months of Supply | DOM | SP/LP | Median Price | Y/Y% | Average Price | Y/Y% |
| Jan-19 | 15 | -44% | 55 | 12% | 0.27 | 409 | 3% | 27.27 | 129 | 90.0% | 129,999 | -3.0% | 142,527 | -19.8% |
| Feb-19 | 20 | 11% | 46 | -4% | 0.43 | 416 | 2% | 20.80 | 119 | 94.0% | 158,450 | 33.7% | 175,415 | 24.2% |
| Mar-19 | 23 | 10% | 62 | -5% | 0.37 | 432 | 2% | 18.78 | 102 | 92.9% | 105,000 | -30.9% | 120,148 | -32.3% |
| Apr-19 | 30 | -3% | 95 | 10% | 0.32 | 464 | 4% | 15.47 | 163 | 91.3% | 135,000 | -17.2% | 153,310 | -2.3% |
| May-19 | 43 | 30% | 100 | 12% | 0.43 | 476 | 3% | 11.07 | 114 | 90.4% | 135,000 | -8.5% | 164,866 | -2.2% |
| Jun-19 | 48 | 20% | 84 | -2% | 0.57 | 475 | 1% | 9.90 | 104 | 92.9% | 154,000 | 10.0% | 165,527 | 8.7% |
| Jul-19 | 31 | 7% | 98 | -15% | 0.32 | 477 | -1% | 15.39 | 150 | 91.0% | 134,500 | -13.2% | 152,765 | -6.2% |
| Aug-19 | 36 | 6% | 76 | 27% | 0.47 | 498 | 6% | 13.83 | 94 | 93.0% | 166,500 | 18.9% | 171,700 | 6.8% |
| Sep-19 | 36 | 38% | 68 | 28% | 0.53 | 471 | 1% | 13.08 | 108 | 93.6% | 167,500 | 15.5% | 174,618 | 9.4% |
| Oct-19 | 27 | -18% | 60 | -25% | 0.45 | 464 | 4% | 17.19 | 97 | 91.7% | 129,000 | -11.0% | 142,185 | -8.0% |
| Nov-19 | 20 | -23% | 37 | -14% | 0.54 | 449 | 7% | 22.45 | 97 | 91.1% | 159,500 | 34.4% | 207,140 | 61.0% |
| Dec-19 | 18 | 13% | 23 | -34% | 0.78 | 427 | 9% | 23.72 | 99 | 88.3% | 87,000 | -24.7% | 123,806 | 4.0% |
| 2019 | 347 | 4% | 804 | -1% | 0.43 | 455 | 3% | 15.73 | 114 | 91.9% | 142,000 | 1.4% | 159,818 | 2.0% |
| Jan-20 | 14 | -7% | 44 | -20% | 0.32 | 436 | 7% | 31.14 | 179 | 90.5% | 125,000 | -3.8% | 132,671 | -6.9% |
| Feb-20 | 11 | -45% | 35 | -24% | 0.31 | 446 | 7% | 40.55 | 153 | 92.0% | 112,500 | -29.0% | 108,500 | -38.1% |
| Mar-20 | 32 | 39% | 34 | -45% | 0.94 | 421 | -3% | 13.16 | 152 | 92.4% | 131,250 | 25.0% | 148,466 | 23.6% |
| Apr-20 | 13 | -57% | 42 | -56% | 0.31 | 412 | -11% | 31.69 | 160 | 92.7% | 102,000 | -24.4% | 121,615 | -20.7% |
| May-20 | 29 | -33% | 75 | -25% | 0.39 | 401 | -16% | 13.83 | 157 | 93.5% | 155,000 | 14.8% | 155,431 | -5.7% |
| Jun-20 | 40 | -17% | 100 | 19% | 0.40 | 412 | -13% | 10.30 | 115 | 92.9% | 174,500 | 13.3% | 163,338 | -1.3% |
| Jul-20 | 40 | 29% | 92 | -6% | 0.43 | 413 | -13% | 10.33 | 108 | 94.1% | 135,125 | 0.5% | 145,574 | -4.7% |
| Aug-20 | 46 | 28% | 77 | 1% | 0.60 | 402 | -19% | 8.74 | 111 | 93.9% | 134,000 | -19.5% | 172,805 | 0.6% |
| Sep-20 | 45 | 25% | 66 | -3% | 0.68 | 391 | -17% | 8.69 | 92 | 92.7% | 164,000 | -2.1% | 181,420 | 3.9% |
| Oct-20 | 40 | 48% | 58 | -3% | 0.69 | 371 | -20% | 9.28 | 111 | 91.8% | 143,500 | 11.2% | 160,673 | 13.0% |
| Nov-20 | 30 | 50% | 47 | 27% | 0.64 | 347 | -23% | 11.57 | 110 | 92.2% | 144,000 | -9.7% | 150,707 | -27.2% |
| Dec-20 | 35 | 94% | 30 | 30% | 1.17 | 324 | -24% | 9.26 | 134 | 92.0% | 128,500 | 47.7% | 145,347 | 17.5% |
| 2020 | 375 | 8% | 700 | -13% | 0.54 | 398 | -12% | 12.74 | 123 | 92.8% | 140,000 | -1.4% | 155,728 | -2.6% |
| Jan-21 | 31 | 121% | 57 | 30% | 0.54 | 321 | -26% | 10.35 | 132 | 94.8% | 169,900 | 35.9% | 168,761 | 27.2% |
| Feb-21 | 47 | 327% | 55 | 57% | 0.85 | 306 | -31% | 6.51 | 118 | 93.7% | 141,000 | 25.3% | 161,823 | 49.1% |
| Mar-21 | 57 | 78% | 77 | 126% | 0.74 | 301 | -29% | 5.28 | 97 | 93.5% | 160,000 | 21.9% | 176,468 | 18.9% |
| Apr-21 | 62 | 377% | 57 | 36% | 1.09 | 285 | -31% | 4.60 | 103 | 94.7% | 157,000 | 53.9% | 176,865 | 45.4% |
| May-21 | 50 | 72% | 89 | 19% | 0.56 | 303 | -24% | 6.06 | 110 | 96.8% | 189,500 | 22.3% | 209,986 | 35.1% |
| Jun-21 | 43 | 8% | 88 | -12% | 0.49 | 320 | -22% | 7.44 | 82 | 94.6% | 170,000 | -2.6% | 185,416 | 13.5% |
| Jul-21 | 51 | 28% | 67 | -27% | 0.76 | 308 | -25% | 6.04 | 76 | 94.5% | 158,000 | 16.9% | 175,345 | 20.5% |
| Aug-21 | 35 | -24% | 62 | -19% | 0.56 | 310 | -23% | 8.86 | 105 | 95.5% | 148,500 | 10.8% | 174,226 | 0.8% |
| Sep-21 | 38 | -16% | 31 | -53% | 1.23 | 287 | -27% | 7.55 | 117 | 95.2% | 142,500 | -13.1% | 175,287 | -3.4% |
| Oct-21 | 39 | -3% | 49 | -16% | 0.80 | 270 | -27% | 6.92 | 84 | 94.3% | 170,000 | 18.5% | 194,196 | 20.9% |
| Nov-21 | 36 | 20% | 31 | -34% | 1.16 | 243 | -30% | 6.75 | 83 | 91.5% | 117,500 | -18.4% | 176,713 | 17.3% |
| Dec-21 | 24 | -31% | 25 | -17% | 0.96 | 230 | -29% | 9.58 | 127 | 94.0% | 153,750 | 19.6% | 165,250 | 13.6% |
| 2021 | 513 | 37% | 688 | -2% | 0.75 | 290 | -27% | 6.79 | 101 | 94.5% | 157,000 | 12.6% | 179,213 | 15.1% |
| Jan-22 | 27 | -13% | 33 | -42% | 0.82 | 226 | -30% | 8.37 | 108 | 96.9% | 144,000 | -15.2% | 161,115 | -4.5% |
| Feb-22 | 26 | -45% | 50 | -9% | 0.52 | 234 | -24% | 9.00 | 78 | 94.8% | 164,250 | 16.5% | 171,087 | 5.7% |
| Mar-22 | 30 | -47% | 46 | -40% | 0.65 | 223 | -26% | 7.43 | 122 | 96.3% | 182,500 | 14.1% | 239,967 | 36.0% |
| Apr-22 | 36 | -42% | 73 | 28% | 0.49 | 245 | -14% | 6.81 | 110 | 96.6% | 176,250 | 12.3% | 188,264 | 6.4% |
| May-22 | 49 | -2% | 79 | -11% | 0.62 | 257 | -15% | 5.24 | 108 | 96.4% | 163,500 | -13.7% | 188,861 | -10.1% |
| Jun-22 | 41 | -5% | 88 | 0% | 0.47 | 283 | -12% | 6.90 | 82 | 93.9% | 166,500 | -2.1% | 181,373 | -2.2% |
| Jul-22 | 48 | -6% | 70 | 4% | 0.69 | 289 | -6% | 6.02 | 68 | 94.6% | 161,450 | 2.2% | 185,402 | 5.7% |
| Aug-22 | 41 | 17% | 70 | 13% | 0.59 | 292 | -6% | 7.12 | 75 | 94.7% | 135,000 | -9.1% | 162,146 | -6.9% |
| Sep-22 | 43 | 13% | 65 | 110% | 0.66 | 297 | 3% | 6.91 | 70 | 93.8% | 162,500 | 14.0% | 167,567 | -4.4% |
| Oct-22 | 49 | 26% | 56 | 14% | 0.88 | 281 | 4% | 5.73 | 72 | 93.5% | 164,000 | -3.5% | 193,847 | -0.2% |
| Nov-22 | 30 | -17% | 36 | 16% | 0.83 | 264 | 9% | 8.80 | 109 | 92.0% | 119,000 | 1.3% | 138,323 | -21.7% |
| Dec-22 | 14 | -42% | 16 | -36% | 0.88 | 248 | 8% | 17.71 | 99 | 92.5% | 154,000 | 0.2% | 217,304 | 31.5% |
| 2022 | 434 | -15% | 682 | -1% | 0.64 | 262 | -10% | 7.23 | 89 | 94.8% | 157,250 | 0.2% | 181,817 | 1.5% |
| Jan-23 | 16 | -41% | 34 | 3% | 0.47 | 254 | 12% | 15.88 | 92 | 93.4% | 154,000 | 6.9% | 160,303 | -0.5% |
| Feb-23 | 18 | -31% | 29 | -42% | 0.62 | 254 | 9% | 14.11 | 91 | 93.0% | 165,750 | 0.9% | 178,583 | 4.4% |
| Mar-23 | 28 | -7% | 53 | 15% | 0.53 | 262 | 17% | 9.36 | 104 | 95.0% | 158,500 | -13.2% | 196,964 | -17.9% |
| Apr-23 | 32 | -11% | 65 | -11% | 0.49 | 270 | 10% | 8.44 | 108 | 93.6% | 176,500 | 0.1% | 178,031 | -5.4% |
| May-23 | 38 | -22% | 73 | -8% | 0.52 | 284 | 11% | 7.47 | 96 | 95.2% | 180,000 | 10.1% | 190,729 | 1.0% |
| Jun-23 | 39 | -5% | 75 | -15% | 0.52 | 304 | 7% | 7.79 | 75 | 94.3% | 175,000 | 5.1% | 187,449 | 3.3% |
| Jul-23 | 47 | -2% | 81 | 16% | 0.58 | 303 | 5% | 6.45 | 74 | 94.8% | 175,000 | 8.4% | 195,985 | 5.7% |
| Aug-23 | 52 | 27% | 66 | -6% | 0.79 | 284 | -3% | 5.46 | 78 | 93.9% | 185,450 | 37.4% | 199,246 | 22.9% |
| Sep-23 | 40 | -7% | 66 | 2% | 0.61 | 274 | -8% | 6.85 | 88 | 92.6% | 147,500 | -9.2% | 161,025 | -3.9% |
| Oct-23 | 35 | -29% | 35 | -38% | 1.00 | 246 | -12% | 7.03 | 86 | 92.5% | 161,000 | -1.8% | 174,079 | -10.2% |
| Nov-23 | 19 | -37% | 27 | -25% | 0.70 | 229 | -13% | 12.05 | 108 | 91.9% | 125,000 | 5.0% | 144,289 | 4.3% |
| Dec-23 | 24 | 71% | 24 | 50% | 1.00 | 213 | -14% | 8.88 | 96 | 94.4% | 144,950 | -5.9% | 193,613 | -10.9% |
| 2023 | 388 | -11% | 628 | -8% | 0.62 | 265 | 1% | 8.19 | 89 | 93.9% | 166,000 | 5.6% | 183,102 | 0.7% |
| Jan-24 | 21 | 31% | 25 | -26% | 0.84 | 203 | -20% | 9.67 | 123 | 89.7% | 131,500 | -14.6% | 151,667 | -5.4% |
| Feb-24 | 29 | 61% | 30 | 3% | 0.97 | 195 | -23% | 6.72 | 93 | 94.9% | 165,000 | -0.5% | 189,740 | 6.2% |
| Mar-24 | 33 | 18% | 43 | -19% | 0.77 | 191 | -27% | 5.79 | 101 | 93.3% | 90,000 | -43.2% | 128,512 | -34.8% |
| Apr-24 | 32 | 0% | 69 | 6% | 0.46 | 208 | -23% | 6.50 | 115 | 94.9% | 172,500 | -2.3% | 170,641 | -4.2% |
| May-24 | 52 | 37% | 82 | 12% | 0.63 | 217 | -24% | 4.17 | 62 | 94.1% | 192,500 | 6.9% | 192,355 | 0.9% |
| Jun-24 | 39 | 0% | 57 | -24% | 0.68 | 218 | -28% | 5.59 | 77 | 94.6% | 200,000 | 14.3% | 210,529 | 12.3% |
| Jul-24 | 39 | -17% | 66 | -19% | 0.59 | 227 | -25% | 5.82 | 65 | 95.4% | 170,000 | -2.9% | 219,418 | 12.0% |
| Aug-24 | | | | | | | | | | | | | | |
| Sep-24 | | | | | | | | | | | | | | |
| Oct-24 | | | | | | | | | | | | | | |
| Nov-24 | | | | | | | | | | | | | | |
| Dec-24 | | | | | | | | | | | | | | |
| 2024 | 245 | 12% | 372 | -9% | 0.66 | 208 | -24% | 5.96 | 86 | 94.2% | 170,000 | -0.3% | 184,323 | -1.4% |

| CENSUS DIVISION 14 | | | | | | | | | | | | | | |
|--------------------|------------|-------------|--------------|-------------|-------------|------------|-------------|------------------|------------|--------------|----------------|--------------|----------------|--------------|
| | Sales | Y/Y% | New Listings | Y/Y% | S/NL Ratio | Inventory | Y/Y% | Months of Supply | DOM | SP/LP | Median Price | Y/Y% | Average Price | Y/Y% |
| Jan-13 | 16 | 14% | 21 | -45% | 0.76 | 253 | -12% | 15.81 | 99 | 90.6% | 121,750 | -18.3% | 125,994 | -11.6% |
| Feb-13 | 14 | -22% | 40 | -25% | 0.35 | 257 | -16% | 18.36 | 143 | 94.9% | 127,450 | -2.0% | 134,564 | 3.6% |
| Mar-13 | 24 | -35% | 41 | 8% | 0.59 | 262 | -10% | 10.92 | 134 | 93.8% | 126,500 | 40.6% | 141,589 | 33.8% |
| Apr-13 | 27 | -16% | 71 | -15% | 0.38 | 277 | -13% | 10.26 | 106 | 93.1% | 157,000 | -15.9% | 168,407 | -7.9% |
| May-13 | 38 | 12% | 112 | 33% | 0.34 | 322 | -6% | 8.47 | 98 | 93.5% | 135,500 | -6.2% | 163,757 | 16.9% |
| Jun-13 | 39 | 30% | 53 | -20% | 0.74 | 307 | -13% | 7.87 | 93 | 94.7% | 125,000 | 23.8% | 129,919 | 6.1% |
| Jul-13 | 35 | 13% | 53 | -18% | 0.66 | 308 | -13% | 8.80 | 60 | 93.2% | 147,000 | 26.7% | 155,714 | 30.5% |
| Aug-13 | 21 | -51% | 55 | -18% | 0.38 | 304 | -9% | 14.48 | 70 | 94.9% | 140,000 | 29.6% | 128,948 | 15.7% |
| Sep-13 | 33 | -6% | 48 | -27% | 0.69 | 278 | -17% | 8.42 | 121 | 92.1% | 150,000 | -8.3% | 145,025 | -13.6% |
| Oct-13 | 27 | -31% | 41 | -31% | 0.66 | 250 | -19% | 9.26 | 99 | 94.4% | 93,000 | -38.0% | 106,720 | -36.9% |
| Nov-13 | 31 | 0% | 26 | -4% | 1.19 | 223 | -22% | 7.19 | 88 | 94.0% | 149,900 | 57.8% | 145,553 | 21.1% |
| Dec-13 | 17 | -6% | 19 | -14% | 0.89 | 205 | -24% | 12.06 | 90 | 91.3% | 125,000 | 25.3% | 145,147 | 18.1% |
| 2013 | 322 | -11% | 580 | -13% | 0.56 | 271 | -14% | 10.08 | 98 | 93.4% | 135,500 | 4.2% | 142,669 | 4.5% |
| Jan-14 | 18 | 13% | 73 | 248% | 0.25 | 252 | 0% | 14.00 | 107 | 91.6% | 146,250 | 20.1% | 148,444 | 17.8% |
| Feb-14 | 13 | -7% | 39 | -3% | 0.33 | 260 | 1% | 20.00 | 111 | 92.6% | 114,500 | -10.2% | 130,872 | -2.8% |
| Mar-14 | 16 | -33% | 63 | 54% | 0.25 | 289 | 10% | 18.06 | 87 | 93.3% | 169,000 | 33.6% | 162,516 | 14.8% |
| Apr-14 | 30 | 11% | 47 | -34% | 0.64 | 286 | 3% | 9.53 | 92 | 94.9% | 145,000 | -7.6% | 152,460 | -9.5% |
| May-14 | 50 | 32% | 85 | -24% | 0.59 | 285 | -11% | 5.70 | 98 | 93.6% | 146,000 | 7.7% | 159,878 | -2.4% |
| Jun-14 | 39 | 0% | 80 | 51% | 0.49 | 303 | -1% | 7.77 | 92 | 91.9% | 115,000 | -8.0% | 148,600 | 14.4% |
| Jul-14 | 29 | -17% | 55 | 4% | 0.53 | 308 | 0% | 10.62 | 65 | 94.2% | 119,900 | -18.4% | 141,071 | -9.4% |
| Aug-14 | 39 | 86% | 47 | -15% | 0.83 | 292 | -4% | 7.49 | 93 | 93.8% | 119,000 | -15.0% | 146,763 | 13.8% |
| Sep-14 | 41 | 24% | 55 | 15% | 0.75 | 279 | 0% | 6.80 | 81 | 92.7% | 133,000 | -11.3% | 136,212 | -6.1% |
| Oct-14 | 12 | -56% | 41 | 0% | 0.29 | 272 | 9% | 22.67 | 102 | 94.0% | 143,500 | 54.3% | 153,833 | 44.1% |
| Nov-14 | 26 | -16% | 32 | 23% | 0.81 | 259 | 16% | 9.96 | 96 | 93.5% | 151,250 | 0.9% | 160,487 | 10.3% |
| Dec-14 | 14 | -18% | 35 | 84% | 0.40 | 259 | 26% | 18.50 | 129 | 93.0% | 113,000 | -9.6% | 142,321 | -1.9% |
| 2014 | 327 | 2% | 652 | 12% | 0.50 | 279 | 3% | 10.23 | 93 | 93.3% | 136,000 | 0.4% | 149,073 | 4.5% |
| Jan-15 | 10 | -44% | 36 | -51% | 0.28 | 244 | -3% | 24.40 | 108 | 93.5% | 131,000 | -10.4% | 140,700 | -5.2% |
| Feb-15 | 19 | 46% | 31 | -21% | 0.61 | 248 | -5% | 13.05 | 140 | 91.6% | 138,000 | 20.5% | 116,868 | -10.7% |
| Mar-15 | 22 | 38% | 42 | -33% | 0.52 | 243 | -16% | 11.05 | 132 | 93.4% | 143,500 | -15.1% | 149,716 | -7.9% |
| Apr-15 | 31 | 3% | 71 | 51% | 0.44 | 268 | -6% | 8.65 | 100 | 93.0% | 148,000 | 2.1% | 177,750 | 16.6% |
| May-15 | 29 | -42% | 84 | -1% | 0.35 | 288 | 1% | 9.93 | 80 | 93.1% | 180,000 | 23.3% | 185,552 | 16.1% |
| Jun-15 | 39 | 0% | 59 | -26% | 0.66 | 285 | -6% | 7.31 | 92 | 93.6% | 170,000 | 47.8% | 160,174 | 7.8% |
| Jul-15 | 35 | 21% | 71 | 29% | 0.49 | 292 | -5% | 8.34 | 62 | 95.0% | 157,000 | 30.9% | 162,019 | 14.8% |
| Aug-15 | 26 | -33% | 60 | 28% | 0.43 | 298 | 2% | 11.46 | 87 | 95.3% | 159,750 | 34.2% | 163,192 | 11.2% |
| Sep-15 | 21 | -49% | 48 | -13% | 0.44 | 301 | 8% | 14.33 | 71 | 94.0% | 150,000 | 12.8% | 156,000 | 14.5% |
| Oct-15 | 16 | 33% | 35 | -15% | 0.46 | 283 | 4% | 17.69 | 86 | 93.5% | 152,500 | 6.3% | 145,356 | -5.5% |
| Nov-15 | 24 | -8% | 55 | 72% | 0.44 | 295 | 14% | 12.29 | 108 | 92.6% | 145,000 | -4.1% | 163,281 | 1.7% |
| Dec-15 | 15 | 7% | 18 | -49% | 0.83 | 276 | 7% | 18.40 | 116 | 93.2% | 161,000 | 42.5% | 146,853 | 3.2% |
| 2015 | 287 | -12% | 610 | -6% | 0.47 | 277 | -1% | 11.57 | 95 | 93.6% | 152,500 | 12.1% | 159,220 | 6.8% |
| Jan-16 | 11 | 10% | 38 | 6% | 0.29 | 287 | 18% | 26.09 | 95 | 89.5% | 135,000 | 3.1% | 135,227 | -3.9% |
| Feb-16 | 21 | 11% | 39 | 26% | 0.54 | 293 | 18% | 13.95 | 84 | 91.4% | 130,000 | -5.8% | 144,138 | 23.3% |
| Mar-16 | 24 | 9% | 54 | 29% | 0.44 | 295 | 21% | 12.29 | 140 | 94.1% | 142,000 | -1.0% | 165,896 | 10.8% |
| Apr-16 | 25 | -19% | 69 | -3% | 0.36 | 308 | 15% | 12.32 | 110 | 92.4% | 195,000 | 31.8% | 172,260 | -3.1% |
| May-16 | 25 | -14% | 77 | -8% | 0.32 | 329 | 14% | 13.16 | 89 | 94.6% | 192,250 | 6.8% | 211,906 | 14.2% |
| Jun-16 | 26 | -33% | 70 | 19% | 0.37 | 349 | 22% | 13.42 | 126 | 94.0% | 150,000 | -11.8% | 175,865 | 9.8% |
| Jul-16 | 30 | -14% | 49 | -31% | 0.61 | 337 | 15% | 11.23 | 92 | 92.6% | 165,500 | 5.4% | 174,065 | 7.4% |
| Aug-16 | 33 | 27% | 45 | -25% | 0.73 | 314 | 5% | 9.52 | 92 | 92.1% | 155,000 | -3.0% | 146,030 | -10.5% |
| Sep-16 | 23 | 10% | 47 | -2% | 0.49 | 301 | 0% | 13.09 | 83 | 92.2% | 126,000 | -16.0% | 136,315 | -12.6% |
| Oct-16 | 31 | 94% | 39 | 11% | 0.79 | 274 | -3% | 8.84 | 87 | 93.7% | 119,000 | -22.0% | 145,537 | 0.1% |
| Nov-16 | 14 | -42% | 54 | -2% | 0.26 | 276 | -6% | 19.71 | 111 | 92.6% | 126,750 | -12.6% | 156,429 | -4.2% |
| Dec-16 | 16 | 7% | 23 | 28% | 0.70 | 266 | -4% | 16.63 | 127 | 91.9% | 130,000 | -19.3% | 137,586 | -6.3% |
| 2016 | 279 | -3% | 604 | -1% | 0.46 | 302 | 9% | 13.01 | 102 | 92.9% | 155,000 | 1.6% | 160,401 | 0.7% |
| Jan-17 | 22 | 100% | 39 | 3% | 0.56 | 260 | -9% | 11.82 | 116 | 90.2% | 126,500 | -6.3% | 140,955 | 4.2% |
| Feb-17 | 16 | -24% | 32 | -18% | 0.50 | 260 | -11% | 16.25 | 123 | 93.1% | 128,500 | -1.2% | 142,438 | -1.2% |
| Mar-17 | 26 | 8% | 57 | 6% | 0.46 | 270 | -8% | 10.38 | 99 | 93.6% | 144,250 | 1.6% | 160,867 | -3.0% |
| Apr-17 | 15 | -40% | 71 | 3% | 0.21 | 300 | -3% | 20.00 | 86 | 93.1% | 165,000 | -15.4% | 172,767 | 0.3% |
| May-17 | 26 | 4% | 73 | -5% | 0.36 | 321 | -2% | 12.35 | 60 | 95.4% | 177,950 | -7.4% | 176,646 | -16.6% |
| Jun-17 | 37 | 42% | 62 | -11% | 0.60 | 321 | -8% | 8.68 | 83 | 94.7% | 169,000 | 12.7% | 168,855 | -4.0% |
| Jul-17 | 31 | 3% | 51 | 4% | 0.61 | 319 | -5% | 10.29 | 129 | 93.7% | 142,500 | -13.9% | 175,600 | 0.9% |
| Aug-17 | 22 | -33% | 48 | 7% | 0.46 | 326 | 4% | 14.82 | 73 | 93.9% | 143,500 | -7.4% | 151,609 | 3.8% |
| Sep-17 | 27 | 17% | 48 | 2% | 0.56 | 311 | 3% | 11.52 | 140 | 92.7% | 150,000 | 19.0% | 152,079 | 11.6% |
| Oct-17 | 22 | -29% | 58 | 49% | 0.38 | 318 | 16% | 14.45 | 107 | 92.8% | 96,250 | -19.1% | 173,655 | 19.3% |
| Nov-17 | 21 | 50% | 31 | -43% | 0.68 | 298 | 8% | 14.19 | 127 | 92.9% | 175,000 | 38.1% | 164,386 | 5.1% |
| Dec-17 | 16 | 0% | 36 | 57% | 0.44 | 292 | 10% | 18.25 | 87 | 91.7% | 107,500 | -17.3% | 131,088 | -4.7% |
| 2017 | 281 | 1% | 606 | 0% | 0.46 | 300 | -1% | 12.80 | 102 | 93.4% | 150,000 | -3.2% | 161,030 | 0.4% |
| Jan-18 | 22 | 0% | 39 | 0% | 0.56 | 288 | 11% | 13.09 | 117 | 92.1% | 110,500 | -12.6% | 141,536 | 0.4% |
| Feb-18 | 16 | 0% | 38 | 19% | 0.42 | 297 | 14% | 18.56 | 108 | 94.3% | 114,950 | -10.5% | 138,775 | -2.6% |
| Mar-18 | 17 | -35% | 55 | -4% | 0.31 | 315 | 17% | 18.53 | 160 | 93.4% | 149,000 | 3.3% | 177,918 | 10.6% |
| Apr-18 | 26 | 73% | 70 | -1% | 0.37 | 331 | 10% | 12.73 | 96 | 94.8% | 163,000 | -1.2% | 155,775 | -9.8% |
| May-18 | 29 | 12% | 72 | -1% | 0.40 | 346 | 8% | 11.93 | 110 | 94.7% | 147,500 | -17.1% | 157,578 | -10.8% |
| Jun-18 | 30 | -19% | 63 | 2% | 0.48 | 355 | 11% | 11.83 | 92 | 93.6% | 140,000 | -17.2% | 148,343 | -12.1% |
| Jul-18 | 27 | -13% | 91 | 78% | 0.30 | 368 | 15% | 13.63 | 115 | 92.5% | 155,000 | 8.8% | 162,167 | -7.6% |
| Aug-18 | 28 | 27% | 45 | -6% | 0.62 | 358 | 10% | 12.79 | 104 | 93.5% | 138,000 | -3.8% | 147,782 | -2.5% |
| Sep-18 | 23 | -15% | 42 | -13% | 0.55 | 348 | 12% | 15.13 | 98 | 92.4% | 140,000 | -6.7% | 151,831 | -0.2% |
| Oct-18 | 28 | 27% | 66 | 14% | 0.42 | 334 | 5% | 11.93 | 104 | 93.6% | 132,500 | 37.7% | 141,871 | -18.3% |
| Nov-18 | 23 | 10% | 29 | -6% | 0.79 | 316 | 6% | 13.74 | 99 | 90.2% | 109,900 | -37.2% | 116,300 | -29.2% |
| Dec-18 | 13 | -19% | 30 | -17% | 0.43 | 297 | 2% | 22.85 | 132 | 91.5% | 126,000 | 17.2% | 118,115 | -9.9% |
| 2018 | 282 | 0% | 640 | 6% | 0.44 | 329 | 10% | 14.02 | 109 | 93.2% | 136,000 | -9.3% | 147,592 | -8.3% |

| CENSUS DIVISION 14 | | | | | | | | | | | | | | |
|--------------------|------------|-------------|--------------|-------------|-------------|------------|-------------|------------------|------------|--------------|----------------|--------------|----------------|--------------|
| | Sales | Y/Y% | New Listings | Y/Y% | S/NL Ratio | Inventory | Y/Y% | Months of Supply | DOM | SP/LP | Median Price | Y/Y% | Average Price | Y/Y% |
| Jan-19 | 11 | -50% | 42 | 8% | 0.26 | 314 | 9% | 28.55 | 128 | 89.0% | 85,000 | -23.1% | 99,818 | -29.5% |
| Feb-19 | 17 | 6% | 36 | -5% | 0.47 | 319 | 7% | 18.76 | 109 | 94.1% | 149,900 | 30.4% | 144,665 | 4.2% |
| Mar-19 | 18 | 6% | 53 | -4% | 0.34 | 333 | 6% | 18.50 | 77 | 93.7% | 115,000 | -22.8% | 125,328 | -29.6% |
| Apr-19 | 25 | -4% | 72 | 3% | 0.35 | 355 | 7% | 14.20 | 152 | 90.5% | 115,000 | -29.4% | 140,172 | -10.0% |
| May-19 | 36 | 24% | 82 | 14% | 0.44 | 365 | 5% | 10.14 | 100 | 90.8% | 128,700 | -12.7% | 160,645 | 1.9% |
| Jun-19 | 39 | 30% | 68 | 8% | 0.57 | 366 | 3% | 9.38 | 96 | 93.1% | 155,000 | 10.7% | 164,367 | 10.8% |
| Jul-19 | 24 | -11% | 68 | -25% | 0.35 | 361 | -2% | 15.04 | 160 | 90.6% | 137,750 | -11.1% | 149,100 | -8.1% |
| Aug-19 | 28 | 0% | 51 | 13% | 0.55 | 371 | 4% | 13.25 | 93 | 92.5% | 161,250 | 16.8% | 164,511 | 11.3% |
| Sep-19 | 23 | 0% | 51 | 21% | 0.45 | 353 | 1% | 15.35 | 112 | 92.3% | 120,000 | -14.3% | 135,272 | -10.9% |
| Oct-19 | 25 | -11% | 45 | -32% | 0.56 | 340 | 2% | 13.60 | 97 | 91.4% | 125,000 | -5.7% | 137,560 | -3.0% |
| Nov-19 | 16 | -30% | 32 | 10% | 0.50 | 333 | 5% | 20.81 | 96 | 92.8% | 131,500 | 19.7% | 200,613 | 72.5% |
| Dec-19 | 14 | 8% | 19 | -37% | 0.74 | 317 | 7% | 22.64 | 80 | 88.5% | 77,500 | -38.5% | 115,607 | -2.1% |
| 2019 | 276 | -2% | 619 | -3% | 0.45 | 344 | 4% | 14.95 | 108 | 91.8% | 128,500 | -5.5% | 148,820 | 0.8% |
| Jan-20 | 10 | -9% | 32 | -24% | 0.31 | 324 | 3% | 32.40 | 179 | 91.9% | 147,500 | 73.5% | 145,290 | 45.6% |
| Feb-20 | 9 | -47% | 29 | -19% | 0.31 | 334 | 5% | 37.11 | 114 | 93.3% | 112,500 | -24.9% | 102,611 | -29.1% |
| Mar-20 | 22 | 22% | 28 | -47% | 0.79 | 315 | -5% | 14.32 | 161 | 92.5% | 111,250 | -3.3% | 140,000 | 11.7% |
| Apr-20 | 11 | -56% | 32 | -56% | 0.34 | 308 | -13% | 28.00 | 164 | 93.3% | 102,000 | -11.3% | 123,591 | -11.8% |
| May-20 | 24 | -33% | 60 | -27% | 0.40 | 299 | -18% | 12.46 | 141 | 93.9% | 152,000 | 18.1% | 149,896 | -6.7% |
| Jun-20 | 32 | -18% | 76 | 12% | 0.42 | 308 | -16% | 9.63 | 113 | 92.5% | 137,500 | -11.3% | 154,547 | -6.0% |
| Jul-20 | 35 | 46% | 72 | 6% | 0.49 | 304 | -16% | 8.69 | 97 | 93.6% | 130,000 | -5.6% | 137,059 | -8.1% |
| Aug-20 | 41 | 46% | 67 | 31% | 0.61 | 302 | -19% | 7.37 | 102 | 94.6% | 133,000 | -17.5% | 174,099 | 5.8% |
| Sep-20 | 31 | 35% | 54 | 6% | 0.57 | 301 | -15% | 9.71 | 82 | 93.0% | 160,000 | 33.3% | 180,787 | 33.6% |
| Oct-20 | 32 | 28% | 43 | -4% | 0.74 | 287 | -16% | 8.97 | 105 | 91.1% | 130,000 | 4.0% | 144,528 | 5.1% |
| Nov-20 | 24 | 50% | 37 | 16% | 0.65 | 268 | -20% | 11.17 | 98 | 92.2% | 132,500 | 0.8% | 147,092 | -26.7% |
| Dec-20 | 23 | 64% | 21 | 11% | 1.10 | 250 | -21% | 10.87 | 127 | 92.8% | 140,000 | 80.6% | 153,730 | 33.0% |
| 2020 | 294 | 7% | 551 | -11% | 0.53 | 300 | -13% | 12.24 | 115 | 93.0% | 136,000 | 5.8% | 151,664 | 1.9% |
| Jan-21 | 24 | 140% | 41 | 28% | 0.59 | 248 | -23% | 10.33 | 139 | 94.6% | 166,000 | 12.5% | 175,488 | 20.8% |
| Feb-21 | 38 | 322% | 41 | 41% | 0.93 | 230 | -31% | 6.05 | 115 | 92.9% | 130,250 | 15.8% | 144,071 | 40.4% |
| Mar-21 | 45 | 105% | 63 | 125% | 0.71 | 231 | -27% | 5.13 | 101 | 93.3% | 160,000 | 43.8% | 171,360 | 22.4% |
| Apr-21 | 54 | 391% | 44 | 38% | 1.23 | 210 | -32% | 3.89 | 101 | 95.0% | 157,000 | 53.9% | 176,641 | 42.9% |
| May-21 | 38 | 58% | 64 | 7% | 0.59 | 219 | -27% | 5.76 | 89 | 96.7% | 194,000 | 27.6% | 220,968 | 47.4% |
| Jun-21 | 28 | -13% | 67 | -12% | 0.42 | 239 | -22% | 8.54 | 86 | 94.6% | 164,500 | 19.6% | 167,039 | 8.1% |
| Jul-21 | 43 | 23% | 56 | -22% | 0.77 | 230 | -24% | 5.35 | 81 | 94.2% | 150,000 | 15.4% | 165,886 | 21.0% |
| Aug-21 | 24 | -41% | 48 | -28% | 0.50 | 229 | -24% | 9.54 | 104 | 95.2% | 153,500 | 15.4% | 157,625 | -9.5% |
| Sep-21 | 27 | -13% | 24 | -56% | 1.13 | 216 | -28% | 8.00 | 112 | 94.3% | 122,000 | -23.8% | 130,759 | -27.7% |
| Oct-21 | 24 | -25% | 40 | -7% | 0.60 | 210 | -27% | 8.75 | 91 | 94.8% | 158,000 | 21.5% | 181,506 | 25.6% |
| Nov-21 | 29 | 21% | 20 | -46% | 1.45 | 186 | -31% | 6.41 | 92 | 90.5% | 108,500 | -18.1% | 169,747 | 15.4% |
| Dec-21 | 17 | -26% | 15 | -29% | 1.13 | 171 | -32% | 10.06 | 122 | 94.3% | 145,000 | 3.6% | 163,859 | 6.6% |
| 2021 | 391 | 33% | 523 | -5% | 0.75 | 218 | -27% | 6.70 | 101 | 94.3% | 152,500 | 12.1% | 170,131 | 12.2% |
| Jan-22 | 21 | -13% | 25 | -39% | 0.84 | 168 | -32% | 8.00 | 91 | 98.1% | 147,000 | -11.4% | 172,362 | -1.8% |
| Feb-22 | 23 | -39% | 36 | -12% | 0.64 | 171 | -26% | 7.43 | 73 | 94.8% | 161,000 | 23.6% | 161,837 | 12.3% |
| Mar-22 | 25 | -44% | 34 | -46% | 0.74 | 160 | -31% | 6.40 | 128 | 95.8% | 180,000 | 12.5% | 240,780 | 40.5% |
| Apr-22 | 25 | -54% | 56 | 27% | 0.45 | 178 | -15% | 7.12 | 108 | 95.5% | 153,500 | -2.2% | 183,800 | 4.1% |
| May-22 | 37 | -3% | 63 | -2% | 0.59 | 194 | -11% | 5.24 | 98 | 95.9% | 163,500 | -15.7% | 180,059 | -18.5% |
| Jun-22 | 31 | 11% | 65 | -3% | 0.48 | 213 | -11% | 6.87 | 91 | 93.8% | 163,000 | -0.9% | 173,429 | 3.8% |
| Jul-22 | 37 | -14% | 48 | -14% | 0.77 | 211 | -8% | 5.70 | 71 | 94.3% | 164,900 | 9.9% | 170,551 | 2.8% |
| Aug-22 | 33 | 38% | 51 | 6% | 0.65 | 209 | -9% | 6.33 | 73 | 93.1% | 130,000 | -15.3% | 134,061 | -14.9% |
| Sep-22 | 28 | 4% | 46 | 92% | 0.61 | 212 | -2% | 7.57 | 64 | 93.1% | 124,000 | 1.6% | 141,461 | 8.2% |
| Oct-22 | 44 | 83% | 39 | -3% | 1.13 | 192 | -9% | 4.36 | 73 | 93.4% | 163,250 | 3.3% | 191,705 | 5.6% |
| Nov-22 | 21 | -28% | 31 | 55% | 0.68 | 183 | -2% | 8.71 | 94 | 92.9% | 126,500 | 16.6% | 154,086 | -9.2% |
| Dec-22 | 11 | -35% | 13 | -13% | 0.85 | 173 | 1% | 15.73 | 90 | 91.0% | 147,000 | 1.4% | 194,659 | 18.8% |
| 2022 | 336 | -14% | 507 | -3% | 0.66 | 189 | -14% | 6.74 | 86 | 94.4% | 154,250 | 1.1% | 174,114 | 2.3% |
| Jan-23 | 11 | -48% | 25 | 0% | 0.44 | 176 | 5% | 16.00 | 95 | 92.9% | 83,500 | -43.2% | 142,677 | -17.2% |
| Feb-23 | 16 | -30% | 18 | -50% | 0.89 | 168 | -2% | 10.50 | 92 | 92.7% | 166,250 | 3.3% | 185,563 | 14.7% |
| Mar-23 | 18 | -28% | 40 | 18% | 0.45 | 177 | 11% | 9.83 | 112 | 92.9% | 157,250 | -12.6% | 165,194 | -31.4% |
| Apr-23 | 27 | 8% | 49 | -13% | 0.55 | 182 | 2% | 6.74 | 93 | 93.2% | 183,000 | 19.2% | 176,370 | -4.0% |
| May-23 | 25 | -32% | 62 | -2% | 0.40 | 202 | 4% | 8.08 | 76 | 95.5% | 155,000 | -5.2% | 164,606 | -8.6% |
| Jun-23 | 29 | -6% | 57 | -12% | 0.51 | 219 | 3% | 7.55 | 62 | 94.6% | 175,000 | 7.4% | 191,155 | 10.2% |
| Jul-23 | 37 | 0% | 65 | 35% | 0.57 | 226 | 7% | 6.11 | 77 | 93.9% | 165,000 | 0.1% | 176,295 | 3.4% |
| Aug-23 | 45 | 36% | 50 | -2% | 0.90 | 209 | 0% | 4.64 | 73 | 94.7% | 177,000 | 36.2% | 186,720 | 39.3% |
| Sep-23 | 33 | 18% | 50 | 9% | 0.66 | 203 | -4% | 6.15 | 79 | 93.2% | 145,000 | 16.9% | 157,242 | 11.2% |
| Oct-23 | 27 | -39% | 27 | -31% | 1.00 | 184 | -4% | 6.81 | 90 | 93.0% | 161,000 | -1.4% | 173,800 | -9.3% |
| Nov-23 | 16 | -24% | 24 | -23% | 0.67 | 174 | -5% | 10.88 | 112 | 91.8% | 117,500 | -7.1% | 134,344 | -12.8% |
| Dec-23 | 21 | 91% | 17 | 31% | 1.24 | 159 | -8% | 7.57 | 84 | 94.8% | 182,500 | 24.1% | 206,605 | 6.1% |
| 2023 | 305 | -9% | 484 | -5% | 0.63 | 190 | 1% | 7.47 | 84 | 93.9% | 160,000 | 3.7% | 174,517 | 0.2% |
| Jan-24 | 14 | 27% | 14 | -44% | 1.00 | 148 | -16% | 10.57 | 100 | 91.4% | 155,250 | 85.9% | 171,429 | 20.2% |
| Feb-24 | 23 | 44% | 21 | 17% | 1.10 | 137 | -18% | 5.96 | 92 | 94.5% | 160,000 | -3.8% | 191,020 | 2.9% |
| Mar-24 | 24 | 33% | 28 | -30% | 0.86 | 133 | -25% | 5.54 | 113 | 92.0% | 112,000 | -28.8% | 137,788 | -16.6% |
| Apr-24 | 24 | -11% | 53 | 8% | 0.45 | 147 | -19% | 6.13 | 109 | 94.3% | 175,000 | -4.4% | 158,583 | -10.1% |
| May-24 | 40 | 60% | 63 | 2% | 0.63 | 151 | -25% | 3.78 | 55 | 94.1% | 189,750 | 22.4% | 188,280 | 14.4% |
| Jun-24 | 33 | 14% | 39 | -32% | 0.85 | 145 | -34% | 4.39 | 68 | 94.8% | 200,000 | 14.3% | 208,807 | 9.2% |
| Jul-24 | 34 | -8% | 52 | -20% | 0.65 | 147 | -35% | 4.32 | 57 | 95.2% | 151,500 | -8.2% | 205,612 | 16.6% |
| Aug-24 | | | | | | | | | | | | | | |
| Sep-24 | | | | | | | | | | | | | | |
| Oct-24 | | | | | | | | | | | | | | |
| Nov-24 | | | | | | | | | | | | | | |
| Dec-24 | | | | | | | | | | | | | | |
| 2024 | 192 | 18% | 270 | -15% | 0.71 | 144 | -25% | 5.25 | 79 | 94.1% | 169,500 | 4.3% | 183,953 | 5.4% |