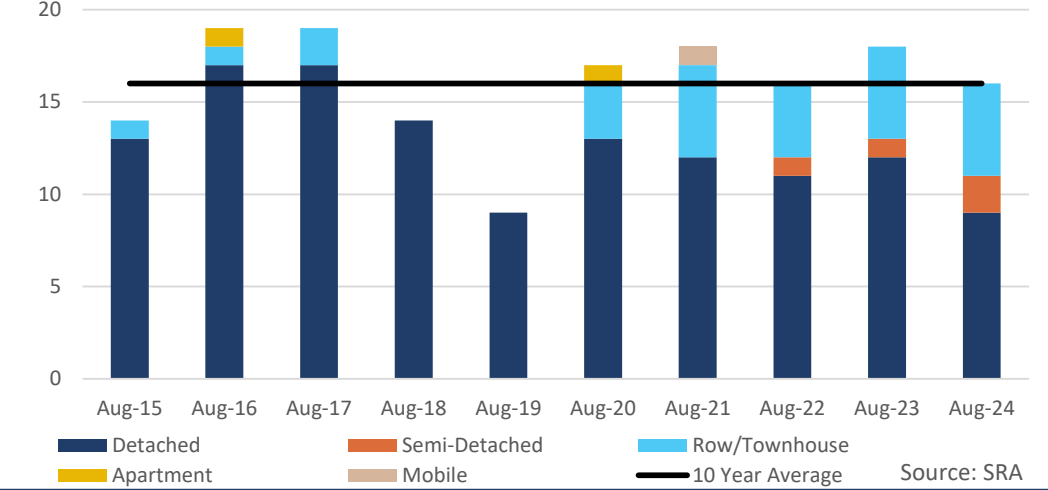




MARTENSVILLE - AUGUST 2024

Monthly Sales Comparison



SALES
16

↓ 11.1% Y/Y | ↑ 10.6% YTD

VS. 10-YEAR AVERAGE
0.0% | ↑ 8.1% YTD

NEW LISTINGS
19

↓ 26.9% Y/Y | ↓ 12.7% YTD

VS. 10-YEAR AVERAGE
↓ 46.6% | ↓ 42.0% YTD

TOTAL RESIDENTIAL BENCHMARK PRICE

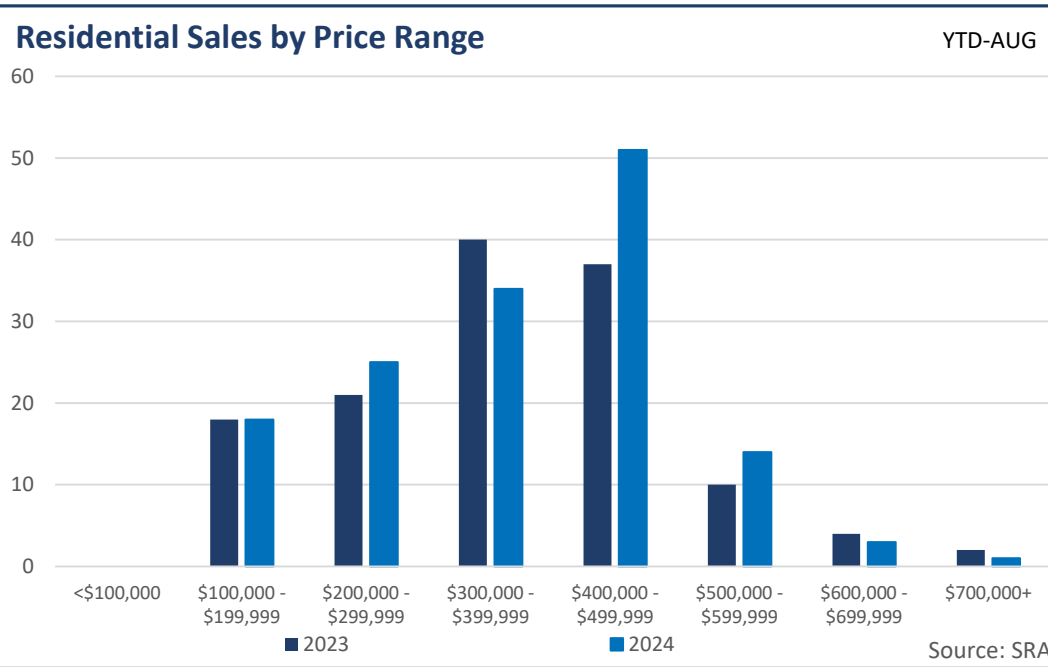
\$ 398,600 | **↑ 7.8%** Y/Y

Monthly trend*

INVENTORY
23

↓ 50.0% Y/Y | Monthly trend*

VS. 10-YEAR AVERAGE
↓ 74.4% | ↓ 63.7% YTD



MONTHS OF SUPPLY
1.44

↓ 43.8% Y/Y | Monthly trend*

VS. 10-YEAR AVERAGE
↓ 76.3% | ↓ 68.8% YTD



MARTENSVILLE - AUGUST 2024

August 2024

	Sales		New Listings		Inventory		Months of Supply		DOM	Benchmark		Avg Price	
	Actual	Y/Y%	Actual	Y/Y%	Actual	Y/Y%	Actual	Y/Y%	Actual	Actual	Y/Y%	Actual	Y/Y%
Detached	9	-25%	13	-28%	15	-48%	1.67	-31%	24	\$472,100	12%	\$440,451	14%
Semi-Detached	2	100%	1	-67%	0	-100%	0.00	-100%	27	-	-	\$315,000	-17%
Row/Townhouse	5	0%	4	-20%	5	-50%	1.00	-50%	14	\$217,000	10%	\$232,080	-8%
Apartment	0	-	1	-	3	-25%	-	-	-	\$226,600	13%	-	-
Acreage	0	-	0	-	0	-	-	-	-	-	-	-	-
Mobile	0	-	0	-	0	-	-	-	-	-	-	-	-
Muti-Family	0	-	0	-	0	-	-	-	-	-	-	-	-
Total Residential	16	-11%	19	-27%	23	-50%	1.44	-44%	21	\$398,600	8%	\$359,653	3%

10-Year Averages

	Sales		New Listings		Inventory		Months of Supply		DOM	Benchmark		Avg Price	
	Avg	%Diff	Avg	%Diff	Avg	%Diff	Avg	%Diff	Avg	Avg	%Diff	Avg	%Diff
Total Residential	16	0%	36	-47%	90	-74%	6.06	-76%	49	\$336,720	18%	\$340,519	6%

Year-to-Date

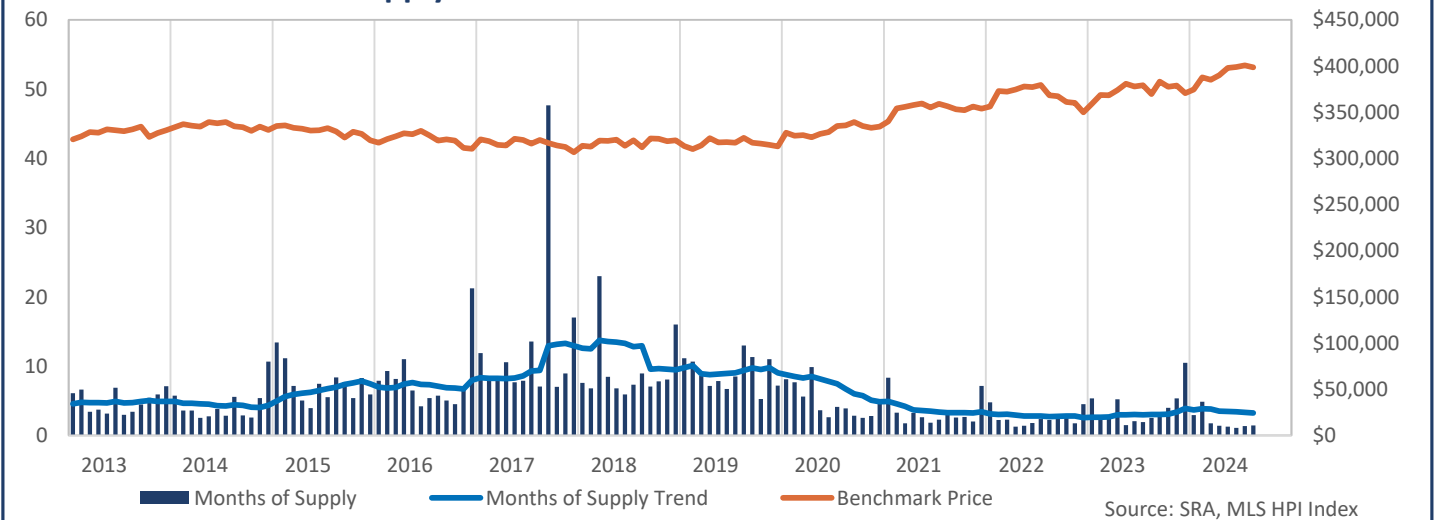
August 2024

	Sales		New Listings		Inventory		Months of Supply		DOM	Benchmark		Avg Price	
	Actual	Y/Y%	Actual	Y/Y%	Actual	Y/Y%	Actual	Y/Y%	Actual	Actual	Y/Y%	Actual	Y/Y%
Detached	88	1%	106	-21%	19	-21%	1.70	-22%	51	\$459,763	9%	\$444,626	6%
Semi-Detached	7	-36%	5	-55%	1	-53%	1.00	-27%	52	-	-	\$365,214	1%
Row/Townhouse	44	63%	47	27%	9	-3%	1.57	-40%	46	\$208,688	10%	\$245,105	12%
Apartment	7	40%	6	0%	3	-47%	2.86	-62%	70	\$216,538	10%	\$303,271	37%
Acreage	0	-100%	0	-	0	-100%	-	-	-	-	-	-	-
Mobile	0	-100%	1	0%	0	-80%	-	-	-	-	-	-	-
Muti-Family	0	-	0	-	0	-	-	-	-	-	-	-	-
Total Residential	146	11%	165	-13%	31	-23%	1.69	-30%	51	\$391,675	5%	\$373,912	2%

10-Year Averages

	Sales		New Listings		Inventory		Months of Supply		DOM	Benchmark		Avg Price	
	Avg	%Diff	Avg	%Diff	Avg	%Diff	Avg	%Diff	Avg	Avg	%Diff	Avg	%Diff
Total Residential	135	8%	285	-42%	85	-64%	5.42	-69%	53	\$337,076	16%	\$330,323	13%

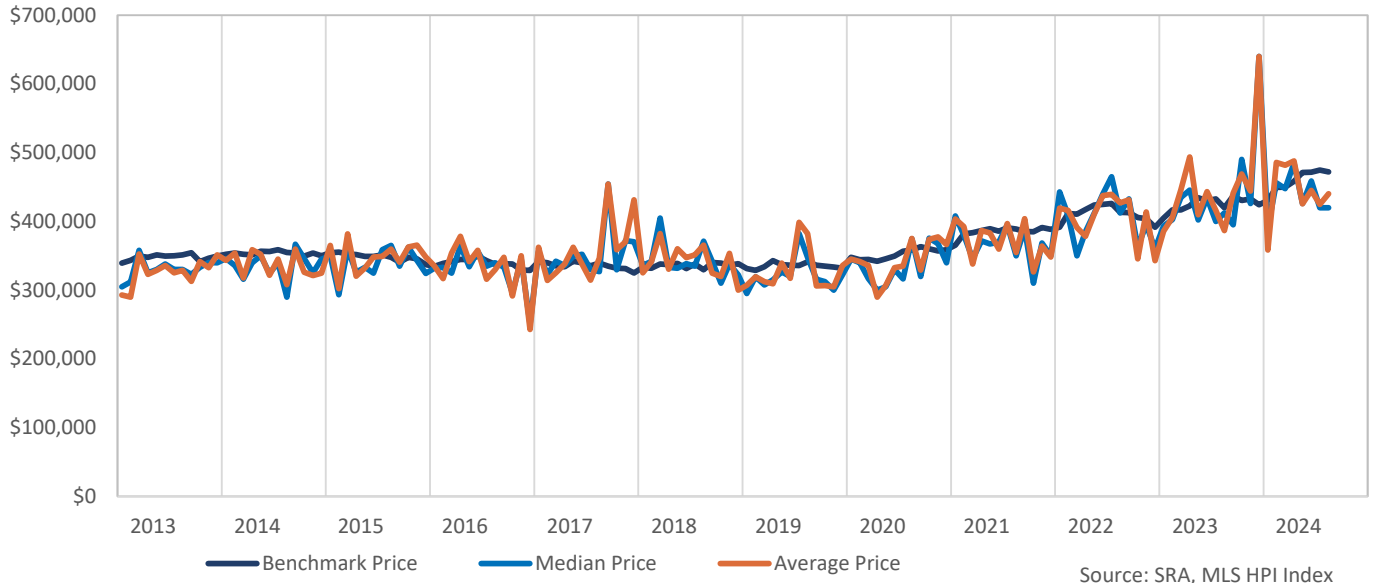
Residential Months of Supply and Price



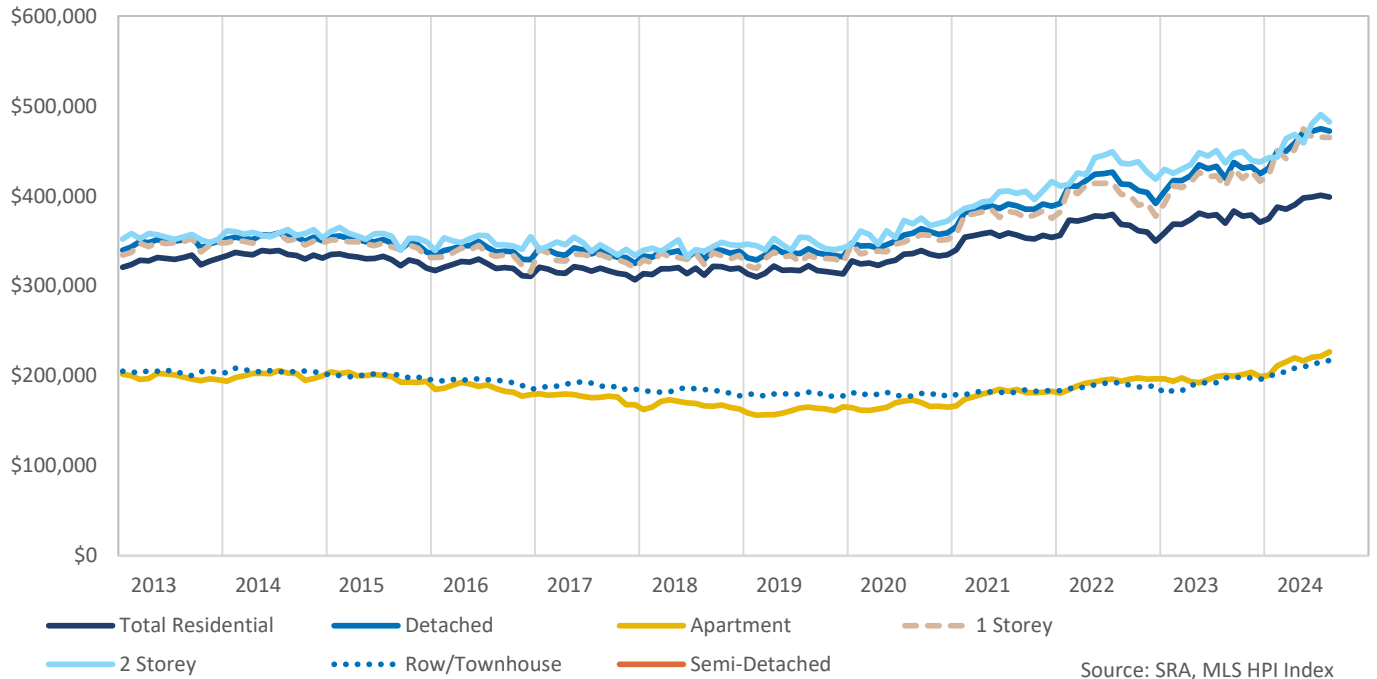


MARTENSVILLE - AUGUST 2024

Detached Pricing



Benchmark Price





HPI Benchmark Attributes

Composite	
Bedrooms, Above Ground	3
Bathrooms, Full	2
Bathrooms, Half	0
Garage	Attached, Double width
Gross Living Area, Above Ground (Sq. Ft.)	1158
Lot Size	-
Fireplaces, Number of	0
Year Built	2008
August 2024 Benchmark Price	\$398,600
Detached Share of Sales, Last 3 Years	69%
Semi-Detached Share of Sales, Last 3 Years	2%
Apartment Share of Sales, Last 3 Years	4%
Townhouse Share of Sales, Last 3 Years	24%

	Detached	1 Storey	2 Storey
Bedrooms, Above Ground	3	3	3
Bathrooms, Full	2	2	2
Bathrooms, Half	0	0	1
Garage	Attached, Double width	Attached, Double width	Attached, Double width
Gross Living Area, Above Ground (Sq. Ft.)	1216	1167	1370
Lot Size	6156	6257	5700
Fireplaces, Number of	0	0	0
Year Built	2008	2008	2010
August 2024 Benchmark Price	\$472,100	\$465,100	\$482,300
Share of Total Sales, Last 3 Years	69%	48%	23%

	Semi-Detached	Row/Townhouse	Apartment
Bedrooms, Above Ground	-	2	2
Bathrooms, Full	-	1	1
Bathrooms, Half	-	0	0
Garage	-	-	Attached, Single width
Gross Living Area, Above Ground (Sq. Ft.)	-	949	1062
Fireplaces, Number of	-	0	0
Year Built	-	2009	1997
August 2024 Benchmark Price	-	\$217,000	\$226,600
Share of Total Sales, Last 3 Years	2%	24%	4%

MARTENSVILLE																	
	Sales	Y/Y%	New Listings	Y/Y%	S/NL Ratio	Inventory	Y/Y%	Months of Supply	DOM	SP/LP	Benchmark Price	Y/Y%	Median Price	Y/Y%	Average Price	Y/Y%	Index
Jan-13	14	133%	48	33%	0.29	85	4%	6.07	79	97.5%	320,700	4.1%	277,500	-0.9%	286,207	1.9%	216.8
Feb-13	15	-29%	39	39%	0.38	99	29%	6.60	39	98.8%	323,700	3.4%	306,900	1.5%	276,147	-9.0%	218.9
Mar-13	28	27%	35	-27%	0.80	95	9%	3.39	40	98.5%	328,500	2.7%	339,450	12.3%	320,886	-3.7%	222.1
Apr-13	27	13%	50	16%	0.54	100	10%	3.70	55	98.6%	327,800	2.0%	307,000	-5.2%	298,293	-4.4%	221.6
May-13	30	25%	41	28%	0.73	95	13%	3.17	54	98.9%	331,400	4.2%	329,900	13.2%	320,793	9.1%	224.1
Jun-13	15	-21%	49	75%	0.31	103	24%	6.87	42	98.7%	330,400	2.5%	338,000	1.7%	331,627	0.9%	223.4
Jul-13	33	136%	38	58%	0.87	98	24%	2.97	52	98.4%	329,500	2.0%	309,000	-12.7%	306,218	-11.4%	222.8
Aug-13	26	24%	42	62%	0.62	89	35%	3.42	55	98.3%	331,400	2.0%	327,200	-6.2%	325,037	0.7%	224.1
Sep-13	20	-13%	33	50%	0.61	89	65%	4.45	60	98.4%	334,300	4.8%	315,250	4.4%	310,587	2.6%	226.0
Oct-13	17	0%	43	23%	0.40	92	44%	5.41	263	97.9%	323,300	0.0%	329,900	8.2%	307,894	1.7%	218.6
Nov-13	15	67%	30	50%	0.50	89	31%	5.93	60	98.7%	327,500	4.0%	337,900	37.9%	331,040	35.8%	221.4
Dec-13	10	11%	24	71%	0.42	71	18%	7.10	37	98.2%	330,300	2.0%	335,000	30.1%	336,860	15.5%	223.3
2013	250	20%	472	33%	0.53	92	23%	4.42	67	98.4%	328,233	2.8%	323,700	2.8%	312,489	0.9%	221.9
Jan-14	12	-14%	42	-13%	0.29	69	-19%	5.75	52	99.5%	333,600	4.0%	345,500	24.5%	332,083	16.0%	225.6
Feb-14	19	27%	33	-15%	0.58	68	-31%	3.58	54	97.8%	337,100	4.1%	327,900	6.8%	345,716	25.2%	227.9
Mar-14	19	-32%	38	9%	0.50	68	-28%	3.58	27	98.2%	335,500	2.1%	285,000	-16.0%	299,947	-6.5%	226.8
Apr-14	29	7%	45	-10%	0.64	74	-26%	2.55	30	98.2%	334,500	2.0%	334,900	9.1%	326,341	9.4%	226.2
May-14	26	-13%	41	0%	0.63	72	-24%	2.77	40	98.3%	339,200	2.4%	342,000	3.7%	339,042	5.7%	229.3
Jun-14	20	33%	41	-16%	0.49	76	-26%	3.80	41	97.9%	338,100	2.3%	320,000	-5.3%	299,523	-9.7%	228.6
Jul-14	24	-27%	39	3%	0.62	68	-31%	2.83	45	98.5%	339,300	3.0%	312,450	1.1%	310,704	1.5%	229.4
Aug-14	14	-46%	40	-5%	0.35	78	-12%	5.57	50	98.8%	334,800	1.0%	272,950	-16.6%	285,807	-12.1%	226.4
Sep-14	22	10%	33	0%	0.67	64	-28%	2.91	50	97.8%	333,800	-0.1%	332,500	5.5%	330,050	6.3%	225.7
Oct-14	25	47%	36	-16%	0.69	64	-30%	2.56	76	98.4%	329,900	2.0%	307,000	-6.9%	316,110	2.7%	223.1
Nov-14	13	-13%	30	0%	0.43	70	-21%	5.38	39	97.6%	334,300	2.1%	325,000	-3.8%	313,338	-5.3%	226.0
Dec-14	6	-40%	19	-21%	0.32	64	-10%	10.67	50	97.6%	330,800	0.2%	316,000	-5.7%	310,192	-7.9%	223.7
2014	229	-8%	437	-7%	0.52	70	-24%	3.65	46	98.2%	335,075	2.1%	325,000	0.4%	319,121	2.1%	226.6
Jan-15	5	-58%	19	-55%	0.26	67	-3%	13.40	71	97.3%	334,900	0.4%	350,000	1.3%	365,200	10.0%	226.4
Feb-15	7	-63%	39	18%	0.18	78	15%	11.14	58	97.8%	335,600	-0.4%	277,000	-15.5%	289,729	-16.2%	226.9
Mar-15	13	-32%	41	8%	0.32	93	37%	7.15	43	98.0%	333,200	-0.7%	338,000	18.6%	344,246	14.8%	225.3
Apr-15	20	-31%	57	27%	0.35	101	36%	5.05	39	97.7%	332,200	-0.7%	315,000	-5.9%	298,560	-8.5%	224.6
May-15	27	4%	61	49%	0.44	107	49%	3.96	50	98.3%	330,100	-2.7%	330,000	-3.5%	322,259	-5.0%	223.2
Jun-15	16	-20%	51	24%	0.31	119	57%	7.44	54	98.0%	330,400	-2.3%	317,500	-0.8%	335,844	12.1%	223.4
Jul-15	21	-13%	50	28%	0.42	116	71%	5.52	34	97.9%	332,700	-1.9%	333,000	6.6%	335,519	8.0%	224.9
Aug-15	14	0%	47	18%	0.30	117	50%	8.36	53	98.3%	329,000	-1.7%	357,500	31.0%	349,789	22.4%	222.4
Sep-15	14	-36%	39	18%	0.36	108	69%	7.71	54	97.2%	322,400	-3.4%	332,500	0.0%	332,636	0.8%	218.0
Oct-15	18	-28%	32	-11%	0.56	97	52%	5.39	54	98.1%	328,800	-0.3%	333,750	8.7%	320,572	1.4%	222.3
Nov-15	10	-23%	25	-17%	0.40	83	19%	8.30	60	97.7%	326,500	-2.3%	322,500	-0.8%	336,260	7.3%	220.8
Dec-15	12	100%	29	53%	0.41	71	11%	5.92	76	97.3%	319,600	-3.4%	324,250	2.6%	348,258	12.3%	216.1
2015	177	-23%	490	12%	0.36	96	39%	6.54	51	97.9%	329,617	-1.6%	330,000	1.5%	329,304	3.2%	222.9
Jan-16	10	100%	32	68%	0.31	79	18%	7.90	43	98.2%	316,900	-5.4%	322,250	-7.9%	320,430	-12.3%	214.3
Feb-16	10	43%	48	23%	0.21	93	19%	9.30	64	97.5%	320,800	-4.4%	316,500	14.3%	304,750	5.2%	216.9
Mar-16	14	8%	46	12%	0.30	114	23%	8.14	59	97.0%	323,800	-2.8%	317,500	-6.1%	347,807	1.0%	218.9
Apr-16	11	-45%	48	-16%	0.23	121	20%	11.00	40	97.4%	327,000	-1.6%	364,500	15.7%	378,382	26.7%	221.1
May-16	19	-30%	58	-5%	0.33	123	15%	6.47	38	97.2%	326,300	-1.2%	305,900	-7.3%	325,181	0.9%	220.6
Jun-16	26	63%	38	-25%	0.68	109	-8%	4.19	45	98.2%	329,800	-0.2%	343,900	8.3%	324,589	-3.4%	223.0
Jul-16	19	-10%	49	-2%	0.39	102	-12%	5.37	43	97.9%	324,700	-2.4%	300,000	-9.9%	301,286	-10.2%	219.5
Aug-16	19	36%	49	4%	0.39	109	-7%	5.74	43	97.8%	319,400	-2.9%	320,000	-10.5%	323,426	-7.5%	216.0
Sep-16	21	50%	43	10%	0.49	106	-2%	5.05	52	98.2%	320,400	-0.6%	325,000	-2.3%	327,710	-1.5%	216.6
Oct-16	20	11%	27	-16%	0.74	90	-7%	4.50	73	98.0%	319,400	-2.9%	296,000	-11.3%	289,053	-9.8%	216.0
Nov-16	13	30%	35	40%	0.37	91	10%	7.00	50	96.9%	311,200	-4.7%	329,900	2.3%	328,054	-2.4%	210.4
Dec-16	4	-67%	18	-38%	0.22	85	20%	21.25	54	96.2%	310,500	-2.8%	250,750	-22.7%	242,875	-30.3%	209.9
2016	186	5%	491	0%	0.38	102	6%	6.57	50	97.7%	320,850	-2.7%	324,874	-1.6%	320,805	-2.6%	219.9
Jan-17	8	-20%	47	47%	0.17	95	20%	11.88	42	96.5%	320,700	1.2%	347,000	7.7%	317,925	-0.8%	216.8
Feb-17	14	40%	51	6%	0.27	113	22%	8.07	48	97.2%	318,600	-0.7%	316,500	0.0%	287,232	-5.7%	215.4
Mar-17	15	7%	46	0%	0.33	122	7%	8.13	63	97.5%	314,600	-2.8%	315,000	-0.8%	307,292	-11.6%	212.7
Apr-17	12	9%	39	-19%	0.31	127	5%	10.58	49	100.4%	314,000	-4.0%	332,900	-8.7%	317,291	-16.1%	212.3
May-17	19	0%	65	12%	0.29	146	19%	7.68	46	97.8%	321,200	-1.6%	345,000	12.8%	357,921	10.1%	217.2
Jun-17	18	-31%	43	13%	0.42	142	30%	7.89	72	98.1%	319,800	-3.0%	327,500	-4.8%	325,850	0.4%	216.2
Jul-17	11	-42%	49	0%	0.22	149	46%	13.55	86	96.6%	316,100	-2.6%	274,000	-8.7%	296,136	-1.7%	213.7
Aug-17	20	5%	43	-12%	0.47	141	29%	7.05	62	97.6%	319,800	0.1%	317,500	-0.8%	327,245	1.2%	216.2
Sep-17	3	-86%	44	2%	0.07	143	35%	47.67	58	99.2%	316,500	-1.2%	379,000	16.6%	385,883	17.8%	214.0
Oct-17	19	-5%	45	67%	0.42	133	48%	7.00	62	97.0%	313,900	-1.7%	325,000	9.8%	354,121	22.5%	212.2
Nov-17	14	8%	31	-11%	0.45	125	37%	8.93	46	97.0%	312,400	0.4%	355,000	7.6%	348,404	6.2%	211.2
Dec-17	7	75%	25	39%	0.28	119	40%	17.00	72	100.4%	306,600	-1.3%	345,000	37.6%	335,388	38.1%	207.3
2017	160	-14%	528	8%	0.30	130	27%	9.72	59	97.8%	316,183	-1.5%	328,900	1.2%	328,507	2.4%	213.8
Jan-18	14	75%	29	-38%	0.48	106	12%	7.57	94	98.3%	313,600	-2.2%	336,500	-3.0%	325,100	2.3%	212.0
Feb-18	15	7%	21	-59%	0.71	102	-10%	6.80	81	98.6%	312,700	-1.9%	329,900	4.2%	311,740	8.5%	211.4
Mar-18	5	-67%	39	-15%	0.13	115	-6%	23.00	20	96.9%	319,100	1.4%	405,000	28.6%	382,500	24.5%	215.8
Apr-18	13	8%	34	-13%	0.38	110	-13%	8.46	79	98.2%	318,800	1.5%	329,900	-0.9%	327,154	3.1%	215.6
May-18	19	0%	51	-22%	0.37	129	-12%	6.79	79	96.3%	320,300	-0.3%	325,000	-5.8%	335,679	-6.2%	216.6
Jun-18	20	11%	34	-21%	0.59	118	-17%	5.90	69	98.2%	313,600	-1.9%	327,500	0.0%	327,215	0.4%	212.0
Jul-18	16	45%	31	-37%	0.52	117	-21%	7.31	61	97.4%	319,700	1.1%	313,500	14.4%	337,216	13.9%	216.2
Aug-18	14	-30%	42	-2%	0.33	125	-11%	8.93	77	98.8%	311,900	-2.5%	371,250	16.9%	365,493	11.7%	210.9

MARTENSVILLE																	
	Sales	Y/Y%	New Listings	Y/Y%	S/NL Ratio	Inventory	Y/Y%	Months of Supply	DOM	SP/LP	Benchmark Price	Y/Y%	Median Price	Y/Y%	Average Price	Y/Y%	Index
Jan-19	8	-43%	17	-41%	0.47	89	-16%	11.13	113	96.3%	313,200	-0.1%	292,450	-13.1%	304,925	-6.2%	211.8
Feb-19	9	-40%	26	24%	0.35	96	-6%	10.67	115	96.6%	310,000	-0.9%	260,000	-21.2%	250,011	-19.8%	209.6
Mar-19	12	140%	33	-15%	0.36	103	-10%	8.58	95	97.4%	314,000	-1.6%	300,000	-25.9%	289,158	-24.4%	212.3
Apr-19	16	23%	52	53%	0.31	114	4%	7.13	68	97.0%	322,000	1.0%	312,450	-5.3%	298,525	-8.8%	217.7
May-19	15	-21%	36	-29%	0.42	118	-9%	7.87	51	97.4%	317,300	-0.9%	326,000	0.3%	325,493	-3.0%	214.5
Jun-19	18	-10%	42	24%	0.43	121	3%	6.72	43	97.8%	317,500	1.2%	319,250	-2.5%	310,128	-5.2%	214.7
Jul-19	14	-13%	32	3%	0.44	119	2%	8.50	84	97.1%	316,900	-0.9%	367,750	17.3%	370,582	9.9%	214.3
Aug-19	9	-36%	27	-36%	0.33	117	-6%	13.00	70	99.9%	322,200	3.3%	347,800	-6.3%	382,374	4.6%	217.8
Sep-19	10	-38%	22	-8%	0.45	113	0%	11.30	81	97.2%	317,000	-1.4%	309,000	1.0%	276,630	-8.3%	214.3
Oct-19	19	27%	39	-3%	0.49	100	-15%	5.26	65	96.6%	316,000	-1.6%	267,000	-13.9%	276,647	-13.5%	213.7
Nov-19	8	-38%	13	-46%	0.62	88	-16%	11.00	35	95.8%	314,600	-1.3%	297,450	-12.0%	287,550	-18.7%	212.7
Dec-19	10	67%	14	0%	0.71	72	-25%	7.20	58	96.6%	313,100	-2.1%	315,750	22.6%	322,350	25.4%	211.7
2019	148	-11%	353	-8%	0.42	104	-8%	8.45	70	97.2%	316,150	-0.4%	313,750	-5.1%	307,949	-6.4%	213.8
Jan-20	11	38%	38	124%	0.29	89	0%	8.09	58	97.6%	327,800	4.7%	340,000	16.3%	326,182	7.0%	221.6
Feb-20	12	33%	24	-8%	0.50	92	-4%	7.67	88	97.2%	324,500	4.7%	304,750	17.2%	300,417	20.2%	219.4
Mar-20	15	25%	17	-48%	0.88	84	-18%	5.60	66	96.2%	325,300	3.6%	300,000	0.0%	318,043	10.0%	219.9
Apr-20	8	-50%	19	-63%	0.42	79	-31%	9.88	91	95.0%	322,700	0.2%	270,000	-13.6%	254,375	-14.8%	218.2
May-20	21	40%	29	-19%	0.72	76	-36%	3.62	67	98.9%	326,500	2.9%	290,000	-11.0%	291,012	-10.6%	220.8
Jun-20	25	39%	23	-45%	1.09	66	-45%	2.64	59	98.4%	328,500	3.5%	322,000	0.9%	293,428	-5.4%	222.1
Jul-20	16	14%	29	-9%	0.55	66	-45%	4.13	93	99.5%	335,200	5.8%	305,650	-16.9%	319,888	-13.7%	226.6
Aug-20	18	100%	30	11%	0.60	70	-40%	3.89	42	97.5%	335,700	4.2%	369,000	6.1%	339,336	-11.3%	227.0
Sep-20	23	130%	29	32%	0.79	65	-42%	2.83	39	97.3%	339,200	7.0%	278,000	-10.0%	283,765	2.6%	229.3
Oct-20	22	16%	27	-31%	0.81	56	-44%	2.55	54	97.5%	335,100	6.0%	347,750	30.2%	328,573	18.8%	226.6
Nov-20	16	100%	15	15%	1.07	45	-49%	2.81	39	97.5%	333,200	5.9%	357,500	20.2%	358,544	24.7%	225.3
Dec-20	8	-20%	9	-36%	0.89	39	-46%	4.88	53	96.8%	334,500	6.8%	335,000	6.1%	339,306	5.3%	226.2
2020	195	32%	289	-18%	0.67	69	-34%	4.24	60	97.7%	330,683	4.6%	311,000	-0.9%	312,196	1.4%	223.6
Jan-21	6	-45%	22	-42%	0.27	50	-44%	8.33	77	98.1%	340,000	3.7%	302,750	-11.0%	299,167	-8.3%	229.9
Feb-21	18	50%	29	21%	0.62	59	-36%	3.28	33	98.4%	354,000	9.1%	373,500	22.6%	361,256	20.3%	239.4
Mar-21	32	113%	33	94%	0.97	56	-33%	1.75	40	98.7%	355,800	9.4%	329,000	9.7%	317,622	-0.1%	240.6
Apr-21	22	175%	45	137%	0.49	71	-10%	3.23	47	98.9%	357,700	10.8%	369,900	37.0%	360,646	41.8%	241.9
May-21	27	29%	42	45%	0.64	71	-7%	2.63	26	99.1%	359,500	10.1%	365,000	25.9%	354,022	21.7%	243.1
Jun-21	34	36%	37	61%	0.92	63	-5%	1.85	51	97.1%	355,200	8.1%	306,750	-4.7%	320,594	9.3%	240.2
Jul-21	24	50%	23	-21%	1.04	55	-17%	2.29	48	98.6%	359,000	7.1%	372,700	21.9%	372,945	16.6%	242.7
Aug-21	18	0%	31	3%	0.58	58	-17%	3.22	39	96.9%	356,400	6.2%	289,500	-21.5%	304,156	-10.4%	241.0
Sep-21	22	-4%	27	-7%	0.81	57	-12%	2.59	62	98.1%	353,200	4.1%	358,500	29.0%	358,252	26.2%	238.8
Oct-21	19	-14%	21	-22%	0.90	51	-9%	2.68	56	97.7%	352,200	5.1%	289,900	-16.6%	292,289	-11.0%	238.1
Nov-21	23	44%	25	67%	0.92	46	2%	2.00	51	98.0%	356,200	6.9%	349,300	-2.3%	344,213	-4.0%	240.8
Dec-21	7	-13%	14	56%	0.50	50	28%	7.14	34	98.9%	353,700	5.7%	345,000	3.0%	322,143	-5.1%	239.1
2021	252	29%	349	21%	0.72	57	-17%	2.73	46	98.2%	354,408	7.2%	347,250	11.7%	336,853	7.9%	239.6
Jan-22	9	50%	13	-41%	0.69	43	-14%	4.78	67	98.3%	356,100	4.7%	236,000	-22.0%	296,760	-0.8%	240.8
Feb-22	17	-6%	14	-52%	1.21	38	-36%	2.24	28	99.5%	373,000	5.4%	368,000	-1.5%	354,959	-1.7%	252.2
Mar-22	21	-34%	39	18%	0.54	48	-14%	2.29	46	100.3%	372,100	4.6%	349,900	6.4%	343,362	8.1%	251.6
Apr-22	32	45%	31	-31%	1.03	41	-42%	1.28	51	99.5%	374,400	4.7%	305,000	-17.5%	304,706	-15.5%	253.1
May-22	29	7%	35	-17%	0.83	40	-44%	1.38	37	99.4%	377,900	5.1%	329,000	-9.9%	335,176	-5.3%	255.5
Jun-22	23	-32%	29	-22%	0.79	41	-35%	1.78	29	98.8%	377,200	6.2%	391,900	27.8%	365,643	14.1%	255.0
Jul-22	17	-29%	23	0%	0.74	40	-27%	2.35	25	100.0%	379,500	5.7%	400,000	7.3%	401,776	7.7%	256.6
Aug-22	16	-11%	21	-32%	0.76	36	-38%	2.25	27	99.2%	368,300	3.3%	386,500	33.5%	378,419	24.4%	249.0
Sep-22	12	-45%	23	-15%	0.52	37	-35%	3.08	30	99.3%	367,400	4.0%	392,250	9.4%	402,629	12.4%	248.4
Oct-22	12	-37%	25	19%	0.48	37	-27%	3.08	29	96.8%	361,200	2.6%	357,450	23.3%	382,838	31.0%	244.2
Nov-22	16	-30%	13	-48%	1.23	28	-39%	1.75	30	97.8%	359,900	1.0%	356,200	2.0%	359,756	4.5%	243.3
Dec-22	6	-14%	10	-29%	0.60	27	-46%	4.50	42	97.9%	349,700	-1.1%	295,000	-14.5%	312,650	-2.9%	236.4
2022	210	-17%	276	-21%	0.76	38	-34%	2.17	37	99.1%	368,058	3.9%	363,700	4.7%	351,137	4.2%	248.8
Jan-23	6	-33%	12	-8%	0.50	32	-26%	5.33	56	97.6%	359,000	0.8%	378,000	60.2%	341,833	15.2%	242.7
Feb-23	13	-24%	15	7%	0.87	33	-13%	2.54	35	97.9%	368,600	-1.2%	323,000	-12.2%	339,896	-4.2%	249.2
Mar-23	12	-43%	14	-64%	0.86	30	-38%	2.50	54	99.0%	368,300	-1.0%	394,750	12.8%	378,508	10.2%	249.0
Apr-23	9	-72%	33	6%	0.27	47	15%	5.22	53	97.4%	373,800	-0.2%	439,900	44.2%	453,911	49.0%	252.7
May-23	28	-3%	31	-11%	0.90	42	5%	1.50	33	98.4%	380,900	0.8%	359,950	9.4%	339,139	1.2%	257.5
Jun-23	22	-4%	28	-3%	0.79	45	10%	2.05	32	100.2%	377,900	0.2%	377,500	-3.7%	391,064	7.0%	255.5
Jul-23	24	41%	30	30%	0.80	46	15%	1.92	32	98.1%	379,100	-0.1%	369,450	-7.6%	374,458	-6.8%	256.3
Aug-23	18	13%	26	24%	0.69	46	28%	2.56	27	98.7%	369,700	0.4%	389,900	0.9%	349,144	-7.7%	250.0
Sep-23	15	25%	28	22%	0.54	47	27%	3.13	25	98.5%	383,200	4.3%	359,900	-8.2%	378,867	-5.9%	259.1
Oct-23	13	8%	23	-8%	0.57	52	41%	4.00	43	99.0%	377,400	4.5%	265,000	-25.9%	367,135	-4.1%	255.2
Nov-23	9	-44%	16	23%	0.56	48	71%	5.33	30	97.4%	378,800	5.3%	422,500	18.6%	436,978	21.5%	256.1
Dec-23	4	-33%	8	-20%	0.50	42	56%	10.50	40	98.7%	370,600	6.0%	311,450	5.6%	364,450	16.6%	250.6
2023	173	-18%	264	-4%	0.66	43	12%	2.95	36	98.5%	373,942	1.6%	384,100	5.6%	371,758	5.9%	252.8
Jan-24	12	100%	13	8%	0.92	35	9%	2.92	52	96.9%	374,600	4.3%	238,750	-36.8%	273,075	-20.1%	253.3
Feb-24	8	-38%	17	13%	0.47	39	18%	4.88	92	99.4%	387,700	5.2%	418,500	29.6%	401,763	18.2%	262.1
Mar-24	21	75%	21	50%	1.00	37	23%	1.76	73	98.5%	385,100	4.6%	379,900	-3.8%	353,267	-6.7%	260.4
Apr-24	22	144%	24	-27%	0.92	31	-34%	1.41	63	100.9%	390,100	4.4%	430,900	-2.0%	380,514	-16.2%	263.8
May-24	27	-4%	35	13%	0.77	34	-19%	1.26	42	99.4%	397,800	4.4%	385,000	7.0%	386,652	14.0%	269.0
Jun-24	22	0%	14	-50%	1.57	24	-47%	1.09	30	99.8%	398,800	5.5%	443,200	17.4%	405,823	3.8%	269.6
Jul-24	18	-25%	22	-27%	0.82	24	-48%	1.33	55	99.9%	400,700	5.7%	418,450	13.3%	399,335	6.6%	270.9
Aug-24	16	-11%	19	-27%	0.84	23	-50%	1.44	21	99.0%	398,600	7.8%	346,400	-11.2%	359,653	3.0%	269.

MARTENSVILLE																	
	Sales	Y/Y%	New Listings	Y/Y%	S/NL Ratio	Inventory	Y/Y%	Months of Supply	DOM	SP/LP	Benchmark Price	Y/Y%	Median Price	Y/Y%	Average Price	Y/Y%	Index
Jan-13	13	160%	43	48%	0.30	73	14%	5.62	83	97.5%	339,500	3.7%	305,000	8.9%	292,800	-1.5%	227.2
Feb-13	13	-24%	33	50%	0.39	84	42%	6.46	38	98.8%	343,200	3.2%	311,900	1.4%	290,038	-10.5%	229.7
Mar-13	23	21%	28	-36%	0.82	79	13%	3.43	38	98.7%	349,500	2.6%	357,900	4.6%	352,626	1.5%	233.9
Apr-13	22	0%	46	15%	0.48	88	21%	4.00	49	98.6%	348,000	1.7%	325,250	-1.7%	322,868	0.0%	232.9
May-13	28	56%	37	32%	0.76	83	17%	2.96	54	99.0%	351,400	3.9%	329,900	7.8%	328,814	2.6%	235.2
Jun-13	13	-19%	34	48%	0.38	84	20%	6.46	43	98.7%	349,400	2.0%	338,000	0.0%	335,800	-0.6%	233.9
Jul-13	27	93%	35	84%	0.77	84	31%	3.11	54	98.5%	349,800	1.7%	329,900	-6.8%	325,203	-5.9%	234.1
Aug-13	25	32%	34	48%	0.74	74	40%	2.96	56	98.3%	351,200	1.6%	330,000	-5.7%	328,958	-1.2%	235.1
Sep-13	19	0%	27	35%	0.70	70	56%	3.68	62	98.4%	354,600	4.7%	323,000	-0.6%	312,960	-3.6%	237.3
Oct-13	13	-13%	32	-3%	0.41	75	36%	5.77	334	98.1%	341,800	-0.4%	333,000	4.4%	341,785	7.7%	228.8
Nov-13	14	100%	26	86%	0.54	72	26%	5.14	62	98.8%	346,600	3.9%	340,400	21.1%	332,900	19.4%	232.0
Dec-13	9	13%	18	38%	0.50	57	14%	6.33	38	98.2%	349,500	1.7%	340,000	17.3%	351,400	15.2%	233.9
2013	219	22%	393	28%	0.56	77	26%	4.21	69	98.5%	347,875	2.5%	329,900	0.5%	326,848	0.3%	232.8
Jan-14	11	-15%	31	-28%	0.35	53	-27%	4.82	52	99.5%	352,100	3.7%	346,000	13.4%	343,273	17.2%	235.7
Feb-14	18	38%	29	-12%	0.62	52	-38%	2.89	54	97.8%	354,000	3.1%	335,900	7.7%	354,089	22.1%	236.9
Mar-14	16	-30%	33	18%	0.48	53	-33%	3.31	24	97.9%	352,300	0.8%	316,000	-11.7%	317,525	-10.0%	235.8
Apr-14	23	5%	29	-37%	0.79	55	-38%	2.39	30	98.1%	351,500	1.0%	339,900	4.5%	358,878	11.2%	235.3
May-14	24	-14%	34	-8%	0.71	52	-37%	2.17	36	98.3%	356,700	1.5%	350,000	6.1%	352,338	7.2%	238.8
Jun-14	16	23%	28	-18%	0.57	57	-32%	3.56	42	97.8%	356,000	1.9%	324,450	-4.0%	321,563	-4.2%	238.3
Jul-14	18	-33%	28	-20%	0.64	51	-39%	2.83	48	98.2%	359,000	2.6%	340,000	3.1%	345,228	6.2%	240.3
Aug-14	11	-56%	33	-3%	0.33	59	-20%	5.36	50	98.8%	354,700	1.0%	290,000	-12.1%	308,109	-6.3%	237.4
Sep-14	17	-11%	31	15%	0.55	54	-23%	3.18	36	97.7%	354,100	-0.1%	367,000	13.6%	359,918	15.0%	237.0
Oct-14	23	77%	29	-9%	0.79	51	-32%	2.22	76	98.4%	349,600	2.3%	346,000	3.9%	326,207	-4.6%	234.0
Nov-14	12	-14%	24	-8%	0.50	56	-22%	4.67	41	97.5%	354,000	2.1%	325,250	-4.5%	321,125	-3.5%	236.9
Dec-14	5	-44%	10	-44%	0.50	50	-12%	10.00	54	97.7%	350,100	0.2%	345,000	1.5%	324,780	-7.6%	234.3
2014	194	-11%	339	-14%	0.57	54	-30%	3.31	45	98.1%	353,675	1.7%	341,900	3.6%	339,110	3.8%	236.7
Jan-15	5	-55%	14	-55%	0.36	54	2%	10.80	71	97.3%	354,600	0.7%	350,000	1.2%	365,200	6.4%	237.3
Feb-15	6	-67%	30	3%	0.20	62	19%	10.33	56	97.5%	355,500	0.4%	293,500	-12.6%	302,067	-14.7%	238.0
Mar-15	10	-38%	31	-6%	0.32	73	38%	7.30	49	98.0%	352,700	0.1%	359,750	13.8%	382,030	20.3%	236.1
Apr-15	16	-30%	42	45%	0.38	82	49%	5.13	45	97.7%	351,900	0.1%	326,000	-4.1%	320,544	-10.7%	235.5
May-15	24	0%	47	38%	0.51	82	58%	3.42	53	98.4%	349,000	-2.2%	333,000	-4.9%	332,458	-5.6%	233.6
Jun-15	13	-19%	42	50%	0.31	97	70%	7.46	55	98.1%	349,200	-1.9%	325,000	0.2%	348,354	8.3%	233.7
Jul-15	19	6%	41	46%	0.46	93	82%	4.89	35	97.9%	351,500	-2.1%	359,000	5.6%	349,258	1.2%	235.3
Aug-15	13	18%	30	-9%	0.43	91	54%	7.00	52	98.2%	347,600	-2.0%	365,000	25.9%	359,723	16.8%	232.7
Sep-15	13	-24%	31	0%	0.42	82	52%	6.31	51	97.1%	340,600	-3.8%	335,000	-8.7%	340,646	-5.4%	228.0
Oct-15	13	-43%	28	-3%	0.46	76	49%	5.85	63	98.1%	348,000	-0.5%	362,500	4.8%	362,638	11.2%	232.9
Nov-15	8	-33%	20	-17%	0.40	66	18%	8.25	54	97.4%	345,600	-2.4%	343,500	5.6%	365,438	13.8%	231.3
Dec-15	12	140%	23	130%	0.52	56	12%	4.67	76	97.3%	337,400	-3.6%	324,250	-6.0%	348,258	7.2%	225.8
2015	152	-22%	379	12%	0.40	76	42%	6.01	53	97.8%	348,633	-1.4%	337,500	-1.3%	346,399	2.1%	233.4
Jan-16	9	80%	30	114%	0.30	64	19%	7.11	45	98.3%	334,400	-5.7%	332,000	-5.1%	335,478	-8.1%	223.8
Feb-16	9	50%	33	10%	0.27	73	18%	8.11	59	97.5%	339,100	-4.6%	333,000	13.5%	317,056	5.0%	227.0
Mar-16	13	30%	32	3%	0.41	83	14%	6.38	61	96.8%	341,400	-3.2%	325,000	-9.7%	353,800	-7.4%	228.5
Apr-16	11	-31%	38	-10%	0.29	83	1%	7.55	40	97.4%	344,600	-2.1%	364,500	11.8%	378,382	18.0%	230.7
May-16	16	-33%	45	-4%	0.36	88	7%	5.50	33	97.1%	344,500	-1.3%	333,950	0.3%	341,790	2.8%	230.6
Jun-16	19	46%	34	-19%	0.56	81	-16%	4.26	35	97.9%	349,400	0.1%	356,000	9.5%	358,042	2.8%	233.9
Jul-16	15	-21%	36	-12%	0.42	78	-16%	5.20	48	97.5%	342,900	-2.4%	335,000	-6.7%	316,120	-9.5%	229.5
Aug-16	17	31%	34	13%	0.50	76	-16%	4.47	44	97.4%	337,600	-2.9%	340,000	-6.8%	329,782	-8.3%	226.0
Sep-16	18	38%	33	6%	0.55	70	-15%	3.89	48	98.1%	338,700	-0.6%	333,500	-0.4%	347,722	2.1%	226.7
Oct-16	16	23%	20	-29%	0.80	58	-24%	3.63	54	96.9%	338,000	-2.9%	296,000	-18.3%	291,657	-19.6%	226.2
Nov-16	11	38%	29	45%	0.38	60	-9%	5.45	50	96.7%	329,400	-4.7%	344,500	0.3%	350,073	-4.2%	220.5
Dec-16	4	-67%	17	-26%	0.24	57	2%	14.25	54	96.2%	329,000	-2.5%	250,750	-22.7%	242,875	-30.3%	220.2
2016	158	4%	381	1%	0.41	73	-5%	5.51	46	97.4%	339,083	-2.7%	335,500	-0.6%	335,454	-3.2%	227.0
Jan-17	6	-33%	31	3%	0.19	61	-5%	10.17	43	96.7%	341,600	2.2%	356,250	7.3%	362,567	8.1%	228.6
Feb-17	10	11%	43	30%	0.23	77	5%	7.70	32	97.4%	339,800	0.2%	322,500	-3.2%	314,230	-0.9%	227.4
Mar-17	11	-15%	39	22%	0.28	88	6%	8.00	32	96.9%	335,600	-1.7%	342,000	5.2%	325,036	-8.1%	224.6
Apr-17	10	-9%	30	-21%	0.33	93	12%	9.30	54	100.5%	334,000	-3.1%	335,950	-7.8%	337,970	-10.7%	223.6
May-17	18	13%	39	-13%	0.46	97	10%	5.39	48	97.7%	342,200	-0.7%	348,950	4.5%	362,533	6.1%	229.0
Jun-17	14	-26%	32	-6%	0.44	94	16%	6.71	56	97.7%	340,000	-2.7%	352,250	-1.1%	338,250	-5.5%	227.6
Jul-17	9	-40%	44	22%	0.20	101	29%	11.22	81	96.4%	335,500	-2.2%	330,000	-1.5%	314,778	-0.4%	224.6
Aug-17	17	0%	32	-6%	0.53	91	20%	5.35	60	97.6%	339,300	0.5%	327,000	-3.8%	346,353	5.0%	227.1
Sep-17	2	-89%	35	6%	0.06	95	36%	47.50	12	98.8%	335,000	-1.1%	454,500	36.3%	454,500	30.7%	224.2
Oct-17	18	13%	32	60%	0.56	81	40%	4.50	63	96.9%	331,700	-1.9%	329,750	11.4%	358,717	23.0%	222.0
Nov-17	12	9%	19	-34%	0.63	75	25%	6.25	45	97.0%	331,400	0.6%	372,000	8.0%	370,304	5.8%	221.8
Dec-17	4	0%	17	0%	0.24	72	26%	18.00	74	102.2%	325,000	-1.2%	370,409	47.7%	431,454	77.6%	217.5
2017	131	-17%	393	3%	0.33	85	18%	7.82	52	97.7%	335,925	-0.9%	342,000	1.9%	349,544	4.2%	224.8
Jan-18	14	133%	19	-39%	0.74	59	-3%	4.21	94	98.3%	333,300	-2.4%	336,500	-5.5%	325,100	-10.3%	223.1
Feb-18	11	10%	18	-58%	0.61	59	-23%	5.36	78	98.6%	331,800	-2.4%	341,500	5.9%	341,345	8.6%	222.1
Mar-18	5	-55%	30	-23%	0.17	69	-22%	13.80	20	96.9%	338,300	0.8%	405,000	18.4%	382,500	17.7%	226.4
Apr-18	12	20%	27	-10%	0.44	72	-23%	6.00	78	98.2%	337,000	0.9%	333,200	-0.8%	330,375	-2.2%	225.6
May-18	15	-17%	36	-8%	0.42	83	-14%	5.53	63	96.1%	338,900	-1.0%	331,900	-4.9%	360,227	-0.6%	226.8
Jun-18	16	14%	25	-22%	0.64	80	-15%	5.00	68	98.1%	331,500	-2.5%	338,500	-3.9%	347,211	2.6%	221.9
Jul-18	13	44%	22	-50%	0.59	77	-24%	5.92	44	97.2%	338,300	0.8%	335,000	1.5%	351,281	11.6%	226.4
Aug-18	14	-18%	24	-25%	0.58	76	-16%	5.43	77	98.8%	329,500	-2.9%	371,250	13.5%	365,493	5.5%	220.5
Sep-18	12	500%	19	-46													

