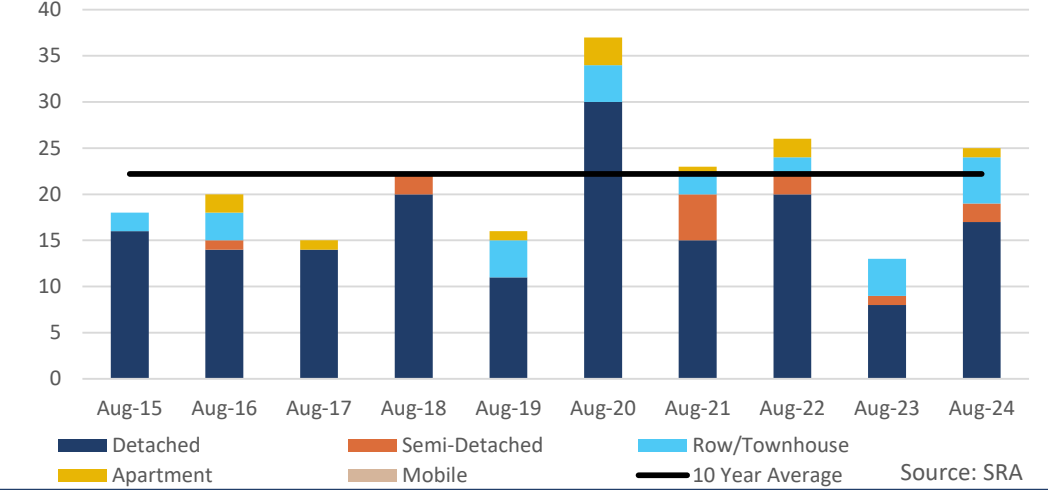


Monthly Sales Comparison



SALES
25

↑ 92.3% Y/Y | ↓ 4.3% YTD

VS. 10-YEAR AVERAGE

↑ 12.6% | ↓ 19.7% YTD

NEW LISTINGS
27

↓ 6.9% Y/Y | ↓ 4.7% YTD

VS. 10-YEAR AVERAGE

↓ 40.3% | ↓ 42.7% YTD

TOTAL RESIDENTIAL BENCHMARK PRICE

\$ 462,700 | **↑ 10.2% Y/Y**

Monthly trend*

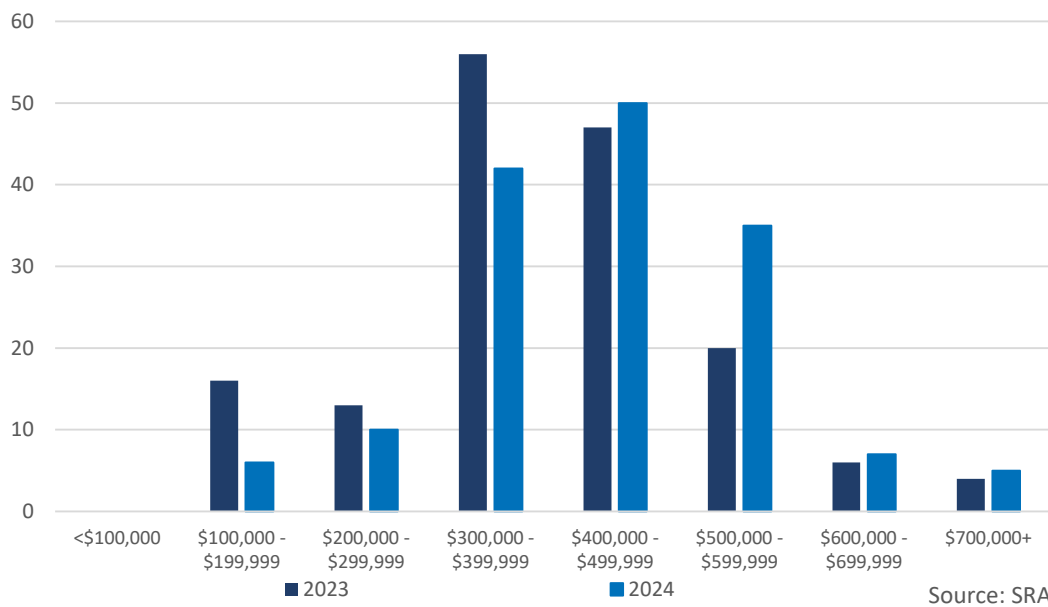
INVENTORY
42

↓ 28.8% Y/Y | Monthly trend*

VS. 10-YEAR AVERAGE

↓ 64.1% | ↓ 65.9% YTD

Residential Sales by Price Range



MONTHS OF SUPPLY
1.68

↓ 63.0% Y/Y | Monthly trend*

VS. 10-YEAR AVERAGE

↓ 70.5% | ↓ 59.3% YTD



August 2024

	Sales		New Listings		Inventory		Months of Supply		DOM	Benchmark		Avg Price	
	Actual	Y/Y%	Actual	Y/Y%	Actual	Y/Y%	Actual	Y/Y%	Actual	Actual	Y/Y%	Actual	Y/Y%
Detached	17	113%	21	24%	31	-21%	1.82	-63%	28	\$498,000	12%	\$507,388	27%
Semi-Detached	2	100%	0	-100%	1	-88%	0.50	-94%	105	\$379,400	10%	\$375,200	8%
Row/Townhouse	5	25%	5	25%	6	-25%	1.20	-40%	59	\$381,000	11%	\$374,200	-5%
Apartment	1	-	1	-67%	4	0%	4.00	-	16	\$261,600	13%	\$280,000	-
Acreage	0	-	0	-	0	-	-	-	-	-	-	-	-
Mobile	0	-	0	-	0	-	-	-	-	-	-	-	-
Muti-Family	0	-	0	-	0	-	-	-	-	-	-	-	-
Total Residential	25	92%	27	-7%	42	-29%	1.68	-63%	40	\$462,700	10%	\$461,080	17%

10-Year Averages

	Sales		New Listings		Inventory		Months of Supply		DOM	Benchmark		Avg Price	
	Avg	%Diff	Avg	%Diff	Avg	%Diff	Avg	%Diff	Avg	Avg	%Diff	Avg	%Diff
Total Residential	22	13%	45	-40%	117	-64%	5.70	-71%	51	\$367,490	26%	\$367,856	25%

Year-to-Date

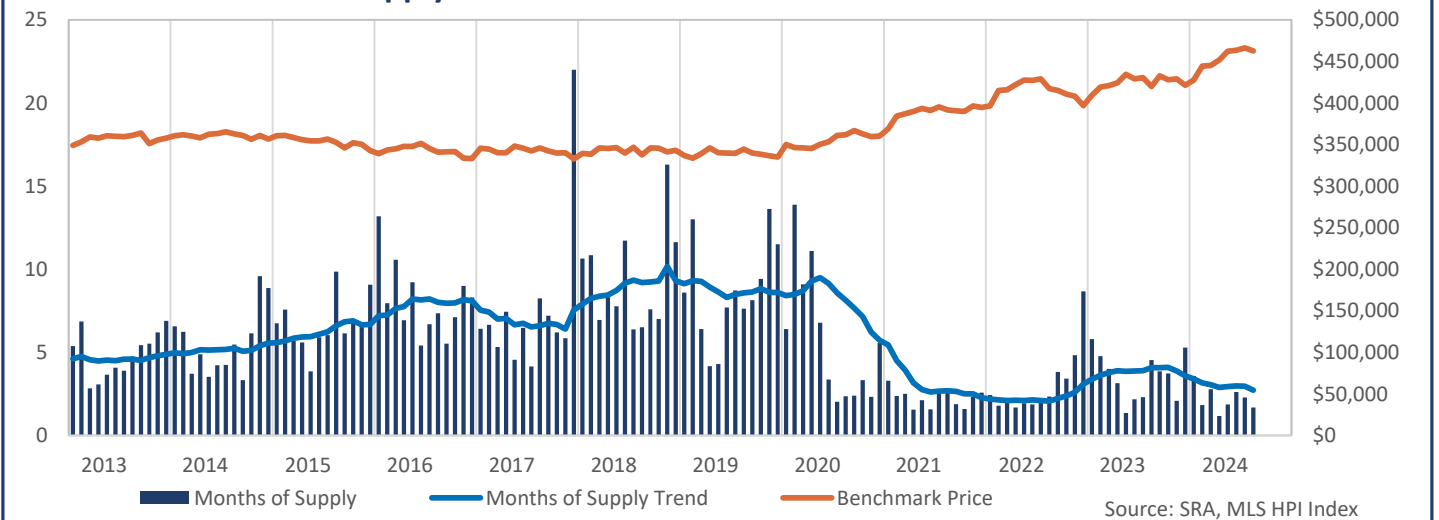
August 2024

	Sales		New Listings		Inventory		Months of Supply		DOM	Benchmark		Avg Price	
	Actual	Y/Y%	Actual	Y/Y%	Actual	Y/Y%	Actual	Y/Y%	Actual	Actual	Y/Y%	Actual	Y/Y%
Detached	111	16%	163	12%	26	-28%	1.86	-38%	31	\$486,625	9%	\$492,254	7%
Semi-Detached	10	-41%	11	-56%	4	-48%	2.80	-12%	65	\$368,038	6%	\$367,071	8%
Row/Townhouse	26	-19%	40	-7%	8	-30%	2.46	-14%	40	\$367,863	11%	\$356,860	-3%
Apartment	8	-53%	10	-52%	3	-39%	2.75	30%	53	\$250,238	11%	\$210,413	8%
Acreage	0	-	0	-	0	-	-	-	-	-	-	-	-
Mobile	0	-	0	-	0	-	-	-	-	-	-	-	-
Muti-Family	0	-	0	-100%	0	-100%	-	-	-	-	-	-	-
Total Residential	155	-4%	224	-5%	40	-32%	2.07	-29%	36	\$452,875	7%	\$446,920	11%

10-Year Averages

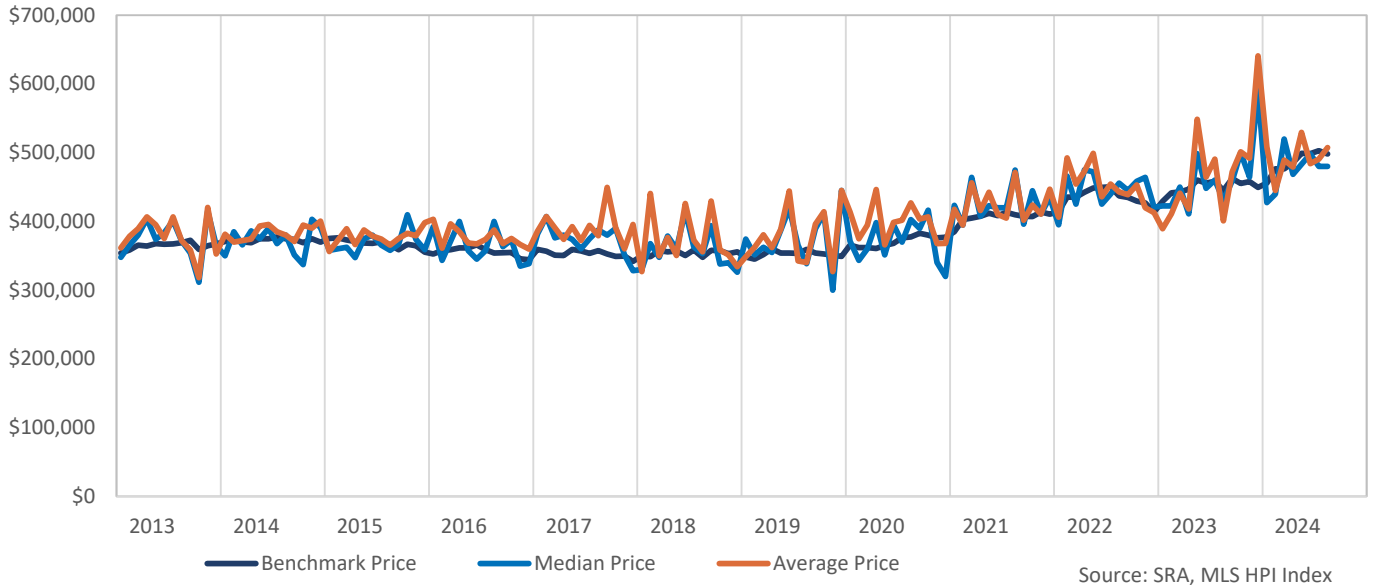
	Sales		New Listings		Inventory		Months of Supply		DOM	Benchmark		Avg Price	
	Avg	%Diff	Avg	%Diff	Avg	%Diff	Avg	%Diff	Avg	Avg	%Diff	Avg	%Diff
Total Residential	193	-20%	391	-43%	118	-66%	5.09	-59%	52	\$367,126	23%	\$372,165	20%

Residential Months of Supply and Price

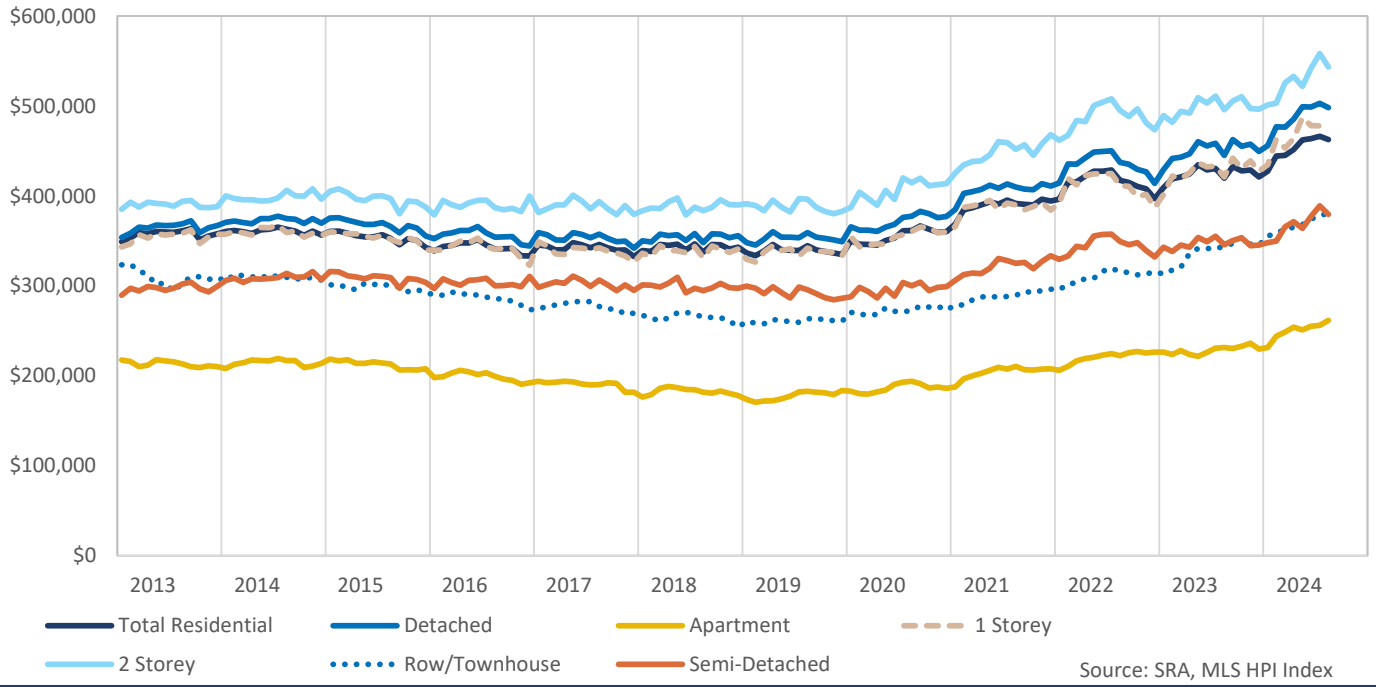




Detached Pricing



Benchmark Price





HPI Benchmark Attributes

Composite	
Bedrooms, Above Ground	3
Bathrooms, Full	2
Bathrooms, Half	0
Garage	Attached, Double width
Gross Living Area, Above Ground (Sq. Ft.)	1270
Lot Size	-
Fireplaces, Number of	0
Year Built	2011
August 2024 Benchmark Price	\$462,700
Detached Share of Sales, Last 3 Years	71%
Semi-Detached Share of Sales, Last 3 Years	5%
Apartment Share of Sales, Last 3 Years	8%
Townhouse Share of Sales, Last 3 Years	14%

	Detached	1 Storey	2 Storey
Bedrooms, Above Ground	3	3	3
Bathrooms, Full	2	2	2
Bathrooms, Half	0	0	1
Garage	Attached, Double width	Attached, Double width	Attached, Double width
Gross Living Area, Above Ground (Sq. Ft.)	1284	1233	1409
Lot Size	6000	6000	5755
Fireplaces, Number of	0	0	1
Year Built	2010	2009	2012
August 2024 Benchmark Price	\$498,000	\$477,500	\$543,400
Share of Total Sales, Last 3 Years	71%	54%	24%

	Semi-Detached	Row/Townhouse	Apartment
Bedrooms, Above Ground	3	3	2
Bathrooms, Full	2	1	1
Bathrooms, Half	1	1	0
Garage	Attached, Single width	Attached, Double width	Attached, Single width
Gross Living Area, Above Ground (Sq. Ft.)	1203	1421	1043
Fireplaces, Number of	0	1	0
Year Built	2012	2014	2009
August 2024 Benchmark Price	\$379,400	\$381,000	\$261,600
Share of Total Sales, Last 3 Years	5%	14%	8%

WARMAN																	
	Sales	Y/Y%	New Listings	Y/Y%	S/NL Ratio	Inventory	Y/Y%	Months of Supply	DOM	SP/LP	Benchmark Price	Y/Y%	Median Price	Y/Y%	Average Price	Y/Y%	Index
Jan-13	16	78%	43	19%	0.37	86	26%	5.38	50	99.1%	349,000	3.5%	347,500	-3.5%	359,381	-3.8%	220.6
Feb-13	14	-7%	43	39%	0.33	96	26%	6.86	50	97.7%	353,400	3.2%	362,700	12.3%	372,707	22.1%	223.4
Mar-13	35	84%	50	-23%	0.70	99	-3%	2.83	47	99.2%	359,100	2.7%	349,900	1.0%	372,537	6.0%	227.0
Apr-13	33	32%	53	43%	0.62	101	2%	3.06	49	99.4%	357,700	1.7%	345,000	-2.8%	365,309	-3.1%	226.1
May-13	35	6%	77	71%	0.45	128	31%	3.66	54	99.4%	360,400	3.9%	354,900	-0.9%	361,863	-0.3%	227.8
Jun-13	29	53%	39	44%	0.74	118	37%	4.07	45	99.1%	359,800	2.4%	358,000	-2.2%	360,290	5.2%	227.4
Jul-13	29	12%	40	100%	0.73	113	64%	3.90	63	98.4%	359,500	2.0%	387,000	13.7%	378,492	11.7%	227.2
Aug-13	24	50%	49	26%	0.49	114	50%	4.75	74	98.5%	361,100	1.8%	353,500	-7.5%	349,652	-6.6%	228.3
Sep-13	23	77%	58	81%	0.40	125	51%	5.43	41	99.3%	363,700	4.7%	334,900	-5.6%	341,978	-6.3%	229.9
Oct-13	23	15%	49	88%	0.47	127	76%	5.52	51	98.7%	351,100	-0.3%	307,000	-12.5%	307,896	-13.5%	221.9
Nov-13	21	24%	53	36%	0.40	130	63%	6.19	55	98.5%	355,500	3.7%	355,000	18.3%	372,267	15.8%	224.7
Dec-13	17	42%	25	25%	0.68	117	65%	6.88	73	98.4%	357,700	1.5%	319,900	-7.5%	343,347	-5.2%	226.1
2013	299	33%	579	39%	0.52	113	38%	4.53	54	98.9%	357,333	2.6%	349,900	0.1%	358,345	1.6%	225.9
Jan-14	18	13%	46	7%	0.39	118	37%	6.56	95	98.3%	360,400	3.3%	323,900	-6.8%	336,031	-6.5%	227.8
Feb-14	22	57%	70	63%	0.31	137	43%	6.23	66	99.5%	361,600	2.3%	321,225	-11.4%	343,584	-7.8%	228.6
Mar-14	35	0%	49	-2%	0.71	130	31%	3.71	74	99.2%	360,300	0.3%	337,500	-3.5%	361,493	-3.0%	227.7
Apr-14	32	-3%	82	55%	0.39	156	54%	4.88	59	99.1%	358,100	0.1%	355,250	3.0%	346,184	-5.2%	226.4
May-14	44	26%	72	-6%	0.61	155	21%	3.52	51	99.3%	362,300	0.5%	367,500	3.6%	371,358	2.6%	229.0
Jun-14	40	38%	74	90%	0.54	169	43%	4.23	49	98.9%	363,000	0.9%	361,500	1.0%	379,881	5.4%	229.5
Jul-14	38	31%	67	68%	0.57	161	42%	4.24	49	98.7%	365,200	1.6%	351,000	-9.3%	368,774	-2.6%	230.8
Aug-14	28	17%	54	10%	0.52	153	34%	5.46	58	98.9%	362,800	0.5%	340,000	-3.8%	354,250	1.3%	229.3
Sep-14	46	100%	78	34%	0.59	153	22%	3.33	58	98.5%	361,000	-0.7%	335,500	0.2%	347,800	1.7%	228.2
Oct-14	27	17%	70	43%	0.39	166	31%	6.15	55	100.0%	356,300	1.5%	330,350	7.6%	366,006	18.9%	225.2
Nov-14	17	-19%	37	-30%	0.46	163	25%	9.59	40	98.7%	360,900	1.5%	380,000	7.0%	370,232	-0.5%	228.1
Dec-14	16	-6%	27	8%	0.59	142	21%	8.88	58	98.1%	356,500	-0.3%	386,250	20.7%	384,413	12.0%	225.3
2014	363	21%	726	25%	0.50	150	33%	4.97	58	99.0%	360,700	0.9%	345,000	-1.4%	361,241	0.8%	228.0
Jan-15	24	33%	75	63%	0.32	162	37%	6.75	64	98.4%	360,700	0.1%	322,450	-0.4%	332,823	-1.0%	228.0
Feb-15	23	5%	55	-21%	0.42	174	27%	7.57	60	98.7%	361,000	-0.2%	350,000	9.0%	350,383	2.0%	228.2
Mar-15	34	-3%	84	71%	0.40	193	48%	5.68	55	98.9%	358,500	-0.5%	351,950	4.3%	364,836	0.9%	226.6
Apr-15	37	16%	82	0%	0.45	207	33%	5.59	53	99.3%	355,800	-0.6%	329,900	-7.1%	347,259	0.3%	224.9
May-15	50	14%	66	-8%	0.76	193	25%	3.86	77	98.5%	354,400	-2.2%	332,675	-9.5%	361,351	-2.7%	224.0
Jun-15	33	-18%	70	-5%	0.47	195	15%	5.91	57	98.8%	354,400	-2.4%	370,000	2.4%	358,912	-5.5%	224.0
Jul-15	32	-16%	80	19%	0.40	193	20%	6.03	63	99.3%	356,700	-2.3%	348,850	-0.6%	353,584	-4.1%	225.5
Aug-15	20	-29%	57	6%	0.35	197	29%	9.85	48	97.3%	352,600	-2.8%	342,450	0.7%	350,065	-1.2%	222.9
Sep-15	29	-37%	70	-10%	0.41	178	16%	6.14	59	98.0%	345,800	-4.2%	362,500	8.0%	361,569	4.0%	218.6
Oct-15	22	-19%	39	-44%	0.56	153	-8%	6.95	49	99.2%	352,300	-1.1%	381,500	15.5%	366,216	0.1%	222.7
Nov-15	22	29%	49	32%	0.45	146	-10%	6.64	69	98.4%	350,300	-2.9%	352,450	-7.3%	356,407	-3.7%	221.4
Dec-15	14	-13%	27	0%	0.52	127	-11%	9.07	72	97.4%	342,500	-3.9%	349,950	-9.4%	377,814	-1.7%	216.5
2015	340	-6%	754	4%	0.45	177	17%	6.23	61	98.6%	353,750	-1.9%	346,250	0.4%	356,470	-1.3%	223.6
Jan-16	11	-54%	59	-21%	0.19	145	-10%	13.18	72	97.8%	338,900	-6.0%	362,500	12.4%	374,800	12.6%	214.2
Feb-16	20	-13%	54	-2%	0.37	159	-9%	7.95	72	98.6%	343,500	-4.8%	343,450	-1.9%	367,340	4.8%	217.1
Mar-16	16	-53%	61	-27%	0.26	169	-12%	10.56	55	98.5%	345,000	-3.8%	357,000	1.4%	384,238	5.3%	218.1
Apr-16	25	-32%	80	-2%	0.31	173	-16%	6.92	67	98.7%	347,600	-2.3%	392,500	19.0%	376,984	8.6%	219.7
May-16	19	-62%	62	-6%	0.31	175	-9%	9.21	50	98.5%	347,800	-1.9%	326,900	-1.7%	348,595	-3.5%	219.8
Jun-16	29	-12%	48	-31%	0.60	157	-19%	5.41	63	99.0%	351,300	-0.9%	342,000	-7.6%	352,434	-1.8%	222.1
Jul-16	22	-31%	50	-38%	0.44	147	-24%	6.68	56	98.6%	345,200	-3.2%	347,500	-0.4%	354,687	0.3%	218.2
Aug-16	20	0%	52	-9%	0.38	147	-25%	7.35	59	98.6%	340,900	-3.3%	342,000	-0.1%	349,965	0.0%	215.5
Sep-16	23	-21%	49	-30%	0.47	127	-29%	5.52	56	98.7%	341,200	-1.3%	347,000	-4.3%	352,352	-2.5%	215.7
Oct-16	17	-23%	42	8%	0.40	121	-21%	7.12	62	99.4%	341,600	-3.0%	352,000	-7.7%	357,597	-2.4%	215.9
Nov-16	13	-41%	47	-4%	0.28	117	-20%	9.00	58	98.2%	333,600	-4.8%	300,000	-14.9%	333,985	-6.3%	210.9
Dec-16	13	-7%	33	22%	0.39	108	-15%	8.31	53	98.4%	333,200	-2.7%	335,000	-4.3%	330,481	-12.5%	210.6
2016	228	-33%	637	-16%	0.36	145	-18%	7.65	60	98.6%	342,483	-3.2%	344,950	-0.4%	357,498	0.3%	216.5
Jan-17	17	55%	50	-15%	0.34	109	-25%	6.41	52	98.2%	345,400	1.9%	369,000	1.8%	360,685	-3.8%	218.3
Feb-17	17	-15%	39	-28%	0.44	113	-29%	6.65	52	97.9%	344,300	0.2%	403,000	17.3%	373,988	1.8%	217.6
Mar-17	22	38%	48	-21%	0.46	117	-31%	5.32	52	98.1%	339,900	-1.5%	374,000	4.8%	376,616	-2.0%	214.9
Apr-17	18	-28%	63	-21%	0.29	134	-23%	7.44	42	97.8%	340,200	-2.1%	379,500	-3.3%	356,233	-5.5%	215.0
May-17	31	63%	73	18%	0.42	141	-19%	4.55	48	98.0%	348,200	0.1%	358,000	9.5%	371,723	6.6%	220.1
Jun-17	23	-21%	64	33%	0.36	149	-5%	6.48	52	97.6%	345,700	-1.6%	336,000	-1.8%	356,691	1.2%	218.5
Jul-17	32	45%	44	-12%	0.73	133	-10%	4.16	52	97.8%	342,400	-0.8%	372,750	7.3%	386,925	9.1%	216.4
Aug-17	17	-15%	56	8%	0.30	140	-5%	8.24	50	98.1%	346,000	1.5%	380,000	11.1%	371,076	6.0%	218.7
Sep-17	19	-17%	45	-8%	0.42	137	8%	7.21	58	96.6%	342,300	0.3%	360,000	3.7%	408,942	16.1%	216.4
Oct-17	20	18%	47	12%	0.43	124	2%	6.20	47	96.5%	339,700	-0.6%	380,250	8.0%	385,270	7.7%	214.7
Nov-17	20	54%	41	-13%	0.49	117	0%	5.85	61	97.5%	340,000	1.9%	341,250	13.8%	341,670	2.3%	214.9
Dec-17	5	-62%	24	-27%	0.21	110	2%	22.00	45	97.3%	332,600	-0.2%	281,400	-16.0%	365,880	10.7%	210.2
2017	241	6%	594	-7%	0.41	127	-13%	6.32	51	97.6%	342,225	-0.1%	365,000	5.8%	372,376	4.2%	216.3
Jan-18	11	-35%	46	-8%	0.24	117	7%	10.64	76	96.6%	339,300	-1.8%	295,000	-20.1%	287,336	-20.3%	214.5
Feb-18	12	-29%	39	0%	0.31	130	15%	10.83	32	96.7%	338,300	-1.7%	327,000	-18.9%	371,896	-0.6%	213.8
Mar-18	20	-9%	47	-2%	0.43	139	19%	6.95	65	97.0%	346,000	1.8%	329,450	-11.9%	338,445	-10.1%	218.7
Apr-18	19	6%	81	29%	0.23	158	18%	8.32	61	97.2%	345,100	1.4%	320,000	-15.7%	342,432	-3.9%	218.1
May-18	22	-29%	63	-14%	0.35	171	21%	7.77	54	97.8%	346,400	-0.5%	343,250	-4.1%	333,252	-10.3%	219.0
Jun-18	14	-39%	35	-45%	0.40	164	10%	11.71	60	96.6%	339,800	-1.7%	394,000	17.3%	354,554	-0.6%	214.8
Jul-18	24	-25%	53	20%	0.45	153	15%	6.38	77	97.7%	346,700	1.3%	357,400	-4.1%	363,092	-6.2%	219.2
Aug-18	22	29%	40	-29%	0.55	143	2%	6.50	76	97.4%	337,600	-2.4%	338,450	-10.9%	349,922	-	

WARMAN																	
	Sales	Y/Y%	New Listings	Y/Y%	S/NL Ratio	Inventory	Y/Y%	Months of Supply	DOM	SP/LP	Benchmark Price	Y/Y%	Median Price	Y/Y%	Average Price	Y/Y%	Index
Jan-19	12	9%	39	-15%	0.31	103	-12%	8.58	81	98.4%	336,700	-0.8%	359,500	21.9%	331,233	15.3%	212.8
Feb-19	9	-25%	37	-5%	0.24	117	-10%	13.00	56	96.6%	333,600	-1.4%	285,000	-12.8%	333,461	-10.3%	210.9
Mar-19	20	0%	49	4%	0.41	128	-8%	6.40	61	97.6%	338,900	-2.1%	355,500	7.9%	364,820	7.8%	214.2
Apr-19	31	63%	58	-28%	0.53	129	-18%	4.16	57	97.8%	345,900	0.2%	343,000	7.2%	329,819	-3.7%	218.6
May-19	28	27%	43	-32%	0.65	120	-30%	4.29	65	98.8%	340,100	-1.8%	347,500	1.2%	357,534	7.3%	215.0
Jun-19	16	14%	43	23%	0.37	123	-25%	7.69	43	96.5%	339,600	-0.1%	384,250	-2.5%	404,494	14.1%	214.7
Jul-19	14	-42%	38	-28%	0.37	122	-20%	8.71	38	98.5%	339,200	-2.2%	333,950	-6.6%	334,957	-7.7%	214.4
Aug-19	16	-27%	44	10%	0.36	122	-15%	7.63	58	96.7%	344,500	2.0%	317,500	-6.2%	305,325	-12.7%	217.8
Sep-19	15	-12%	40	18%	0.38	122	-5%	8.13	61	98.5%	339,800	-1.8%	389,000	6.6%	389,290	0.3%	214.8
Oct-19	12	-29%	29	-15%	0.41	113	-5%	9.42	77	97.6%	338,200	-2.1%	388,000	19.4%	398,739	17.5%	213.8
Nov-19	8	14%	25	9%	0.32	109	-4%	13.63	58	96.9%	336,500	-1.3%	316,450	-2.6%	327,925	-2.0%	212.7
Dec-19	8	0%	11	-8%	0.73	92	-1%	11.50	68	98.6%	334,800	-2.4%	358,950	12.6%	382,550	23.5%	211.6
2019	189	-2%	456	-10%	0.41	117	-14%	7.41	60	97.8%	338,983	-1.1%	347,000	2.8%	353,768	2.2%	214.3
Jan-20	15	25%	32	-18%	0.47	96	-7%	6.40	72	97.7%	350,100	4.0%	349,000	-2.9%	361,967	9.3%	221.3
Feb-20	8	-11%	40	8%	0.20	111	-5%	13.88	58	97.4%	346,200	3.8%	341,500	19.8%	329,875	-1.1%	218.8
Mar-20	13	-35%	35	-29%	0.37	118	-8%	9.08	20	97.3%	345,900	2.1%	329,500	-7.3%	395,685	8.5%	218.6
Apr-20	10	-68%	20	-66%	0.50	111	-14%	11.10	46	97.2%	345,200	-0.2%	391,000	14.0%	432,620	31.2%	218.2
May-20	18	-36%	47	9%	0.38	122	2%	6.78	53	97.5%	350,300	3.0%	348,000	0.1%	349,983	-2.1%	221.4
Jun-20	34	113%	45	5%	0.76	114	-7%	3.35	72	98.5%	353,200	4.0%	341,860	-11.0%	364,421	-9.9%	223.3
Jul-20	44	214%	37	-3%	1.19	89	-27%	2.02	72	97.6%	361,100	6.5%	358,550	7.4%	394,575	17.8%	228.3
Aug-20	37	131%	48	9%	0.77	87	-29%	2.35	43	97.2%	361,600	5.0%	390,000	22.8%	393,841	29.0%	228.6
Sep-20	33	120%	41	3%	0.80	79	-35%	2.39	45	97.2%	366,700	7.9%	372,900	-4.1%	379,363	-2.6%	231.8
Oct-20	21	75%	26	-10%	0.81	70	-38%	3.33	44	97.4%	362,900	7.3%	326,000	-16.0%	361,558	-9.3%	229.4
Nov-20	22	175%	17	-32%	1.29	51	-53%	2.32	44	97.9%	359,400	6.8%	309,950	-2.1%	339,568	3.6%	227.2
Dec-20	9	13%	17	55%	0.53	50	-46%	5.56	57	97.2%	360,200	7.6%	320,000	-10.9%	339,600	-11.2%	227.7
2020	264	40%	405	-11%	0.65	92	-22%	4.16	54	97.6%	355,233	4.8%	350,410	1.0%	374,247	5.8%	224.6
Jan-21	17	13%	32	0%	0.53	56	-42%	3.29	34	97.9%	368,800	5.3%	417,000	19.5%	400,529	10.7%	233.1
Feb-21	24	200%	32	-20%	0.75	57	-49%	2.38	24	98.4%	384,500	11.1%	371,200	8.7%	369,258	11.9%	243.0
Mar-21	28	115%	48	37%	0.58	70	-41%	2.50	60	98.7%	386,900	11.9%	407,820	23.8%	408,434	3.2%	244.6
Apr-21	43	330%	45	125%	0.96	67	-40%	1.56	34	99.2%	389,800	12.9%	379,900	-2.8%	375,238	-13.3%	246.4
May-21	34	89%	50	6%	0.68	72	-41%	2.12	32	99.1%	393,400	12.3%	411,000	18.1%	410,860	17.4%	248.7
Jun-21	42	24%	45	0%	0.93	66	-42%	1.57	34	99.5%	391,000	10.7%	362,500	6.0%	383,076	5.1%	247.2
Jul-21	23	-48%	26	-30%	0.88	60	-33%	2.61	39	99.1%	395,200	9.4%	410,000	14.3%	388,878	-1.4%	249.8
Aug-21	23	-38%	40	-17%	0.58	62	-29%	2.70	47	98.7%	391,800	8.4%	395,000	0.1%	403,324	2.4%	247.7
Sep-21	27	-18%	26	-37%	1.04	51	-35%	1.89	46	98.8%	390,700	6.5%	372,000	-0.2%	390,020	2.8%	247.0
Oct-21	24	14%	19	-27%	1.26	38	-46%	1.58	34	98.8%	390,000	7.5%	399,900	22.7%	393,852	8.9%	246.5
Nov-21	19	-14%	30	76%	0.63	44	-14%	2.32	35	98.7%	396,500	10.3%	405,000	30.7%	398,511	17.4%	250.6
Dec-21	14	56%	12	-29%	1.17	36	-28%	2.57	28	99.4%	394,500	9.5%	430,000	34.4%	426,047	25.5%	249.4
2021	318	20%	405	0%	0.79	57	-38%	2.14	37	98.9%	389,425	9.6%	385,000	9.9%	393,211	5.1%	246.2
Jan-22	16	-6%	26	-19%	0.62	39	-30%	2.44	57	97.9%	396,300	7.5%	359,950	-13.7%	354,928	-11.4%	250.5
Feb-22	23	-4%	29	-9%	0.79	41	-28%	1.78	37	98.9%	415,100	8.0%	412,900	11.2%	436,604	18.2%	262.4
Mar-22	24	-14%	41	-15%	0.59	52	-26%	2.17	21	99.6%	415,700	7.4%	395,500	-3.0%	411,964	0.9%	262.8
Apr-22	32	-26%	42	-7%	0.76	54	-19%	1.69	31	99.4%	422,000	8.3%	416,000	9.5%	437,950	16.7%	266.8
May-22	31	-9%	43	-14%	0.72	60	-17%	1.94	30	100.3%	427,400	8.6%	432,000	5.1%	432,186	5.2%	270.2
Jun-22	35	-17%	50	11%	0.70	65	-2%	1.86	27	100.1%	427,300	9.3%	390,000	7.6%	380,961	-0.6%	270.1
Jul-22	30	30%	45	73%	0.67	66	10%	2.20	29	99.4%	428,900	8.5%	372,500	-9.1%	400,723	3.0%	271.1
Aug-22	26	13%	32	-20%	0.81	61	-2%	2.35	27	98.4%	417,300	6.5%	391,200	-1.0%	405,761	0.6%	263.8
Sep-22	16	-41%	27	4%	0.59	61	20%	3.81	47	97.6%	414,900	6.2%	389,000	4.6%	381,522	-2.2%	262.3
Oct-22	19	-21%	32	68%	0.59	65	71%	3.42	33	98.6%	410,600	5.3%	454,000	13.5%	447,484	13.6%	259.5
Nov-22	12	-37%	15	-50%	0.80	58	32%	4.83	59	98.1%	408,000	2.9%	373,750	-7.7%	382,500	-4.0%	257.9
Dec-22	6	-57%	11	-8%	0.55	52	44%	8.67	54	97.5%	396,900	0.6%	382,450	-11.1%	362,525	-14.9%	250.9
2022	270	-15%	393	-3%	0.69	56	-1%	2.50	34	99.1%	415,033	6.6%	395,000	2.6%	408,507	3.9%	262.4
Jan-23	10	-38%	24	-8%	0.42	58	49%	5.80	42	96.4%	409,200	3.3%	322,450	-10.4%	351,280	-1.0%	258.7
Feb-23	13	-43%	22	-24%	0.59	62	51%	4.77	53	98.4%	419,000	0.9%	395,000	-4.3%	344,823	-21.0%	264.9
Mar-23	15	-38%	20	-51%	0.75	60	15%	4.00	39	98.7%	420,900	1.3%	390,000	-1.4%	410,779	-0.3%	266.1
Apr-23	21	-34%	33	-21%	0.64	66	22%	3.14	36	98.6%	424,300	0.5%	399,900	-3.9%	405,945	-7.3%	268.2
May-23	38	23%	34	-21%	1.12	51	-15%	1.34	53	98.3%	434,600	1.7%	395,250	-8.5%	424,570	-1.8%	274.7
Jun-23	28	-20%	45	-10%	0.62	61	-6%	2.18	26	99.8%	428,900	0.4%	401,100	2.8%	388,407	2.0%	271.1
Jul-23	24	-20%	28	-38%	0.86	55	-17%	2.29	32	100.1%	430,600	0.4%	393,000	5.5%	424,367	5.9%	272.2
Aug-23	13	-50%	29	-9%	0.45	59	-3%	4.54	44	98.7%	419,800	0.6%	391,000	-0.1%	395,031	-2.6%	265.4
Sep-23	14	-13%	22	-19%	0.64	54	-11%	3.86	45	99.3%	432,600	4.3%	344,950	-11.3%	397,688	4.2%	273.5
Oct-23	15	-21%	29	-9%	0.52	56	-14%	3.73	40	98.2%	427,900	4.2%	401,000	-11.7%	424,113	-5.2%	270.5
Nov-23	23	92%	21	40%	1.10	48	-17%	2.09	33	98.7%	428,800	5.1%	384,700	2.9%	423,853	10.8%	271.0
Dec-23	7	17%	6	-45%	1.17	37	-29%	5.29	47	99.1%	421,100	6.1%	522,000	36.5%	475,829	31.3%	266.2
2023	221	-18%	313	-20%	0.71	56	-1%	3.02	40	98.8%	424,808	2.4%	394,500	-0.1%	407,330	-0.3%	268.5
Jan-24	12	20%	26	8%	0.46	43	-26%	3.58	69	97.5%	427,400	4.4%	390,500	21.1%	466,717	32.9%	270.2
Feb-24	18	38%	14	-36%	1.29	33	-47%	1.83	43	98.3%	444,500	6.1%	409,000	3.5%	403,767	17.1%	281.0
Mar-24	13	-13%	21	5%	0.62	36	-40%	2.77	56	100.0%	444,900	5.7%	478,000	22.6%	421,140	2.5%	281.2
Apr-24	25	19%	26	-21%	0.96	29	-56%	1.16	37	102.1%	451,600	6.4%	425,000	6.3%	448,405	10.5%	285.5
May-24	23	-39%	47	38%	0.49	43	-16%	1.87	19	98.9%	462,100	6.3%	448,000	13.3%	480,274	13.1%	292.1
Jun-24	18	-36%	29	-36%	0.62	47	-23%	2.61	18	101.2%	463,500	8.1%	452,500	12.8%	450,195	15.9%	293.0
Jul-24	21	-13%	34	21%	0.62	48	-13%	2.29	27	99.8%	466,300	8.3%	460,000	17.0%	430,590	1.5%	294.8
Aug-24	25	92%	27	-7%	0.93	42	-29%	1.68	40	99.0%	462,700	10.2%	480,000	22.8%	461,080	16.7%	292.5</

WARMAN

	Sales	Y/Y%	New Listings	Y/Y%	S/NL Ratio	Inventory	Y/Y%	Months of Supply	DOM	SP/LP	Benchmark Price	Y/Y%	Median Price	Y/Y%	Average Price	Y/Y%	Index
Jan-13	15	67%	40	14%	0.38	68	6%	4.53	50	99.1%	353,900	3.7%	348,000	-3.3%	361,347	-3.3%	225.7
Feb-13	13	-7%	42	45%	0.31	79	10%	6.08	53	97.5%	358,400	3.3%	365,500	11.8%	378,308	22.0%	228.6
Mar-13	29	71%	38	-21%	0.76	78	-8%	2.69	38	98.8%	365,400	3.0%	380,000	7.8%	389,297	7.0%	233.0
Apr-13	22	-12%	42	17%	0.52	81	0%	3.68	45	99.1%	364,100	2.0%	403,900	13.8%	406,659	7.8%	232.2
May-13	25	-22%	52	53%	0.48	95	32%	3.80	45	99.5%	367,700	4.5%	374,000	3.6%	394,924	8.2%	234.5
Jun-13	24	60%	33	57%	0.73	86	37%	3.58	46	99.1%	366,900	2.8%	383,500	0.1%	375,267	2.8%	234.0
Jul-13	24	26%	37	131%	0.65	83	63%	3.46	70	98.6%	367,200	2.3%	400,750	9.9%	406,536	6.5%	234.2
Aug-13	20	33%	39	15%	0.51	85	33%	4.25	64	98.2%	369,100	2.3%	371,625	-5.9%	372,083	-3.8%	235.4
Sep-13	17	55%	48	85%	0.35	93	37%	5.47	27	99.2%	372,500	5.4%	354,000	-1.7%	358,382	-5.9%	237.6
Oct-13	14	-22%	45	114%	0.31	101	71%	7.21	45	98.2%	359,300	0.3%	311,350	-14.5%	318,136	-12.2%	229.1
Nov-13	13	8%	43	30%	0.30	106	58%	8.15	46	97.8%	364,700	4.9%	415,000	19.6%	420,246	26.3%	232.6
Dec-13	13	30%	15	7%	0.87	89	62%	6.85	68	98.0%	367,100	2.6%	365,000	4.7%	352,869	-5.1%	234.1
2013	229	16%	474	37%	0.48	87	30%	4.56	49	98.7%	364,692	3.1%	373,000	3.6%	381,001	4.3%	232.6
Jan-14	10	-33%	39	-3%	0.26	93	37%	9.30	59	98.0%	370,800	4.8%	350,200	0.6%	381,460	5.6%	236.5
Feb-14	14	8%	58	38%	0.24	113	43%	8.07	55	98.9%	372,100	3.8%	384,950	5.3%	369,836	-2.2%	237.3
Mar-14	30	3%	41	8%	0.73	105	35%	3.50	72	99.1%	370,500	1.4%	365,950	-3.7%	372,143	-4.4%	236.3
Apr-14	22	0%	62	48%	0.35	123	52%	5.59	59	98.6%	369,100	1.4%	386,450	-4.3%	374,159	-8.0%	235.4
May-14	35	40%	58	12%	0.60	121	27%	3.46	50	99.2%	374,700	1.9%	375,000	0.3%	393,183	-0.4%	239.0
Jun-14	33	38%	65	97%	0.51	133	55%	4.03	50	98.7%	374,900	2.2%	390,000	1.7%	395,456	5.4%	239.1
Jul-14	32	33%	61	65%	0.52	129	55%	4.03	47	98.6%	377,500	2.8%	367,500	-8.3%	384,895	-5.3%	240.8
Aug-14	21	5%	44	13%	0.48	123	45%	5.86	60	98.3%	374,700	1.5%	380,000	2.3%	379,890	2.1%	239.0
Sep-14	34	100%	68	42%	0.50	129	39%	3.79	49	98.2%	374,100	0.4%	351,500	-0.7%	370,803	3.5%	238.6
Oct-14	19	36%	55	22%	0.35	137	36%	7.21	46	100.0%	369,200	2.8%	337,000	8.2%	394,518	24.0%	235.5
Nov-14	13	0%	32	-26%	0.41	135	27%	10.38	43	98.7%	374,700	2.7%	403,000	-2.9%	390,223	-7.1%	239.0
Dec-14	13	0%	22	47%	0.59	117	31%	9.00	61	97.6%	369,800	0.7%	391,000	7.1%	400,223	13.4%	235.8
2014	276	21%	605	28%	0.46	122	40%	5.28	54	98.7%	372,675	2.2%	375,000	0.5%	383,597	0.7%	237.7
Jan-15	16	60%	57	46%	0.28	128	38%	8.00	70	98.4%	375,300	1.2%	357,900	2.2%	356,294	-6.6%	239.3
Feb-15	18	29%	40	-31%	0.45	133	18%	7.39	61	98.7%	375,900	1.0%	360,000	-6.5%	372,667	0.8%	239.7
Mar-15	26	-13%	62	51%	0.42	144	37%	5.54	50	98.9%	373,100	0.7%	362,500	-0.9%	389,246	4.6%	237.9
Apr-15	28	27%	57	-8%	0.49	151	23%	5.39	56	99.2%	370,700	0.4%	347,400	-10.1%	366,211	-2.1%	236.4
May-15	35	0%	58	0%	0.60	149	23%	4.26	75	98.5%	368,400	-1.7%	375,000	0.0%	387,653	-1.4%	234.9
Jun-15	27	-18%	53	-18%	0.51	147	11%	5.44	57	98.7%	368,300	-1.8%	380,000	-2.6%	378,604	-4.3%	234.9
Jul-15	24	-25%	61	0%	0.39	145	12%	6.04	62	99.3%	370,500	-1.9%	365,500	-0.5%	374,383	-2.7%	236.3
Aug-15	16	-24%	45	2%	0.36	146	19%	9.13	53	97.2%	366,100	-2.3%	358,000	-5.8%	365,525	-3.8%	233.5
Sep-15	25	-26%	50	-26%	0.50	132	2%	5.28	54	98.0%	358,800	-4.1%	367,000	4.4%	375,324	1.2%	228.8
Oct-15	17	-11%	31	-44%	0.55	113	-18%	6.65	54	99.0%	366,900	-0.6%	409,900	21.6%	382,800	-3.0%	234.0
Nov-15	17	31%	40	25%	0.43	108	-20%	6.35	64	98.5%	364,400	-2.7%	374,000	-7.2%	379,253	-2.8%	232.4
Dec-15	11	-15%	20	-9%	0.55	95	-19%	8.64	69	97.4%	355,400	-3.9%	359,000	-8.2%	398,355	-0.5%	226.7
2015	260	-6%	574	-5%	0.45	133	9%	6.12	60	98.6%	367,817	-1.3%	365,500	-2.5%	377,410	-1.6%	234.6
Jan-16	9	-44%	41	-28%	0.22	108	-16%	12.00	61	97.7%	352,500	-6.1%	392,500	9.7%	403,100	13.1%	224.8
Feb-16	18	0%	41	3%	0.44	115	-14%	6.39	71	98.8%	357,400	-4.9%	343,450	-4.6%	360,956	-3.1%	227.9
Mar-16	14	-46%	50	-19%	0.28	128	-11%	9.14	57	98.5%	358,800	-3.8%	371,250	2.4%	396,493	1.9%	228.8
Apr-16	22	-21%	55	-4%	0.40	125	-17%	5.68	71	98.6%	361,700	-2.4%	400,000	15.1%	384,977	5.1%	230.7
May-16	14	-60%	39	-33%	0.36	128	-14%	9.14	35	98.3%	361,700	-1.8%	357,500	-4.7%	368,793	-4.9%	230.7
Jun-16	24	-11%	39	-26%	0.62	115	-22%	4.79	70	99.0%	365,900	-0.7%	345,000	-9.2%	367,367	-3.0%	233.4
Jul-16	18	-25%	36	-41%	0.50	104	-28%	5.78	52	98.5%	358,700	-3.2%	357,450	-2.2%	374,039	-0.1%	228.8
Aug-16	14	-13%	41	-9%	0.34	110	-25%	7.86	58	99.0%	354,200	-3.3%	400,000	11.7%	387,536	6.0%	225.9
Sep-16	19	-24%	39	-22%	0.49	95	-28%	5.00	56	98.9%	354,600	-1.2%	363,500	-1.0%	367,721	-2.0%	226.1
Oct-16	13	-24%	35	13%	0.37	93	-18%	7.15	54	99.0%	354,700	-3.3%	373,000	-9.0%	375,015	-2.0%	226.2
Nov-16	8	-53%	37	-8%	0.22	89	-18%	11.13	59	98.2%	345,500	-5.2%	334,950	-10.4%	366,475	-3.4%	220.3
Dec-16	9	-18%	24	20%	0.38	80	-16%	8.89	71	97.9%	344,400	-3.1%	338,500	-5.7%	359,556	-9.7%	219.6
2016	182	-30%	477	-17%	0.38	108	-19%	7.09	60	98.6%	355,842	-3.3%	363,000	-0.7%	375,348	-0.7%	226.9
Jan-17	14	56%	38	-7%	0.37	84	-22%	6.00	55	97.7%	359,100	1.9%	381,750	-2.7%	386,021	-4.2%	229.0
Feb-17	14	-22%	31	-24%	0.45	85	-26%	6.07	52	98.1%	356,700	-0.2%	407,000	18.5%	407,236	12.8%	227.5
Mar-17	18	29%	41	-18%	0.44	89	-30%	4.94	53	97.6%	351,000	-2.2%	376,250	1.3%	390,575	-1.5%	223.9
Apr-17	15	-32%	50	-9%	0.30	103	-18%	6.87	33	97.9%	350,600	-3.1%	380,000	-5.0%	373,753	-2.9%	223.6
May-17	26	86%	65	67%	0.40	113	-12%	4.35	48	98.1%	359,300	-0.7%	374,000	4.6%	392,558	6.4%	229.1
Jun-17	19	-21%	54	38%	0.35	121	5%	6.37	43	97.6%	357,200	-2.4%	360,000	4.3%	372,100	1.3%	227.8
Jul-17	29	61%	36	0%	0.81	106	2%	3.66	55	97.7%	353,600	-1.4%	375,000	4.9%	394,031	5.3%	225.5
Aug-17	14	0%	45	10%	0.31	111	1%	7.93	50	98.8%	357,600	1.0%	387,500	-3.1%	379,200	-2.2%	228.1
Sep-17	15	-21%	35	-10%	0.43	108	14%	7.20	55	96.3%	352,800	-0.5%	380,000	4.5%	449,733	22.3%	225.0
Oct-17	19	46%	38	9%	0.50	97	4%	5.11	48	96.5%	349,200	-1.6%	390,000	4.6%	390,547	4.1%	227.7
Nov-17	16	100%	36	-3%	0.44	92	3%	5.75	59	97.4%	349,600	1.2%	351,250	4.9%	360,369	-1.7%	223.0
Dec-17	4	-56%	16	-33%	0.25	80	0%	20.00	42	97.6%	341,900	-0.7%	328,200	-3.0%	395,350	10.0%	218.0
2017	203	12%	485	2%	0.42	99	-8%	5.86	50	97.6%	353,217	-0.7%	378,500	4.3%	390,483	4.0%	225.3
Jan-18	7	-50%	36	-5%	0.19	90	7%	12.86	67	96.4%	350,100	-2.5%	330,000	-13.6%	326,971	-15.3%	223.3
Feb-18	8	-43%	28	-10%	0.29	101	19%	12.63	33	96.6%	348,700	-2.2%	367,750	-9.6%	440,500	8.2%	222.4
Mar-18	17	-6%	33	-20%	0.52	103	16%	6.06	73	97.0%	357,400	1.8%	348,000	-7.5%	349,941	-10.4%	227.9
Apr-18	14	-7%	66	32%	0.21	118	15%	8.43	66	97.3%	355,900	1.5%	378,700	-0.3%	376,514	0.7%	227.0
May-18	18	-31%	54	-17%	0.33	131	16%	7.28	54	98.2%	356,900	-0.7%	360,000	-3.7%	350,558	-10.7%	227.6
Jun-18	9	-53%	25	-54%	0.36	123	2%	13.67	52	96.9%	350,500	-1.9%	415,000	15.3%	425,889	14.5%	223.5
Jul-18	20	-31%	40	11%	0.50	113	7%	5.65	70	98.3%	358,200	1.3%	362,700	-3.3%	372,380	-5.5%	228.4
Aug-18	20	43%	30	-33%	0.67	104	-6%	5.20	66	97.2%	347,900	-2.7%	353,200	-8.9%	355,769	-6.2%	221.9

WARMAN

	Sales	Y/Y%	New Listings	Y/Y%	S/NL Ratio	Inventory	Y/Y%	Months of Supply	DOM	SP/LP	Benchmark Price	Y/Y%	Median Price	Y/Y%	Average Price	Y/Y%	Index
Jan-19	10	43%	31	-14%	0.32	79	-12%	7.90	51	98.9%	348,200	-0.5%	374,500	13.5%	348,590	6.6%	222.1
Feb-19	7	-13%	23	-18%	0.30	81	-20%	11.57	59	96.8%	345,300	-1.0%	351,250	-4.5%	362,593	-17.7%	220.2
Mar-19	16	-6%	38	15%	0.42	92	-11%	5.75	61	97.5%	351,900	-1.5%	362,500	4.2%	380,719	8.8%	224.4
Apr-19	19	36%	37	-44%	0.51	91	-23%	4.79	64	97.3%	360,200	1.2%	355,000	-6.3%	361,811	-3.9%	229.7
May-19	22	22%	28	-48%	0.79	84	-36%	3.82	66	99.1%	354,000	-0.8%	387,000	7.5%	388,612	10.9%	225.8
Jun-19	13	44%	32	28%	0.41	86	-30%	6.62	43	96.6%	354,100	1.0%	419,000	1.0%	444,031	4.3%	225.8
Jul-19	11	-45%	26	-35%	0.42	82	-27%	7.45	44	98.3%	353,400	-1.3%	365,000	0.6%	342,682	-8.0%	225.4
Aug-19	11	-45%	34	13%	0.32	88	-15%	8.00	61	97.0%	359,200	3.2%	338,500	-4.2%	340,309	-4.3%	229.1
Sep-19	14	17%	35	35%	0.40	90	-4%	6.43	54	98.5%	354,100	-1.1%	389,500	-1.1%	396,025	-7.8%	225.8
Oct-19	11	-21%	18	-33%	0.61	81	-7%	7.36	81	97.5%	352,700	-1.4%	412,000	21.9%	414,170	15.5%	224.9
Nov-19	7	17%	20	-5%	0.35	75	-10%	10.71	65	95.9%	351,100	-0.6%	300,000	-11.8%	327,214	-6.8%	223.9
Dec-19	5	0%	7	-36%	0.71	66	-7%	13.20	45	98.7%	349,100	-1.9%	445,000	36.5%	445,000	33.3%	222.6
2019	146	-3%	329	-17%	0.44	83	-18%	6.82	59	97.8%	352,775	-0.4%	366,500	2.5%	379,729	2.3%	225.0
Jan-20	11	10%	22	-29%	0.50	65	-18%	5.91	63	98.1%	365,500	5.0%	371,110	-0.9%	413,774	18.7%	233.1
Feb-20	6	-14%	28	22%	0.21	77	-5%	12.83	40	97.8%	361,800	4.8%	343,500	-2.2%	374,667	3.3%	230.7
Mar-20	9	-44%	27	-29%	0.33	83	-10%	9.22	20	98.4%	361,900	2.8%	360,000	-0.7%	394,878	3.7%	230.8
Apr-20	9	-53%	12	-68%	0.75	75	-18%	8.33	46	97.2%	360,600	0.1%	398,000	12.1%	446,578	23.4%	230.0
May-20	16	-27%	36	29%	0.44	80	-5%	5.00	45	97.7%	365,200	3.2%	351,250	-9.2%	365,925	-5.8%	232.9
Jun-20	23	77%	33	3%	0.70	82	-5%	3.57	86	97.8%	368,300	4.0%	395,000	-5.7%	398,509	-10.3%	234.9
Jul-20	41	273%	28	8%	1.46	59	-28%	1.44	66	97.6%	376,100	6.4%	370,000	1.4%	401,715	17.2%	239.9
Aug-20	30	173%	33	-3%	0.91	52	-41%	1.73	43	97.3%	377,500	5.1%	402,500	18.9%	427,070	25.5%	240.8
Sep-20	25	79%	32	-9%	0.78	46	-49%	1.84	44	97.0%	382,700	8.1%	390,000	0.1%	403,380	1.9%	244.1
Oct-20	15	36%	21	17%	0.71	45	-44%	3.00	37	97.5%	380,000	7.7%	416,500	1.1%	406,700	-1.8%	242.3
Nov-20	18	157%	12	-40%	1.50	27	-64%	1.50	33	98.5%	375,900	7.1%	340,500	13.5%	367,833	12.4%	239.7
Dec-20	5	0%	10	43%	0.50	28	-58%	5.60	60	97.7%	377,000	8.0%	320,000	-28.1%	368,200	-17.3%	240.4
2020	208	42%	294	-11%	0.71	60	-28%	3.46	52	97.6%	371,042	5.2%	380,000	3.7%	400,589	5.7%	236.6
Jan-21	14	27%	25	14%	0.56	35	-46%	2.50	32	97.9%	385,000	5.3%	423,500	14.1%	417,595	0.9%	245.5
Feb-21	20	233%	21	-25%	0.95	31	-60%	1.55	24	98.6%	402,700	11.3%	394,500	14.8%	394,890	5.4%	256.8
Mar-21	20	122%	33	22%	0.61	39	-53%	1.95	56	98.8%	404,800	11.9%	463,950	28.9%	456,180	15.5%	258.2
Apr-21	30	233%	37	208%	0.81	43	-43%	1.43	27	99.3%	407,300	13.0%	407,550	2.4%	416,047	-6.8%	259.8
May-21	28	75%	43	19%	0.65	49	-39%	1.75	30	99.3%	412,000	12.8%	422,850	20.4%	442,580	20.9%	262.8
Jun-21	33	43%	26	-21%	1.27	39	-52%	1.18	32	99.6%	408,400	10.9%	420,000	6.3%	410,093	2.9%	260.5
Jul-21	21	-49%	20	-29%	1.05	31	-47%	1.48	41	99.2%	413,200	9.9%	420,000	13.5%	404,771	0.8%	263.5
Aug-21	15	-50%	36	9%	0.42	43	-17%	2.87	37	99.0%	409,900	8.6%	474,900	18.0%	471,000	10.3%	261.4
Sep-21	20	-20%	13	-59%	1.54	30	-35%	1.50	33	98.6%	407,500	6.5%	396,000	1.5%	401,595	-0.4%	259.9
Oct-21	18	20%	15	-29%	1.20	23	-49%	1.28	37	98.8%	406,900	7.1%	444,450	6.7%	423,717	4.2%	259.5
Nov-21	18	0%	24	100%	0.75	25	-7%	1.39	34	98.8%	413,500	10.0%	411,000	20.7%	410,650	11.6%	263.7
Dec-21	11	120%	8	-20%	1.38	19	-32%	1.73	20	99.5%	410,800	9.0%	435,000	35.9%	447,073	21.4%	262.0
2021	248	19%	301	2%	0.82	34	-43%	1.64	34	99.0%	406,833	9.6%	425,500	12.0%	422,613	5.5%	259.5
Jan-22	9	-36%	16	-36%	0.56	21	-40%	2.33	35	98.2%	414,200	7.6%	395,000	-6.7%	406,089	-2.8%	264.2
Feb-22	17	-15%	19	-10%	0.89	23	-26%	1.35	39	98.9%	435,400	8.1%	465,900	18.1%	492,212	24.6%	277.7
Mar-22	19	-5%	31	-6%	0.61	31	-21%	1.63	18	99.7%	435,200	7.5%	425,000	-8.4%	454,328	-0.4%	277.6
Apr-22	25	-17%	31	-16%	0.81	32	-26%	1.28	18	99.5%	442,300	8.6%	475,000	16.6%	472,900	13.7%	282.1
May-22	22	-21%	30	-30%	0.73	35	-29%	1.59	23	101.1%	448,700	8.9%	472,000	11.6%	499,267	12.8%	286.2
Jun-22	23	-30%	39	50%	0.59	42	8%	1.83	21	100.7%	449,500	10.1%	425,000	1.2%	435,967	6.3%	286.7
Jul-22	21	0%	32	60%	0.66	45	45%	2.14	28	99.6%	450,200	9.0%	440,000	4.8%	454,162	12.2%	287.1
Aug-22	20	33%	24	-33%	0.83	41	-5%	2.05	27	98.4%	437,200	6.7%	455,756	-4.0%	442,954	-6.0%	278.8
Sep-22	10	-50%	22	69%	0.45	43	43%	4.30	38	97.7%	435,100	6.8%	444,950	12.4%	438,745	9.3%	277.5
Oct-22	18	0%	21	40%	0.86	42	83%	2.33	33	98.6%	429,400	5.5%	458,250	3.1%	453,178	7.0%	273.9
Nov-22	7	-61%	11	-54%	0.64	38	52%	5.43	53	98.0%	426,900	3.2%	464,000	12.9%	419,929	2.3%	272.3
Dec-22	4	-64%	7	-13%	0.57	34	79%	8.50	37	97.8%	413,900	0.8%	420,950	-3.2%	412,725	-7.7%	264.0
2022	195	-21%	283	-6%	0.69	36	5%	2.19	27	99.4%	434,833	6.9%	445,000	4.6%	456,512	8.0%	277.3
Jan-23	6	-33%	15	-6%	0.40	36	71%	6.00	43	95.7%	429,000	3.6%	422,500	7.0%	389,317	-4.1%	273.6
Feb-23	8	-53%	14	-26%	0.57	39	70%	4.88	41	98.2%	441,600	1.4%	422,500	-9.3%	411,113	-16.5%	281.6
Mar-23	10	-47%	13	-58%	0.77	36	16%	3.60	42	98.7%	443,000	1.8%	450,000	5.9%	441,290	-2.9%	282.5
Apr-23	14	-44%	14	-55%	1.00	32	0%	2.29	35	98.7%	446,700	1.0%	411,250	-13.4%	418,217	-11.6%	284.9
May-23	17	-23%	17	-43%	1.00	26	-26%	1.53	59	97.8%	460,300	2.6%	498,558	5.6%	548,462	9.9%	293.6
Jun-23	18	-22%	35	-10%	0.51	40	-5%	2.22	19	100.2%	455,500	1.3%	448,000	5.4%	464,567	6.6%	290.5
Jul-23	15	-29%	20	-38%	0.75	39	-13%	2.60	24	100.7%	458,500	1.8%	460,000	4.5%	490,467	8.0%	292.4
Aug-23	8	-60%	17	-29%	0.47	39	-5%	4.88	36	98.6%	445,100	1.8%	431,000	-5.4%	400,938	-9.5%	283.9
Sep-23	7	-30%	16	-27%	0.44	37	-14%	5.29	39	100.2%	462,500	6.3%	458,900	3.1%	472,177	7.6%	295.0
Oct-23	10	-44%	18	-14%	0.56	39	-7%	3.90	29	98.6%	455,200	6.0%	499,750	9.1%	501,220	10.6%	290.3
Nov-23	15	114%	15	36%	1.00	35	-8%	2.33	34	98.4%	457,700	7.2%	464,500	0.1%	492,081	17.2%	291.9
Dec-23	4	0%	3	-57%	1.33	25	-26%	6.25	57	99.2%	449,300	8.6%	590,700	40.3%	640,850	55.3%	286.5
2023	132	-32%	197	-30%	0.67	35	-1%	3.20	36	98.9%	450,367	3.6%	460,000	3.4%	472,768	3.6%	287.2
Jan-24	9	50%	17	13%	0.53	26	-28%	2.89	47	97.3%	455,800	6.2%	427,500	1.2%	508,211	30.5%	290.7
Feb-24	14	75%	7	-50%	2.00	16	-59%	1.14	43	98.3%	476,700	7.9%	440,000	4.1%	445,021	8.2%	304.0
Mar-24	9	-10%	17	31%	0.53	21	-42%	2.33	56	100.0%	476,300	7.5%	520,000	15.6%	489,480	10.9%	303.8
Apr-24	17	21%	19	36%	0.89	19	-41%	1.12	35	102.2%	485,400	8.7%	468,500	13.9%	479,299	14.6%	309.6
May-24	17	0%	35	106%	0.49	29	12%	1.71	19	99.0%	499,100	8.4%	483,000	-3.1%	529,424	-3.5%	318.3
Jun-24	13	-28%	21	-40%	0.62	32	-20%	2.46	16	101.0%	498,800	9.5%	498,000	11.2%	484,201	4.2%	318.1
Jul-24	15	0%	26	30%	0.58	33	-15%	2.20	20	100.3%	502,900	9.7%	479,900	4.3%	490,813	0.1%	320.7
Aug-24	17	113%	21	24%	0.81	31	-21%	1.82	28	99.3%	498,000	11.9%	480,000	11.4%	507,388	26.6%	317.6