




REGINA - AUGUST 2024

The City of Regina reported 387 sales in August, up eight per cent year-over-year and 29 per cent above long-term, 10-year trends.

With a year-to-date sales total of 2,765 units, 15 per cent higher than last year, the Queen City continues to report strong sales despite persistent inventory challenges. Monthly gains in new listings were not enough to offset strong sales levels, as inventory levels declined by 22 per cent year-over-year and remain over 40 per cent below long-term, 10-year trends.

The City of Regina reported a benchmark price of \$319,700 in August, up from \$318,400 in July and three percent above August 2023.




SALES
387

↑ 8.1% Y/Y | ↑ 15.1% YTD

VS. 10-YEAR AVERAGE

↑ 29.4% | ↑ 30.0% YTD



NEW LISTINGS
502

↑ 10.3% Y/Y | ↑ 3.9% YTD

VS. 10-YEAR AVERAGE

↑ 2.7% | ↓ 9.0% YTD



INVENTORY
826

↓ 22.3% Y/Y | Monthly trend*

VS. 10-YEAR AVERAGE

↓ 41.9% | ↓ 40.2% YTD



MONTHS OF SUPPLY
2.13


↓ 28.1% Y/Y | Monthly trend*

VS. 10-YEAR AVERAGE

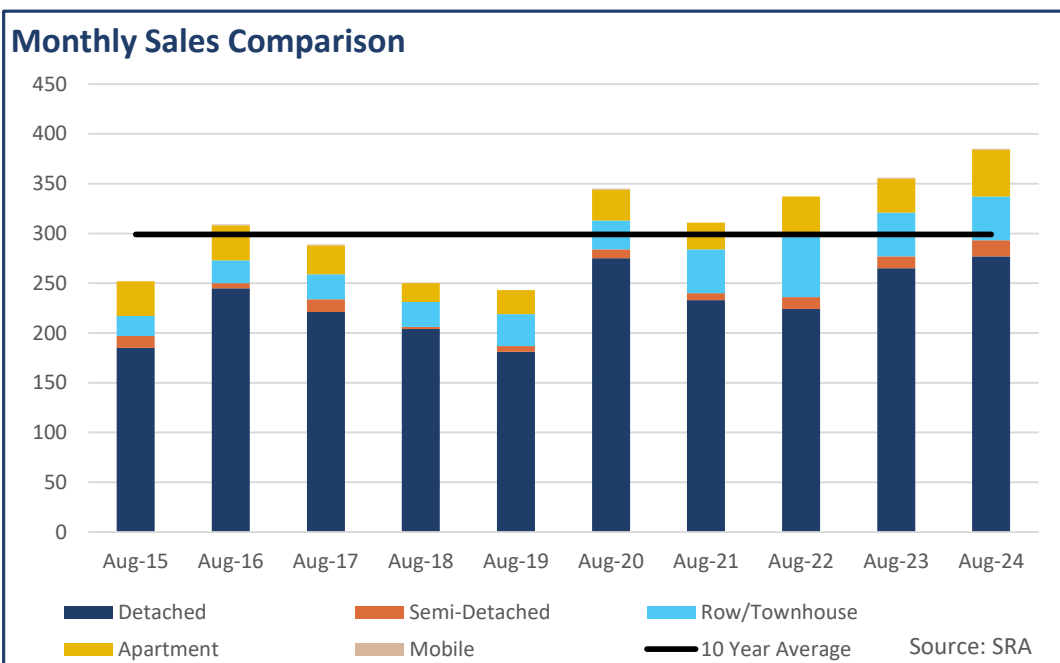
↓ 56.6% | ↓ 55.5% YTD

TOTAL RESIDENTIAL BENCHMARK PRICE

\$ 319,700 | **↑ 2.9%** Y/Y



Monthly trend*





August 2024

	Sales		New Listings		Inventory		Months of Supply		DOM	Benchmark		Avg Price	
	Actual	Y/Y%	Actual	Y/Y%	Actual	Y/Y%	Actual	Y/Y%	Actual	Actual	Y/Y%	Actual	Y/Y%
Detached	277	5%	354	5%	583	-25%	2.10	-28%	32	\$338,900	3%	\$347,977	4%
Semi-Detached	16	33%	24	41%	30	-17%	1.88	-38%	34	\$390,700	6%	\$357,350	15%
Row/Townhouse	44	0%	60	18%	76	-19%	1.73	-19%	35	\$252,200	10%	\$281,433	12%
Apartment	47	38%	55	22%	125	-10%	2.66	-35%	51	\$208,700	-3%	\$188,504	-8%
Acreage	0	-	0	-	0	-100%	-	-	-	-	-	-	-
Mobile	1	0%	3	-	3	0%	3.00	0%	21	-	-	\$80,000	154%
Mutli-Family	2	0%	6	20%	9	-40%	4.50	-40%	15	-	-	\$322,050	2%
Total Residential	387	8%	502	10%	826	-22%	2.13	-28%	35	\$319,700	3%	\$320,605	4%

10-Year Averages

	Sales		New Listings		Inventory		Months of Supply		DOM	Benchmark		Avg Price	
	Avg	%Diff	Avg	%Diff	Avg	%Diff	Avg	%Diff	Avg	Avg	%Diff	Avg	%Diff
Total Residential	299	29%	489	3%	1,422	-42%	4.92	-57%	49	\$299,020	7%	\$319,284	0%

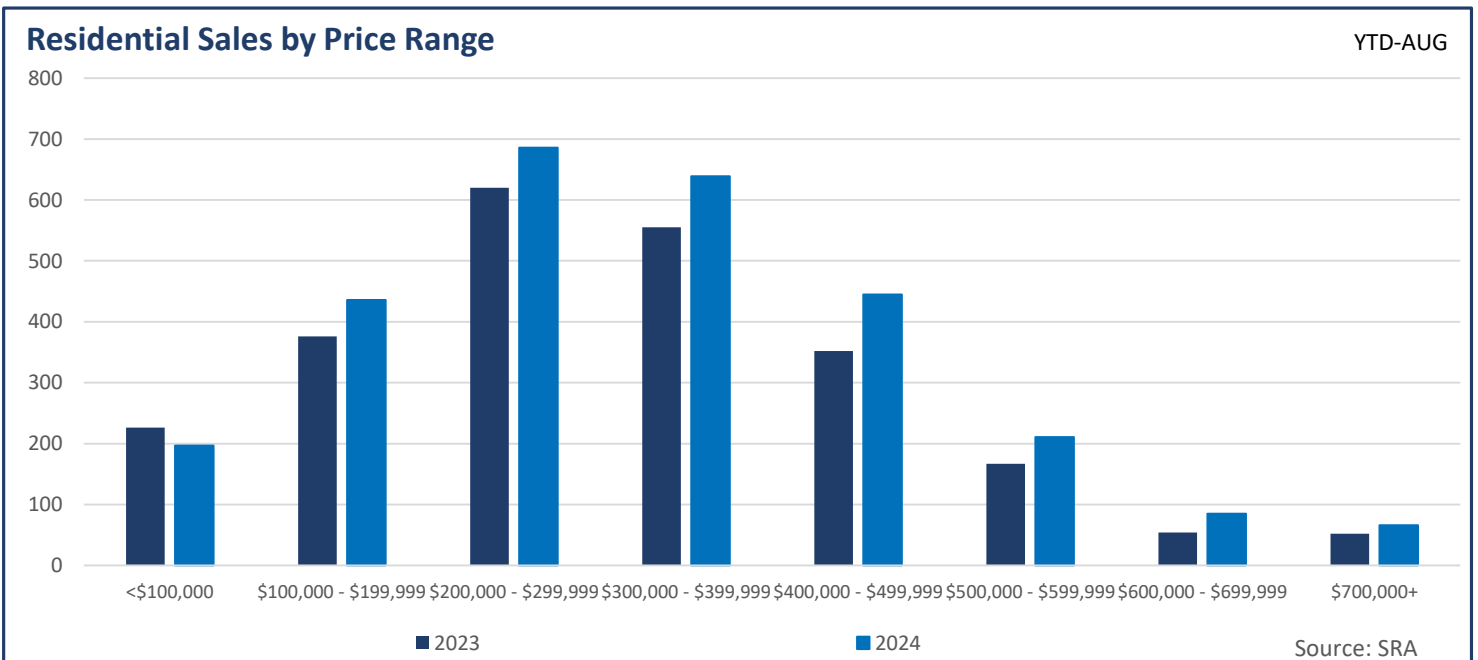
Year-to-Date

August 2024

	Sales		New Listings		Inventory		Months of Supply		DOM	Benchmark		Avg Price	
	Actual	Y/Y%	Actual	Y/Y%	Actual	Y/Y%	Actual	Y/Y%	Actual	Actual	Y/Y%	Actual	Y/Y%
Detached	1,931	15%	2,618	3%	530	-25%	2.20	-34%	39	\$334,075	2%	\$350,544	5%
Semi-Detached	107	-3%	132	-5%	22	-36%	1.64	-35%	38	\$374,900	4%	\$354,274	9%
Row/Townhouse	388	26%	453	12%	81	-12%	1.68	-30%	42	\$239,938	5%	\$281,901	8%
Apartment	316	14%	447	8%	131	-11%	3.31	-22%	52	\$211,663	3%	\$207,999	-3%
Acreage	0	-	0	-100%	0	-100%	-	-	-	-	-	-	-
Mobile	5	25%	10	11%	3	-33%	4.00	-47%	43	-	-	\$99,580	83%
Mutli-Family	18	-22%	25	-14%	8	-47%	3.44	-32%	70	-	-	\$317,689	13%
Total Residential	2,765	15%	3,685	4%	774	-22%	2.24	-32%	41	\$315,000	2%	\$324,097	5%

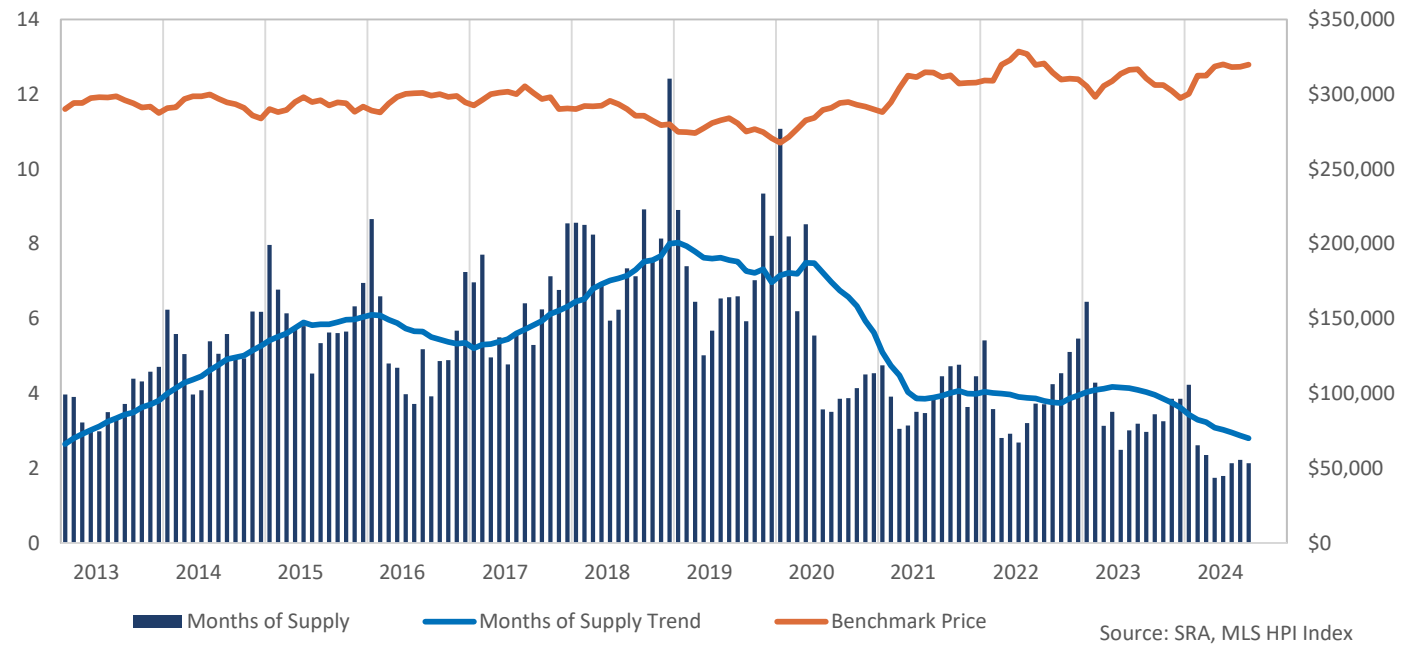
10-Year Averages

	Sales		New Listings		Inventory		Months of Supply		DOM	Benchmark		Avg Price	
	Avg	%Diff	Avg	%Diff	Avg	%Diff	Avg	%Diff	Avg	Avg	%Diff	Avg	%Diff
Total Residential	2,127	30%	4,048	-9%	1,294	-40%	5.04	-56%	48	\$297,258	6%	\$317,796	2%

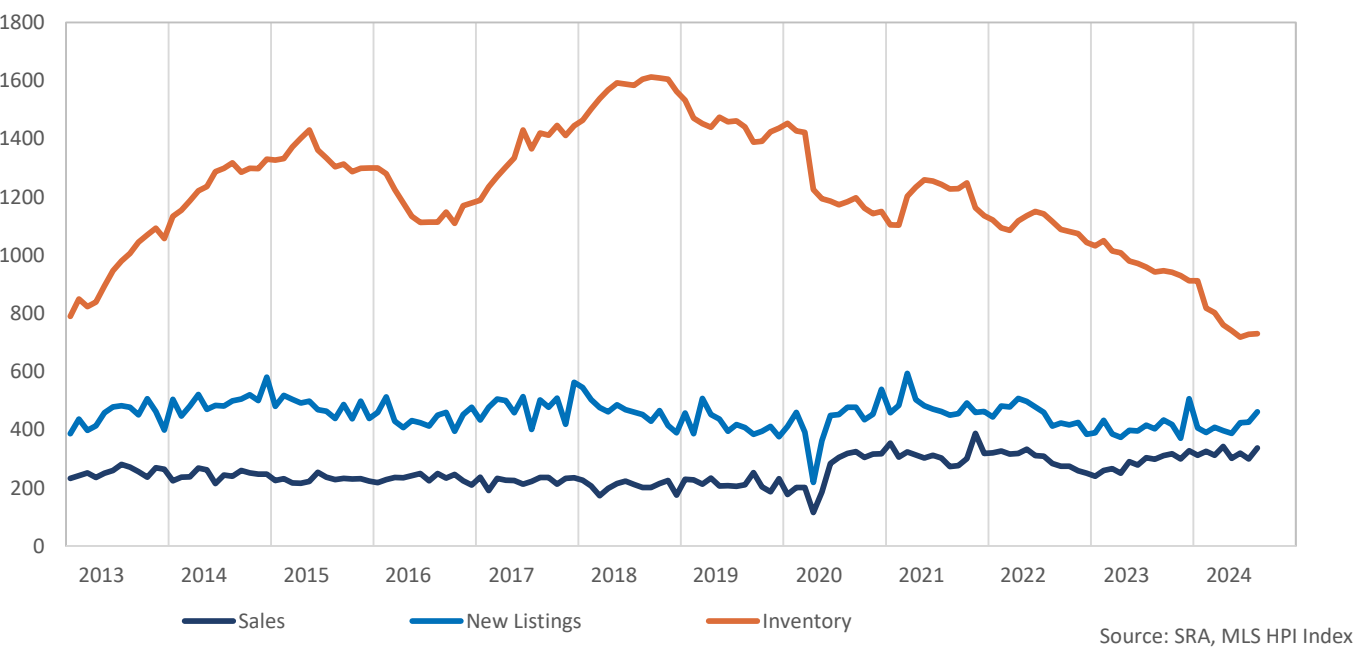




Residential Months of Supply and Price

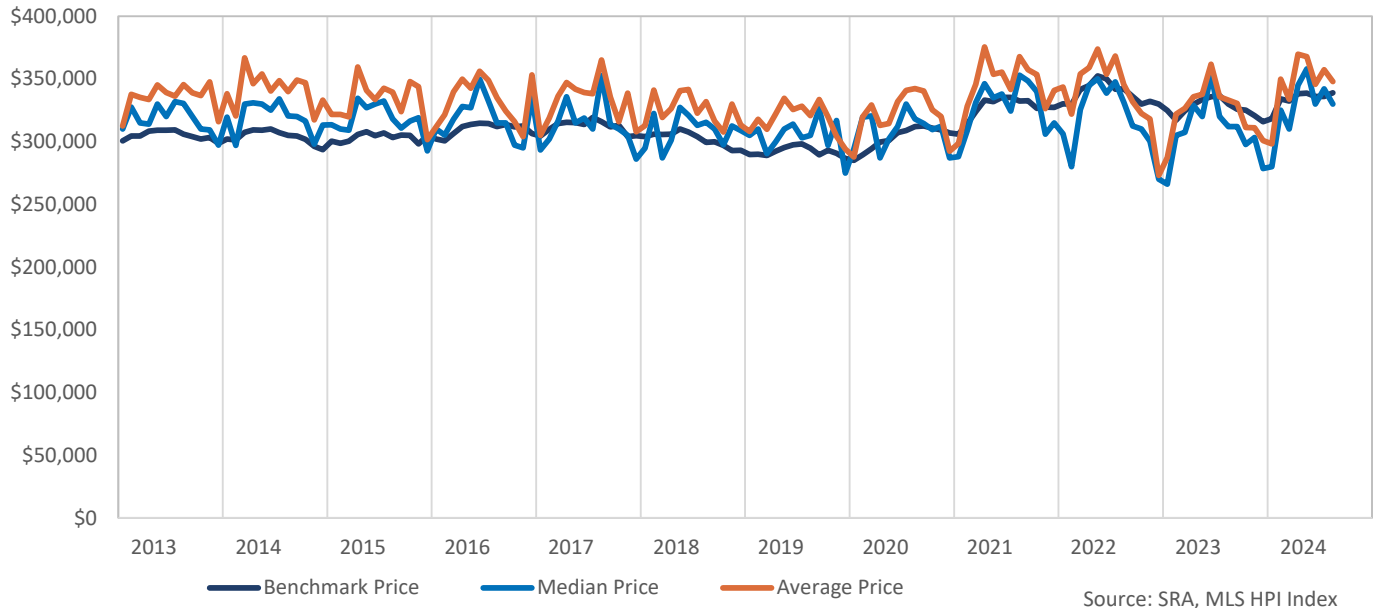


Residential Stats - Seasonally Adjusted

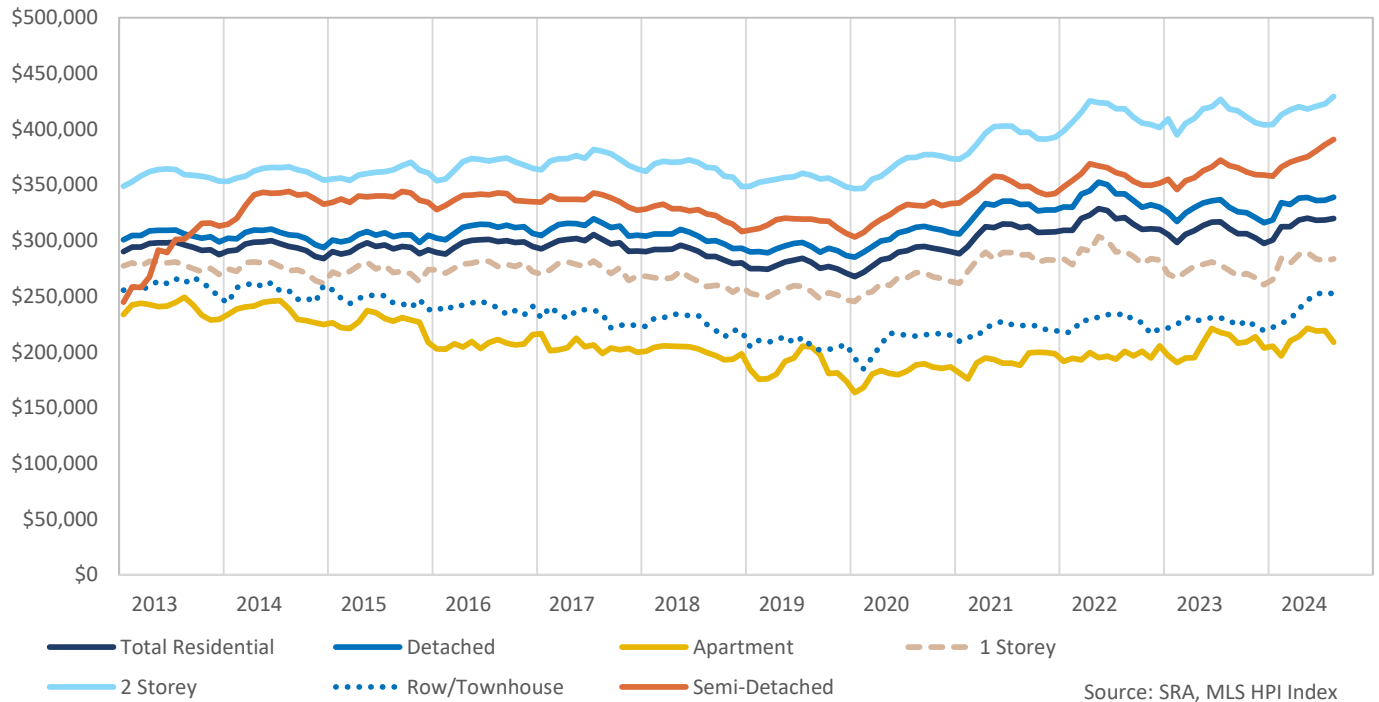




Detached Pricing



Benchmark Price





HPI Benchmark Attributes

	Composite
Bedrooms, Above Ground	3
Bathrooms, Full	2
Bathrooms, Half	0
Garage	Attached, Single width
Gross Living Area, Above Ground (Sq. Ft.)	1147
Lot Size	-
Fireplaces, Number of	0
Year Built	1977
August 2024 Benchmark Price	\$319,700
Detached Share of Sales, Last 3 Years	73%
Semi-Detached Share of Sales, Last 3 Years	5%
Apartment Share of Sales, Last 3 Years	10%
Townhouse Share of Sales, Last 3 Years	9%

	Detached	1 Storey	2 Storey
Bedrooms, Above Ground	3	3	3
Bathrooms, Full	2	2	2
Bathrooms, Half	0	0	1
Garage	Attached, Double width	Attached, Single width	Attached, Double width
Gross Living Area, Above Ground (Sq. Ft.)	1184	1062	1452
Lot Size	5355	5503	4805
Fireplaces, Number of	0	0	1
Year Built	1973	1966	2000
August 2024 Benchmark Price	\$338,900	\$283,500	\$429,300
Share of Total Sales, Last 3 Years	73%	49%	32%

	Semi-Detached	Row/Townhouse	Apartment
Bedrooms, Above Ground	3	2	2
Bathrooms, Full	1	1	1
Bathrooms, Half	1	1	0
Garage	Attached, Single width	-	-
Gross Living Area, Above Ground (Sq. Ft.)	1128	1047	968
Fireplaces, Number of	0	0	0
Year Built	2015	2006	2000
August 2024 Benchmark Price	\$390,700	\$252,200	\$208,700
Share of Total Sales, Last 3 Years	5%	9%	10%

REGINA																	
	Sales	Y/Y%	New Listings	Y/Y%	S/NL Ratio	Inventory	Y/Y%	Months of Supply	DOM	SP/PLP	Benchmark Price	Y/Y%	Median Price	Y/Y%	Average Price	Y/Y%	Index
Jan-13	157	-24%	328	2%	0.48	623	34%	3.97	41	97.2%	290,100	5.6%	299,000	6.8%	302,144	4.3%	273.4
Feb-13	185	-25%	394	16%	0.47	722	43%	3.90	31	97.8%	294,200	5.5%	305,000	7.0%	317,752	9.5%	277.3
Mar-13	243	-20%	417	-7%	0.58	784	35%	3.23	27	97.8%	294,100	5.1%	310,000	9.3%	322,134	8.1%	277.2
Apr-13	279	-21%	517	23%	0.54	849	41%	3.04	29	97.4%	297,500	3.8%	305,000	1.7%	319,496	-0.6%	280.4
May-13	340	-6%	669	24%	0.51	1,015	52%	2.99	27	97.7%	298,100	2.9%	310,000	1.6%	329,789	5.0%	281.0
Jun-13	313	-7%	553	29%	0.57	1,095	72%	3.50	25	97.5%	297,900	1.6%	307,000	1.5%	320,547	-3.4%	280.8
Jul-13	340	13%	571	26%	0.60	1,141	67%	3.36	31	97.5%	298,600	1.9%	310,000	3.0%	316,424	-0.2%	281.4
Aug-13	306	12%	510	20%	0.60	1,137	62%	3.72	32	97.3%	296,100	1.6%	312,250	-0.9%	326,468	1.5%	279.1
Sep-13	260	24%	471	19%	0.55	1,143	49%	4.40	36	96.8%	294,000	1.7%	311,000	0.3%	325,554	0.4%	277.1
Oct-13	253	-3%	459	33%	0.55	1,094	53%	4.32	34	97.0%	291,100	0.6%	300,000	2.0%	321,421	4.0%	274.4
Nov-13	224	17%	335	8%	0.67	1,026	47%	4.58	38	96.7%	291,700	1.6%	298,000	-2.6%	328,588	1.4%	274.9
Dec-13	166	3%	176	1%	0.94	782	40%	4.71	45	97.0%	287,400	-0.6%	289,200	-5.2%	302,484	-1.0%	270.9
2014	3,066	-4%	5,400	17%	0.57	951	50%	3.72	32	97.3%	294,233	2.6%	305,000	1.7%	320,731	2.4%	277.3
Jan-14	145	-8%	428	30%	0.34	905	45%	6.24	50	96.8%	290,700	0.2%	303,000	1.3%	324,045	7.2%	274.0
Feb-14	176	-5%	396	1%	0.44	984	36%	5.59	40	97.4%	291,300	-1.0%	291,050	-4.6%	309,886	-2.5%	274.6
Mar-14	223	-8%	518	24%	0.43	1,126	44%	5.05	40	97.4%	296,800	0.9%	308,500	-0.5%	342,098	6.2%	279.7
Apr-14	317	14%	636	23%	0.50	1,260	48%	3.97	34	97.5%	298,600	0.4%	314,000	3.0%	331,322	3.7%	281.4
May-14	341	0%	650	-3%	0.52	1,394	37%	4.09	33	97.2%	298,700	0.2%	319,000	2.9%	337,208	2.2%	281.5
Jun-14	276	-12%	587	6%	0.47	1,488	36%	5.39	37	97.2%	299,900	0.7%	305,500	-0.5%	324,723	1.3%	282.7
Jul-14	297	-13%	563	-1%	0.53	1,502	32%	5.06	40	96.9%	297,100	-0.5%	319,900	3.2%	334,776	5.8%	280.0
Aug-14	264	-14%	509	0%	0.52	1,475	30%	5.59	48	96.8%	294,600	-0.5%	301,500	-3.4%	320,993	-1.7%	277.7
Sep-14	282	8%	557	18%	0.51	1,400	22%	4.96	40	96.7%	293,400	-0.2%	314,500	1.1%	335,312	3.0%	276.5
Oct-14	267	6%	473	3%	0.56	1,318	20%	4.94	47	95.7%	291,000	0.0%	310,000	3.3%	335,111	4.3%	274.3
Nov-14	196	-13%	352	5%	0.56	1,214	18%	6.19	47	96.0%	285,800	-2.0%	290,000	-2.7%	306,236	-6.8%	269.4
Dec-14	162	-2%	271	54%	0.60	1,002	28%	6.19	46	96.1%	283,900	-1.2%	294,075	1.7%	318,437	5.3%	267.6
2015	2,946	-4%	5,940	10%	0.50	1,256	32%	5.11	41	96.8%	293,483	-0.3%	308,750	1.2%	328,332	2.4%	276.6
Jan-15	134	-8%	390	-9%	0.34	1,068	18%	7.97	52	95.6%	290,100	-0.2%	307,750	1.6%	311,449	-3.9%	273.4
Feb-15	169	-4%	449	13%	0.38	1,145	16%	6.78	50	96.1%	288,000	-1.1%	300,000	3.1%	314,084	1.4%	271.4
Mar-15	213	-4%	569	10%	0.37	1,309	16%	6.15	39	96.9%	289,500	-2.5%	300,000	-2.8%	308,893	-9.7%	272.9
Apr-15	253	-20%	604	-5%	0.42	1,458	16%	5.76	40	97.1%	294,800	-1.3%	316,285	0.7%	339,498	2.5%	277.9
May-15	277	-19%	654	1%	0.42	1,607	15%	5.80	34	97.1%	298,000	-0.2%	309,900	-2.9%	325,912	-3.3%	280.9
Jun-15	346	25%	603	3%	0.57	1,567	5%	4.53	36	96.9%	294,800	-1.7%	303,500	-0.7%	317,714	-2.2%	277.9
Jul-15	287	-3%	535	-5%	0.54	1,534	2%	5.34	45	96.9%	296,000	-0.4%	305,000	-4.7%	321,830	-3.9%	279.0
Aug-15	257	-3%	450	-12%	0.57	1,447	-2%	5.63	43	96.9%	292,500	-0.7%	305,000	1.2%	320,972	0.0%	275.7
Sep-15	254	-10%	532	-4%	0.48	1,426	2%	5.61	47	96.1%	294,600	0.4%	300,000	-4.6%	312,218	-6.9%	277.7
Oct-15	230	-14%	384	-19%	0.60	1,301	-1%	5.66	44	96.0%	293,900	1.0%	300,000	-3.2%	332,062	-0.9%	277.0
Nov-15	192	-2%	369	5%	0.52	1,215	0%	6.33	46	96.2%	288,200	0.8%	298,338	2.9%	323,034	5.5%	271.6
Dec-15	143	-12%	204	-25%	0.70	994	-1%	6.95	55	96.2%	291,800	2.8%	289,900	-1.4%	296,428	-6.9%	275.0
2016	2,755	-6%	5,743	-3%	0.48	1,339	7%	5.83	43	96.6%	292,683	-0.3%	303,500	-1.7%	320,019	-2.5%	275.9
Jan-16	122	-9%	358	-8%	0.34	1,057	-1%	8.66	57	96.1%	289,200	-0.3%	292,500	-5.0%	304,524	-2.2%	272.6
Feb-16	174	3%	457	2%	0.38	1,148	0%	6.60	47	96.4%	287,900	0.0%	303,250	1.1%	311,700	-0.8%	271.3
Mar-16	247	16%	493	-13%	0.50	1,185	-9%	4.80	48	96.6%	293,700	1.5%	307,500	2.5%	323,135	4.6%	276.8
Apr-16	259	2%	495	-18%	0.52	1,215	-17%	4.69	41	96.8%	298,200	1.2%	301,000	-4.8%	325,158	-4.2%	281.1
May-16	319	15%	593	-9%	0.54	1,269	-21%	3.98	37	97.0%	300,200	0.7%	316,500	2.1%	328,790	0.9%	282.9
Jun-16	341	-1%	550	-9%	0.62	1,268	-19%	3.72	36	97.2%	300,700	2.0%	322,000	6.1%	335,053	5.5%	283.4
Jul-16	245	-15%	431	-19%	0.57	1,269	-17%	5.18	39	97.0%	300,900	1.7%	310,000	1.6%	331,345	3.0%	283.6
Aug-16	315	23%	509	13%	0.62	1,236	-15%	3.92	44	96.6%	299,100	2.3%	299,000	-2.0%	313,962	-2.2%	281.9
Sep-16	256	1%	494	-7%	0.52	1,245	-13%	4.86	38	96.8%	300,000	1.8%	306,400	2.1%	311,967	-0.1%	282.8
Oct-16	230	0%	335	-13%	0.69	1,124	-14%	4.89	45	96.4%	298,200	1.5%	289,950	-3.4%	299,659	-9.8%	281.1
Nov-16	194	1%	351	-5%	0.55	1,102	-9%	5.68	41	96.4%	298,800	3.7%	288,450	-3.3%	297,773	-7.8%	281.6
Dec-16	126	-12%	209	2%	0.60	913	-8%	7.25	52	96.3%	294,600	1.0%	315,500	8.8%	325,538	9.8%	277.7
2017	2,828	3%	5,275	-8%	0.54	1,169	-13%	4.96	42	96.7%	296,792	1.4%	305,000	0.5%	319,025	-0.3%	279.7
Jan-17	140	15%	360	1%	0.39	976	-8%	6.97	46	96.5%	292,500	1.1%	283,500	-3.1%	293,186	-3.7%	275.7
Feb-17	139	-20%	394	-14%	0.35	1,072	-7%	7.71	43	96.6%	296,300	2.9%	296,200	-2.3%	308,932	-0.9%	279.3
Mar-17	244	-1%	594	20%	0.41	1,211	2%	4.96	45	97.0%	300,000	2.1%	300,950	-2.1%	320,549	-0.8%	282.8
Apr-17	244	-6%	570	15%	0.43	1,341	10%	5.50	37	96.7%	301,000	0.9%	314,000	4.3%	327,597	0.8%	283.7
May-17	312	-2%	663	12%	0.47	1,490	17%	4.78	34	97.2%	301,800	0.5%	304,757	-3.7%	328,789	0.0%	284.4
Jun-17	290	-15%	671	22%	0.43	1,618	28%	5.58	34	96.9%	300,000	-0.2%	299,950	-6.8%	316,488	-5.5%	282.8
Jul-17	242	-1%	422	-2%	0.57	1,552	22%	6.41	43	97.1%	305,300	1.5%	308,000	-0.6%	322,778	-2.6%	287.7
Aug-17	299	-5%	574	13%	0.52	1,583	28%	5.29	51	97.2%	300,900	0.6%	325,000	8.7%	340,136	8.3%	283.6
Sep-17	244	-5%	481	-3%	0.51	1,524	22%	6.25	55	96.6%	296,900	-1.0%	297,750	-2.8%	320,886	2.9%	279.8
Oct-17	207	-10%	458	37%	0.45	1,476	31%	7.13	59	96.4%	298,000	-0.1%	291,250	0.4%	297,398	-0.8%	280.9
Nov-17	198	2%	321	-9%	0.62	1,340	22%	6.77	61	96.1%	290,200	-2.9%	281,000	-2.6%	309,558	4.0%	273.5
Dec-17	132	5%	232	11%	0.57	1,128	24%	8.55	63	96.0%	290,600	-1.4%	282,000	-10.6%	295,936	-9.1%	273.9
2018	2,691	-5%	5,740	9%	0.47	1,359	16%	6.06	46	96.8%	297,792	0.3%	300,000	-1.6%	318,293	-0.2%	280.7
Jan-18	142	1%	473	31%	0.30	1,216	25%	8.56	76	95.7%	290,100	-0.8%	278,900	-1.6%	295,451	0.8%	273.4
Feb-18	153	10%	405	3%	0.38	1,302	21%	8.51	56	96.1%	292,100	-1.4%	310,000	4.7%	316,386	2.4%	275.3
Mar-18	176	-28%	531	-11%	0.33	1,452	20%	8.25	56	96.5%	292,000	-2.7%	280,500	-6.8%	307,198	-4.2%	275.2
Apr-18	229	-6%	559	-2%	0.41	1,597	19%	6.97	58	96.5%	292,300	-2.9%	280,000	-10.8%	305,045	-6.9%	275.5
May-18	297	-5%	704	6%	0.42	1,767	19%	5.95	56	96.7%	295,700	-2.0%	309,000	1.4%	322,963	-1.8%	278.7
Jun-18	286	-1%	589	-12%	0.49	1,785	10%	6.24	58	96.4%	293,300	-2.2%	304,450	1.5%	321,592	1.6%	276.4
Jul-18	245	1%	517	23%	0.47	1,800	16%	7.35	62	96.2%	290,200	-4.9%					

REGINA																	
	Sales	Y/Y%	New Listings	Y/Y%	S/NL Ratio	Inventory	Y/Y%	Months of Supply	DOM	SP/LP	Benchmark Price	Y/Y%	Median Price	Y/Y%	Average Price	Y/Y%	Index
Jan-19	144	1%	393	-17%	0.37	1,282	5%	8.90	73	95.2%	274,900	-5.2%	288,950	3.6%	290,970	-1.5%	259.1
Feb-19	171	12%	304	-25%	0.56	1,266	-3%	7.40	76	95.9%	274,700	-6.0%	296,000	-4.5%	302,194	-4.5%	258.9
Mar-19	210	19%	534	1%	0.39	1,355	-7%	6.45	73	95.9%	274,100	-6.1%	275,000	-2.0%	297,134	-3.3%	258.3
Apr-19	289	26%	581	4%	0.50	1,452	-9%	5.02	61	96.2%	277,400	-5.1%	283,000	1.1%	301,403	-1.2%	261.5
May-19	286	-4%	637	-10%	0.45	1,624	-8%	5.68	53	96.5%	280,700	-5.1%	290,500	-6.0%	314,674	-2.6%	264.6
Jun-19	250	-13%	477	-19%	0.52	1,635	-8%	6.54	54	96.3%	282,500	-3.7%	291,000	-4.4%	306,912	-4.6%	266.3
Jul-19	254	4%	502	-3%	0.51	1,670	-7%	6.57	54	95.5%	284,000	-2.1%	277,500	-6.7%	300,544	-2.2%	267.7
Aug-19	247	-2%	443	-14%	0.56	1,629	-10%	6.60	60	96.2%	280,500	-1.8%	295,000	2.3%	300,253	-5.4%	264.4
Sep-19	254	30%	376	-7%	0.68	1,507	-13%	5.93	63	96.0%	275,000	-3.7%	309,200	4.8%	316,931	7.4%	259.2
Oct-19	204	-6%	383	-14%	0.53	1,434	-13%	7.03	77	95.6%	276,800	-2.0%	282,500	-0.9%	300,697	1.4%	260.9
Nov-19	147	-22%	293	-7%	0.50	1,374	-11%	9.35	65	95.5%	274,600	-1.7%	280,000	-9.7%	282,280	-11.4%	258.8
Dec-19	138	39%	157	-1%	0.88	1,134	-8%	8.22	71	94.9%	270,600	-3.3%	266,104	-11.3%	276,742	-7.4%	255.0
2020	2,594	5%	5,080	-10%	0.51	1,447	-8%	6.69	63	95.9%	277,150	-3.8%	287,250	-2.6%	301,400	-2.8%	261.2
Jan-20	110	-24%	344	-12%	0.32	1,218	-5%	11.07	84	95.5%	267,600	-2.7%	274,000	-5.2%	264,169	-9.2%	252.2
Feb-20	154	-10%	357	17%	0.43	1,263	0%	8.20	78	95.9%	271,500	-1.2%	290,750	-1.8%	298,052	-1.4%	255.9
Mar-20	212	1%	430	-19%	0.49	1,314	-3%	6.20	68	96.2%	277,000	1.1%	300,000	9.1%	308,764	3.9%	261.1
Apr-20	144	-50%	285	-51%	0.51	1,228	-15%	8.53	62	95.4%	282,600	1.9%	287,925	1.7%	304,991	1.2%	266.4
May-20	234	-18%	485	-24%	0.48	1,299	-20%	5.55	61	96.2%	284,200	1.2%	282,000	-2.9%	296,694	-5.7%	267.9
Jun-20	374	50%	599	26%	0.62	1,336	-18%	3.57	58	96.9%	289,600	2.5%	292,750	0.6%	312,447	1.8%	273.0
Jul-20	384	51%	554	10%	0.69	1,347	-19%	3.51	48	96.8%	290,900	2.4%	300,000	8.1%	314,862	4.8%	274.2
Aug-20	347	40%	489	10%	0.71	1,339	-18%	3.86	51	96.6%	294,100	4.8%	304,900	3.4%	319,344	6.4%	277.2
Sep-20	339	33%	491	31%	0.69	1,314	-13%	3.88	52	96.8%	294,800	7.2%	288,000	-6.9%	314,384	-0.8%	277.9
Oct-20	291	43%	406	6%	0.72	1,205	-16%	4.14	55	96.7%	293,000	5.9%	285,000	0.9%	303,238	0.8%	276.2
Nov-20	246	67%	322	10%	0.76	1,110	-19%	4.15	59	96.1%	291,700	6.2%	295,750	5.6%	301,018	6.6%	274.9
Dec-20	200	45%	233	48%	0.86	908	-20%	4.54	58	96.5%	290,000	7.2%	271,000	1.8%	278,139	0.5%	273.3
2021	3,035	17%	4,995	-2%	0.61	1,240	-14%	4.90	58	96.5%	285,583	3.0%	290,000	1.0%	305,381	1.3%	269.2
Jan-21	193	75%	338	-2%	0.57	917	-25%	4.75	57	96.3%	288,100	7.7%	265,000	-3.3%	274,249	3.8%	271.5
Feb-21	239	55%	373	4%	0.64	936	-26%	3.92	53	97.6%	294,600	8.5%	276,400	-4.9%	298,247	0.1%	277.7
Mar-21	360	70%	680	58%	0.53	1,100	-16%	3.06	41	97.8%	304,200	9.8%	308,500	2.8%	320,071	3.7%	286.7
Apr-21	392	172%	655	130%	0.60	1,231	0%	3.14	40	98.5%	312,400	10.5%	320,000	11.1%	344,271	12.9%	294.4
May-21	387	65%	646	33%	0.60	1,359	5%	3.51	42	98.3%	311,500	9.6%	319,000	13.1%	330,429	11.4%	293.6
Jun-21	409	9%	635	6%	0.64	1,422	6%	3.48	38	98.2%	314,800	8.7%	319,700	9.2%	334,453	7.0%	296.7
Jul-21	365	-5%	549	-1%	0.66	1,436	7%	3.93	43	97.7%	314,500	8.1%	310,000	3.3%	315,044	0.1%	296.4
Aug-21	311	-10%	480	-2%	0.65	1,386	4%	4.46	44	97.8%	311,500	5.9%	324,893	6.6%	339,000	6.2%	293.6
Sep-21	287	-15%	476	-3%	0.60	1,356	3%	4.72	53	97.7%	312,600	6.0%	315,000	9.4%	334,054	6.3%	294.6
Oct-21	274	-6%	437	8%	0.63	1,307	8%	4.77	52	97.2%	307,200	4.8%	305,000	7.0%	324,992	7.2%	289.5
Nov-21	313	27%	341	6%	0.92	1,139	3%	3.64	61	96.9%	307,600	5.5%	290,000	-1.9%	306,720	1.9%	289.9
Dec-21	201	1%	200	-14%	1.01	896	-1%	4.46	62	97.1%	307,800	6.1%	290,505	7.2%	313,747	12.8%	290.1
2022	3,731	23%	5,810	16%	0.64	1,207	-3%	3.88	47	97.7%	307,233	7.6%	306,000	5.5%	322,559	5.6%	289.6
Jan-22	171	-11%	317	-6%	0.54	926	1%	5.42	62	96.4%	309,200	7.3%	285,000	7.5%	318,281	16.1%	291.4
Feb-22	258	8%	372	0%	0.69	923	-1%	3.58	54	97.5%	309,100	4.9%	262,750	-4.9%	299,002	0.3%	291.3
Mar-22	351	-3%	550	-19%	0.64	985	-10%	2.81	48	98.1%	319,800	5.1%	300,000	-2.8%	323,548	1.1%	301.4
Apr-22	379	-3%	625	-5%	0.61	1,107	-10%	2.92	40	98.8%	322,800	3.3%	310,000	-3.1%	327,321	-4.9%	304.2
May-22	452	17%	693	7%	0.65	1,215	-11%	2.69	39	98.8%	328,600	5.5%	324,200	1.6%	337,676	2.2%	309.7
Jun-22	407	0%	648	2%	0.63	1,306	-8%	3.21	37	98.2%	327,000	3.9%	306,000	-4.3%	326,373	-2.4%	308.2
Jul-22	355	-3%	525	-4%	0.68	1,323	-8%	3.73	41	97.7%	319,600	1.6%	309,000	-0.3%	334,132	6.1%	301.2
Aug-22	339	9%	462	-4%	0.73	1,259	-9%	3.71	45	97.2%	320,600	2.9%	305,000	-6.1%	311,574	-8.1%	302.2
Sep-22	284	-1%	448	-6%	0.63	1,206	-11%	4.25	51	96.7%	314,600	0.6%	293,375	-6.9%	305,131	-8.7%	296.5
Oct-22	252	-8%	370	-15%	0.68	1,144	-12%	4.54	50	96.9%	309,900	0.9%	300,000	-1.6%	311,978	-4.0%	292.1
Nov-22	208	-34%	315	-8%	0.66	1,062	-7%	5.11	50	97.0%	310,400	0.9%	279,500	-3.6%	292,674	-4.6%	292.6
Dec-22	151	-25%	159	-21%	0.95	825	-8%	5.46	55	95.7%	310,100	0.7%	253,000	-12.9%	260,622	-16.9%	292.3
2023	3,607	-3%	5,484	-6%	0.66	1,107	-8%	3.68	46	97.7%	316,808	3.1%	300,000	-2.0%	317,272	-1.6%	298.6
Jan-23	132	-23%	286	-10%	0.46	852	-8%	6.45	64	95.7%	305,400	-1.2%	247,950	-13.0%	275,312	-13.5%	287.8
Feb-23	206	-20%	336	-10%	0.61	884	-4%	4.29	64	96.1%	298,300	-3.5%	266,500	1.4%	296,022	-1.0%	281.1
Mar-23	293	-17%	444	-19%	0.66	918	-7%	3.13	58	97.0%	305,500	-4.5%	284,900	-5.0%	304,288	-6.0%	287.9
Apr-23	282	-26%	434	-31%	0.65	989	-11%	3.51	48	97.2%	308,900	-4.3%	302,900	-2.3%	312,056	-4.7%	291.1
May-23	418	-8%	576	-17%	0.73	1,041	-14%	2.49	46	98.2%	313,600	-4.6%	300,000	-7.5%	312,663	-7.4%	295.6
Jun-23	365	-10%	540	-17%	0.68	1,099	-16%	3.01	42	98.0%	316,400	-3.2%	324,900	6.2%	332,823	2.0%	298.2
Jul-23	348	-2%	476	-9%	0.73	1,112	-16%	3.20	50	97.0%	316,700	-0.9%	298,062	-3.5%	308,757	-7.6%	298.5
Aug-23	358	6%	455	-2%	0.79	1,063	-16%	2.97	43	97.2%	310,700	-3.1%	294,000	-3.6%	309,252	-0.7%	292.8
Sep-23	305	7%	442	-1%	0.69	1,050	-13%	3.44	51	97.1%	306,200	-2.7%	288,000	-1.8%	303,941	-0.4%	288.6
Oct-23	308	22%	389	5%	0.79	1,003	-12%	3.26	46	97.2%	306,100	-1.2%	276,250	-7.9%	290,949	-6.7%	288.5
Nov-23	240	15%	274	-13%	0.88	926	-13%	3.86	48	96.8%	302,400	-2.6%	291,750	4.4%	296,748	1.4%	285.0
Dec-23	188	25%	200	26%	0.94	725	-12%	3.86	62	96.2%	297,400	-4.1%	265,000	4.7%	285,308	9.5%	280.3
2023	3,443	-5%	4,852	-12%	0.71	972	-12%	3.39	50	97.2%	307,300	-3.0%	290,000	-3.3%	305,543	-3.7%	289.6
Jan-24	179	36%	311	9%	0.58	757	-11%	4.23	70	96.0%	300,300	-1.7%	272,500	9.9%	285,771	3.8%	283.0
Feb-24	272	32%	319	-5%	0.85	712	-19%	2.62	58	97.3%	312,500	4.8%	305,650	14.7%	322,442	8.9%	294.5
Mar-24	311	6%	417	-6%	0.75	732	-20%	2.35	47	97.9%	312,500	2.3%	287,000	0.7%	311,848	2.5%	294.5
Apr-24	422	50%	514	18%	0.82	735	-26%	1.74	41	98.4%	318,500	3.1%	318,900	5.3%	336,784	7.9%	300.2
May-24	436	4%	559	-3%	0.78	782	-25%	1.79	34	99.0%	320,000	2.0%	325,000	8.3%	337,636	8.0%	301.6
Jun-24	378	4%	526	-3%	0.72	806	-27%	2.13	32	98.9%	318,100	0.5%	313,250	-3.6%	320,313	-3.8%	299.8
Jul-24	380	9%	537	13%	0.71	844	-24%	2.22	36	98.5%	318,400	0.5%	311,500				

REGINA																	
	Sales	Y/Y%	New Listings	Y/Y%	S/NL Ratio	Inventory	Y/Y%	Months of Supply	DOM	SP/LP	Benchmark Price	Y/Y%	Median Price	Y/Y%	Average Price	Y/Y%	Index
Jan-13	132	-23%	240	-3%	0.55	440	21%	3.33	43	97.1%	300,700	5.5%	310,000	3.3%	312,525	5.0%	280.5
Feb-13	142	-28%	308	18%	0.46	528	39%	3.72	30	97.9%	304,400	5.4%	327,450	11.0%	337,716	10.2%	284.0
Mar-13	195	-19%	332	-1%	0.59	580	37%	2.97	26	97.8%	304,500	5.3%	315,000	3.6%	335,269	6.8%	284.0
Apr-13	220	-23%	373	7%	0.59	590	34%	2.68	29	97.5%	308,500	4.0%	314,000	-2.0%	333,649	-2.1%	287.8
May-13	269	-5%	526	24%	0.51	724	45%	2.69	25	97.6%	309,200	2.7%	330,000	4.0%	345,332	3.2%	288.4
Jun-13	246	-7%	444	24%	0.55	792	60%	3.22	21	97.4%	309,200	1.3%	319,900	-3.8%	339,267	-3.8%	288.4
Jul-13	261	5%	472	34%	0.55	857	64%	3.28	25	97.2%	309,300	1.4%	332,000	5.4%	336,321	2.8%	288.5
Aug-13	252	16%	417	19%	0.60	847	54%	3.36	28	97.3%	306,000	1.3%	330,500	2.6%	345,471	3.1%	285.4
Sep-13	210	21%	380	15%	0.55	864	44%	4.11	35	96.7%	304,100	1.6%	320,000	-3.0%	338,886	1.0%	283.7
Oct-13	204	-4%	360	33%	0.57	818	48%	4.01	33	96.9%	302,000	0.7%	310,000	3.2%	336,859	5.2%	281.7
Nov-13	184	20%	254	10%	0.72	736	40%	4.00	37	96.5%	303,300	1.8%	309,450	-2.4%	347,584	3.1%	282.9
Dec-13	140	8%	127	-9%	1.10	551	34%	3.94	44	96.9%	298,800	-0.2%	297,250	-3.5%	315,928	0.3%	278.7
2014	2,455	-5%	4,233	6%	0.58	694	45%	3.39	30	97.3%	305,000	2.5%	318,000	1.0%	336,966	2.8%	284.5
Jan-14	118	-11%	290	21%	0.41	603	37%	5.11	51	96.7%	302,100	0.5%	319,500	3.1%	338,135	8.2%	281.8
Feb-14	141	-1%	281	-9%	0.50	651	23%	4.62	38	97.3%	301,400	-1.0%	296,900	-9.3%	320,580	-5.1%	281.2
Mar-14	170	-13%	389	17%	0.44	750	29%	4.41	41	97.3%	307,300	0.9%	330,000	4.8%	366,863	9.4%	286.7
Apr-14	247	12%	476	28%	0.52	846	43%	3.43	30	97.4%	309,300	0.3%	331,000	5.4%	346,277	3.8%	288.5
May-14	273	1%	521	-1%	0.52	961	33%	3.52	31	96.9%	309,200	0.0%	330,000	0.0%	353,849	2.5%	288.4
Jun-14	205	-17%	463	4%	0.44	1,063	34%	5.19	30	97.1%	310,200	0.3%	325,000	1.6%	340,317	0.3%	289.4
Jul-14	245	-6%	421	-11%	0.58	1,052	23%	4.29	39	96.8%	307,200	-0.7%	334,000	0.6%	348,625	3.7%	286.6
Aug-14	206	-18%	402	-4%	0.51	1,047	24%	5.08	45	96.8%	305,100	-0.3%	320,500	-3.0%	339,826	-1.6%	284.6
Sep-14	236	12%	433	14%	0.55	1,005	16%	4.26	38	96.6%	304,600	0.2%	320,000	0.0%	349,177	3.0%	284.1
Oct-14	216	6%	363	1%	0.60	929	14%	4.30	41	95.5%	301,900	0.0%	316,500	2.1%	347,004	3.0%	281.6
Nov-14	150	-18%	239	-6%	0.63	827	12%	5.51	40	95.9%	296,300	-2.3%	298,000	-3.7%	317,474	-8.7%	276.4
Dec-14	136	-3%	199	57%	0.68	673	22%	4.95	42	96.1%	293,500	-1.8%	313,250	5.4%	333,222	5.5%	273.8
2015	2,343	-5%	4,477	6%	0.52	867	25%	4.44	38	96.7%	304,008	-0.3%	320,000	0.6%	343,611	2.0%	283.6
Jan-15	110	-7%	270	-7%	0.41	705	17%	6.41	50	95.5%	300,400	-0.6%	313,500	-1.9%	321,833	-4.8%	280.2
Feb-15	141	0%	301	7%	0.47	733	13%	5.20	44	96.1%	298,800	-0.9%	310,000	4.4%	321,812	0.4%	278.7
Mar-15	165	-3%	389	0%	0.42	822	10%	4.98	36	96.7%	300,300	-2.3%	309,000	-6.4%	319,691	-12.9%	280.1
Apr-15	194	-21%	447	-6%	0.43	934	10%	4.81	33	97.1%	305,700	-1.2%	334,500	1.1%	359,577	3.8%	285.2
May-15	223	-18%	484	-7%	0.46	1,047	9%	4.70	32	97.1%	308,000	-0.4%	327,000	-0.9%	340,783	-3.7%	287.3
Jun-15	265	29%	418	-10%	0.63	1,017	-4%	3.84	30	96.9%	304,800	-1.7%	329,900	1.5%	333,706	-1.9%	284.3
Jul-15	223	-9%	404	-4%	0.55	1,009	-4%	4.52	40	96.9%	306,900	-0.1%	332,500	-0.4%	342,446	-1.8%	286.3
Aug-15	185	-10%	323	-20%	0.57	958	-9%	5.18	36	96.8%	303,300	-0.6%	318,000	-0.8%	339,405	-0.1%	282.9
Sep-15	204	-14%	384	-11%	0.53	940	-6%	4.61	44	96.1%	305,200	0.2%	310,900	-2.8%	323,869	-7.2%	284.7
Oct-15	182	-16%	279	-23%	0.65	850	-9%	4.67	40	95.9%	305,000	1.0%	316,500	0.0%	347,999	0.3%	284.5
Nov-15	141	-6%	257	8%	0.55	783	-5%	5.55	43	96.0%	298,200	0.6%	319,000	7.0%	343,828	8.3%	278.2
Dec-15	112	-18%	142	-29%	0.79	651	-3%	5.81	51	96.1%	304,800	3.9%	292,750	-6.5%	301,507	-9.5%	284.3
2016	2,145	-8%	4,098	-8%	0.52	871	0%	4.87	39	96.5%	303,450	-0.2%	319,000	-0.3%	334,974	-2.5%	283.1
Jan-16	91	-17%	244	-10%	0.37	688	-2%	7.56	57	95.8%	302,000	0.5%	310,000	-1.1%	311,801	-3.1%	281.7
Feb-16	146	4%	314	4%	0.46	733	0%	5.02	44	96.3%	300,600	0.6%	305,250	-1.5%	321,472	-0.1%	280.4
Mar-16	184	12%	361	-7%	0.51	773	-6%	4.20	44	96.6%	306,500	2.1%	317,800	2.8%	339,657	6.2%	285.9
Apr-16	197	2%	366	-18%	0.54	806	-14%	4.09	36	97.0%	312,000	2.1%	328,000	-1.9%	349,869	-2.7%	291.0
May-16	256	15%	456	-6%	0.56	865	-17%	3.38	33	97.0%	313,600	1.8%	327,000	0.0%	342,591	0.5%	292.5
Jun-16	267	1%	408	-2%	0.65	855	-16%	3.20	30	97.2%	314,600	3.2%	349,900	6.1%	356,161	6.7%	293.5
Jul-16	191	-14%	341	-16%	0.56	867	-14%	4.54	33	97.0%	314,400	2.4%	332,500	0.0%	348,850	1.9%	293.3
Aug-16	245	32%	365	13%	0.67	832	-13%	3.40	33	96.7%	312,000	2.9%	314,897	-1.0%	335,041	-1.3%	291.0
Sep-16	208	2%	356	-7%	0.58	822	-13%	3.95	37	96.8%	313,700	2.8%	315,000	1.3%	324,358	0.2%	292.6
Oct-16	168	-8%	234	-16%	0.72	735	-14%	4.38	38	96.3%	311,700	2.2%	297,250	-6.1%	315,887	-9.2%	290.8
Nov-16	158	12%	253	-2%	0.62	712	-9%	4.51	40	96.4%	312,500	4.8%	295,000	-7.5%	303,943	-11.6%	291.5
Dec-16	91	-19%	151	6%	0.60	584	-10%	6.42	47	96.6%	306,500	0.6%	335,000	14.4%	353,223	17.2%	285.9
2017	2,202	3%	3,849	-6%	0.57	773	-11%	4.21	38	96.8%	310,008	2.2%	319,950	0.3%	335,579	0.2%	289.2
Jan-17	114	25%	255	5%	0.45	615	-11%	5.39	41	96.4%	304,400	0.8%	293,250	-5.4%	305,083	-2.2%	284.0
Feb-17	109	-25%	264	-16%	0.41	666	-9%	6.11	36	96.5%	309,900	3.1%	302,000	-1.1%	318,737	-0.9%	289.1
Mar-17	172	-7%	396	10%	0.43	746	-3%	4.34	41	97.1%	314,400	2.6%	316,500	-0.4%	336,188	-1.0%	293.3
Apr-17	186	-6%	390	7%	0.48	823	2%	4.42	32	96.5%	315,300	1.1%	335,750	2.4%	347,190	-0.8%	294.1
May-17	243	-5%	470	3%	0.52	923	7%	3.80	28	97.3%	315,100	0.5%	315,000	-3.7%	341,887	-0.2%	293.9
Jun-17	211	-21%	481	18%	0.44	1,033	21%	4.90	28	97.0%	313,600	-0.3%	318,800	-8.9%	339,231	-4.8%	292.5
Jul-17	187	-2%	304	-11%	0.62	999	15%	5.34	37	96.9%	319,400	1.6%	310,000	-6.8%	338,317	-3.0%	297.9
Aug-17	221	-10%	414	13%	0.53	1,029	24%	4.66	47	97.0%	315,800	1.2%	352,700	12.0%	365,206	9.0%	294.6
Sep-17	190	-9%	343	-4%	0.55	990	20%	5.21	51	96.4%	311,700	-0.6%	313,750	-0.4%	335,517	3.4%	290.8
Oct-17	149	-11%	321	37%	0.46	950	29%	6.38	49	96.1%	313,100	0.4%	310,000	4.3%	315,796	0.0%	292.1
Nov-17	135	-15%	221	-13%	0.61	851	20%	6.30	60	95.9%	304,100	-2.7%	305,000	3.4%	338,571	11.4%	283.7
Dec-17	99	9%	170	13%	0.58	733	26%	7.40	58	95.9%	304,800	-0.6%	286,000	-14.6%	307,846	-12.8%	284.3
2018	2,016	-8%	4,029	5%	0.50	863	12%	5.14	41	96.7%	311,800	0.6%	315,000	-1.5%	336,082	0.1%	290.9
Jan-18	104	-9%	287	13%	0.36	757	23%	7.28	66	95.5%	304,100	-0.1%	294,750	0.5%	312,858	2.5%	283.7
Feb-18	114	5%	276	5%	0.41	803	21%	7.04	46	95.9%	305,900	-1.3%	322,450	6.8%	341,168	7.0%	285.4
Mar-18	131	-24%	378	-5%	0.35	927	24%	7.08	52	96.3%	305,800	-2.7%	287,000	-9.3%	319,197	-5.1%	285.3
Apr-18	170	-9%	398	2%	0.43	1,037	26%	6.10	52	96.6%	305,900	-3.0%	301,200	-10.3%	326,351	-6.0%	285.4
May-18	226	-7%	517	10%	0.44	1,176	27%	5.20	48	96.8%	310,000	-1.6%	327,250	3.9%	340,560	-0.4%	289.2
Jun-18	211	0%	437	-9%	0.48	1,195	16%	5.66	53	96.4%	307,600	-1.9%	321,000	0.7%	341,486	0.7%	286.9
Jul-18	189	1%	375	23%	0.50	1,195	20%	6.32	52	96.1%	304,100	-4.8%	312,900	0.9%	322,788	-4.6%	283.7
Aug-18	204	-8%	385	-7%													

REGINA																	
	Sales	Y/Y%	New Listings	Y/Y%	S/NL Ratio	Inventory	Y/Y%	Months of Supply	DOM	SP/LP	Benchmark Price	Y/Y%	Median Price	Y/Y%	Average Price	Y/Y%	Index
Jan-19	113	9%	258	-10%	0.44	822	9%	7.27	66	95.2%	289,700	-4.7%	305,000	3.5%	308,170	-1.5%	270.2
Feb-19	135	18%	216	-22%	0.63	798	-1%	5.91	67	95.8%	290,000	-5.2%	310,000	-3.9%	317,759	-6.9%	270.5
Mar-19	166	27%	357	-6%	0.46	845	-9%	5.09	68	95.8%	289,100	-5.5%	290,536	1.2%	309,826	-2.9%	269.7
Apr-19	219	29%	410	3%	0.53	918	-11%	4.19	56	96.5%	292,500	-4.4%	300,000	-0.4%	322,318	-1.2%	272.9
May-19	216	-4%	459	-11%	0.47	1,032	-12%	4.78	46	96.6%	295,200	-4.8%	310,050	-5.3%	334,523	-1.8%	275.4
Jun-19	191	-9%	367	-16%	0.52	1,065	-11%	5.58	49	96.3%	297,400	-3.3%	314,000	-2.2%	325,562	-4.7%	277.4
Jul-19	181	-4%	357	-5%	0.51	1,089	-9%	6.02	49	95.4%	298,200	-1.9%	303,000	-3.2%	328,147	1.7%	278.2
Aug-19	181	-11%	310	-19%	0.58	1,077	-10%	5.95	53	96.0%	294,700	-1.6%	305,000	-3.3%	320,815	-3.4%	274.9
Sep-19	204	33%	292	-2%	0.70	992	-14%	4.86	55	96.1%	289,400	-3.5%	326,250	5.2%	333,497	5.4%	270.0
Oct-19	154	-11%	273	-16%	0.56	931	-14%	6.05	68	95.8%	293,100	-1.3%	296,950	-0.2%	319,884	4.0%	273.4
Nov-19	113	-28%	199	-6%	0.57	872	-11%	7.72	59	95.5%	290,800	-0.7%	316,900	1.4%	304,341	-7.7%	271.3
Dec-19	103	47%	116	-4%	0.89	719	-10%	6.98	65	94.7%	286,600	-2.2%	275,000	-10.9%	294,003	-6.1%	267.4
2020	1,976	4%	3,614	-10%	0.55	930	-9%	5.65	57	95.9%	292,225	-3.3%	305,000	-1.6%	320,652	-1.9%	272.6
Jan-20	74	-35%	234	-9%	0.32	781	-5%	10.55	71	95.9%	285,100	-1.6%	294,000	-3.6%	287,785	-6.6%	266.0
Feb-20	121	-10%	257	19%	0.47	815	2%	6.74	73	96.1%	289,600	-0.1%	319,500	3.1%	319,756	0.6%	270.1
Mar-20	160	-4%	301	-16%	0.53	843	0%	5.27	59	96.3%	294,400	1.8%	320,500	10.3%	329,341	6.3%	274.6
Apr-20	122	-44%	217	-47%	0.56	786	-14%	6.44	56	95.4%	299,700	2.5%	287,000	-4.3%	312,870	-2.9%	279.6
May-20	188	-13%	348	-24%	0.54	831	-19%	4.42	58	96.4%	300,900	1.9%	302,000	-2.6%	314,531	-6.0%	280.7
Jun-20	301	58%	437	19%	0.69	848	-20%	2.82	54	97.0%	307,100	3.3%	312,000	-0.6%	331,873	1.9%	286.5
Jul-20	283	56%	402	13%	0.70	868	-20%	3.07	41	97.1%	308,800	3.6%	330,000	8.9%	340,881	3.9%	288.1
Aug-20	275	52%	349	13%	0.79	847	-21%	3.08	45	96.7%	312,000	5.9%	318,000	4.3%	342,296	6.7%	291.0
Sep-20	264	29%	365	25%	0.72	840	-15%	3.18	50	97.1%	312,600	8.0%	314,500	-3.6%	340,413	2.1%	291.6
Oct-20	221	44%	283	4%	0.78	759	-18%	3.43	49	96.8%	310,800	6.0%	309,500	4.2%	325,406	1.7%	289.9
Nov-20	182	61%	230	16%	0.79	690	-21%	3.79	50	96.2%	309,300	6.4%	312,250	-1.5%	319,980	5.1%	288.5
Dec-20	147	43%	165	42%	0.89	558	-22%	3.80	49	96.6%	307,000	7.1%	287,000	4.4%	292,459	-0.5%	286.4
2021	2,338	18%	3,588	-1%	0.65	789	-15%	4.05	52	96.6%	303,108	3.7%	312,000	2.3%	328,557	1.8%	282.8
Jan-21	131	77%	225	-4%	0.58	564	-28%	4.31	48	96.6%	306,000	7.3%	288,000	-2.0%	298,460	3.7%	285.4
Feb-21	170	40%	269	5%	0.63	593	-27%	3.49	47	97.8%	314,300	8.5%	308,750	-3.4%	328,243	2.7%	293.2
Mar-21	272	70%	477	58%	0.57	692	-18%	2.54	35	98.3%	324,000	10.1%	331,250	3.4%	345,794	5.0%	302.2
Apr-21	297	143%	485	124%	0.61	794	1%	2.67	34	98.8%	333,200	11.2%	346,250	20.6%	375,493	20.0%	310.8
May-21	309	64%	454	30%	0.68	849	2%	2.75	35	98.6%	331,800	10.3%	335,000	10.9%	353,771	12.5%	309.5
Jun-21	322	7%	478	9%	0.67	892	5%	2.77	35	98.5%	335,300	9.2%	338,000	8.3%	355,518	7.1%	312.8
Jul-21	272	-4%	407	1%	0.67	918	6%	3.38	37	97.9%	335,400	8.6%	324,500	-1.7%	341,553	0.2%	312.9
Aug-21	233	-15%	369	6%	0.63	917	8%	3.94	40	97.9%	332,400	6.5%	353,000	11.0%	367,677	7.4%	310.1
Sep-21	217	-18%	352	-4%	0.62	899	7%	4.14	47	97.9%	332,700	6.4%	348,500	10.8%	357,424	5.0%	310.4
Oct-21	206	-7%	328	16%	0.63	875	15%	4.25	43	97.5%	326,500	5.1%	340,000	9.9%	353,366	8.6%	304.6
Nov-21	227	25%	228	-1%	1.00	739	7%	3.26	53	97.1%	327,500	5.9%	306,000	-2.0%	326,301	2.0%	305.5
Dec-21	154	5%	143	-13%	1.08	572	3%	3.71	55	97.2%	327,400	6.6%	315,000	9.8%	340,842	16.5%	305.4
2022	2,810	20%	4,215	17%	0.67	775	-2%	3.31	41	98.0%	327,208	8.0%	330,000	5.8%	348,667	6.8%	305.2
Jan-22	129	-2%	211	-6%	0.61	582	3%	4.51	60	96.4%	330,100	7.9%	306,150	6.3%	343,491	15.1%	307.9
Feb-22	191	12%	257	-4%	0.74	573	-3%	3.00	46	97.7%	329,800	4.9%	280,000	-9.3%	321,936	-1.9%	307.6
Mar-22	242	-11%	393	-18%	0.62	628	-9%	2.60	42	98.4%	341,600	5.4%	325,500	-1.7%	354,067	2.4%	317.7
Apr-22	271	-9%	444	-8%	0.61	711	-10%	2.62	34	99.2%	344,700	3.5%	345,000	-0.4%	359,140	-4.4%	321.5
May-22	321	4%	519	14%	0.62	814	-4%	2.52	32	99.2%	352,400	6.2%	350,000	4.5%	373,762	5.7%	328.7
Jun-22	302	-6%	476	0%	0.63	881	-1%	2.94	30	98.5%	350,100	4.4%	338,722	0.2%	353,736	-0.5%	326.6
Jul-22	261	-4%	395	-3%	0.66	912	-1%	3.49	37	97.9%	341,800	1.9%	347,600	7.1%	368,228	7.8%	318.8
Aug-22	224	-4%	336	-9%	0.67	891	-3%	3.98	40	97.2%	342,000	2.9%	331,500	-6.1%	345,578	-6.0%	319.0
Sep-22	209	-4%	328	-7%	0.64	854	-5%	4.09	49	96.8%	335,900	1.0%	312,500	-10.3%	332,007	-7.1%	313.3
Oct-22	198	-4%	261	-20%	0.76	792	-9%	4.00	49	96.9%	330,000	1.1%	310,000	-8.8%	322,480	-8.7%	307.8
Nov-22	141	-38%	241	6%	0.59	751	2%	5.33	46	97.5%	332,100	1.4%	300,300	-1.9%	318,186	-2.5%	309.8
Dec-22	109	-29%	110	-23%	0.99	573	0%	5.26	51	95.7%	330,000	0.8%	270,000	-14.3%	273,095	-19.9%	307.8
2023	2,598	-8%	3,971	-6%	0.65	747	-4%	3.45	41	97.9%	338,375	3.4%	325,000	-1.5%	345,268	-1.0%	315.6
Jan-23	92	-29%	222	5%	0.41	607	4%	6.60	59	95.6%	324,900	-1.6%	266,110	-13.1%	287,179	-16.4%	303.1
Feb-23	137	-28%	236	-8%	0.58	639	12%	4.66	60	95.9%	317,000	-3.9%	304,900	8.9%	321,885	0.0%	295.7
Mar-23	211	-13%	305	-22%	0.69	638	2%	3.02	57	96.9%	324,600	-5.0%	307,500	-5.5%	326,516	-7.8%	302.8
Apr-23	193	-29%	266	-40%	0.73	654	-8%	3.39	47	97.2%	329,600	-4.4%	329,000	-4.6%	335,711	-6.5%	307.5
May-23	277	-14%	408	-21%	0.68	706	-13%	2.55	43	98.3%	333,600	-5.3%	320,000	-8.6%	337,705	-9.6%	311.2
Jun-23	259	-14%	421	-12%	0.62	784	-11%	3.03	40	98.1%	335,700	-4.1%	353,500	4.4%	361,788	2.3%	313.2
Jul-23	245	-6%	358	-9%	0.68	816	-11%	3.33	45	97.1%	336,800	-1.5%	320,000	-7.9%	335,726	-8.8%	314.2
Aug-23	265	18%	337	0%	0.79	775	-13%	2.92	44	97.2%	329,900	-3.5%	312,000	-5.9%	333,122	-3.6%	307.7
Sep-23	218	4%	318	-3%	0.69	765	-10%	3.51	48	97.2%	325,800	-3.0%	312,000	-0.2%	330,405	-0.5%	303.9
Oct-23	218	10%	290	11%	0.75	739	-7%	3.39	45	97.2%	325,000	-1.5%	297,700	-4.0%	311,283	-3.5%	303.2
Nov-23	176	25%	193	-20%	0.91	672	-11%	3.82	47	96.7%	320,700	-3.4%	303,250	1.0%	311,000	-2.3%	299.2
Dec-23	132	21%	125	14%	1.06	505	-12%	3.83	64	95.9%	316,000	-4.2%	278,500	3.1%	300,894	10.2%	294.8
2023	2,423	-7%	3,479	-12%	0.70	692	-7%	3.43	48	97.2%	326,633	-3.5%	314,000	-3.4%	328,653	-4.8%	304.7
Jan-24	126	37%	202	-9%	0.62	506	-17%	4.02	72	95.7%	318,400	-2.0%	280,000	5.2%	298,224	3.8%	297.0
Feb-24	191	39%	224	-5%	0.85	467	-27%	2.45	53	97.1%	334,100	5.4%	325,000	6.6%	349,818	8.7%	311.7
Mar-24	212	0%	277	-9%	0.77	467	-27%	2.20	49	97.8%	332,400	2.4%	310,000	0.8%	333,718	2.2%	310.1
Apr-24	277	44%	366	38%	0.76	497	-24%	1.79	39	98.6%	338,200	2.6%	345,000	4.9%	369,743	10.1%	315.5
May-24	301	9%	413	1%	0.73	547	-23%	1.82	31	99.2%	338,600	1.5%	358,000	11.9%	367,842	8.9%	315.9
Jun-24	280	8%	392	-7%	0.71	567	-28%	2.03	31	99.0%	335,900	0.1%	330,000	-6.6%	345,810	-4.4%	313.3
Jul-24	267	9%	390	9%	0.68	606	-26%	2.27	33	98.7%	336,100	-0.2%	342,000	6.9%	357,320	6.4%	313.5
Aug-24	277	5%	354	5%	0.78												