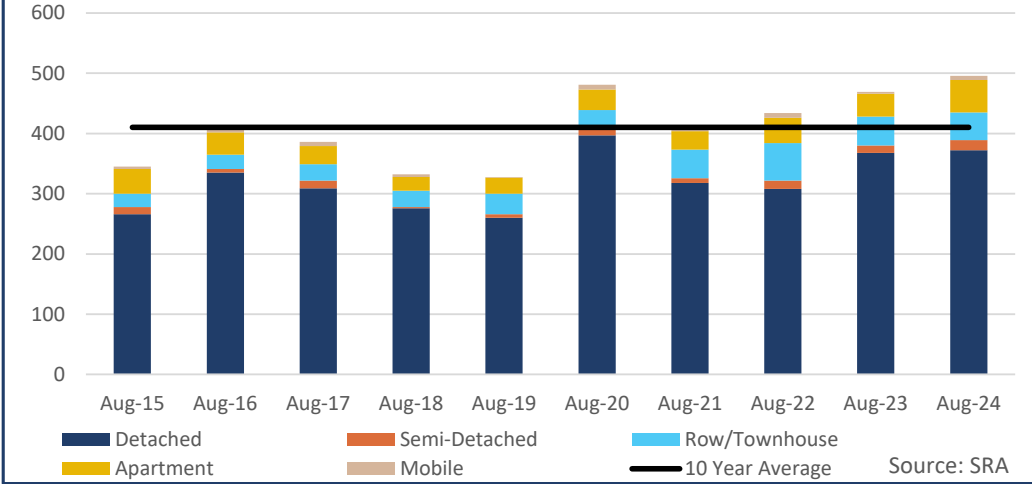




REGINA-MOOSE MOUNTAIN REGION - AUGUST 2024

Monthly Sales Comparison



SALES
511

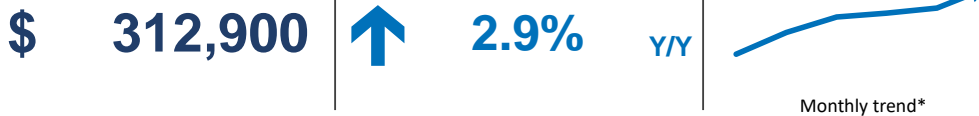
↑ 3.9% Y/Y | ↑ 12.7% YTD
VS. 10-YEAR AVERAGE
↑ 24.6% | ↑ 27.2% YTD



NEW LISTINGS
693

↑ 4.5% Y/Y | ↓ 1.5% YTD
VS. 10-YEAR AVERAGE
↓ 4.3% | ↓ 13.5% YTD

TOTAL RESIDENTIAL BENCHMARK PRICE

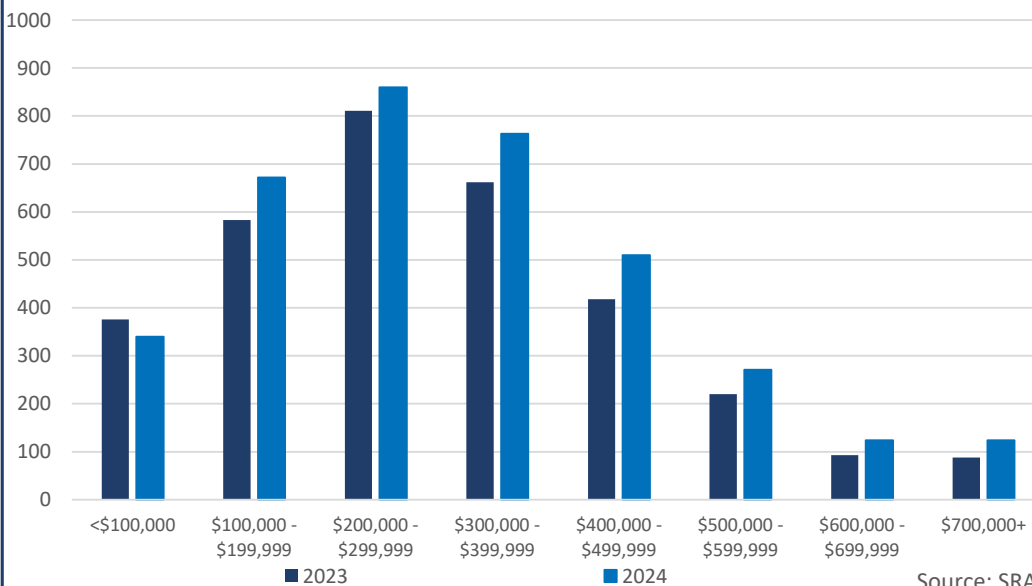


INVENTORY
1,602

↓ 22.9% Y/Y | Monthly trend*
VS. 10-YEAR AVERAGE
↓ 40.3% | ↓ 36.7% YTD

Residential Sales by Price Range

YTD-AUG



MONTHS OF SUPPLY
3.14

↓ 25.8% Y/Y | Monthly trend*
VS. 10-YEAR AVERAGE
↓ 53.5% | ↓ 52.0% YTD



REGINA-MOOSE MOUNTAIN REGION - AUGUST 2024

August 2024

	Sales		New Listings		Inventory		S/NL	Months of Supply		DOM	Benchmark Price	
	Actual	Y/Y%	Actual	Y/Y%	Actual	Y/Y%	Ratio	Actual	Y/Y%	Actual	Actual	Y/Y%
Detached	372	1%	503	0%	1,166	-24%	74%	3.13	-25%	44	\$330,000	3%
Semi-Detached	17	42%	25	47%	38	-7%	68%	2.24	-35%	37	\$390,700	6%
Row/Townhouse	46	-4%	65	25%	91	-16%	71%	1.98	-12%	36	\$252,200	10%
Apartment	54	42%	61	22%	168	-10%	89%	3.11	-36%	54	\$207,200	-3%
Acreage	12	-43%	23	-8%	96	-29%	52%	8.00	24%	82	-	-
Mobile	7	133%	8	-20%	23	-43%	88%	3.29	-75%	80	-	-
Multi-Family	3	50%	8	0%	20	-31%	38%	6.67	-54%	28	-	-
Total Residential	511	4%	693	5%	1,602	-23%	74%	3.14	-26%	45	\$312,900	3%

10-Year Averages

	Sales		New Listings		Inventory		S/NL	Months of Supply		DOM	Benchmark Price	
	Avg	%Diff	Avg	%Diff	Avg	%Diff	Ratio	Avg	%Diff	Avg	Avg	%Diff
Total Residential	410	25%	725	-4%	2,684	-40%	57%	6.75	-54%	58	\$294,130	6%

Year-to-Date

August 2024

	Sales		New Listings		Inventory		S/NL	Months of Supply		DOM	Benchmark Price	
	Actual	Y/Y%	Actual	Y/Y%	Actual	Y/Y%	Ratio	Actual	Y/Y%	Actual	Actual	Y/Y%
Detached	2,636	13%	3,818	-2%	1,100	-20%	69%	3.34	-29%	52	\$325,975	2%
Semi-Detached	119	4%	149	0%	31	-25%	80%	2.11	-28%	43	\$374,900	4%
Row/Townhouse	406	23%	488	13%	94	-14%	83%	1.85	-30%	43	\$239,938	5%
Apartment	353	9%	514	4%	173	-11%	69%	3.91	-18%	57	\$209,800	4%
Acreage	94	-1%	167	-23%	99	-15%	56%	8.45	-14%	105	-	-
Mobile	31	3%	51	-20%	25	-22%	61%	6.39	-25%	78	-	-
Multi-Family	25	-4%	46	7%	20	-26%	54%	6.24	-23%	68	-	-
Total Residential	3,664	13%	5,233	-2%	1,542	-19%	70%	3.37	-28%	53	\$308,813	2%

10-Year Averages

	Sales		New Listings		Inventory		S/NL	Months of Supply		DOM	Benchmark Price	
	Avg	%Diff	Avg	%Diff	Avg	%Diff	Ratio	Avg	%Diff	Avg	Avg	%Diff
Total Residential	2,880	27%	6,050	-14%	2,433	-37%	48%	7.01	-52%	58	\$292,180	6%

August 2024

	Sales		New Listings		Inventory		S/NL	Months of Supply		DOM	Average Price	
	Actual	Y/Y%	Actual	Y/Y%	Actual	Y/Y%	Ratio	Actual	Y/Y%	Actual	Actual	Y/Y%
Census Division 1	32	-11%	64	19%	291	-21%	50%	9.09	-11%	111	\$181,619	-15%
Census Division 2	27	23%	41	-9%	174	-29%	66%	6.44	-42%	73	\$170,789	-15%
Census Division 6	452	4%	588	4%	1,137	-22%	77%	2.52	-26%	39	\$329,303	5%
Total	511	4%	693	5%	1,602	-23%	74%	3.14	-26%	45	\$311,679	3%

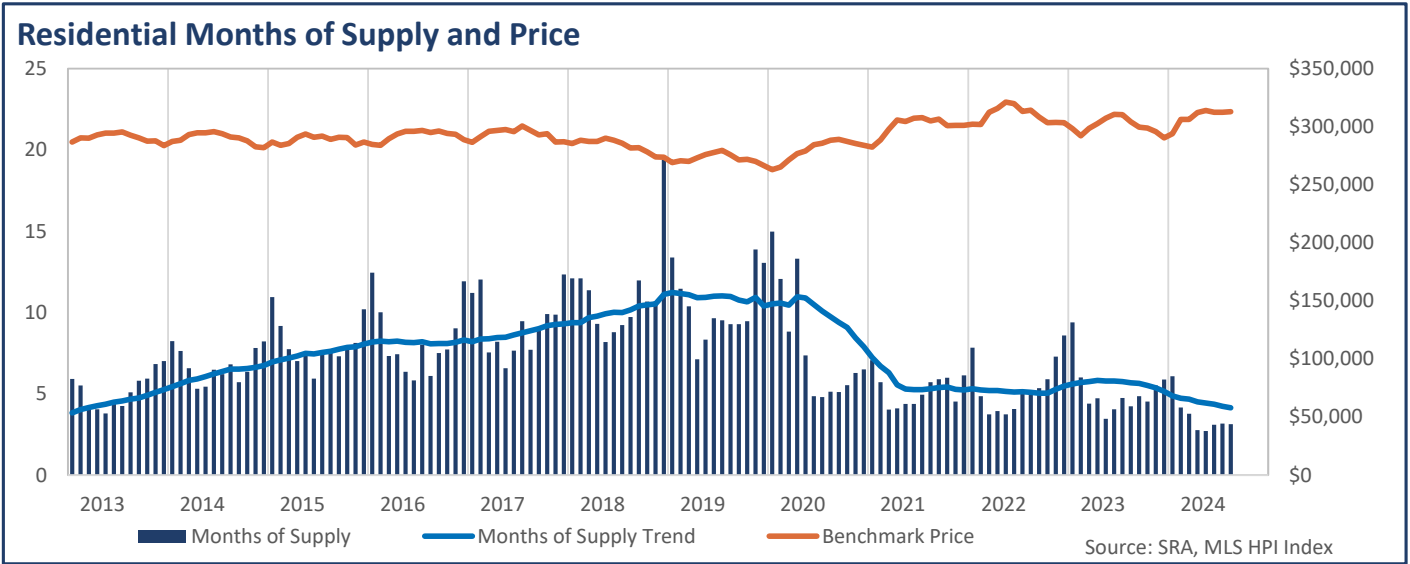
Year-to-Date

August 2024

	Sales		New Listings		Inventory		S/NL	Months of Supply		DOM	Average Price	
	Actual	Y/Y%	Actual	Y/Y%	Actual	Y/Y%	Ratio	Actual	Y/Y%	Actual	Actual	Y/Y%
Census Division 1	242	-4%	458	-12%	293	-18%	53%	9.68	-15%	111	\$198,098	-8%
Census Division 2	193	4%	296	-24%	175	-26%	65%	7.25	-29%	111	\$221,714	5%
Census Division 6	3,229	15%	4,479	2%	1,074	-17%	72%	2.66	-28%	45	\$332,181	5%
Total	3,664	13%	5,233	-2%	1,542	-19%	70%	3.37	-28%	53	\$317,507	5%



REGINA-MOOSE MOUNTAIN REGION - AUGUST 2024



HPI Benchmark Attributes

	Composite	Detached
Bedrooms, Above Ground	-	-
Bathrooms, Full	-	-
Bathrooms, Half	-	-
Garage	-	-
Gross Living Area, Above Ground (Sq. Ft.)	-	-
Lot Size	-	-
Fireplaces, Number of	-	-
Year Built	-	-
August 2024 Benchmark Price	\$312,900	\$330,000
Share of Sales, Last 3 Years	-	74%

	Semi-Detached	Row/Townhouse	Apartment
Bedrooms, Above Ground	-	-	-
Bathrooms, Full	-	-	-
Bathrooms, Half	-	-	-
Garage	-	-	-
Gross Living Area, Above Ground (Sq. Ft.)	-	-	-
Fireplaces, Number of	-	-	-
Year Built	-	-	-
August 2024 Benchmark Price	\$390,700	\$252,200	\$207,200
Share of Total Sales, Last 3 Years	4%	8%	10%

REGINA-MOOSE MOUNTAIN REGION

	Sales	Y/Y%	New Listings	Y/Y%	S/NL Ratio	Inventory	Y/Y%	Months of Supply	DOM	SP/LP	Benchmark Price	Y/Y%	Median Price	Y/Y%	Average Price	Y/Y%	Index
Jan-13	215	-23%	561	16%	0.38	1,273	35%	5.92	44	96.9%	286,900	6.0%	290,000	7.4%	299,432	8.8%	274.8
Feb-13	251	-26%	519	-1%	0.48	1,382	34%	5.51	48	97.2%	290,400	5.6%	295,000	7.7%	294,890	2.6%	278.2
Mar-13	342	-19%	598	-13%	0.57	1,438	22%	4.20	42	97.3%	290,200	4.8%	295,000	7.5%	304,849	6.3%	278.0
Apr-13	394	-18%	780	17%	0.51	1,592	27%	4.04	40	97.1%	293,000	3.5%	295,000	3.0%	314,512	6.7%	280.7
May-13	487	-5%	992	19%	0.49	1,848	32%	3.79	38	97.3%	294,500	3.0%	305,000	6.5%	318,076	0.3%	282.1
Jun-13	437	-4%	835	25%	0.52	2,003	45%	4.58	33	96.8%	294,500	1.9%	294,000	-0.3%	312,649	0.0%	282.1
Jul-13	491	15%	852	22%	0.58	2,091	41%	4.26	40	97.0%	295,400	2.4%	299,500	3.3%	305,967	1.8%	283.0
Aug-13	425	6%	819	27%	0.52	2,166	44%	5.10	42	96.8%	292,700	1.7%	299,600	3.0%	310,550	3.4%	280.4
Sep-13	370	13%	710	14%	0.52	2,150	38%	5.81	44	96.3%	290,500	1.6%	299,950	1.7%	312,568	4.3%	278.3
Oct-13	351	-4%	685	35%	0.51	2,082	44%	5.93	42	96.5%	287,600	0.6%	285,000	1.8%	309,733	5.7%	275.5
Nov-13	286	2%	473	13%	0.60	1,954	47%	6.83	45	96.2%	287,800	1.4%	286,000	-1.0%	308,422	3.8%	275.7
Dec-13	224	5%	267	3%	0.84	1,571	45%	7.01	55	96.3%	283,800	-0.4%	281,500	-3.9%	289,829	-5.2%	271.8
2013	4,273	-5%	8,091	15%	0.53	1,796	38%	5.04	42	96.9%	290,608	2.7%	295,000	3.5%	308,404	3.4%	278.4
Jan-14	199	-7%	602	7%	0.33	1,640	29%	8.24	56	96.5%	287,200	0.1%	285,000	-1.7%	309,396	3.3%	275.1
Feb-14	243	-3%	665	28%	0.37	1,855	34%	7.63	48	97.2%	288,300	-0.7%	290,000	-1.7%	301,019	2.1%	276.1
Mar-14	312	-9%	748	25%	0.42	2,049	42%	6.57	49	97.0%	293,300	1.1%	299,995	1.7%	326,229	7.0%	280.9
Apr-14	430	9%	959	23%	0.45	2,287	44%	5.32	45	97.1%	294,700	0.6%	306,200	3.8%	318,183	1.2%	282.3
May-14	469	-4%	980	-1%	0.48	2,549	38%	5.43	43	96.8%	294,800	0.1%	304,000	-0.3%	316,142	-0.6%	282.4
Jun-14	413	-5%	876	5%	0.47	2,679	34%	6.49	47	96.6%	295,800	0.4%	295,000	0.3%	309,015	-1.2%	283.3
Jul-14	425	-13%	915	7%	0.46	2,638	26%	6.21	45	96.5%	294,000	-0.5%	308,000	2.8%	326,739	6.8%	281.6
Aug-14	384	-10%	770	-6%	0.50	2,619	21%	6.82	53	96.1%	291,200	-0.5%	285,250	-4.8%	298,942	-3.7%	278.9
Sep-14	433	17%	809	14%	0.54	2,476	15%	5.72	50	96.2%	290,300	-0.1%	297,500	-0.8%	315,299	0.9%	278.1
Oct-14	360	3%	684	0%	0.53	2,286	10%	6.35	53	95.7%	287,800	0.1%	305,000	7.0%	329,795	6.5%	275.7
Nov-14	271	-5%	525	11%	0.52	2,121	9%	7.83	57	95.6%	282,600	-1.8%	289,900	1.4%	304,748	-1.2%	270.7
Dec-14	215	-4%	412	54%	0.52	1,766	12%	8.21	53	95.7%	282,000	-0.6%	277,500	-1.4%	301,392	4.0%	270.1
2014	4,154	-3%	8,945	11%	0.46	2,247	25%	6.49	49	96.5%	290,167	-0.2%	296,950	0.7%	314,277	1.9%	277.9
Jan-15	170	-15%	569	-5%	0.30	1,862	14%	10.95	59	95.2%	286,800	-0.1%	295,000	3.5%	303,091	-2.0%	274.7
Feb-15	217	-11%	629	-5%	0.34	1,992	7%	9.18	58	95.8%	283,900	-1.5%	291,500	0.5%	299,777	-0.4%	271.9
Mar-15	291	-7%	845	13%	0.34	2,255	10%	7.75	51	96.2%	285,400	-2.7%	297,500	-0.8%	306,192	-6.1%	273.4
Apr-15	361	-16%	946	-1%	0.38	2,531	11%	7.01	49	96.4%	291,000	-1.3%	318,000	3.9%	334,505	5.1%	278.7
May-15	376	-20%	958	-2%	0.39	2,789	9%	7.42	47	96.4%	293,700	-0.4%	297,250	-2.2%	314,209	-0.6%	281.3
Jun-15	469	14%	918	5%	0.51	2,783	4%	5.93	42	96.4%	290,900	-1.7%	306,250	3.8%	318,210	3.0%	278.6
Jul-15	370	-13%	768	-16%	0.48	2,670	5%	7.46	50	96.4%	292,000	-0.7%	296,000	-3.9%	308,423	-5.6%	279.7
Aug-15	355	-8%	692	-10%	0.51	2,673	2%	7.53	53	96.6%	289,200	-0.7%	296,000	3.8%	316,591	5.9%	277.0
Sep-15	354	-18%	769	-5%	0.46	2,589	5%	7.31	57	95.6%	291,000	0.2%	290,000	-2.5%	302,741	-4.0%	278.7
Oct-15	307	-15%	585	-14%	0.52	2,382	4%	7.76	55	95.4%	290,600	1.0%	287,500	-5.7%	312,349	-5.3%	278.4
Nov-15	273	1%	538	2%	0.51	2,222	5%	8.14	59	95.3%	284,200	0.6%	290,000	0.0%	309,278	1.5%	272.2
Dec-15	185	-14%	328	-20%	0.56	1,887	7%	10.20	63	95.5%	286,800	1.7%	275,000	-0.9%	281,395	-6.6%	274.7
2015	3,728	-10%	8,545	-0.4%	0.44	2,394	7%	7.71	52	96.0%	288,792	-0.5%	295,950	-0.3%	311,126	-1.0%	276.6
Jan-16	160	-6%	549	-4%	0.29	1,991	7%	12.44	63	95.5%	284,800	-0.7%	290,000	-1.7%	305,550	0.8%	272.8
Feb-16	215	-1%	696	11%	0.31	2,152	8%	10.01	59	95.9%	284,100	0.1%	297,000	1.9%	309,454	3.2%	272.1
Mar-16	309	6%	733	-13%	0.42	2,262	0%	7.32	53	95.9%	289,500	1.4%	299,000	0.5%	314,009	2.6%	277.3
Apr-16	324	-10%	807	-15%	0.40	2,408	-5%	7.43	50	96.2%	293,700	0.9%	295,000	-7.2%	319,184	-4.6%	281.3
May-16	402	7%	902	-6%	0.45	2,556	-8%	6.36	48	96.6%	295,900	0.7%	315,000	6.0%	327,925	4.4%	283.4
Jun-16	451	-4%	882	-4%	0.51	2,624	-6%	5.82	44	96.7%	296,100	1.8%	307,000	0.2%	323,392	1.6%	283.6
Jul-16	329	-11%	669	-13%	0.49	2,640	-4%	8.02	48	96.5%	296,700	1.6%	300,000	1.4%	317,376	2.9%	284.2
Aug-16	424	19%	783	13%	0.54	2,587	-3%	6.10	50	96.2%	294,900	2.0%	295,250	-0.3%	311,471	-1.6%	282.5
Sep-16	335	-5%	744	-3%	0.45	2,517	-3%	7.51	48	96.2%	296,400	1.9%	295,000	1.7%	305,168	0.8%	283.9
Oct-16	301	-2%	537	-8%	0.56	2,325	-2%	7.72	52	95.9%	294,300	1.3%	284,000	-1.2%	289,246	-7.4%	281.9
Nov-16	253	-7%	545	1%	0.46	2,283	3%	9.02	55	95.8%	293,400	3.2%	278,000	-4.1%	289,963	-6.2%	281.0
Dec-16	163	-12%	326	-1%	0.50	1,944	3%	11.93	60	95.9%	288,800	0.7%	285,000	3.6%	307,028	9.1%	276.6
2016	3,666	-2%	8,173	-4%	0.45	2,357	-2%	7.72	51	96.2%	292,383	1.2%	296,000	0.0%	311,708	0.2%	280.1
Jan-17	183	14%	586	7%	0.31	2,049	3%	11.20	60	95.9%	286,500	0.6%	280,000	-3.4%	296,627	-2.9%	274.4
Feb-17	183	-15%	590	-15%	0.31	2,201	2%	12.03	57	96.0%	291,300	2.5%	290,000	-2.4%	306,154	-1.1%	279.0
Mar-17	321	4%	849	16%	0.38	2,424	7%	7.55	56	96.4%	296,000	2.2%	292,000	-2.3%	311,124	-0.9%	283.5
Apr-17	323	0%	878	9%	0.37	2,649	10%	8.20	46	96.3%	296,800	1.1%	300,000	1.7%	321,337	0.7%	284.3
May-17	444	10%	1,056	17%	0.42	2,920	14%	6.58	48	96.5%	297,500	0.5%	295,000	-6.3%	315,455	-3.8%	285.0
Jun-17	404	-10%	999	13%	0.40	3,096	18%	7.66	48	96.4%	295,800	-0.1%	294,000	-4.2%	309,089	-4.4%	283.3
Jul-17	323	-2%	692	3%	0.47	3,055	16%	9.46	52	96.3%	300,600	1.3%	293,500	-2.2%	311,063	-2.0%	287.9
Aug-17	401	-5%	853	9%	0.47	3,090	19%	7.71	60	96.5%	296,800	0.6%	312,000	5.7%	322,307	3.5%	284.3
Sep-17	327	-2%	705	-5%	0.46	2,957	17%	9.04	64	96.0%	292,900	-1.2%	287,000	-2.7%	304,803	-0.1%	280.6
Oct-17	281	-7%	644	20%	0.44	2,784	20%	9.91	70	95.5%	294,000	-0.1%	280,200	-1.3%	285,889	-1.2%	281.6
Nov-17	261	3%	483	-11%	0.54	2,574	13%	9.86	66	95.5%	286,800	-2.2%	277,000	-0.4%	303,790	4.8%	274.7
Dec-17	182	12%	360	10%	0.51	2,245	15%	12.34	77	95.4%	287,000	-0.6%	272,000	-4.6%	285,734	-6.9%	274.9
2017	3,633	-1%	8,695	6%	0.42	2,670	13%	8.82	57	96.2%	293,500	0.4%	290,000	-2.0%	308,264	-1.1%	281.1
Jan-18	192	5%	644	10%	0.30	2,323	13%	12.10	85	95.2%	285,500	-0.3%	262,000	-6.4%	286,675	-3.4%	273.5
Feb-18	201	10%	590	0%	0.34	2,434	11%	12.11	65	95.7%	288,400	-1.0%	294,900	1.7%	307,246	0.4%	276.2
Mar-18	235	-27%	799	-6%	0.29	2,672	10%	11.37	70	96.0%	287,400	-2.9%	269,900	-7.6%	292,379	-6.0%	275.3
Apr-18	317	-2%	890	1%	0.36	2,947	11%	9.30	72	96.1%	287,300	-3.2%	270,000	-10.0%	286,501	-10.8%	275.2
May-18	402	-9%	1,118	6%	0.36	3,291	13%	8.19	61	96.2%	290,100	-2.5%	300,000	1.7%	305,411	-3.2%	277.9
Jun-18	384	-5%	900	-10%	0.43	3,372	9%	8.78	67	95.8%	288,400	-2.5%	299,500	1.9%	312,955	1.3%	276.2
Jul-18	363	12%	756	9%													

REGINA-MOOSE MOUNTAIN REGION

	Sales	Y/Y%	New Listings	Y/Y%	S/NL Ratio	Inventory	Y/Y%	Months of Supply	DOM	SP/LP	Benchmark Price	Y/Y%	Median Price	Y/Y%	Average Price	Y/Y%	Index
Jan-19	184	-4%	569	-12%	0.32	2,464	6%	13.39	82	94.5%	269,100	-5.7%	276,000	5.3%	280,170	-2.3%	257.8
Feb-19	215	7%	457	-23%	0.47	2,464	1%	11.46	84	95.6%	270,700	-6.1%	295,000	0.0%	300,147	-2.3%	259.3
Mar-19	255	9%	793	-1%	0.32	2,647	-1%	10.38	89	95.2%	270,100	-6.0%	260,000	-3.7%	282,315	-3.4%	258.7
Apr-19	398	26%	936	5%	0.43	2,836	-4%	7.13	73	95.5%	273,100	-4.9%	274,500	1.7%	282,597	-1.4%	261.6
May-19	375	-7%	971	-13%	0.39	3,124	-5%	8.33	62	96.0%	276,100	-4.8%	287,500	-4.2%	305,856	0.1%	264.5
Jun-19	332	-14%	763	-15%	0.44	3,203	-5%	9.65	66	95.7%	277,800	-3.7%	281,000	-6.2%	290,322	-7.2%	266.1
Jul-19	341	-6%	755	0%	0.45	3,247	-3%	9.52	63	95.2%	279,700	-2.1%	276,000	-3.2%	292,680	1.5%	267.9
Aug-19	341	-1%	650	-17%	0.52	3,165	-6%	9.28	70	95.4%	275,700	-2.1%	277,600	-0.3%	289,082	-2.6%	264.1
Sep-19	323	21%	595	2%	0.54	2,997	-7%	9.28	70	95.7%	271,500	-3.7%	303,000	5.2%	308,712	7.3%	260.1
Oct-19	296	5%	585	-9%	0.51	2,800	-7%	9.46	81	95.1%	271,900	-2.3%	270,000	-1.6%	287,990	2.2%	260.4
Nov-19	191	-27%	407	-16%	0.47	2,650	-5%	13.87	77	94.7%	270,100	-1.4%	275,000	-1.6%	275,802	-6.3%	258.7
Dec-19	175	42%	253	-2%	0.69	2,283	-4%	13.05	76	94.7%	266,500	-2.7%	263,500	-5.4%	268,570	-3.7%	255.3
2019	3,426	2%	7,734	-8%	0.44	2,823	-4%	9.89	73	95.4%	272,692	-3.8%	279,250	-0.3%	290,323	-1.5%	261.2
Jan-20	160	-13%	528	-7%	0.30	2,396	-3%	14.98	87	94.5%	263,000	-2.3%	261,000	-5.4%	268,946	-4.0%	251.9
Feb-20	204	-5%	531	16%	0.38	2,463	0%	12.07	81	95.4%	265,200	-2.0%	280,500	-4.9%	287,174	-4.3%	254.0
Mar-20	287	13%	662	-17%	0.43	2,535	-4%	8.83	80	95.6%	271,500	0.5%	290,000	11.5%	298,502	5.7%	260.1
Apr-20	182	-54%	441	-53%	0.41	2,424	-15%	13.32	74	94.9%	276,700	1.3%	272,750	-0.6%	290,298	2.7%	265.0
May-20	345	-8%	767	-21%	0.45	2,538	-19%	7.36	73	95.1%	279,000	1.1%	265,000	-7.8%	276,840	-9.5%	267.2
Jun-20	522	57%	859	13%	0.61	2,537	-21%	4.86	66	96.5%	284,500	2.4%	290,000	3.2%	307,812	6.0%	272.5
Jul-20	535	57%	844	12%	0.63	2,563	-21%	4.79	61	96.3%	285,800	2.2%	283,470	2.7%	295,251	0.9%	273.8
Aug-20	494	45%	713	10%	0.69	2,535	-20%	5.13	66	96.1%	288,400	4.6%	280,000	0.9%	299,867	3.7%	276.2
Sep-20	480	49%	713	20%	0.67	2,450	-18%	5.10	60	96.2%	289,100	6.5%	280,500	-7.4%	307,810	-0.3%	276.9
Oct-20	406	37%	588	1%	0.69	2,245	-20%	5.53	64	96.0%	287,400	5.7%	282,500	4.6%	290,525	0.9%	275.3
Nov-20	329	72%	443	9%	0.74	2,065	-22%	6.28	66	95.5%	285,600	5.7%	275,000	0.0%	290,470	5.3%	273.6
Dec-20	274	57%	335	32%	0.82	1,783	-22%	6.51	69	95.9%	284,000	6.6%	260,000	-1.3%	267,343	-0.5%	272.0
2020	4,218	23%	7,424	-4%	0.57	2,738	-16%	6.76	68	95.9%	280,917	2.7%	280,000	0.3%	293,248	1.0%	268.2
Jan-21	254	59%	478	-9%	0.53	1,796	-25%	7.07	72	95.6%	282,400	7.4%	252,550	-3.2%	263,749	-1.9%	270.5
Feb-21	320	57%	540	2%	0.59	1,828	-26%	5.71	66	96.9%	288,600	8.8%	266,750	-4.9%	291,394	1.5%	276.4
Mar-21	512	78%	987	49%	0.52	2,068	-18%	4.04	55	97.3%	297,900	9.7%	299,450	3.3%	312,944	4.8%	285.3
Apr-21	545	199%	912	107%	0.60	2,236	-8%	4.10	52	98.0%	305,800	10.5%	315,000	15.5%	332,927	14.7%	292.9
May-21	549	59%	930	21%	0.59	2,403	-5%	4.38	52	97.9%	304,600	9.2%	305,000	15.1%	322,453	16.5%	291.8
Jun-21	563	8%	878	2%	0.64	2,468	-3%	4.38	51	97.6%	307,400	8.0%	295,000	1.7%	316,284	2.8%	294.4
Jul-21	501	-6%	769	-9%	0.65	2,478	-3%	4.95	49	97.1%	307,700	7.7%	300,000	5.8%	312,312	5.8%	294.7
Aug-21	420	-15%	673	-6%	0.62	2,402	-5%	5.72	53	97.3%	305,000	5.8%	304,000	8.6%	326,861	9.0%	292.1
Sep-21	399	-17%	660	-7%	0.60	2,353	-4%	5.90	59	96.9%	306,500	6.0%	300,000	7.0%	319,320	3.7%	293.6
Oct-21	373	-8%	581	-1%	0.64	2,235	0%	5.99	63	96.4%	300,800	4.7%	288,000	1.9%	308,904	6.3%	288.1
Nov-21	436	33%	479	8%	0.91	1,976	-4%	4.53	70	96.3%	301,200	5.5%	270,000	-1.8%	289,777	-0.2%	288.5
Dec-21	272	-1%	301	-10%	0.90	1,670	-6%	6.14	69	96.3%	301,100	6.0%	278,500	7.1%	310,419	16.1%	288.4
2021	5,144	22%	8,188	10%	0.63	2,159	-9%	5.04	58	97.1%	300,750	7.4%	291,700	4.2%	311,851	6.3%	288.1
Jan-22	217	-15%	423	-12%	0.51	1,701	-5%	7.84	76	96.1%	302,100	7.0%	274,000	8.5%	306,591	16.2%	289.4
Feb-22	351	10%	517	-4%	0.68	1,701	-7%	4.85	61	97.0%	302,000	4.6%	260,000	-2.5%	293,290	0.7%	289.3
Mar-22	476	-7%	765	-22%	0.62	1,775	-14%	3.73	59	97.5%	312,300	4.8%	289,950	-3.2%	314,046	0.4%	299.1
Apr-22	494	-9%	852	-7%	0.58	1,943	-13%	3.93	50	98.2%	315,700	3.2%	295,250	-6.3%	318,157	-4.4%	302.4
May-22	578	5%	1,013	9%	0.57	2,162	-10%	3.74	48	98.5%	321,200	5.4%	312,950	2.6%	332,283	3.0%	307.7
Jun-22	569	1%	950	8%	0.60	2,314	-6%	4.07	45	98.0%	319,800	4.0%	295,000	0.0%	320,414	1.3%	306.3
Jul-22	461	-8%	751	-2%	0.61	2,374	-4%	5.15	46	97.3%	313,100	1.8%	295,000	-1.7%	324,741	4.0%	299.9
Aug-22	445	6%	664	-1%	0.67	2,324	-3%	5.22	52	96.5%	314,300	3.0%	292,420	-3.8%	309,755	-5.2%	301.1
Sep-22	415	4%	660	0%	0.63	2,221	-6%	5.35	61	96.1%	308,300	0.6%	266,000	-11.3%	286,994	-10.1%	295.3
Oct-22	353	-5%	502	-14%	0.70	2,080	-7%	5.89	58	96.1%	303,500	0.9%	280,000	-2.8%	297,984	-3.5%	290.7
Nov-22	270	-38%	439	-8%	0.62	1,966	-1%	7.28	59	96.5%	303,600	0.8%	261,750	-3.1%	273,105	-5.8%	290.8
Dec-22	193	-29%	231	-23%	0.84	1,656	-1%	8.58	64	95.0%	303,400	0.8%	250,000	-10.2%	255,542	-17.7%	290.6
2022	4,822	-6%	7,767	-5%	0.62	2,018	-7%	5.02	54	97.2%	309,942	3.1%	285,000	-2.3%	308,047	-1.2%	296.9
Jan-23	179	-18%	422	0%	0.42	1,683	-1%	9.40	76	95.4%	298,400	-1.2%	232,900	-15.0%	265,477	-13.4%	285.8
Feb-23	283	-19%	470	-9%	0.60	1,699	0%	6.00	69	96.2%	292,100	-3.3%	260,000	0.0%	294,001	0.2%	279.8
Mar-23	393	-17%	629	-18%	0.62	1,731	-2%	4.40	67	96.4%	298,700	-4.4%	268,000	-7.6%	292,941	-6.7%	286.1
Apr-23	384	-22%	627	-26%	0.61	1,816	-7%	4.73	63	96.6%	302,800	-4.1%	280,000	-5.2%	297,761	-6.4%	290.0
May-23	556	-4%	914	-10%	0.61	1,922	-11%	3.46	51	97.4%	307,200	-4.4%	290,500	-7.2%	311,318	-6.3%	294.3
Jun-23	512	-10%	854	-10%	0.60	2,069	-11%	4.04	51	97.3%	310,700	-2.8%	300,000	1.7%	318,477	-0.6%	297.6
Jul-23	452	-2%	735	-2%	0.61	2,147	-10%	4.75	55	96.6%	310,300	-0.9%	279,000	-5.4%	301,794	-7.1%	297.2
Aug-23	492	11%	663	0%	0.74	2,079	-11%	4.23	50	96.5%	304,200	-3.2%	277,000	-5.3%	302,055	-2.5%	291.4
Sep-23	412	-1%	628	-5%	0.66	1,999	-10%	4.85	59	96.3%	299,600	-2.8%	280,000	5.3%	299,219	4.3%	287.0
Oct-23	410	16%	545	9%	0.75	1,858	-11%	4.53	55	96.3%	298,900	-1.5%	268,250	-4.2%	282,233	-5.3%	286.3
Nov-23	315	17%	402	-8%	0.78	1,738	-12%	5.52	57	96.0%	295,800	-2.6%	280,000	7.0%	295,272	8.1%	283.3
Dec-23	245	27%	279	21%	0.88	1,442	-13%	5.89	74	95.3%	290,400	-4.3%	247,500	-1.0%	277,981	8.8%	278.2
2023	4,633	-4%	7,168	-8%	0.65	1,849	-8%	4.79	58	96.5%	300,758	-3.0%	277,000	-2.8%	298,181	-3.2%	288.1
Jan-24	238	33%	407	-4%	0.58	1,448	-14%	6.08	82	95.6%	294,000	-1.5%	249,200	7.0%	268,641	1.2%	281.6
Feb-24	343	21%	459	-2%	0.75	1,424	-16%	4.15	67	96.8%	306,200	4.8%	293,000	12.7%	317,323	7.9%	293.3
Mar-24	393	0%	591	-6%	0.66	1,483	-14%	3.77	61	97.4%	306,300	2.5%	265,000	-1.1%	294,613	0.6%	293.4
Apr-24	549	43%	755	20%	0.73	1,516	-17%	2.76	51	97.7%	312,200	3.1%	303,000	8.2%	323,575	8.7%	299.0
May-24	589	6%	819	-10%	0.72	1,597	-17%	2.71	46	98.2%	314,000	2.2%	320,000	10.2%	341,078	9.6%	300.8
Jun-24	521	2%	746	-13%	0.70	1,613	-22%	3.10	46	98.0%	312,400	0.5%	305,000	1.7%	324,610	1.9%	299.2
Jul-24	520	15%	763	4%	0.68	1,649</											

REGINA-MOOSE MOUNTAIN REGION

Table with 18 columns: Sales, Y/Y%, New Listings, Y/Y%, S/NL Ratio, Inventory, Y/Y%, Months of Supply, DOM, SP/LP, Benchmark Price, Y/Y%, Median Price, Y/Y%, Average Price, Y/Y%, Index. Rows include monthly data from Jan-13 to Dec-18 and annual totals for each year from 2013 to 2018.

REGINA-MOOSE MOUNTAIN REGION

	Sales	Y/Y%	New Listings	Y/Y%	S/NL Ratio	Inventory	Y/Y%	Months of Supply	DOM	SP/LP	Benchmark Price	Y/Y%	Median Price	Y/Y%	Average Price	Y/Y%	Index
Jan-19	144	0%	391	-6%	0.37	1,734	8%	12.04	75	94.4%	282,300	-5.3%	291,400	7.9%	295,554	-0.8%	268.3
Feb-19	170	11%	329	-21%	0.52	1,714	3%	10.08	81	95.5%	284,600	-5.4%	300,000	-3.8%	308,511	-3.6%	270.5
Mar-19	203	15%	547	-6%	0.37	1,824	-3%	8.99	85	95.1%	283,900	-5.3%	265,000	-2.8%	290,409	-2.6%	269.9
Apr-19	310	27%	701	7%	0.44	1,982	-5%	6.39	71	95.6%	286,900	-4.2%	285,000	1.8%	295,498	-2.3%	272.7
May-19	291	-6%	728	-13%	0.40	2,193	-6%	7.54	58	96.0%	289,100	-4.6%	294,500	-4.7%	320,057	1.1%	274.8
Jun-19	257	-13%	582	-16%	0.44	2,270	-6%	8.83	62	95.8%	291,100	-3.4%	282,500	-6.9%	295,730	-7.9%	276.7
Jul-19	252	-12%	561	-2%	0.45	2,305	-4%	9.15	61	95.1%	292,400	-2.0%	290,000	0.0%	309,250	5.5%	277.9
Aug-19	260	-6%	470	-22%	0.55	2,260	-6%	8.69	65	95.4%	288,300	-1.9%	287,450	-0.3%	299,433	-2.6%	274.0
Sep-19	260	19%	468	5%	0.56	2,139	-6%	8.23	64	95.8%	284,700	-3.5%	319,950	5.9%	320,159	6.2%	270.6
Oct-19	232	1%	431	-10%	0.54	1,972	-7%	8.50	75	95.3%	286,600	-1.6%	278,950	-0.4%	301,460	3.6%	272.4
Nov-19	151	-29%	284	-19%	0.53	1,840	-5%	12.19	75	94.6%	284,600	-0.5%	287,500	2.5%	294,443	-2.2%	270.5
Dec-19	137	54%	194	-2%	0.71	1,585	-6%	11.57	73	94.5%	281,000	-1.5%	270,000	-6.9%	278,552	-4.3%	267.1
2019	2,667	1%	5,686	-9%	0.47	1,985	-4%	8.93	69	95.4%	286,292	-3.3%	289,000	-0.3%	302,321	-0.8%	272.1
Jan-20	112	-22%	368	-6%	0.30	1,669	-4%	14.90	76	95.3%	278,800	-1.2%	278,500	-4.4%	280,420	-5.1%	265.0
Feb-20	159	-6%	390	19%	0.41	1,728	1%	10.87	76	95.7%	281,200	-1.2%	291,500	-2.8%	298,071	-3.4%	267.3
Mar-20	220	8%	473	-14%	0.47	1,768	-3%	8.04	70	95.7%	287,000	1.1%	297,500	12.3%	311,065	7.1%	272.8
Apr-20	151	-51%	341	-51%	0.44	1,694	-15%	11.22	68	94.9%	291,900	1.7%	272,500	-4.4%	300,254	1.6%	277.5
May-20	270	-7%	578	-21%	0.47	1,786	-19%	6.61	68	95.6%	294,000	1.7%	280,000	-4.9%	291,266	-9.0%	279.5
Jun-20	421	64%	649	12%	0.65	1,784	-21%	4.24	63	96.5%	300,300	3.2%	300,000	6.2%	319,800	8.1%	285.5
Jul-20	412	63%	632	13%	0.65	1,806	-22%	4.38	57	96.5%	301,900	3.2%	295,000	1.7%	309,805	0.2%	287.0
Aug-20	397	53%	525	12%	0.76	1,764	-22%	4.44	61	96.2%	304,400	5.6%	292,000	1.6%	314,299	5.0%	289.4
Sep-20	382	47%	529	13%	0.72	1,690	-21%	4.42	59	96.5%	305,000	7.1%	298,932	-6.6%	328,926	2.7%	289.9
Oct-20	313	35%	421	-2%	0.74	1,527	-23%	4.88	60	96.1%	303,400	5.9%	298,000	6.8%	299,995	-0.5%	288.4
Nov-20	251	66%	324	14%	0.77	1,391	-24%	5.54	59	95.7%	301,200	5.8%	290,000	0.9%	306,059	3.9%	286.3
Dec-20	201	47%	244	26%	0.82	1,202	-24%	5.98	61	96.1%	299,300	6.5%	270,000	0.0%	284,649	2.2%	284.5
2020	3,289	23%	5,474	-4%	0.60	1,651	-17%	6.02	63	96.1%	295,700	3.3%	291,000	0.7%	307,647	1.8%	281.1
Jan-21	180	61%	331	-10%	0.54	1,220	-27%	6.78	67	95.7%	298,500	7.1%	265,000	-4.8%	274,519	-2.1%	283.7
Feb-21	229	44%	401	3%	0.57	1,268	-27%	5.54	62	97.0%	306,600	9.0%	291,500	0.0%	312,801	4.9%	291.4
Mar-21	398	81%	717	52%	0.56	1,425	-19%	3.58	49	97.7%	315,800	10.0%	320,450	7.7%	328,150	5.5%	300.2
Apr-21	420	178%	706	107%	0.59	1,578	-7%	3.76	46	98.3%	324,400	11.1%	331,400	21.6%	351,626	17.1%	308.4
May-21	448	66%	686	19%	0.65	1,663	-7%	3.71	48	98.0%	322,800	9.8%	320,000	14.3%	339,290	16.5%	306.8
Jun-21	445	6%	669	3%	0.67	1,704	-4%	3.83	47	97.9%	325,800	8.5%	318,000	6.0%	336,056	5.1%	309.7
Jul-21	385	-7%	579	-8%	0.66	1,722	-5%	4.47	44	97.3%	326,600	8.2%	316,500	7.3%	331,467	7.0%	310.5
Aug-21	318	-20%	528	1%	0.60	1,709	-3%	5.37	49	97.4%	324,000	6.4%	333,000	14.0%	350,099	11.4%	308.0
Sep-21	308	-19%	495	-6%	0.62	1,674	-1%	5.44	55	97.2%	324,700	6.5%	310,000	3.7%	330,516	0.5%	308.7
Oct-21	287	-8%	442	5%	0.65	1,596	5%	5.56	58	96.7%	318,100	4.8%	318,900	7.0%	328,224	9.4%	302.4
Nov-21	329	31%	336	4%	0.98	1,382	-1%	4.20	64	96.3%	319,000	5.9%	280,000	-3.4%	300,692	-1.8%	303.2
Dec-21	205	2%	220	-10%	0.93	1,169	-3%	5.70	63	96.5%	318,700	6.5%	295,000	9.3%	324,157	13.9%	302.9
2021	3,952	20%	6,110	12%	0.65	1,509	-9%	4.58	53	97.4%	318,750	7.8%	313,819	7.8%	329,252	7.0%	303.0
Jan-22	168	-7%	297	-10%	0.57	1,184	-3%	7.05	75	96.1%	320,900	7.5%	287,500	8.5%	325,373	18.5%	305.0
Feb-22	266	16%	371	-7%	0.72	1,178	-7%	4.43	54	97.3%	320,600	4.6%	273,000	-6.3%	309,789	-1.0%	304.8
Mar-22	347	-13%	553	-23%	0.63	1,228	-14%	3.54	56	97.7%	331,900	5.1%	312,000	-2.6%	334,269	1.9%	315.5
Apr-22	368	-12%	624	-12%	0.59	1,349	-15%	3.67	47	98.6%	335,400	3.4%	321,000	-3.1%	341,947	-2.8%	318.8
May-22	426	-5%	781	14%	0.55	1,538	-8%	3.61	42	98.8%	342,800	6.2%	340,000	6.3%	360,278	6.2%	325.9
Jun-22	433	-3%	713	7%	0.61	1,656	-3%	3.82	39	98.1%	340,800	4.6%	321,000	0.9%	339,325	1.0%	324.0
Jul-22	349	-9%	572	-1%	0.61	1,722	0%	4.93	42	97.5%	333,200	2.0%	320,000	1.1%	346,920	4.7%	316.7
Aug-22	308	-3%	490	-7%	0.63	1,706	0%	5.54	50	96.6%	333,700	3.0%	314,750	-5.5%	331,895	-5.2%	317.2
Sep-22	318	3%	487	-2%	0.65	1,625	-3%	5.11	59	96.2%	327,500	0.9%	279,950	-9.7%	298,615	-9.7%	311.3
Oct-22	282	-2%	368	-17%	0.77	1,506	-6%	5.34	59	96.1%	321,500	1.1%	282,000	-11.6%	298,825	-9.0%	305.6
Nov-22	193	-41%	323	-4%	0.60	1,426	3%	7.39	59	96.7%	323,000	1.3%	275,000	-1.8%	288,484	-4.1%	307.0
Dec-22	142	-31%	162	-26%	0.88	1,184	1%	8.34	61	94.9%	321,300	0.8%	265,000	-10.2%	268,117	-17.3%	305.4
2022	3,600	-9%	5,741	-6%	0.63	1,442	-4%	4.81	51	97.4%	329,383	3.3%	303,900	-3.2%	326,549	-0.8%	313.1
Jan-23	127	-24%	319	7%	0.40	1,212	2%	9.54	70	95.3%	315,700	-1.6%	235,500	-18.1%	266,442	-18.1%	300.1
Feb-23	183	-31%	347	-6%	0.53	1,249	6%	6.83	63	96.4%	309,000	-3.6%	303,000	11.0%	326,965	5.5%	293.7
Mar-23	284	-18%	444	-20%	0.64	1,251	2%	4.40	66	96.5%	316,000	-4.8%	281,304	-9.8%	305,929	-8.5%	300.4
Apr-23	274	-26%	418	-33%	0.66	1,277	-5%	4.66	61	96.6%	321,600	-4.1%	290,000	-9.7%	312,393	-8.6%	305.7
May-23	390	-8%	663	-15%	0.59	1,363	-11%	3.49	49	97.6%	325,400	-5.1%	309,950	-8.8%	328,729	-8.8%	309.3
Jun-23	379	-12%	670	-6%	0.57	1,509	-9%	3.98	49	97.4%	328,400	-3.6%	327,500	2.0%	338,520	-0.2%	312.2
Jul-23	326	-7%	552	-3%	0.59	1,589	-8%	4.87	50	96.9%	328,400	-1.4%	305,000	-4.7%	317,787	-8.4%	312.2
Aug-23	368	19%	501	2%	0.73	1,539	-10%	4.18	51	96.5%	321,500	-3.7%	285,000	-9.5%	312,178	-5.9%	305.6
Sep-23	306	-4%	468	-4%	0.65	1,482	-9%	4.84	57	96.2%	317,200	-3.1%	293,750	4.9%	317,065	6.2%	301.5
Oct-23	301	7%	404	10%	0.75	1,373	-9%	4.56	56	96.4%	315,800	-1.8%	280,500	-0.5%	296,820	-0.7%	300.2
Nov-23	235	22%	285	-12%	0.82	1,275	-11%	5.43	53	96.1%	312,200	-3.3%	292,000	6.2%	299,962	4.0%	296.8
Dec-23	177	25%	189	17%	0.94	1,042	-12%	5.89	76	95.0%	306,800	-4.5%	260,000	-1.9%	290,409	8.3%	291.6
2023	3,350	-7%	5,260	-8%	0.64	1,347	-7%	4.82	56	96.6%	318,167	-3.4%	290,000	-4.6%	313,252	-4.1%	302.4
Jan-24	173	36%	280	-12%	0.62	1,021	-16%	5.90	85	95.3%	310,200	-1.7%	243,000	3.2%	270,978	1.7%	294.9
Feb-24	250	37%	337	-3%	0.74	997	-20%	3.99	65	96.7%	325,700	5.4%	314,000	3.6%	338,125	3.4%	309.6
Mar-24	274	-4%	403	-9%	0.68	1,021	-18%	3.73	61	97.4%	324,200	2.6%	285,000	1.3%	311,934	2.0%	308.2
Apr-24	372	36%	550	32%	0.68	1,076	-16%	2.89	50	97.8%	329,900	2.6%	330,000	13.8%	344,252	10.2%	313.6
May-24	419	7%	610	-8%	0.69	1,149	-16%	2.74	45	98.3%	330,600	1.6%	345,000	11.3%	362,551	10.3%	314.3
Jun-24	398	5%	572	-15%	0.70	1,167	-23%	2.93	45	98.0%	328,600	0.1%	325,000	-0.8%	344,158	1.7%	312.4
Jul-24	378	16%	563														