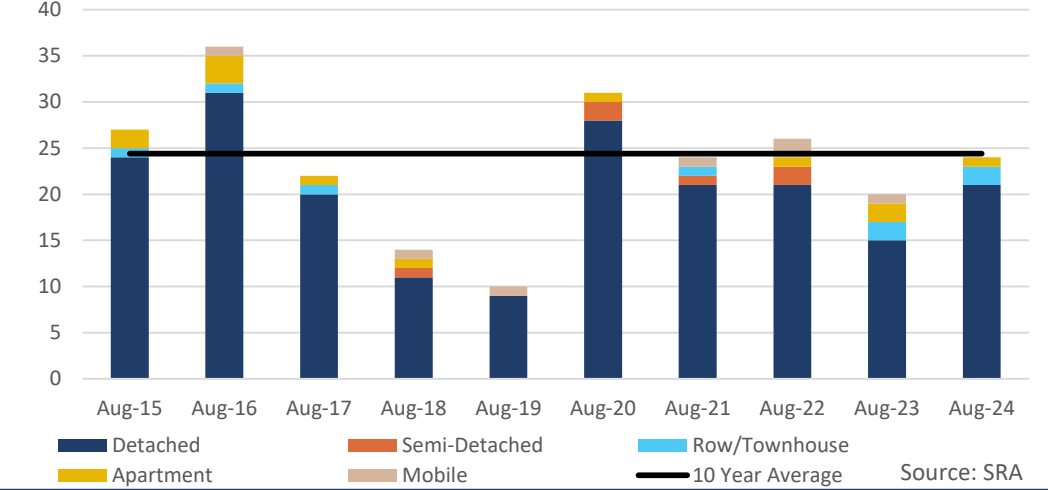




NORTH BATTLEFORD CA - AUGUST 2024

Monthly Sales Comparison




SALES

25

↑ 19.0% Y/Y | ↓ 1.0% YTD

VS. 10-YEAR AVERAGE

↑ 2.5% | ↑ 6.7% YTD



NEW LISTINGS

46


↑ 35.3% Y/Y | ↑ 22.8% YTD

VS. 10-YEAR AVERAGE

↓ 2.5% | ↓ 4.1% YTD

TOTAL RESIDENTIAL AVERAGE PRICE

\$ 213,652 ↓ **0.9%** Y/Y



Monthly trend*



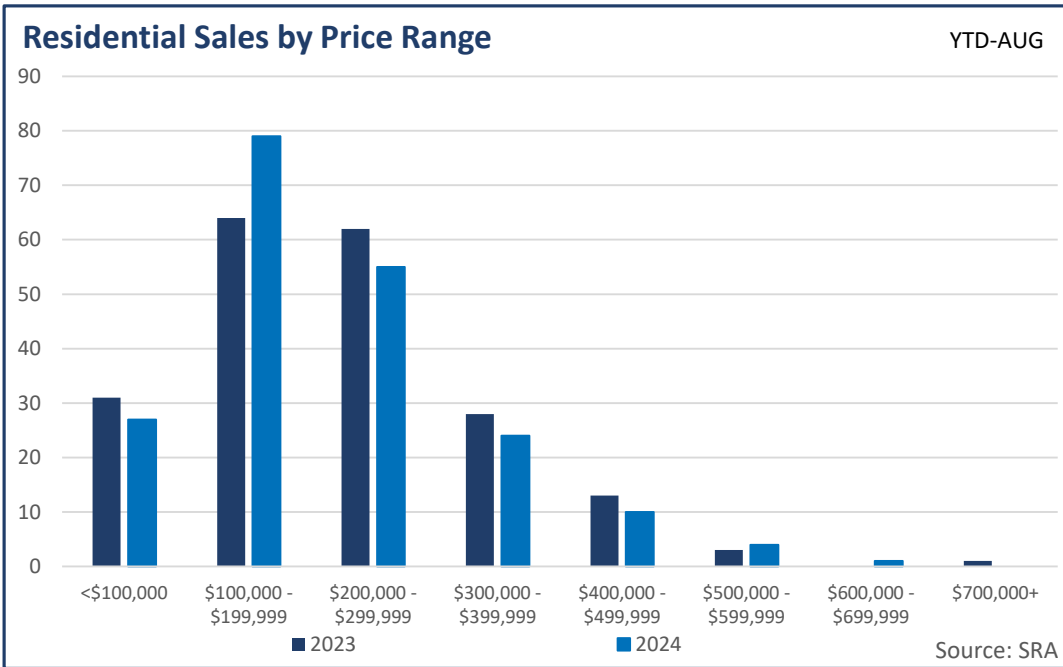
INVENTORY

161

↑ 6.6% Y/Y | Monthly trend*

VS. 10-YEAR AVERAGE

↓ 16.1% | ↓ 18.1% YTD




MONTHS OF SUPPLY

6.44

↓ 10.4% Y/Y | Monthly trend*

VS. 10-YEAR AVERAGE

↓ 32.6% | ↓ 29.0% YTD



NORTH BATTLEFORD CA - AUGUST 2024

August 2024

| | Sales | | New Listings | | Inventory | | Months of Supply | | DOM | Avg Price | |
|--------------------------|-----------|------------|--------------|------------|------------|-----------|------------------|-------------|-----------|------------------|------------|
| | Actual | Y/Y% | Actual | Y/Y% | Actual | Y/Y% | Actual | Y/Y% | Actual | Actual | Y/Y% |
| Detached | 21 | 40% | 38 | 41% | 109 | 6% | 5.19 | -24% | 58 | \$207,205 | -9% |
| Semi-Detached | 0 | - | 0 | - | 3 | 50% | - | - | - | - | - |
| Row/Townhouse | 2 | 0% | 4 | 100% | 8 | 0% | 4.00 | 0% | 114 | \$345,000 | 26% |
| Apartment | 1 | -50% | 2 | 0% | 11 | -39% | 11.00 | 22% | 27 | \$275,000 | 218% |
| Acreage | 0 | - | 1 | - | 6 | 100% | - | - | - | - | - |
| Mobile | 0 | -100% | 1 | 0% | 5 | 25% | - | - | - | - | - |
| Mutli-Family | 1 | 0% | 0 | -100% | 19 | 46% | 19.00 | 46% | 43 | \$25,000 | -89% |
| Total Residential | 25 | 19% | 46 | 35% | 161 | 7% | 6.44 | -10% | 61 | \$213,652 | -1% |

10-Year Averages

| | Sales | | New Listings | | Inventory | | Months of Supply | | DOM | Avg Price | |
|-------------------|-------|-------|--------------|-------|-----------|-------|------------------|-------|-----|-----------|-------|
| | Avg | %Diff | Avg | %Diff | Avg | %Diff | Avg | %Diff | Avg | Avg | %Diff |
| Total Residential | 24 | 2% | 47 | -3% | 192 | -16% | 9.55 | -33% | 72 | \$212,650 | 0% |

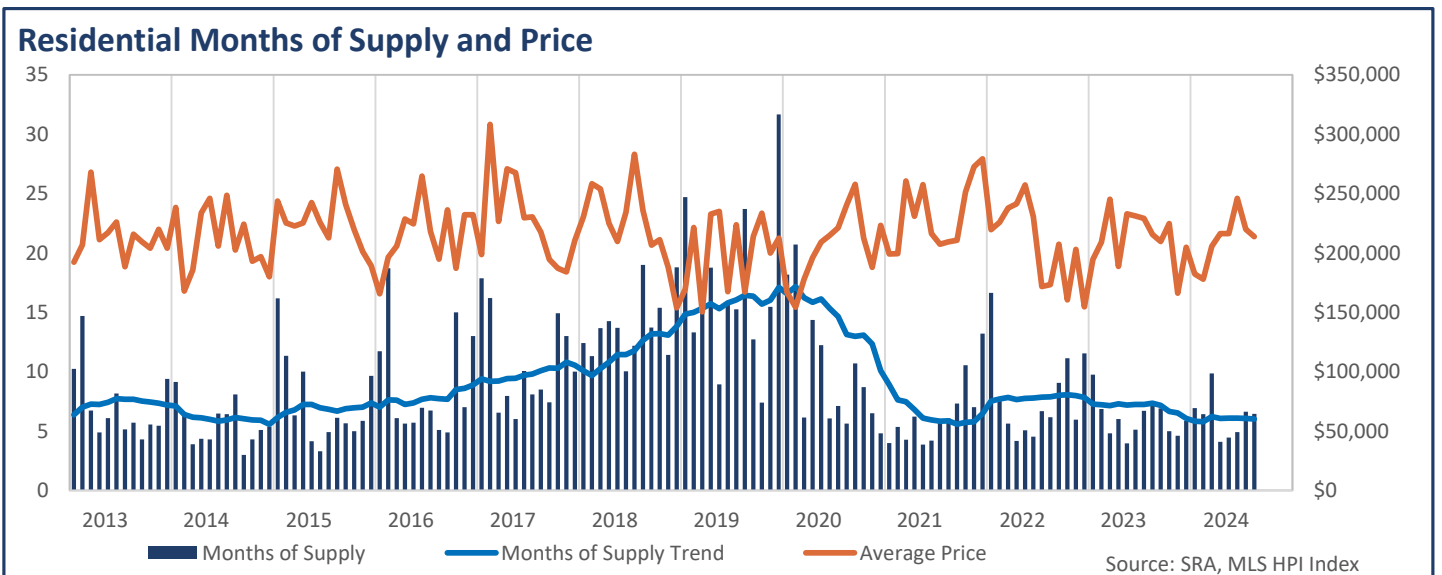
Year-to-Date

August 2024

| | Sales | | New Listings | | Inventory | | Months of Supply | | DOM | Avg Price | |
|--------------------------|------------|------------|--------------|------------|------------|------------|------------------|------------|-----------|------------------|------------|
| | Actual | Y/Y% | Actual | Y/Y% | Actual | Y/Y% | Actual | Y/Y% | Actual | Actual | Y/Y% |
| Detached | 163 | 1% | 286 | 19% | 97 | -3% | 4.76 | -4% | 64 | \$217,269 | -3% |
| Semi-Detached | 1 | -67% | 4 | 0% | 1 | -59% | 11.00 | 22% | 99 | \$150,000 | -38% |
| Row/Townhouse | 10 | 0% | 21 | 75% | 7 | -13% | 5.50 | -13% | 57 | \$305,240 | 13% |
| Apartment | 14 | -13% | 25 | -14% | 12 | -36% | 6.86 | -26% | 61 | \$181,393 | 8% |
| Acreage | 0 | -100% | 7 | 0% | 3 | -23% | - | - | - | - | - |
| Mobile | 6 | 50% | 10 | 11% | 5 | 9% | 6.00 | -27% | 93 | \$72,833 | -24% |
| Mutli-Family | 6 | 100% | 24 | 380% | 19 | 59% | 25.17 | -21% | 101 | \$187,083 | -30% |
| Total Residential | 200 | -1% | 377 | 23% | 144 | -4% | 5.74 | -3% | 66 | \$213,582 | -3% |

10-Year Averages

| | Sales | | New Listings | | Inventory | | Months of Supply | | DOM | Avg Price | |
|-------------------|-------|-------|--------------|-------|-----------|-------|------------------|-------|-----|-----------|-------|
| | Avg | %Diff | Avg | %Diff | Avg | %Diff | Avg | %Diff | Avg | Avg | %Diff |
| Total Residential | 187 | 7% | 393 | -4% | 175 | -18% | 8.08 | -29% | 73 | \$223,214 | -4% |



| NORTH BATTLEFORD CA | | | | | | | | | | | | | | |
|---------------------|------------|-------------|--------------|------------|-------------|------------|-------------|------------------|-----------|--------------|----------------|--------------|----------------|--------------|
| | Sales | Y/Y% | New Listings | Y/Y% | S/NL Ratio | Inventory | Y/Y% | Months of Supply | DOM | SP/LP | Median Price | Y/Y% | Average Price | Y/Y% |
| Jan-13 | 13 | 8% | 43 | 8% | 0.30 | 133 | 30% | 10.23 | 92 | 96.1% | 195,000 | 30.0% | 192,108 | 6.5% |
| Feb-13 | 10 | -38% | 29 | -29% | 0.34 | 147 | 29% | 14.70 | 46 | 97.5% | 180,450 | -28.3% | 206,830 | -13.1% |
| Mar-13 | 22 | -29% | 35 | -13% | 0.63 | 148 | 37% | 6.73 | 77 | 94.3% | 207,500 | 1.2% | 268,109 | 21.9% |
| Apr-13 | 34 | 42% | 72 | 31% | 0.47 | 166 | 31% | 4.88 | 66 | 96.3% | 197,000 | -13.6% | 211,118 | -12.1% |
| May-13 | 30 | -14% | 65 | 5% | 0.46 | 183 | 35% | 6.10 | 58 | 97.3% | 194,500 | -9.1% | 216,963 | -4.8% |
| Jun-13 | 24 | -17% | 56 | 10% | 0.43 | 196 | 50% | 8.17 | 64 | 97.0% | 198,500 | 2.4% | 226,024 | 14.1% |
| Jul-13 | 34 | 31% | 45 | -24% | 0.76 | 175 | 18% | 5.15 | 83 | 95.1% | 200,700 | 6.3% | 188,453 | -5.0% |
| Aug-13 | 27 | 4% | 39 | -17% | 0.69 | 154 | 5% | 5.70 | 51 | 96.8% | 199,000 | -9.3% | 215,837 | -6.0% |
| Sep-13 | 34 | 55% | 55 | 25% | 0.62 | 146 | 4% | 4.29 | 83 | 95.9% | 172,500 | -8.7% | 209,471 | -3.0% |
| Oct-13 | 27 | 17% | 55 | -8% | 0.49 | 150 | 2% | 5.56 | 53 | 96.6% | 184,900 | 8.8% | 204,041 | 6.6% |
| Nov-13 | 25 | 19% | 34 | -6% | 0.74 | 136 | -1% | 5.44 | 62 | 95.5% | 183,000 | -1.1% | 219,832 | 4.0% |
| Dec-13 | 13 | 18% | 21 | 17% | 0.62 | 122 | -2% | 9.38 | 75 | 97.9% | 184,900 | 5.7% | 203,985 | 22.9% |
| 2013 | 293 | 6% | 549 | -1% | 0.53 | 155 | 19% | 6.33 | 68 | 96.2% | 190,000 | -3.8% | 213,615 | 0.2% |
| Jan-14 | 14 | 8% | 42 | -2% | 0.33 | 128 | -4% | 9.14 | 72 | 94.9% | 226,500 | 16.2% | 238,243 | 24.0% |
| Feb-14 | 21 | 110% | 38 | 31% | 0.55 | 133 | -10% | 6.33 | 67 | 95.1% | 152,500 | -15.5% | 167,835 | -18.9% |
| Mar-14 | 33 | 50% | 46 | 31% | 0.72 | 128 | -14% | 3.88 | 85 | 95.4% | 179,900 | -13.3% | 185,639 | -30.8% |
| Apr-14 | 34 | 0% | 65 | -10% | 0.52 | 148 | -11% | 4.35 | 53 | 96.3% | 213,350 | 8.3% | 233,741 | 10.7% |
| May-14 | 39 | 30% | 72 | 11% | 0.54 | 168 | -8% | 4.31 | 54 | 96.3% | 224,900 | 15.6% | 245,920 | 13.3% |
| Jun-14 | 27 | 13% | 51 | -9% | 0.53 | 175 | -11% | 6.48 | 71 | 94.2% | 154,000 | -22.4% | 205,904 | -8.9% |
| Jul-14 | 26 | -24% | 48 | 7% | 0.54 | 167 | -5% | 6.42 | 79 | 95.1% | 220,000 | 9.6% | 248,592 | 31.9% |
| Aug-14 | 23 | -15% | 64 | 64% | 0.36 | 186 | 21% | 8.09 | 69 | 96.4% | 200,000 | 0.5% | 202,480 | -6.2% |
| Sep-14 | 47 | 38% | 33 | -40% | 1.42 | 141 | -3% | 3.00 | 63 | 96.0% | 186,000 | 7.8% | 224,206 | 7.0% |
| Oct-14 | 27 | 0% | 26 | -53% | 1.04 | 116 | -23% | 4.30 | 81 | 95.8% | 190,000 | 2.8% | 192,881 | -5.5% |
| Nov-14 | 20 | -20% | 23 | -32% | 0.87 | 102 | -25% | 5.10 | 84 | 94.1% | 154,500 | -15.6% | 196,770 | -10.5% |
| Dec-14 | 16 | 23% | 19 | -10% | 0.84 | 86 | -30% | 5.38 | 72 | 95.5% | 182,500 | -1.3% | 180,013 | -11.8% |
| 2014 | 327 | 12% | 527 | -4% | 0.62 | 140 | -10% | 5.13 | 69 | 95.6% | 194,734 | 2.5% | 213,349 | -0.1% |
| Jan-15 | 6 | -57% | 27 | -36% | 0.22 | 97 | -24% | 16.17 | 62 | 96.7% | 214,500 | -5.3% | 243,583 | 2.2% |
| Feb-15 | 9 | -57% | 23 | -39% | 0.39 | 102 | -23% | 11.33 | 44 | 96.1% | 213,000 | 39.7% | 225,167 | 34.2% |
| Mar-15 | 19 | -42% | 50 | 9% | 0.38 | 120 | -6% | 6.32 | 46 | 96.9% | 212,000 | 17.8% | 222,816 | 20.0% |
| Apr-15 | 16 | -53% | 62 | -5% | 0.26 | 160 | 8% | 10.00 | 37 | 95.6% | 215,000 | 0.8% | 225,188 | -3.7% |
| May-15 | 39 | 0% | 60 | -17% | 0.65 | 162 | -4% | 4.15 | 53 | 96.9% | 221,500 | -1.5% | 242,336 | -1.5% |
| Jun-15 | 46 | 70% | 60 | 18% | 0.77 | 152 | -13% | 3.30 | 49 | 96.3% | 208,750 | 35.6% | 225,525 | 9.5% |
| Jul-15 | 34 | 31% | 69 | 44% | 0.49 | 167 | 0% | 4.91 | 53 | 96.5% | 185,000 | -15.9% | 212,585 | -14.5% |
| Aug-15 | 29 | 26% | 65 | 2% | 0.45 | 177 | -5% | 6.10 | 54 | 95.8% | 279,000 | 39.5% | 270,476 | 33.6% |
| Sep-15 | 31 | -34% | 62 | 88% | 0.50 | 175 | 24% | 5.65 | 47 | 96.7% | 225,000 | 21.0% | 240,997 | 7.5% |
| Oct-15 | 32 | 19% | 41 | 58% | 0.78 | 160 | 38% | 5.00 | 48 | 95.4% | 182,000 | -4.2% | 219,625 | 13.9% |
| Nov-15 | 26 | 30% | 42 | 83% | 0.62 | 152 | 49% | 5.85 | 73 | 96.1% | 184,250 | 19.3% | 201,242 | 2.3% |
| Dec-15 | 14 | -13% | 18 | -5% | 0.78 | 135 | 57% | 9.64 | 63 | 96.7% | 210,500 | 15.3% | 189,107 | 5.1% |
| 2015 | 301 | -8% | 579 | 10% | 0.52 | 147 | 5% | 5.84 | 52 | 96.3% | 210,000 | 7.8% | 227,907 | 6.8% |
| Jan-16 | 11 | 83% | 20 | -26% | 0.55 | 129 | 33% | 11.73 | 96 | 95.5% | 167,900 | -21.7% | 165,536 | -32.0% |
| Feb-16 | 7 | -22% | 40 | 74% | 0.18 | 131 | 28% | 18.71 | 59 | 95.0% | 179,000 | -16.0% | 196,214 | -12.9% |
| Mar-16 | 26 | 37% | 71 | 42% | 0.37 | 158 | 32% | 6.08 | 56 | 95.7% | 226,500 | 6.8% | 205,903 | -7.6% |
| Apr-16 | 33 | 106% | 75 | 21% | 0.44 | 186 | 16% | 5.64 | 56 | 94.6% | 220,000 | 2.3% | 228,587 | 1.5% |
| May-16 | 34 | -13% | 65 | 8% | 0.52 | 194 | 20% | 5.71 | 62 | 97.1% | 198,750 | -10.3% | 224,403 | -7.4% |
| Jun-16 | 28 | -39% | 58 | -3% | 0.48 | 195 | 28% | 6.96 | 57 | 95.4% | 256,500 | 22.9% | 264,735 | 17.4% |
| Jul-16 | 29 | -15% | 53 | -23% | 0.55 | 195 | 17% | 6.72 | 62 | 97.0% | 215,000 | 16.2% | 217,963 | 2.5% |
| Aug-16 | 37 | 28% | 61 | -6% | 0.61 | 188 | 6% | 5.08 | 68 | 95.0% | 195,000 | -30.1% | 194,756 | -28.0% |
| Sep-16 | 35 | 13% | 53 | -15% | 0.66 | 171 | -2% | 4.89 | 66 | 96.2% | 185,000 | -17.8% | 236,234 | -2.0% |
| Oct-16 | 11 | -66% | 37 | -10% | 0.30 | 165 | 3% | 15.00 | 79 | 108.0% | 168,000 | -7.7% | 187,058 | -14.8% |
| Nov-16 | 21 | -19% | 32 | -24% | 0.66 | 147 | -3% | 7.00 | 74 | 95.3% | 217,000 | 17.8% | 232,095 | 15.3% |
| Dec-16 | 10 | -29% | 29 | 61% | 0.34 | 130 | -4% | 13.00 | 75 | 95.2% | 237,500 | 12.8% | 232,200 | 22.8% |
| 2016 | 282 | -6% | 594 | 3% | 0.47 | 166 | 13% | 7.05 | 65 | 96.1% | 208,250 | -0.8% | 220,504 | -3.2% |
| Jan-17 | 8 | -27% | 36 | 80% | 0.22 | 143 | 11% | 17.88 | 60 | 94.5% | 195,000 | 16.1% | 198,688 | 20.0% |
| Feb-17 | 10 | 43% | 40 | 0% | 0.25 | 162 | 24% | 16.20 | 68 | 93.7% | 260,000 | 45.3% | 308,250 | 57.1% |
| Mar-17 | 27 | 4% | 63 | -11% | 0.43 | 177 | 12% | 6.56 | 71 | 95.5% | 229,000 | 1.1% | 226,511 | 10.0% |
| Apr-17 | 24 | -27% | 61 | -19% | 0.39 | 191 | 3% | 7.96 | 80 | 96.6% | 237,500 | 8.0% | 270,808 | 18.5% |
| May-17 | 35 | 3% | 72 | 11% | 0.49 | 210 | 8% | 6.00 | 55 | 96.6% | 250,000 | 25.8% | 267,410 | 19.2% |
| Jun-17 | 22 | -21% | 51 | -12% | 0.43 | 221 | 13% | 10.05 | 63 | 96.6% | 180,000 | -29.8% | 229,627 | -13.3% |
| Jul-17 | 26 | -10% | 40 | -25% | 0.65 | 210 | 8% | 8.08 | 46 | 95.7% | 227,000 | 5.6% | 230,327 | 5.7% |
| Aug-17 | 24 | -35% | 55 | -10% | 0.44 | 204 | 9% | 8.50 | 76 | 94.4% | 198,000 | 1.5% | 217,636 | 11.7% |
| Sep-17 | 27 | -23% | 56 | 6% | 0.48 | 200 | 17% | 7.41 | 50 | 94.1% | 179,900 | -2.8% | 194,502 | -17.7% |
| Oct-17 | 13 | 18% | 36 | -3% | 0.36 | 194 | 18% | 14.92 | 50 | 96.6% | 152,000 | -9.5% | 187,231 | 0.1% |
| Nov-17 | 14 | -33% | 31 | -3% | 0.45 | 182 | 24% | 13.00 | 92 | 94.4% | 155,000 | -28.6% | 184,143 | -20.7% |
| Dec-17 | 16 | 60% | 33 | 14% | 0.48 | 160 | 23% | 10.00 | 104 | 95.9% | 218,500 | -8.0% | 210,690 | -9.3% |
| 2017 | 246 | -13% | 574 | -3% | 0.43 | 188 | 13% | 9.16 | 66 | 95.6% | 216,500 | 4.0% | 229,857 | 4.2% |
| Jan-18 | 15 | 88% | 62 | 72% | 0.24 | 186 | 30% | 12.40 | 68 | 94.7% | 180,000 | -7.7% | 230,400 | 16.0% |
| Feb-18 | 16 | 60% | 38 | -5% | 0.42 | 181 | 12% | 11.31 | 40 | 96.1% | 248,500 | -4.4% | 258,194 | -16.2% |
| Mar-18 | 15 | -44% | 69 | 10% | 0.22 | 205 | 16% | 13.67 | 61 | 93.8% | 217,500 | -5.0% | 254,017 | 12.1% |
| Apr-18 | 16 | -33% | 63 | 3% | 0.25 | 228 | 19% | 14.25 | 98 | 94.0% | 209,500 | -11.8% | 224,972 | -16.9% |
| May-18 | 19 | -46% | 68 | -6% | 0.28 | 260 | 24% | 13.68 | 82 | 95.0% | 205,000 | -18.0% | 209,724 | -21.6% |
| Jun-18 | 27 | 23% | 64 | 25% | 0.42 | 271 | 23% | 10.04 | 58 | 95.4% | 226,000 | 25.6% | 234,174 | 2.0% |
| Jul-18 | 23 | -12% | 48 | 20% | 0.48 | 280 | 33% | 12.17 | 73 | 95.8% | 277,500 | 22.2% | 282,998 | 22.9% |
| Aug-18 | 14 | -42% | 40 | -27% | 0.35 | 266 | 30% | 19.00 | 86 | 96.1% | 231,250 | 16.8% | 235,714 | 8.3% |
| Sep-18 | 17 | -37% | 40 | -29% | 0.43 | 233 | 17% | 13.71 | 98 | 94.9% | 165,000 | -8.3% | 206,582 | 6.2% |
| Oct-18 | 13 | 0% | 35 | -3% | 0.37 | 200 | 3% | 15.38 | 98 | 92.3% | 208,000 | 36.8% | 211,231 | 12.8% |
| Nov-18 | 17 | 21% | 41 | 32% | 0.41 | 194 | 7% | 11.41 | 99 | 93.2% | 179,000 | 15.5% | 187,882 | 2.0% |
| Dec-18 | 9 | -44% | 15 | -55% | 0.60 | 169 | 6% | 18.78 | 82 | 91.1% | 135,000 | -38.2% | 153,833 | -27.0% |
| 2018 | 201 | -18% | 583 | 2% | 0.34 | 223 | 19% | 13.30 | 77 | 94.7% | 208,000 | -3.9% | 228,605 | -0.5% |

| NORTH BATTLEFORD CA | | | | | | | | | | | | | | |
|---------------------|------------|-------------|--------------|-------------|-------------|------------|-------------|------------------|------------|--------------|----------------|---------------|----------------|--------------|
| | Sales | Y/Y% | New Listings | Y/Y% | S/NL Ratio | Inventory | Y/Y% | Months of Supply | DOM | SP/LP | Median Price | Y/Y% | Average Price | Y/Y% |
| Jan-19 | 7 | -53% | 32 | -48% | 0.22 | 173 | -7% | 24.71 | 96 | 94.4% | 185,000 | 2.8% | 169,500 | -26.4% |
| Feb-19 | 13 | -19% | 28 | -26% | 0.46 | 173 | -4% | 13.31 | 69 | 95.7% | 220,000 | -11.5% | 221,531 | -14.2% |
| Mar-19 | 11 | -27% | 54 | -22% | 0.20 | 193 | -6% | 17.55 | 81 | 91.2% | 138,000 | -36.6% | 150,400 | -40.8% |
| Apr-19 | 12 | -25% | 61 | -3% | 0.20 | 225 | -1% | 18.75 | 114 | 94.2% | 233,500 | 11.5% | 232,567 | 3.4% |
| May-19 | 27 | 42% | 63 | -7% | 0.43 | 241 | -7% | 8.93 | 100 | 94.9% | 228,000 | 11.2% | 234,944 | 12.0% |
| Jun-19 | 15 | -44% | 43 | -33% | 0.35 | 236 | -13% | 15.73 | 71 | 92.9% | 175,000 | -22.6% | 167,500 | -28.5% |
| Jul-19 | 16 | -30% | 44 | -8% | 0.36 | 244 | -13% | 15.25 | 65 | 95.4% | 201,000 | -27.6% | 223,688 | -21.0% |
| Aug-19 | 10 | -29% | 32 | -20% | 0.31 | 237 | -11% | 23.70 | 91 | 91.7% | 162,500 | -29.7% | 167,090 | -29.1% |
| Sep-19 | 18 | 6% | 46 | 15% | 0.39 | 229 | -2% | 12.72 | 128 | 94.1% | 215,000 | 30.3% | 214,083 | 3.6% |
| Oct-19 | 28 | 115% | 42 | 20% | 0.67 | 207 | 4% | 7.39 | 92 | 94.8% | 205,000 | -1.4% | 233,543 | 10.6% |
| Nov-19 | 13 | -24% | 41 | 0% | 0.32 | 201 | 4% | 15.46 | 123 | 94.9% | 180,000 | 0.6% | 199,923 | 6.4% |
| Dec-19 | 6 | -33% | 16 | 7% | 0.38 | 190 | 12% | 31.67 | 38 | 94.9% | 210,000 | 55.6% | 212,500 | 38.1% |
| 2019 | 176 | -12% | 502 | -14% | 0.35 | 212 | -5% | 14.48 | 92 | 94.4% | 203,750 | -2.0% | 209,569 | -8.3% |
| Jan-20 | 11 | 57% | 40 | 25% | 0.28 | 200 | 16% | 18.18 | 101 | 92.6% | 145,000 | -21.6% | 166,545 | -1.7% |
| Feb-20 | 10 | -23% | 38 | 36% | 0.26 | 207 | 20% | 20.70 | 38 | 95.7% | 127,000 | -42.3% | 154,270 | -30.4% |
| Mar-20 | 33 | 200% | 46 | -15% | 0.72 | 203 | 5% | 6.15 | 144 | 92.4% | 135,000 | -2.2% | 177,961 | 18.3% |
| Apr-20 | 14 | 17% | 31 | -49% | 0.45 | 201 | -11% | 14.36 | 84 | 94.5% | 202,450 | -13.3% | 196,021 | -15.7% |
| May-20 | 17 | -37% | 41 | -35% | 0.41 | 208 | -14% | 12.24 | 135 | 92.2% | 200,000 | -12.3% | 209,176 | -11.0% |
| Jun-20 | 34 | 127% | 50 | 16% | 0.68 | 206 | -13% | 6.06 | 96 | 94.2% | 191,250 | 9.3% | 214,703 | 28.2% |
| Jul-20 | 28 | 75% | 54 | 23% | 0.52 | 199 | -18% | 7.11 | 118 | 94.8% | 182,500 | -9.2% | 221,064 | -1.2% |
| Aug-20 | 33 | 230% | 38 | 19% | 0.87 | 186 | -22% | 5.64 | 60 | 95.5% | 258,500 | 59.1% | 240,298 | 43.8% |
| Sep-20 | 17 | -6% | 37 | -20% | 0.46 | 182 | -21% | 10.71 | 96 | 95.8% | 260,000 | 20.9% | 257,729 | 20.4% |
| Oct-20 | 20 | -29% | 33 | -21% | 0.61 | 174 | -16% | 8.70 | 118 | 94.3% | 198,500 | -3.2% | 212,400 | -9.1% |
| Nov-20 | 24 | 85% | 26 | -37% | 0.92 | 156 | -22% | 6.50 | 132 | 92.5% | 175,500 | -2.5% | 187,854 | -6.0% |
| Dec-20 | 25 | 317% | 17 | 6% | 1.47 | 120 | -37% | 4.80 | 73 | 96.1% | 200,000 | -4.8% | 223,316 | 5.1% |
| 2020 | 266 | 51% | 451 | -10% | 0.59 | 187 | -12% | 8.43 | 102 | 94.3% | 190,000 | -6.7% | 209,354 | -0.1% |
| Jan-21 | 28 | 155% | 34 | -15% | 0.82 | 112 | -44% | 4.00 | 82 | 93.5% | 160,000 | 10.3% | 199,071 | 19.5% |
| Feb-21 | 21 | 110% | 31 | -18% | 0.68 | 112 | -46% | 5.33 | 116 | 93.8% | 160,000 | 26.0% | 199,400 | 29.3% |
| Mar-21 | 30 | -9% | 62 | 35% | 0.48 | 128 | -37% | 4.27 | 63 | 96.1% | 231,000 | 71.1% | 260,670 | 46.5% |
| Apr-21 | 24 | 71% | 71 | 129% | 0.34 | 149 | -26% | 6.21 | 71 | 95.8% | 227,750 | 12.5% | 230,908 | 17.8% |
| May-21 | 36 | 112% | 39 | -5% | 0.92 | 139 | -33% | 3.86 | 81 | 95.6% | 235,500 | 17.8% | 257,558 | 23.1% |
| Jun-21 | 38 | 12% | 73 | 46% | 0.52 | 159 | -23% | 4.18 | 35 | 96.4% | 199,000 | 4.1% | 216,311 | 0.7% |
| Jul-21 | 29 | 4% | 47 | -13% | 0.62 | 165 | -17% | 5.69 | 52 | 94.9% | 185,000 | 1.4% | 207,355 | -6.2% |
| Aug-21 | 27 | -18% | 37 | -3% | 0.73 | 164 | -12% | 6.07 | 64 | 95.0% | 179,000 | -30.8% | 209,372 | -12.9% |
| Sep-21 | 22 | 29% | 41 | 11% | 0.54 | 161 | -12% | 7.32 | 55 | 96.0% | 176,000 | -32.3% | 210,678 | -18.3% |
| Oct-21 | 15 | -25% | 29 | -12% | 0.52 | 158 | -9% | 10.53 | 91 | 95.4% | 255,000 | 28.5% | 251,367 | 18.3% |
| Nov-21 | 22 | -8% | 33 | 27% | 0.67 | 154 | -1% | 7.00 | 92 | 96.6% | 229,250 | 30.6% | 272,605 | 45.1% |
| Dec-21 | 10 | -60% | 21 | 24% | 0.48 | 132 | 10% | 13.20 | 78 | 94.6% | 315,000 | 57.5% | 279,200 | 25.0% |
| 2021 | 302 | 14% | 518 | 15% | 0.58 | 144 | -23% | 5.74 | 70 | 95.4% | 202,950 | 6.8% | 230,054 | 9.9% |
| Jan-22 | 8 | -71% | 31 | -9% | 0.26 | 133 | 19% | 16.63 | 100 | 92.5% | 206,250 | 28.9% | 219,500 | 10.3% |
| Feb-22 | 20 | -5% | 48 | 55% | 0.42 | 152 | 36% | 7.60 | 78 | 96.0% | 226,000 | 41.3% | 225,849 | 13.3% |
| Mar-22 | 27 | -10% | 39 | -37% | 0.69 | 152 | 19% | 5.63 | 73 | 94.8% | 210,000 | -9.1% | 237,793 | -8.8% |
| Apr-22 | 35 | 46% | 51 | -28% | 0.69 | 146 | -2% | 4.17 | 70 | 96.0% | 214,000 | -6.0% | 241,474 | 4.6% |
| May-22 | 32 | -11% | 68 | 74% | 0.47 | 162 | 17% | 5.06 | 100 | 95.5% | 229,500 | -2.5% | 257,352 | -0.1% |
| Jun-22 | 35 | -8% | 56 | -23% | 0.63 | 158 | -1% | 4.51 | 72 | 95.0% | 184,000 | -7.5% | 230,574 | 6.6% |
| Jul-22 | 24 | -17% | 40 | -15% | 0.60 | 160 | -3% | 6.67 | 79 | 96.4% | 161,000 | -13.0% | 171,854 | -17.1% |
| Aug-22 | 26 | -4% | 46 | 24% | 0.57 | 160 | -2% | 6.15 | 72 | 93.4% | 155,000 | -13.4% | 173,178 | -17.3% |
| Sep-22 | 20 | -9% | 58 | 41% | 0.34 | 181 | 12% | 9.05 | 68 | 95.9% | 207,500 | 17.9% | 207,223 | -1.6% |
| Oct-22 | 16 | 7% | 52 | 79% | 0.31 | 178 | 13% | 11.13 | 74 | 94.9% | 167,000 | -34.5% | 160,594 | -36.1% |
| Nov-22 | 26 | 18% | 28 | -15% | 0.93 | 155 | 1% | 5.96 | 79 | 94.4% | 198,000 | -13.6% | 203,056 | -25.5% |
| Dec-22 | 13 | 30% | 25 | 19% | 0.52 | 150 | 14% | 11.54 | 74 | 92.6% | 135,000 | -57.1% | 154,575 | -44.6% |
| 2022 | 282 | -7% | 542 | 5% | 0.52 | 157 | 9% | 6.69 | 78 | 95.1% | 198,750 | -2.1% | 213,051 | -7.4% |
| Jan-23 | 16 | 100% | 31 | 0% | 0.52 | 156 | 17% | 9.75 | 78 | 93.9% | 210,500 | 2.1% | 194,650 | -11.3% |
| Feb-23 | 22 | 10% | 27 | -44% | 0.81 | 151 | -1% | 6.86 | 77 | 94.5% | 141,500 | -37.4% | 209,127 | -7.4% |
| Mar-23 | 31 | 15% | 42 | 8% | 0.74 | 149 | -2% | 4.81 | 75 | 95.7% | 224,000 | 6.7% | 245,227 | 3.1% |
| Apr-23 | 25 | -29% | 38 | -25% | 0.66 | 150 | 3% | 6.00 | 103 | 94.6% | 180,000 | -15.9% | 188,660 | -21.9% |
| May-23 | 35 | 9% | 42 | -38% | 0.83 | 139 | -14% | 3.97 | 78 | 95.5% | 245,000 | 6.8% | 233,024 | -9.5% |
| Jun-23 | 29 | -17% | 52 | -7% | 0.56 | 148 | -6% | 5.10 | 84 | 96.0% | 223,700 | 21.6% | 231,100 | 0.2% |
| Jul-23 | 23 | -4% | 41 | 3% | 0.56 | 154 | -4% | 6.70 | 69 | 96.0% | 215,000 | 33.5% | 229,196 | 33.4% |
| Aug-23 | 21 | -19% | 34 | -26% | 0.62 | 151 | -6% | 7.19 | 76 | 94.1% | 215,000 | 38.7% | 215,499 | 24.4% |
| Sep-23 | 21 | 5% | 36 | -38% | 0.58 | 145 | -20% | 6.90 | 71 | 95.3% | 200,000 | -3.6% | 209,519 | 1.1% |
| Oct-23 | 27 | 69% | 30 | -42% | 0.90 | 135 | -24% | 5.00 | 95 | 95.5% | 234,000 | 40.1% | 224,759 | 40.0% |
| Nov-23 | 25 | -4% | 26 | -7% | 0.96 | 115 | -26% | 4.60 | 84 | 93.5% | 165,000 | -16.7% | 166,076 | -18.2% |
| Dec-23 | 15 | 15% | 18 | -28% | 0.83 | 88 | -41% | 5.87 | 44 | 95.3% | 195,000 | 44.4% | 204,693 | 32.4% |
| 2023 | 290 | 3% | 417 | -23% | 0.70 | 140 | -11% | 5.80 | 79 | 95.1% | 200,000 | 0.6% | 215,101 | 1.0% |
| Jan-24 | 17 | 6% | 61 | 97% | 0.28 | 118 | -24% | 6.94 | 79 | 94.9% | 150,000 | -28.7% | 182,224 | -6.4% |
| Feb-24 | 19 | -14% | 28 | 4% | 0.68 | 122 | -19% | 6.42 | 65 | 94.8% | 160,000 | 13.1% | 177,963 | -14.9% |
| Mar-24 | 14 | -55% | 37 | -12% | 0.38 | 138 | -7% | 9.86 | 86 | 92.9% | 195,000 | -12.9% | 205,464 | -16.2% |
| Apr-24 | 36 | 44% | 54 | 42% | 0.67 | 147 | -2% | 4.08 | 90 | 95.6% | 192,450 | 6.9% | 216,356 | 14.7% |
| May-24 | 35 | 0% | 59 | 40% | 0.59 | 156 | 12% | 4.46 | 44 | 95.9% | 175,000 | -28.6% | 216,380 | -7.1% |
| Jun-24 | 30 | 3% | 43 | -17% | 0.70 | 147 | -1% | 4.90 | 53 | 96.8% | 236,500 | 5.7% | 245,943 | 6.4% |
| Jul-24 | 24 | 4% | 49 | 20% | 0.49 | 159 | 3% | 6.63 | 62 | 97.1% | 223,450 | 3.9% | 219,958 | -4.0% |
| Aug-24 | 25 | 19% | 46 | 35% | 0.54 | 161 | 7% | 6.44 | 61 | 96.1% | 225,000 | 4.7% | 213,652 | -0.9% |
| Sep-24 | | | | | | | | | | | | | | |
| Oct-24 | | | | | | | | | | | | | | |
| Nov-24 | | | | | | | | | | | | | | |
| Dec-24 | | | | | | | | | | | | | | |
| 2024 | 200 | -1% | 377 | 23% | 0.53 | 144 | -4% | 5.74 | 66 | 95.8% | 192,000 | -10.7% | 213,582 | -3.5% |

| NORTH BATTLEFORD CA | | | | | | | | | | | | | | |
|---------------------|------------|-------------|--------------|------------|-------------|------------|-------------|------------------|-----------|--------------|----------------|--------------|----------------|--------------|
| | Sales | Y/Y% | New Listings | Y/Y% | S/NL Ratio | Inventory | Y/Y% | Months of Supply | DOM | SP/LP | Median Price | Y/Y% | Average Price | Y/Y% |
| Jan-13 | 12 | 0% | 38 | 0% | 0.32 | 104 | 16% | 8.67 | 91 | 96.0% | 195,000 | 30.0% | 195,325 | 8.2% |
| Feb-13 | 8 | -50% | 25 | -32% | 0.32 | 116 | 17% | 14.50 | 44 | 97.5% | 164,500 | -34.7% | 208,563 | -12.4% |
| Mar-13 | 19 | -37% | 33 | -13% | 0.58 | 121 | 27% | 6.37 | 68 | 93.9% | 210,000 | 7.0% | 275,447 | 25.1% |
| Apr-13 | 30 | 25% | 62 | 32% | 0.48 | 136 | 27% | 4.53 | 66 | 96.1% | 204,750 | -10.2% | 216,023 | -10.1% |
| May-13 | 23 | -28% | 61 | 11% | 0.38 | 159 | 39% | 6.91 | 50 | 96.6% | 195,000 | -9.9% | 219,757 | -6.3% |
| Jun-13 | 19 | -24% | 44 | 0% | 0.43 | 169 | 54% | 8.89 | 45 | 97.1% | 225,000 | 16.1% | 234,016 | 17.7% |
| Jul-13 | 30 | 43% | 42 | -21% | 0.71 | 153 | 20% | 5.10 | 70 | 95.3% | 203,500 | 3.0% | 194,590 | -9.5% |
| Aug-13 | 27 | 29% | 36 | -16% | 0.75 | 130 | 1% | 4.81 | 51 | 96.8% | 199,000 | -9.5% | 215,837 | -12.7% |
| Sep-13 | 30 | 50% | 51 | 24% | 0.59 | 123 | 0% | 4.10 | 78 | 95.7% | 177,500 | -7.3% | 212,807 | -6.1% |
| Oct-13 | 23 | 15% | 50 | 9% | 0.46 | 133 | 12% | 5.78 | 49 | 96.3% | 185,000 | 8.2% | 206,448 | 8.8% |
| Nov-13 | 20 | 18% | 25 | 0% | 0.80 | 117 | 7% | 5.85 | 72 | 95.8% | 187,450 | -12.4% | 225,140 | 3.1% |
| Dec-13 | 10 | 0% | 20 | 18% | 0.50 | 107 | 11% | 10.70 | 59 | 97.6% | 167,500 | -8.5% | 199,540 | 11.4% |
| 2013 | 251 | 1% | 487 | 1% | 0.52 | 131 | 19% | 6.25 | 63 | 96.0% | 195,000 | -4.9% | 217,224 | -0.9% |
| Jan-14 | 13 | 8% | 32 | -16% | 0.41 | 105 | 1% | 8.08 | 75 | 94.9% | 233,000 | 19.5% | 253,723 | 29.9% |
| Feb-14 | 19 | 138% | 29 | 16% | 0.66 | 104 | -10% | 5.47 | 73 | 95.2% | 165,000 | 0.3% | 175,686 | -15.8% |
| Mar-14 | 21 | 11% | 40 | 21% | 0.53 | 105 | -13% | 5.00 | 75 | 95.8% | 145,000 | -31.0% | 188,681 | -31.5% |
| Apr-14 | 32 | 7% | 56 | -10% | 0.57 | 119 | -13% | 3.72 | 56 | 96.7% | 210,000 | 2.6% | 228,978 | 6.0% |
| May-14 | 37 | 61% | 59 | -3% | 0.63 | 130 | -18% | 3.51 | 54 | 96.3% | 224,900 | 15.3% | 246,930 | 12.4% |
| Jun-14 | 22 | 16% | 44 | 0% | 0.50 | 139 | -18% | 6.32 | 63 | 95.7% | 156,500 | -30.4% | 176,795 | -24.5% |
| Jul-14 | 23 | -23% | 42 | 0% | 0.55 | 137 | -10% | 5.96 | 75 | 95.6% | 218,000 | 7.1% | 249,126 | 28.0% |
| Aug-14 | 20 | -26% | 52 | 44% | 0.38 | 150 | 15% | 7.50 | 69 | 96.4% | 201,500 | 1.3% | 204,303 | -5.3% |
| Sep-14 | 43 | 43% | 32 | -37% | 1.34 | 114 | -7% | 2.65 | 61 | 95.9% | 186,000 | 4.8% | 216,877 | 1.9% |
| Oct-14 | 24 | 4% | 17 | -66% | 1.41 | 89 | -33% | 3.71 | 86 | 96.0% | 202,500 | 9.5% | 203,200 | -1.6% |
| Nov-14 | 19 | -5% | 23 | -8% | 0.83 | 78 | -33% | 4.11 | 87 | 94.2% | 164,000 | -12.5% | 205,021 | -8.9% |
| Dec-14 | 15 | 50% | 16 | -20% | 0.94 | 63 | -41% | 4.20 | 63 | 95.4% | 185,000 | 10.4% | 183,687 | -7.9% |
| 2014 | 288 | 15% | 442 | -9% | 0.65 | 111 | -15% | 4.63 | 68 | 95.8% | 199,450 | 2.3% | 213,962 | -1.5% |
| Jan-15 | 5 | -62% | 21 | -34% | 0.24 | 70 | -33% | 14.00 | 73 | 95.4% | 102,000 | -56.2% | 208,300 | -17.9% |
| Feb-15 | 7 | -63% | 14 | -52% | 0.50 | 71 | -32% | 10.14 | 44 | 96.7% | 230,000 | 39.4% | 275,929 | 57.1% |
| Mar-15 | 16 | -24% | 44 | 10% | 0.36 | 90 | -14% | 5.63 | 47 | 97.1% | 224,500 | 54.8% | 238,094 | 26.2% |
| Apr-15 | 14 | -56% | 40 | -29% | 0.35 | 111 | -7% | 7.93 | 37 | 95.5% | 228,750 | 8.9% | 232,750 | 1.6% |
| May-15 | 32 | -14% | 51 | -14% | 0.63 | 119 | -8% | 3.72 | 52 | 97.1% | 234,750 | 4.4% | 256,553 | 3.9% |
| Jun-15 | 38 | 73% | 54 | 23% | 0.70 | 115 | -17% | 3.03 | 48 | 96.5% | 220,500 | 40.9% | 242,770 | 37.3% |
| Jul-15 | 28 | 22% | 57 | 36% | 0.49 | 129 | -6% | 4.61 | 52 | 96.5% | 185,000 | -15.1% | 216,943 | -12.9% |
| Aug-15 | 24 | 20% | 47 | -10% | 0.51 | 133 | -11% | 5.54 | 55 | 96.0% | 283,000 | 40.4% | 276,079 | 35.1% |
| Sep-15 | 25 | -42% | 55 | 72% | 0.45 | 137 | 20% | 5.48 | 45 | 97.0% | 250,000 | 34.4% | 248,636 | 14.6% |
| Oct-15 | 26 | 8% | 30 | 76% | 0.87 | 121 | 36% | 4.65 | 47 | 94.6% | 182,000 | -10.1% | 224,419 | 10.4% |
| Nov-15 | 19 | 0% | 36 | 57% | 0.53 | 114 | 46% | 6.00 | 53 | 96.1% | 185,000 | 12.8% | 212,211 | 3.5% |
| Dec-15 | 12 | -20% | 13 | -19% | 0.92 | 96 | 52% | 8.00 | 55 | 96.8% | 202,500 | 9.5% | 181,083 | -1.4% |
| 2015 | 246 | -15% | 462 | 5% | 0.53 | 109 | -2% | 5.31 | 50 | 96.4% | 215,000 | 7.8% | 237,529 | 11.0% |
| Jan-16 | 8 | 60% | 18 | -14% | 0.44 | 96 | 37% | 12.00 | 82 | 93.8% | 151,000 | 48.0% | 139,625 | -33.0% |
| Feb-16 | 6 | -14% | 32 | 129% | 0.19 | 105 | 48% | 17.50 | 66 | 94.9% | 212,250 | -7.7% | 199,083 | -27.8% |
| Mar-16 | 18 | 13% | 42 | -5% | 0.43 | 114 | 27% | 6.33 | 67 | 94.6% | 190,000 | -15.4% | 201,750 | -15.3% |
| Apr-16 | 30 | 114% | 63 | 58% | 0.48 | 138 | 24% | 4.60 | 58 | 94.4% | 220,000 | -3.8% | 227,297 | -2.3% |
| May-16 | 29 | -9% | 54 | 6% | 0.54 | 143 | 20% | 4.93 | 64 | 97.1% | 211,000 | -10.1% | 236,183 | -7.9% |
| Jun-16 | 23 | -39% | 52 | -4% | 0.44 | 147 | 28% | 6.39 | 52 | 94.8% | 255,000 | 15.6% | 265,800 | 9.5% |
| Jul-16 | 24 | -14% | 45 | -21% | 0.53 | 147 | 14% | 6.13 | 56 | 96.4% | 212,500 | 14.9% | 213,771 | -1.5% |
| Aug-16 | 31 | 29% | 45 | -4% | 0.69 | 143 | 8% | 4.61 | 60 | 94.6% | 190,000 | -32.9% | 188,790 | -31.6% |
| Sep-16 | 30 | 20% | 40 | -27% | 0.75 | 123 | -10% | 4.10 | 67 | 96.3% | 217,250 | -13.1% | 245,973 | -1.1% |
| Oct-16 | 8 | -69% | 31 | 3% | 0.26 | 116 | -4% | 14.50 | 56 | 95.3% | 158,500 | -12.9% | 161,000 | -28.3% |
| Nov-16 | 16 | -16% | 21 | -42% | 0.76 | 99 | -13% | 6.19 | 74 | 95.5% | 222,500 | 20.3% | 204,125 | 13.2% |
| Dec-16 | 6 | -50% | 18 | 38% | 0.33 | 88 | -8% | 14.67 | 58 | 94.6% | 237,500 | 17.3% | 228,333 | 26.1% |
| 2016 | 229 | -7% | 461 | 0% | 0.50 | 122 | 12% | 6.37 | 62 | 95.4% | 206,900 | -3.8% | 220,903 | -7.0% |
| Jan-17 | 4 | -50% | 18 | 0% | 0.22 | 87 | -9% | 21.75 | 100 | 94.3% | 180,500 | 19.5% | 176,750 | 26.6% |
| Feb-17 | 8 | 33% | 32 | 0% | 0.25 | 101 | -4% | 12.63 | 73 | 93.5% | 248,000 | 16.8% | 281,563 | 41.4% |
| Mar-17 | 23 | 28% | 47 | 12% | 0.49 | 114 | 0% | 4.96 | 75 | 95.5% | 229,500 | 20.8% | 231,448 | 14.7% |
| Apr-17 | 20 | -33% | 50 | -21% | 0.40 | 128 | -7% | 6.40 | 80 | 96.6% | 247,500 | 12.5% | 283,820 | 24.9% |
| May-17 | 30 | 3% | 62 | 15% | 0.48 | 146 | 2% | 4.87 | 38 | 97.1% | 252,000 | 19.4% | 259,373 | 9.8% |
| Jun-17 | 20 | -13% | 39 | -25% | 0.51 | 152 | 3% | 7.60 | 60 | 96.6% | 180,000 | -29.4% | 226,890 | -14.6% |
| Jul-17 | 23 | -4% | 36 | -20% | 0.64 | 143 | -3% | 6.22 | 43 | 95.7% | 245,000 | 15.3% | 234,196 | 9.6% |
| Aug-17 | 20 | -35% | 46 | 2% | 0.43 | 141 | -1% | 7.05 | 65 | 94.8% | 192,500 | 1.3% | 211,478 | 12.0% |
| Sep-17 | 24 | -20% | 42 | 5% | 0.57 | 133 | 8% | 5.54 | 44 | 93.7% | 189,000 | -13.0% | 199,448 | -18.9% |
| Oct-17 | 11 | 38% | 27 | -13% | 0.41 | 125 | 8% | 11.36 | 49 | 96.6% | 148,000 | -6.6% | 190,636 | 18.4% |
| Nov-17 | 11 | -31% | 27 | 29% | 0.41 | 116 | 17% | 10.55 | 62 | 94.8% | 169,000 | -24.0% | 200,545 | -16.5% |
| Dec-17 | 13 | 117% | 17 | -6% | 0.76 | 99 | 13% | 7.62 | 77 | 95.6% | 217,000 | -8.6% | 201,838 | -11.6% |
| 2017 | 207 | -10% | 443 | -4% | 0.47 | 124 | 2% | 7.17 | 59 | 95.7% | 220,000 | 6.3% | 229,990 | 4.1% |
| Jan-18 | 12 | 200% | 34 | 89% | 0.35 | 104 | 20% | 8.67 | 57 | 93.9% | 171,500 | -5.0% | 219,667 | 24.3% |
| Feb-18 | 14 | 75% | 32 | 0% | 0.44 | 103 | 2% | 7.36 | 41 | 95.9% | 248,500 | 0.2% | 259,157 | -8.0% |
| Mar-18 | 13 | -43% | 52 | 11% | 0.25 | 128 | 12% | 9.85 | 58 | 93.2% | 215,000 | -6.3% | 232,788 | 0.6% |
| Apr-18 | 11 | -45% | 51 | 2% | 0.22 | 153 | 20% | 13.91 | 77 | 95.0% | 225,000 | -9.1% | 236,936 | -16.5% |
| May-18 | 16 | -47% | 50 | -19% | 0.32 | 172 | 18% | 10.75 | 85 | 94.8% | 205,000 | -18.7% | 202,609 | -21.9% |
| Jun-18 | 23 | 15% | 50 | 28% | 0.46 | 179 | 18% | 7.78 | 44 | 96.0% | 226,000 | 25.6% | 234,509 | 3.4% |
| Jul-18 | 18 | -22% | 40 | 11% | 0.45 | 189 | 32% | 10.50 | 79 | 96.3% | 286,250 | 16.8% | 309,636 | 32.2% |
| Aug-18 | 11 | -45% | 35 | -24% | 0.31 | 188 | 33% | 17.09 | 79 | 96.7% | 243,500 | 26.5% | 248,045 | 17.3% |
| Sep-18 | 14 | -42% | 32 | -24% | 0.44 | 161 | 21% | 11.50 | 98 | 94.3% | 165,000 | -12.7% | 195,064 | -2.2% |
| Oct-18 | 11 | 0% | 31 | 15% | 0.35 | 151 | 21% | 13.73 | 97 | 91.8% | 208,000 | 40.5% | 201,455 | 5.7% |
| Nov-18 | 16 | 45% | 25 | -7% | 0.64 | 138 | 19% | 8.63 | 101 | 92.8% | 177,000 | 4.7% | 182,125 | -9.2% |
| Dec-18 | 6 | -54% | 10 | -41% | 0.60 | 116 | 17% | 19.33 | 38 | 89.7% | 138,000 | -36.4% | 147,917 | -26.7% |
| 2018 | 165 | -20% | 442 | 0% | 0.37 | 149 | 20% | 10.80 | 72 | 94.8% | 205,000 | -6.8% | 227,773 | -1.0% |

| NORTH BATTLEFORD CA | | | | | | | | | | | | | | |
|---------------------|------------|------------|--------------|-------------|-------------|------------|-------------|------------------|------------|--------------|----------------|---------------|----------------|--------------|
| | Sales | Y/Y% | New Listings | Y/Y% | S/NL Ratio | Inventory | Y/Y% | Months of Supply | DOM | SP/LP | Median Price | Y/Y% | Average Price | Y/Y% |
| Jan-19 | 6 | -50% | 27 | -21% | 0.22 | 122 | 17% | 20.33 | 106 | 93.9% | 165,250 | -3.6% | 166,917 | -24.0% |
| Feb-19 | 13 | -7% | 26 | -19% | 0.50 | 122 | 18% | 9.38 | 69 | 95.7% | 220,000 | -11.5% | 221,531 | -14.5% |
| Mar-19 | 9 | -31% | 40 | -23% | 0.23 | 141 | 10% | 15.67 | 90 | 89.6% | 100,000 | -53.5% | 137,989 | -40.7% |
| Apr-19 | 11 | 0% | 54 | 6% | 0.20 | 172 | 12% | 15.64 | 110 | 94.2% | 240,000 | 6.7% | 236,209 | -0.3% |
| May-19 | 24 | 50% | 52 | 4% | 0.46 | 188 | 9% | 7.83 | 92 | 94.9% | 217,000 | 5.9% | 233,896 | 15.4% |
| Jun-19 | 15 | -35% | 29 | -42% | 0.52 | 176 | -2% | 11.73 | 71 | 92.9% | 175,000 | -22.6% | 167,500 | -28.6% |
| Jul-19 | 13 | -28% | 40 | 0% | 0.33 | 184 | -3% | 14.15 | 59 | 95.3% | 177,000 | -38.2% | 227,769 | -26.4% |
| Aug-19 | 9 | -18% | 30 | -14% | 0.30 | 184 | -2% | 20.44 | 63 | 92.6% | 165,000 | -32.2% | 182,322 | -26.5% |
| Sep-19 | 16 | 14% | 35 | 9% | 0.46 | 174 | 8% | 10.88 | 129 | 93.7% | 218,750 | 32.6% | 214,906 | 10.2% |
| Oct-19 | 20 | 82% | 37 | 19% | 0.54 | 162 | 7% | 8.10 | 85 | 95.6% | 238,500 | 14.7% | 251,860 | 25.0% |
| Nov-19 | 11 | -31% | 25 | 0% | 0.44 | 152 | 10% | 13.82 | 130 | 94.7% | 180,000 | 1.7% | 201,818 | 10.8% |
| Dec-19 | 6 | 0% | 11 | 10% | 0.55 | 141 | 22% | 23.50 | 38 | 94.9% | 210,000 | 52.2% | 212,500 | 43.7% |
| 2019 | 153 | -7% | 406 | -8% | 0.38 | 160 | 8% | 12.54 | 89 | 94.4% | 206,000 | 0.5% | 211,897 | -7.0% |
| Jan-20 | 9 | 50% | 30 | 11% | 0.30 | 144 | 18% | 16.00 | 102 | 92.9% | 140,000 | -15.3% | 138,889 | -16.8% |
| Feb-20 | 8 | -38% | 29 | 12% | 0.28 | 151 | 24% | 18.88 | 33 | 96.4% | 139,500 | -36.6% | 167,900 | -24.2% |
| Mar-20 | 24 | 167% | 32 | -20% | 0.75 | 148 | 5% | 6.17 | 154 | 92.4% | 134,500 | 34.5% | 166,325 | 20.5% |
| Apr-20 | 12 | 9% | 28 | -48% | 0.43 | 149 | -13% | 12.42 | 90 | 94.2% | 202,450 | -15.6% | 194,275 | -17.8% |
| May-20 | 12 | -50% | 34 | -35% | 0.35 | 156 | -17% | 13.00 | 145 | 92.5% | 201,250 | -7.3% | 208,292 | -10.9% |
| Jun-20 | 28 | 87% | 44 | 52% | 0.64 | 158 | -10% | 5.64 | 99 | 92.8% | 186,250 | 6.4% | 204,639 | 22.2% |
| Jul-20 | 21 | 62% | 42 | 5% | 0.50 | 157 | -15% | 7.48 | 106 | 95.0% | 210,000 | 18.6% | 231,395 | 1.6% |
| Aug-20 | 28 | 211% | 24 | -20% | 1.17 | 140 | -24% | 5.00 | 65 | 95.2% | 221,750 | 34.4% | 230,120 | 26.2% |
| Sep-20 | 13 | -19% | 26 | -26% | 0.50 | 137 | -21% | 10.54 | 104 | 95.0% | 245,000 | 12.0% | 249,308 | 16.0% |
| Oct-20 | 17 | -15% | 28 | -24% | 0.61 | 131 | -19% | 7.71 | 122 | 94.4% | 200,000 | -16.1% | 225,500 | -10.5% |
| Nov-20 | 19 | 73% | 21 | -16% | 0.90 | 117 | -23% | 6.16 | 121 | 92.9% | 178,000 | -1.1% | 193,263 | -4.2% |
| Dec-20 | 23 | 283% | 15 | 36% | 1.51 | 86 | -39% | 3.74 | 69 | 95.8% | 195,000 | -7.1% | 202,952 | -4.5% |
| 2020 | 214 | 40% | 353 | -13% | 0.63 | 140 | -13% | 7.82 | 102 | 94.1% | 189,950 | -7.8% | 204,966 | -3.3% |
| Jan-21 | 23 | 156% | 31 | 3% | 0.74 | 85 | -41% | 3.70 | 82 | 92.6% | 150,000 | 7.1% | 200,609 | 44.4% |
| Feb-21 | 16 | 100% | 27 | -7% | 0.59 | 88 | -42% | 5.50 | 97 | 93.9% | 160,000 | 14.7% | 205,213 | 22.2% |
| Mar-21 | 27 | 13% | 56 | 75% | 0.48 | 104 | -30% | 3.85 | 61 | 96.5% | 244,000 | 81.4% | 263,600 | 58.5% |
| Apr-21 | 19 | 58% | 57 | 104% | 0.33 | 118 | -21% | 6.21 | 78 | 95.7% | 243,900 | 20.5% | 251,258 | 29.3% |
| May-21 | 27 | 125% | 31 | -9% | 0.87 | 111 | -29% | 4.11 | 76 | 95.3% | 232,000 | 15.3% | 243,744 | 17.0% |
| Jun-21 | 32 | 14% | 56 | 27% | 0.57 | 124 | -22% | 3.88 | 36 | 96.3% | 199,000 | 6.8% | 219,713 | 7.4% |
| Jul-21 | 25 | 19% | 33 | -21% | 0.76 | 123 | -22% | 4.92 | 54 | 94.4% | 165,000 | -21.4% | 198,852 | -14.1% |
| Aug-21 | 21 | -25% | 29 | 21% | 0.72 | 123 | -12% | 5.86 | 56 | 94.9% | 170,000 | -23.3% | 194,288 | -15.6% |
| Sep-21 | 20 | 54% | 37 | 42% | 0.54 | 121 | -12% | 6.05 | 55 | 95.9% | 176,000 | -28.2% | 208,035 | -16.6% |
| Oct-21 | 13 | -24% | 25 | -11% | 0.52 | 118 | -10% | 9.08 | 90 | 94.9% | 252,500 | 26.3% | 245,885 | 9.0% |
| Nov-21 | 17 | -11% | 26 | 24% | 0.65 | 113 | -3% | 6.65 | 70 | 96.3% | 172,000 | -3.4% | 234,553 | 21.4% |
| Dec-21 | 8 | -65% | 15 | 0% | 0.53 | 96 | 12% | 12.00 | 52 | 94.8% | 325,000 | 66.7% | 283,125 | 39.5% |
| 2021 | 248 | 16% | 423 | 20% | 0.59 | 110 | -21% | 5.34 | 65 | 95.2% | 199,950 | 5.3% | 226,054 | 10.3% |
| Jan-22 | 7 | -70% | 23 | -26% | 0.30 | 94 | 11% | 13.43 | 101 | 92.1% | 175,000 | 16.7% | 216,929 | 8.1% |
| Feb-22 | 18 | 13% | 42 | 56% | 0.43 | 110 | 25% | 6.11 | 73 | 96.1% | 226,000 | 41.3% | 230,554 | 12.3% |
| Mar-22 | 26 | -4% | 31 | -45% | 0.84 | 105 | 1% | 4.04 | 67 | 94.8% | 216,500 | -11.3% | 241,842 | -8.3% |
| Apr-22 | 27 | 42% | 42 | -26% | 0.64 | 105 | -11% | 3.89 | 57 | 96.1% | 214,000 | -12.3% | 241,578 | -3.9% |
| May-22 | 25 | -7% | 49 | 58% | 0.51 | 113 | 2% | 4.52 | 77 | 95.7% | 234,000 | 0.9% | 270,754 | 11.1% |
| Jun-22 | 33 | 3% | 47 | -16% | 0.70 | 113 | -9% | 3.42 | 70 | 95.0% | 184,000 | -7.5% | 232,579 | 5.9% |
| Jul-22 | 20 | -20% | 27 | -18% | 0.74 | 110 | -11% | 5.50 | 79 | 96.3% | 165,500 | 0.3% | 179,425 | -9.8% |
| Aug-22 | 21 | 0% | 32 | 10% | 0.66 | 110 | -11% | 5.24 | 69 | 93.6% | 158,000 | -7.1% | 179,315 | -7.7% |
| Sep-22 | 18 | -10% | 48 | 30% | 0.38 | 127 | 5% | 7.06 | 71 | 95.9% | 207,500 | 17.9% | 209,108 | 0.5% |
| Oct-22 | 12 | -8% | 43 | 72% | 0.28 | 132 | 12% | 11.00 | 70 | 94.6% | 147,000 | -41.8% | 146,042 | -40.6% |
| Nov-22 | 23 | 35% | 17 | -35% | 1.35 | 111 | -2% | 4.83 | 68 | 95.2% | 200,000 | 16.3% | 205,509 | -12.4% |
| Dec-22 | 9 | 13% | 11 | -27% | 0.82 | 99 | 3% | 11.00 | 57 | 93.2% | 135,000 | -58.5% | 152,467 | -46.1% |
| 2022 | 239 | -4% | 412 | -3% | 0.58 | 111 | 0% | 5.56 | 70 | 95.2% | 203,450 | 1.8% | 217,123 | -4.0% |
| Jan-23 | 14 | 100% | 27 | 17% | 0.52 | 107 | 14% | 7.64 | 85 | 93.3% | 173,000 | -1.1% | 182,457 | -15.9% |
| Feb-23 | 19 | 6% | 22 | -48% | 0.86 | 103 | -6% | 5.42 | 70 | 94.6% | 138,000 | -38.9% | 208,737 | -9.5% |
| Mar-23 | 26 | 0% | 31 | 0% | 0.84 | 97 | -8% | 3.73 | 80 | 95.2% | 208,750 | -3.6% | 240,348 | -0.6% |
| Apr-23 | 19 | -30% | 29 | -31% | 0.66 | 98 | -7% | 5.16 | 99 | 94.3% | 180,000 | -15.9% | 189,921 | -21.4% |
| May-23 | 28 | 12% | 36 | -27% | 0.78 | 92 | -19% | 3.29 | 77 | 95.4% | 245,438 | 4.9% | 240,047 | -11.3% |
| Jun-23 | 23 | -30% | 36 | -23% | 0.64 | 99 | -12% | 4.30 | 70 | 96.3% | 224,000 | 21.7% | 243,257 | 4.6% |
| Jul-23 | 18 | -10% | 33 | 22% | 0.55 | 102 | -7% | 5.67 | 39 | 96.5% | 208,500 | 26.0% | 225,306 | 25.6% |
| Aug-23 | 15 | -29% | 27 | -16% | 0.56 | 103 | -6% | 6.87 | 66 | 94.0% | 215,000 | 36.1% | 227,738 | 27.0% |
| Sep-23 | 18 | 0% | 28 | -42% | 0.64 | 97 | -24% | 5.39 | 56 | 96.0% | 210,000 | 1.2% | 206,383 | -1.3% |
| Oct-23 | 19 | 58% | 25 | -42% | 0.76 | 94 | -29% | 4.95 | 81 | 94.6% | 234,000 | 59.2% | 223,342 | 52.9% |
| Nov-23 | 20 | -13% | 23 | 35% | 0.87 | 88 | -21% | 4.40 | 88 | 93.7% | 169,000 | -15.5% | 164,295 | -20.1% |
| Dec-23 | 13 | 44% | 13 | 18% | 1.00 | 67 | -32% | 5.15 | 47 | 94.1% | 167,000 | 23.7% | 191,800 | 25.8% |
| 2023 | 232 | -3% | 330 | -20% | 0.70 | 96 | -14% | 4.94 | 73 | 95.0% | 200,000 | -1.7% | 215,101 | -0.9% |
| Jan-24 | 15 | 7% | 36 | 33% | 0.42 | 79 | -26% | 5.27 | 72 | 94.8% | 165,000 | -4.6% | 186,887 | 2.4% |
| Feb-24 | 17 | -11% | 17 | -23% | 1.00 | 77 | -25% | 4.53 | 70 | 95.3% | 166,000 | 20.3% | 191,547 | -8.2% |
| Mar-24 | 10 | -62% | 28 | -10% | 0.36 | 88 | -9% | 8.80 | 98 | 92.4% | 241,250 | 15.6% | 224,250 | -6.7% |
| Apr-24 | 27 | 42% | 45 | 55% | 0.60 | 99 | 1% | 3.67 | 85 | 96.7% | 160,000 | -11.1% | 215,456 | 13.4% |
| May-24 | 29 | 4% | 50 | 39% | 0.58 | 108 | 17% | 3.72 | 45 | 96.0% | 175,000 | -28.7% | 223,734 | -6.8% |
| Jun-24 | 24 | 4% | 37 | 3% | 0.65 | 106 | 7% | 4.42 | 55 | 96.6% | 245,250 | 9.5% | 255,433 | 5.0% |
| Jul-24 | 20 | 11% | 35 | 6% | 0.57 | 110 | 8% | 5.50 | 55 | 96.9% | 223,450 | 7.2% | 216,275 | -4.0% |
| Aug-24 | 21 | 40% | 38 | 41% | 0.55 | 109 | 6% | 5.19 | 58 | 96.1% | 200,000 | -7.0% | 207,205 | -9.0% |
| Sep-24 | | | | | | | | | | | | | | |
| Oct-24 | | | | | | | | | | | | | | |
| Nov-24 | | | | | | | | | | | | | | |
| Dec-24 | | | | | | | | | | | | | | |
| 2024 | 163 | 1% | 286 | 19% | 0.57 | 97 | -3% | 4.76 | 64 | 95.9% | 190,000 | -11.6% | 217,269 | -2.7% |