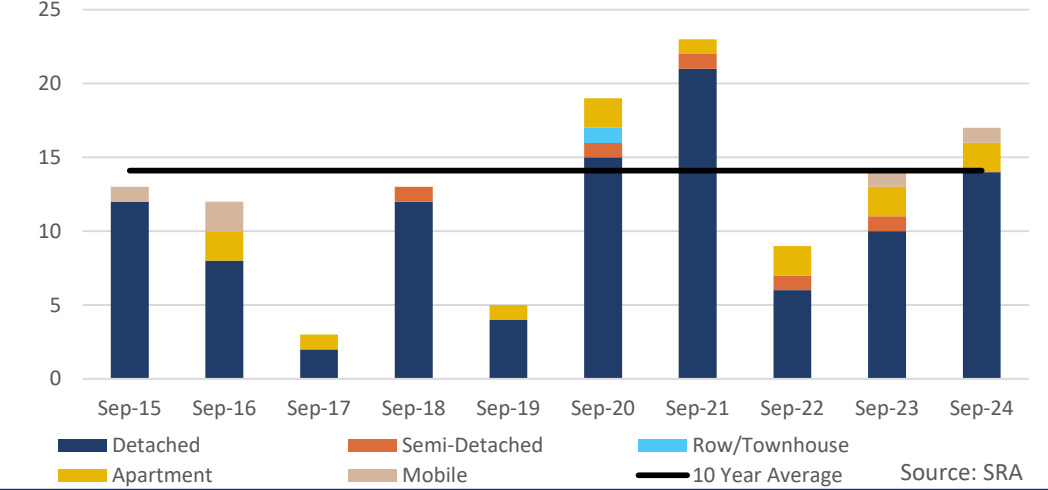


Monthly Sales Comparison



SALES

18

↑ 12.5% Y/Y | ↓ 5.3% YTD

VS. 10-YEAR AVERAGE

↑ 27.7% | ↑ 10.2% YTD

NEW LISTINGS

21

↑ 5.0% Y/Y | ↓ 9.6% YTD

VS. 10-YEAR AVERAGE

↓ 36.7% | ↓ 35.5% YTD

TOTAL RESIDENTIAL BENCHMARK PRICE

\$ 208,900 ↑ **3.3%** Y/Y

Monthly trend*

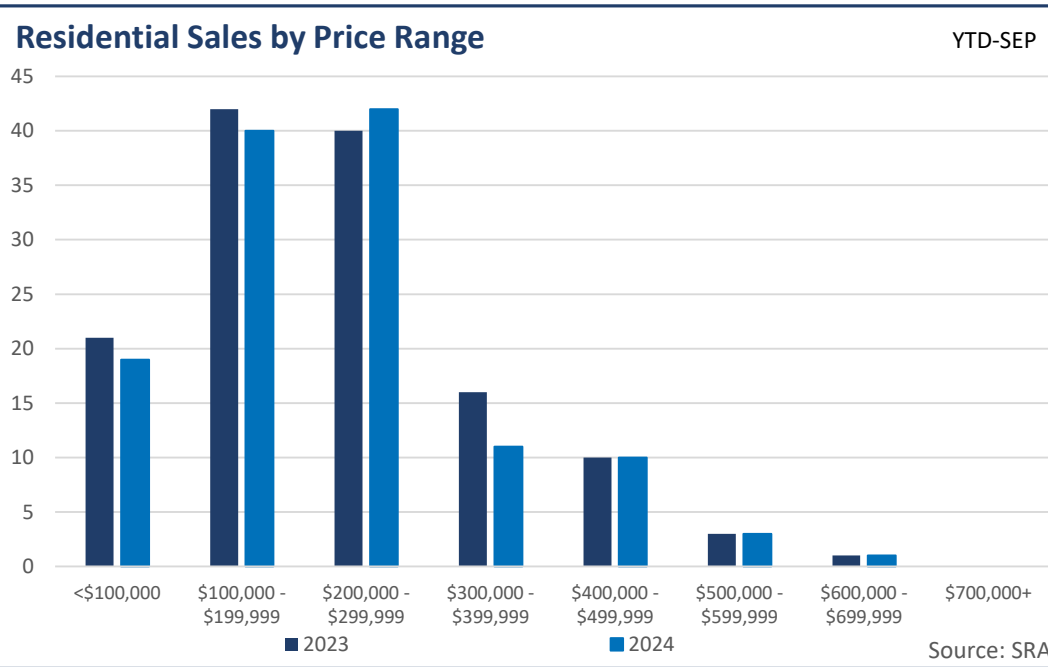
INVENTORY

69

↓ 27.4% Y/Y | Monthly trend*

VS. 10-YEAR AVERAGE

↓ 59.2% | ↓ 53.6% YTD



MONTHS OF SUPPLY

3.83

↓ 35.4% Y/Y | Monthly trend*

VS. 10-YEAR AVERAGE

↓ 80.1% | ↓ 62.1% YTD



ESTEVAN - SEPTEMBER 2024

September 2024

	Sales		New Listings		Inventory		Months of Supply		DOM	Benchmark		Avg Price	
	Actual	Y/Y%	Actual	Y/Y%	Actual	Y/Y%	Actual	Y/Y%	Actual	Actual	Y/Y%	Actual	Y/Y%
Detached	14	40%	13	-28%	37	-49%	2.64	-63%	79	\$196,700	2%	\$229,921	4%
Semi-Detached	0	-100%	0	-100%	5	400%	-	-	-	-	-	-	-
Row/Townhouse	0	-	6	-	10	400%	-	-	-	-	-	-	-
Apartment	2	0%	1	0%	13	-13%	6.50	-13%	106	\$304,900	5%	\$87,000	-58%
Acreage	0	-	0	-	0	-	-	-	-	-	-	-	-
Mobile	1	0%	0	-	2	-50%	2.00	-50%	100	-	-	\$65,000	-4%
Mutli-Family	1	-50%	1	-	2	100%	2.00	300%	29	-	-	\$192,000	-31%
Total Residential	18	13%	21	5%	69	-27%	3.83	-35%	81	\$208,900	3%	\$202,772	-7%

10-Year Averages

	Sales		New Listings		Inventory		Months of Supply		DOM	Benchmark		Avg Price	
	Avg	%Diff	Avg	%Diff	Avg	%Diff	Avg	%Diff	Avg	Avg	%Diff	Avg	%Diff
Total Residential	14	28%	33	-37%	169	-59%	19.24	-80%	91	\$240,570	-13%	\$255,052	-20%

Year-to-Date

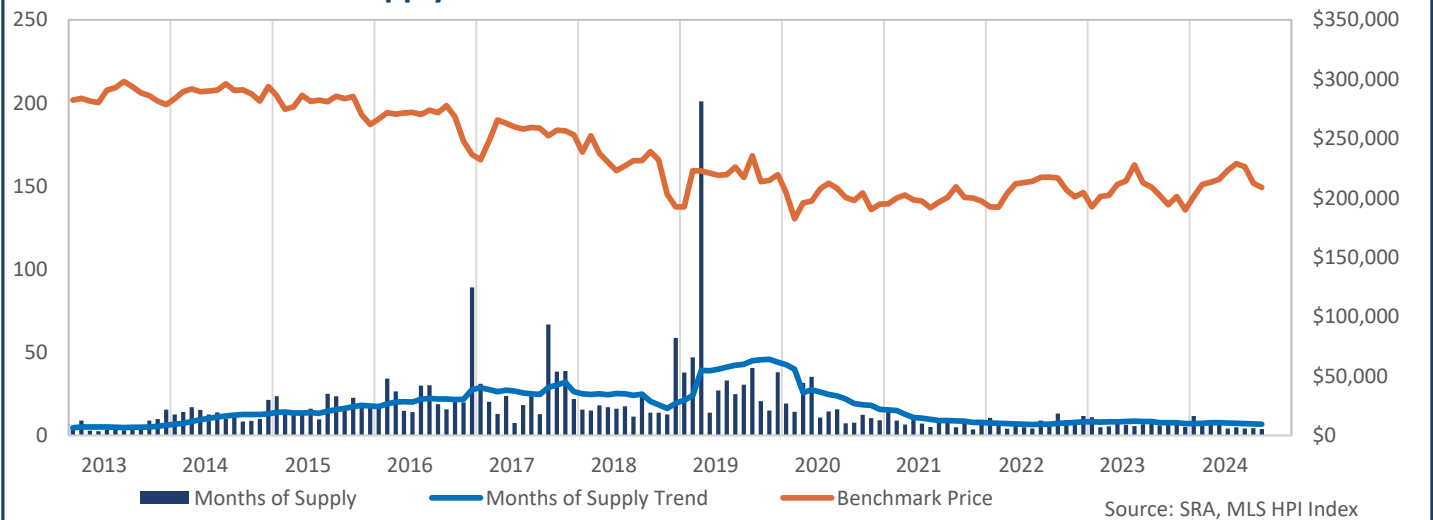
September 2024

	Sales		New Listings		Inventory		Months of Supply		DOM	Benchmark		Avg Price	
	Actual	Y/Y%	Actual	Y/Y%	Actual	Y/Y%	Actual	Y/Y%	Actual	Actual	Y/Y%	Actual	Y/Y%
Detached	96	-2%	132	-23%	45	-31%	4.19	-30%	74	\$205,478	4%	\$241,502	-1%
Semi-Detached	3	0%	7	133%	5	444%	16.33	444%	122	-	-	\$457,833	60%
Row/Townhouse	5	-29%	16	167%	4	-26%	6.80	3%	36	-	-	\$204,180	7%
Apartment	18	-10%	32	14%	18	-7%	9.00	3%	84	\$299,233	5%	\$99,050	-18%
Acreage	0	-	0	-	0	-	-	-	-	-	-	-	-
Mobile	2	0%	4	-20%	3	4%	13.50	4%	72	-	-	\$92,500	1%
Mutli-Family	2	-33%	6	20%	2	-24%	11.00	14%	41	-	-	\$208,000	-11%
Total Residential	126	-5%	197	-10%	77	-20%	5.52	-16%	74	\$215,744	4%	\$221,925	0%

10-Year Averages

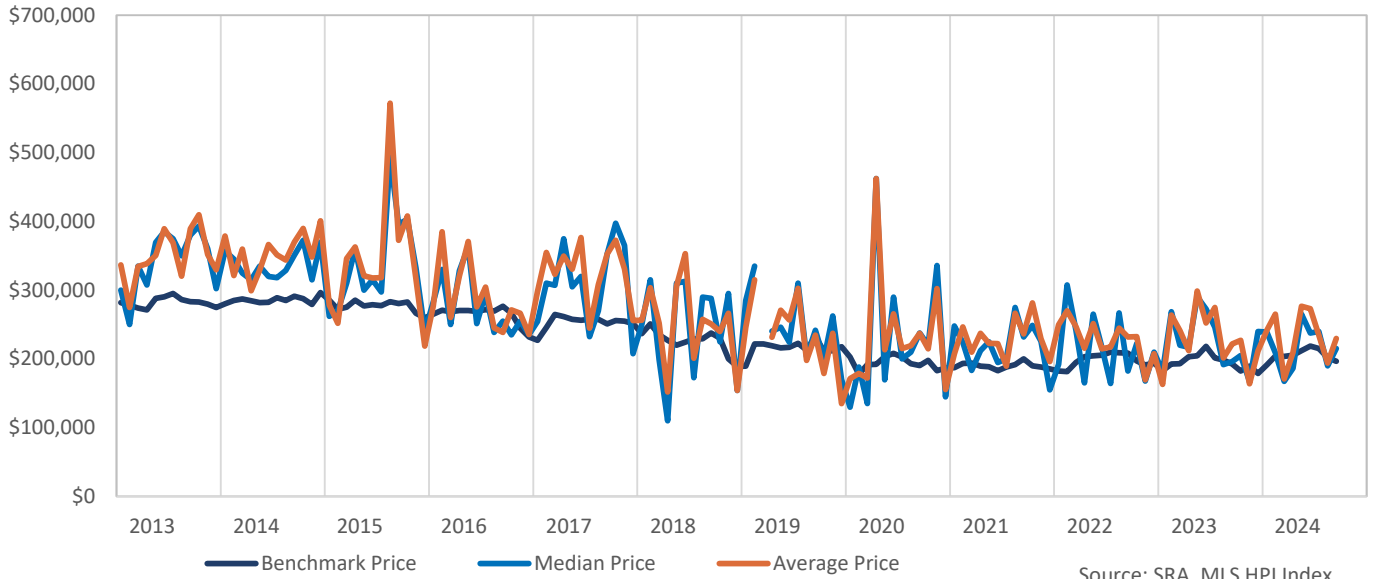
	Sales		New Listings		Inventory		Months of Supply		DOM	Benchmark		Avg Price	
	Avg	%Diff	Avg	%Diff	Avg	%Diff	Avg	%Diff	Avg	Avg	%Diff	Avg	%Diff
Total Residential	114	10%	306	-36%	167	-54%	14.58	-62%	96	\$237,021	-9%	\$253,910	-13%

Residential Months of Supply and Price

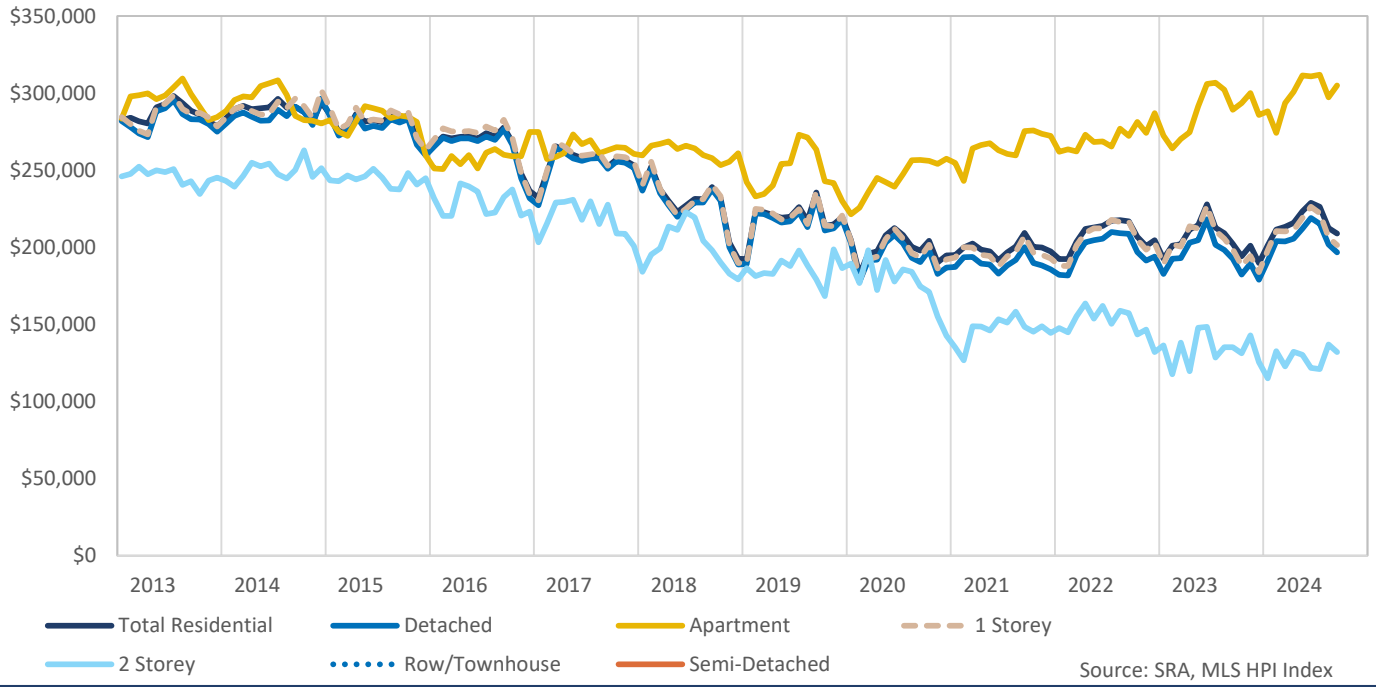




Detached Pricing



Benchmark Price





HPI Benchmark Attributes

	Composite
Bedrooms, Above Ground	-
Bathrooms, Full	-
Bathrooms, Half	-
Garage	-
Gross Living Area, Above Ground (Sq. Ft.)	-
Lot Size	-
Fireplaces, Number of	-
Year Built	-
September 2024 Benchmark Price	\$208,900
Detached Share of Sales, Last 3 Years	86%
Semi-Detached Share of Sales, Last 3 Years	-
Apartment Share of Sales, Last 3 Years	11%
Townhouse Share of Sales, Last 3 Years	-

	Detached	1 Storey	2 Storey
Bedrooms, Above Ground	-	-	-
Bathrooms, Full	-	-	-
Bathrooms, Half	-	-	-
Garage	-	-	-
Gross Living Area, Above Ground (Sq. Ft.)	-	-	-
Lot Size	-	-	-
Fireplaces, Number of	-	-	-
Year Built	-	-	-
September 2024 Benchmark Price	\$196,700	\$201,400	\$132,000
Share of Total Sales, Last 3 Years	86%	83%	6%

	Semi-Detached	Row/Townhouse	Apartment
Bedrooms, Above Ground	-	-	-
Bathrooms, Full	-	-	-
Bathrooms, Half	-	-	-
Garage	-	-	-
Gross Living Area, Above Ground (Sq. Ft.)	-	-	-
Fireplaces, Number of	-	-	-
Year Built	-	-	-
September 2024 Benchmark Price	-	-	\$304,900
Share of Total Sales, Last 3 Years	-	-	11%

ESTEVAN																	
	Sales	Y/Y%	New Listings	Y/Y%	S/NL Ratio	Inventory	Y/Y%	Months of Supply	DOM	SP/LP	Benchmark Price	Y/Y%	Median Price	Y/Y%	Average Price	Y/Y%	Index
Jan-13	16	-27%	36	-16%	0.44	88	19%	5.50	75	98.1%	282,300	14.1%	280,000	27.3%	321,225	40.8%	314.4
Feb-13	11	-63%	23	-67%	0.48	98	-7%	8.91	59	95.7%	284,000	10.9%	249,900	6.4%	247,973	-7.3%	316.3
Mar-13	28	-26%	32	-9%	0.88	80	-18%	2.86	91	96.2%	281,600	4.4%	281,000	20.9%	306,476	21.2%	313.6
Apr-13	33	22%	39	22%	0.85	84	-16%	2.55	49	97.3%	280,400	2.9%	286,000	24.4%	313,297	12.8%	312.2
May-13	25	-38%	39	-43%	0.64	89	-28%	3.56	39	97.2%	290,800	6.8%	340,000	47.9%	324,292	34.9%	323.8
Jun-13	26	4%	35	13%	0.74	90	-24%	3.46	48	97.0%	292,900	7.1%	370,000	68.2%	354,723	41.4%	326.2
Jul-13	28	17%	35	21%	0.80	87	-27%	3.11	64	97.5%	298,100	9.7%	335,500	42.2%	336,179	20.9%	332.0
Aug-13	21	-16%	86	139%	0.24	130	10%	6.19	44	96.3%	293,600	5.1%	325,000	29.0%	301,195	9.7%	326.9
Sep-13	29	21%	39	50%	0.74	123	10%	4.24	50	97.7%	288,600	3.4%	345,000	21.3%	337,578	9.3%	321.4
Oct-13	17	13%	56	143%	0.30	152	39%	8.94	64	97.3%	286,100	2.8%	325,000	22.6%	321,789	9.5%	318.6
Nov-13	15	-25%	25	150%	0.60	148	72%	9.87	52	96.1%	281,600	1.5%	300,000	27.1%	307,360	17.9%	313.6
Dec-13	9	-25%	19	36%	0.47	139	83%	15.44	60	95.0%	278,600	2.6%	297,000	-8.5%	322,389	3.5%	310.2
2013	258	-15%	464	11%	0.56	109	5%	5.07	57	97.0%	286,550	5.8%	310,000	30.7%	320,262	20.4%	319.1
Jan-14	11	-31%	28	-22%	0.39	139	58%	12.64	83	96.9%	283,600	0.5%	320,000	14.3%	306,136	-4.7%	315.8
Feb-14	16	45%	111	383%	0.14	224	129%	14.00	37	97.9%	289,500	1.9%	307,500	23.0%	293,170	18.2%	322.4
Mar-14	14	-50%	37	16%	0.38	238	198%	17.00	94	97.9%	291,700	3.6%	304,000	8.2%	344,545	12.4%	324.8
Apr-14	17	-48%	53	36%	0.32	260	210%	15.29	64	97.0%	289,600	3.3%	313,000	9.4%	290,614	-7.2%	322.5
May-14	21	-16%	37	-5%	0.57	264	197%	12.57	74	96.2%	290,100	-0.2%	290,000	-14.7%	287,233	-11.4%	323.1
Jun-14	19	-27%	35	0%	0.54	262	191%	13.79	83	96.5%	290,800	-0.7%	320,000	-13.5%	345,142	-2.7%	323.8
Jul-14	19	-32%	88	151%	0.22	191	120%	10.05	48	95.8%	296,200	-0.6%	305,000	-9.1%	330,502	-1.7%	329.8
Aug-14	17	-19%	52	-40%	0.33	208	60%	12.24	60	95.8%	290,600	-1.0%	293,000	-9.8%	317,945	5.6%	323.6
Sep-14	25	-14%	50	28%	0.50	211	72%	8.44	77	96.3%	291,100	0.9%	299,000	-13.3%	333,760	-1.1%	324.2
Oct-14	20	18%	22	-61%	0.91	175	15%	8.75	84	96.7%	287,600	0.5%	332,500	2.3%	344,979	7.2%	320.3
Nov-14	17	13%	24	-4%	0.71	168	14%	9.88	75	94.4%	281,600	0.0%	295,000	-1.7%	333,853	8.6%	313.6
Dec-14	7	-22%	49	158%	0.14	150	8%	21.43	93	97.0%	293,900	5.5%	370,000	24.6%	400,786	24.3%	327.3
2014	203	-21%	586	26%	0.35	208	90%	12.27	71	96.4%	289,692	1.1%	305,000	-1.6%	324,242	1.2%	322.6
Jan-15	7	-36%	39	39%	0.18	165	19%	23.57	88	95.2%	286,300	1.0%	282,900	-11.6%	294,938	-3.7%	318.8
Feb-15	12	-25%	35	-68%	0.34	174	-22%	14.50	91	94.8%	274,700	-5.1%	233,250	-24.1%	232,875	-20.6%	305.9
Mar-15	15	7%	43	16%	0.35	187	-21%	12.47	77	94.9%	276,600	-5.2%	305,000	0.3%	337,987	-1.9%	308.0
Apr-15	16	-6%	53	0%	0.30	211	-19%	13.19	94	94.5%	286,400	-1.1%	299,500	-4.3%	299,838	3.2%	318.9
May-15	14	-33%	41	11%	0.34	225	-15%	16.07	93	95.1%	281,400	-3.0%	297,500	2.6%	319,243	11.1%	313.4
Jun-15	23	21%	54	54%	0.43	223	-15%	9.70	55	96.7%	282,400	-2.9%	314,900	-1.6%	305,850	-11.4%	314.5
Jul-15	8	-58%	26	-70%	0.31	200	5%	25.00	60	94.1%	281,100	-5.1%	255,000	-16.4%	292,125	-11.6%	313.0
Aug-15	9	-47%	46	-12%	0.20	212	2%	23.56	104	110.4%	285,600	-1.7%	319,678	9.1%	387,898	22.0%	318.0
Sep-15	13	-48%	39	-22%	0.33	204	-3%	15.69	135	95.0%	283,600	-2.6%	377,000	26.1%	349,269	4.6%	315.8
Oct-15	9	-55%	27	23%	0.33	204	17%	22.67	102	94.7%	285,500	-0.7%	305,000	-8.3%	362,656	5.1%	317.9
Nov-15	11	-35%	24	0%	0.46	197	17%	17.91	146	92.2%	270,000	-4.1%	299,900	1.7%	289,582	-13.3%	300.7
Dec-15	9	29%	25	-49%	0.36	169	13%	18.78	93	92.5%	261,900	-10.9%	220,500	-40.4%	225,600	-43.7%	291.6
2015	146	-28%	452	-23%	0.32	198	-5%	16.24	92	95.9%	279,625	-3.5%	299,450	-1.8%	308,757	-4.8%	311.4
Jan-16	9	29%	31	-21%	0.29	168	2%	18.67	105	91.5%	266,500	-6.9%	290,000	2.5%	278,389	-5.6%	296.8
Feb-16	5	-58%	63	80%	0.08	171	-2%	34.20	95	96.8%	271,900	-1.0%	330,000	41.5%	384,980	65.3%	302.8
Mar-16	7	-53%	34	-21%	0.21	186	-1%	26.57	99	88.3%	270,600	-2.2%	250,000	-18.0%	260,429	-22.9%	301.3
Apr-16	13	-19%	26	-51%	0.50	191	-9%	14.69	110	93.3%	271,700	-5.1%	300,000	0.2%	298,538	-0.4%	302.6
May-16	14	0%	38	-7%	0.37	196	-13%	14.00	107	95.5%	272,100	-3.3%	330,000	10.9%	335,877	5.2%	303.0
Jun-16	7	-70%	42	-22%	0.17	210	-6%	30.00	184	91.9%	270,400	-4.2%	285,000	-9.5%	284,000	-13.7%	301.1
Jul-16	7	-13%	30	15%	0.23	211	6%	30.14	84	93.9%	273,900	-2.6%	275,000	7.8%	272,643	-6.7%	305.0
Aug-16	11	22%	33	-28%	0.33	206	-3%	18.73	105	95.1%	271,800	-4.8%	255,000	-20.2%	250,745	-35.4%	302.7
Sep-16	13	0%	45	15%	0.29	204	0%	15.69	95	92.7%	277,800	-2.0%	200,000	-46.9%	220,462	-36.9%	309.4
Oct-16	10	11%	27	0%	0.37	201	-1%	20.10	109	90.1%	268,200	-6.1%	230,000	-24.6%	242,900	-33.0%	298.7
Nov-16	10	-9%	30	25%	0.33	199	1%	19.90	124	94.6%	247,700	-8.3%	288,000	-4.0%	267,200	-7.7%	275.8
Dec-16	2	-78%	16	-36%	0.13	178	5%	89.00	92	96.5%	236,600	-9.7%	235,500	6.8%	235,500	4.4%	263.5
2016	108	-26%	415	-8%	0.26	193	-2%	21.49	109	93.3%	266,600	-4.7%	269,500	-10.0%	275,827	-10.7%	296.9
Jan-17	6	-33%	38	23%	0.16	186	11%	31.00	109	93.9%	232,100	-12.9%	254,500	-12.2%	279,996	0.6%	258.5
Feb-17	9	80%	22	-65%	0.41	183	7%	20.33	108	94.1%	248,100	-8.8%	275,000	-16.7%	296,833	-22.9%	276.3
Mar-17	14	100%	24	-29%	0.58	181	-3%	12.93	120	94.2%	265,600	-1.8%	302,500	21.0%	309,100	18.7%	295.8
Apr-17	8	-38%	34	31%	0.24	190	-1%	23.75	98	95.3%	262,900	-3.2%	346,000	15.3%	345,525	15.7%	292.8
May-17	25	79%	47	24%	0.53	188	-4%	7.52	112	93.6%	259,900	-4.5%	285,000	-13.6%	296,666	-11.7%	289.4
Jun-17	10	43%	33	-21%	0.30	183	-13%	18.30	91	96.4%	257,900	-4.6%	292,500	2.6%	339,515	28.6%	287.2
Jul-17	8	14%	31	3%	0.26	188	-11%	23.50	107	92.4%	259,300	-5.3%	215,000	-21.8%	233,250	-14.4%	288.8
Aug-17	15	36%	33	0%	0.45	192	-7%	12.80	115	93.3%	258,900	-4.7%	270,000	5.9%	267,860	6.8%	288.3
Sep-17	3	-77%	45	0%	0.07	200	-2%	66.67	96	91.9%	252,300	-9.2%	280,000	40.0%	286,667	30.0%	281.0
Oct-17	5	-50%	25	-7%	0.20	192	-4%	38.40	132	90.9%	257,100	-4.1%	355,000	54.3%	308,900	27.2%	286.3
Nov-17	5	-50%	25	-17%	0.20	194	-3%	38.80	45	91.5%	256,400	3.5%	365,000	26.7%	332,300	24.4%	285.5
Dec-17	8	300%	19	19%	0.42	175	-2%	21.88	105	92.3%	253,100	7.0%	185,000	-21.4%	237,488	0.8%	281.8
2017	116	7%	376	-9%	0.31	188	-3%	19.41	107	93.7%	255,300	-4.2%	271,250	0.6%	294,006	6.6%	284.3
Jan-18	11	83%	24	-37%	0.46	170	-9%	15.45	157	89.3%	238,500	2.8%	250,000	-1.8%	244,414	-12.7%	265.6
Feb-18	11	22%	19	-14%	0.58	164	-10%	14.91	123	95.8%	252,400	1.7%	315,000	14.5%	288,391	-2.8%	281.1
Mar-18	10	-29%	42	75%	0.24	180	-1%	18.00	109	91.9%	237,500	-10.6%	151,250	-50.0%	198,350	-35.8%	264.5
Apr-18	11	38%	34	0%	0.32	187	-2%	17.00	122	94.2%	230,100	-12.5%	110,000	-68.2%	149,027	-56.9%	256.2
May-18	12	-52%	42	-11%	0.29	192	2%	16.00	49	95.2%	222,900	-14.2%	282,500	-0.9%	274,708	-7.4%	248.2
Jun-18	12	20%	43	30%	0.28	211	15%	17.58	121	94.2%	227,100	-11.9%	307,500	5.1%	333,922	-1.6%	252.9
Jul-18	18	125%	30	-3%	0.60	202	7%	11.22	164	92.7%	231,400	-10.8%	142,500	-33.7%	185,161	-20.6%	257.7
Aug-18	9	-40%	3														

ESTEVAN																	
	Sales	Y/Y%	New Listings	Y/Y%	S/NL Ratio	Inventory	Y/Y%	Months of Supply	DOM	SP/LP	Benchmark Price	Y/Y%	Median Price	Y/Y%	Average Price	Y/Y%	Index
Jan-19	5	-55%	34	42%	0.15	189	11%	37.80	101	91.5%	192,400	-19.3%	230,000	-8.0%	226,000	-7.5%	214.3
Feb-19	4	-64%	20	5%	0.20	188	15%	47.00	80	94.5%	222,900	-11.7%	305,000	-3.2%	252,750	-12.4%	248.2
Mar-19	1	-90%	31	-26%	0.03	201	12%	201.00	11	94.9%	222,800	-6.2%	147,000	-2.8%	147,000	-25.9%	248.1
Apr-19	15	36%	41	21%	0.37	204	9%	13.60	134	91.9%	220,900	-4.0%	205,000	86.4%	197,467	32.5%	246.0
May-19	8	-33%	40	-5%	0.20	216	13%	27.00	160	91.0%	219,200	-1.7%	246,250	-12.8%	270,875	-1.4%	244.1
Jun-19	7	-42%	44	2%	0.16	231	9%	33.00	140	95.0%	219,700	-3.3%	247,000	-19.7%	256,286	-23.2%	244.7
Jul-19	9	-50%	28	-7%	0.32	223	10%	24.78	68	93.2%	226,100	-2.3%	287,200	101.5%	280,800	51.7%	251.8
Aug-19	7	-22%	22	-29%	0.32	213	2%	30.43	81	87.8%	217,200	-6.1%	190,000	-34.5%	189,571	-26.3%	241.9
Sep-19	5	-64%	27	13%	0.19	203	6%	40.60	97	90.9%	235,600	-1.5%	238,000	-17.4%	211,600	-13.6%	262.4
Oct-19	9	-31%	24	-17%	0.38	185	3%	20.56	81	89.3%	213,800	-7.8%	130,000	-42.2%	164,556	-29.5%	238.1
Nov-19	11	-21%	17	-51%	0.65	164	-7%	14.91	167	89.3%	214,800	5.8%	262,500	0.5%	237,227	-2.1%	239.2
Dec-19	4	33%	14	-7%	0.29	152	-14%	38.00	88	84.3%	219,500	14.0%	150,000	207.7%	133,750	88.6%	244.4
2019	85	-38%	342	-7%	0.25	197	6%	27.87	114	91.2%	218,742	-4.1%	210,000	-15.6%	220,573	-6.4%	243.6
Jan-20	8	60%	28	-18%	0.29	154	-19%	19.25	120	91.9%	204,600	6.3%	131,500	-42.8%	166,375	-26.4%	227.8
Feb-20	10	150%	17	-15%	0.59	143	-24%	14.30	86	91.1%	182,400	-18.2%	140,000	-54.1%	171,100	-32.3%	203.1
Mar-20	5	400%	34	10%	0.15	158	-21%	31.60	121	90.8%	195,900	-12.1%	135,000	-8.2%	172,200	17.1%	218.2
Apr-20	4	-73%	11	-73%	0.36	141	-31%	35.25	96	94.3%	197,300	-10.7%	310,000	51.2%	325,000	64.6%	219.7
May-20	13	63%	27	-33%	0.48	140	-35%	10.77	105	90.7%	207,700	-5.2%	154,000	-37.5%	197,454	-27.1%	231.3
Jun-20	10	43%	34	-23%	0.29	145	-37%	14.50	132	93.4%	212,500	-3.3%	290,000	17.4%	262,950	2.6%	236.6
Jul-20	10	11%	39	39%	0.26	157	-30%	15.70	122	91.6%	208,000	-8.0%	177,500	-38.2%	202,943	-27.7%	231.6
Aug-20	21	200%	29	32%	0.72	153	-28%	7.29	129	92.7%	200,300	-7.8%	210,000	10.5%	208,926	10.2%	223.1
Sep-20	19	280%	32	19%	0.59	146	-28%	7.68	76	91.6%	197,800	-16.0%	215,000	-9.7%	219,879	3.9%	220.3
Oct-20	12	33%	35	46%	0.34	149	-19%	12.42	47	90.2%	204,300	-4.4%	214,750	65.2%	208,458	26.7%	227.5
Nov-20	13	18%	19	12%	0.68	136	-17%	10.46	80	91.2%	190,200	-11.5%	258,000	-1.7%	262,096	10.5%	211.8
Dec-20	13	225%	15	7%	0.87	119	-22%	9.15	98	88.3%	194,800	-11.3%	130,000	-13.3%	147,031	9.9%	216.9
2020	138	62%	320	-6%	0.43	145	-27%	12.62	100	91.5%	199,650	-8.7%	188,500	-10.2%	208,798	-5.3%	222.3
Jan-21	8	0%	20	-29%	0.40	118	-23%	14.75	87	92.1%	195,000	-4.7%	196,500	49.4%	199,375	19.8%	217.1
Feb-21	13	30%	16	-6%	0.81	115	-20%	8.85	127	92.8%	199,800	9.5%	220,000	57.1%	236,923	38.5%	222.5
Mar-21	19	280%	42	24%	0.45	124	-22%	6.53	94	93.6%	202,500	3.4%	135,000	0.0%	169,184	-1.8%	225.5
Apr-21	13	225%	30	173%	0.43	131	-7%	10.08	86	95.1%	198,400	0.6%	212,000	-31.6%	231,115	-28.9%	220.9
May-21	19	46%	35	30%	0.54	136	-3%	7.16	111	95.4%	197,300	-5.0%	212,500	38.0%	216,587	9.7%	219.7
Jun-21	24	140%	27	-21%	0.89	124	-14%	5.17	120	92.4%	191,600	-9.8%	182,450	-37.1%	182,775	-30.5%	213.4
Jul-21	17	70%	32	-18%	0.53	128	-18%	7.53	56	92.8%	196,700	-5.4%	200,000	12.7%	181,906	-10.4%	219.0
Aug-21	15	-29%	26	-10%	0.58	126	-18%	8.40	67	93.6%	200,400	0.0%	240,000	14.3%	229,793	10.0%	223.2
Sep-21	24	26%	24	-25%	1.00	118	-19%	4.92	91	94.0%	209,300	5.8%	239,500	11.4%	252,729	14.9%	233.1
Oct-21	13	8%	18	-49%	0.72	114	-23%	8.77	136	93.0%	200,300	-2.0%	239,000	11.3%	240,250	15.3%	223.1
Nov-21	25	92%	19	0%	1.32	91	-33%	3.64	93	91.8%	199,800	5.0%	190,000	-26.4%	209,716	-20.0%	222.5
Dec-21	11	-15%	18	20%	0.61	85	-29%	7.73	114	92.1%	197,300	1.3%	185,000	42.3%	184,955	25.8%	219.7
2021	201	46%	307	-4%	0.65	118	-19%	7.01	98	93.3%	199,033	-0.3%	195,000	3.4%	210,951	1.0%	221.6
Jan-22	8	0%	12	-40%	0.67	84	-29%	10.50	133	94.4%	192,400	-1.3%	192,000	-2.3%	249,750	25.3%	214.3
Feb-22	11	-15%	19	19%	0.58	85	-26%	7.73	77	96.1%	192,300	-3.8%	300,200	36.5%	255,409	7.8%	214.1
Mar-22	21	11%	28	-33%	0.75	85	-31%	4.05	85	93.7%	203,700	0.6%	234,900	74.0%	246,276	45.6%	226.8
Apr-22	12	-8%	21	-30%	0.57	87	-34%	7.25	102	96.1%	211,900	6.8%	155,000	-26.9%	209,042	-9.6%	236.0
May-22	19	0%	36	3%	0.53	92	-32%	4.84	82	95.3%	212,900	7.9%	230,000	8.2%	225,203	4.0%	237.1
Jun-22	23	-4%	40	48%	0.58	96	-23%	4.17	70	93.2%	213,900	11.6%	179,000	-1.9%	176,891	-3.2%	238.2
Jul-22	11	-35%	24	-25%	0.46	98	-23%	8.91	67	94.3%	217,200	10.4%	131,000	-34.5%	182,627	0.4%	241.9
Aug-22	15	0%	36	38%	0.42	111	-12%	7.40	72	96.3%	217,700	8.6%	240,000	0.0%	226,783	-1.3%	242.4
Sep-22	9	-63%	26	8%	0.35	118	0%	13.11	85	93.3%	216,900	3.6%	160,000	-33.2%	213,944	-15.3%	241.5
Oct-22	12	-8%	17	-6%	0.71	112	-2%	9.33	91	92.7%	206,800	3.2%	215,500	-9.8%	229,742	-4.4%	230.3
Nov-22	11	-56%	12	-37%	0.92	103	13%	9.36	85	90.8%	200,900	0.6%	168,000	-11.6%	166,364	-20.7%	223.7
Dec-22	8	-27%	10	-44%	0.80	93	9%	11.63	62	92.5%	204,500	3.6%	210,000	13.5%	188,375	1.8%	227.7
2022	160	-20%	281	-8%	0.57	97	-17%	7.28	83	94.2%	207,592	4.3%	205,000	5.1%	214,158	1.5%	231.2
Jan-23	8	0%	17	42%	0.47	88	5%	11.00	59	92.3%	192,600	0.1%	162,500	-15.4%	155,863	-37.6%	214.5
Feb-23	17	55%	21	11%	0.81	83	-2%	4.88	91	95.4%	201,100	4.6%	159,500	-46.9%	215,582	-15.6%	223.9
Mar-23	15	-29%	23	-18%	0.65	83	-2%	5.53	58	95.9%	202,100	-0.8%	191,000	-18.7%	222,831	-9.5%	225.1
Apr-23	10	-17%	18	-14%	0.56	86	-1%	8.60	92	91.3%	211,500	-0.2%	212,500	37.1%	206,500	-1.2%	235.5
May-23	16	-16%	40	11%	0.40	103	12%	6.44	105	94.1%	214,300	0.7%	243,750	6.0%	278,625	23.7%	238.6
Jun-23	20	-13%	35	-13%	0.57	114	19%	5.70	84	95.6%	227,800	6.5%	242,450	35.4%	227,960	28.9%	253.7
Jul-23	17	55%	24	0%	0.71	113	15%	6.65	55	94.5%	212,600	-2.1%	213,750	63.2%	235,691	29.1%	236.7
Aug-23	14	-7%	20	-44%	0.70	105	-5%	7.50	74	92.4%	209,200	-3.9%	157,500	-34.4%	190,186	-16.1%	233.0
Sep-23	16	78%	20	-23%	0.80	95	-19%	5.94	72	92.5%	202,200	-6.8%	214,500	34.1%	217,281	1.6%	225.2
Oct-23	11	-8%	25	47%	0.44	102	-9%	9.27	81	94.5%	194,200	-6.1%	205,000	-4.9%	215,273	-6.3%	216.3
Nov-23	12	9%	13	8%	0.92	93	-10%	7.75	117	91.2%	201,100	0.1%	140,000	-16.7%	146,792	-11.8%	223.9
Dec-23	14	75%	7	-30%	2.00	71	-24%	5.07	115	93.0%	189,800	-7.2%	205,000	-2.4%	184,707	-1.9%	211.4
2023	170	6%	263	-6%	0.65	95	-2%	6.68	83	93.9%	204,875	-1.3%	202,000	-1.5%	212,928	-0.6%	228.2
Jan-24	6	-25%	10	-41%	0.60	70	-20%	11.67	121	93.6%	201,300	4.5%	249,500	53.5%	244,833	57.1%	224.2
Feb-24	10	-41%	23	10%	0.43	74	-11%	7.40	71	94.9%	211,500	5.2%	203,500	27.6%	236,000	9.5%	235.5
Mar-24	9	-40%	20	-13%	0.45	78	-6%	8.67	93	92.3%	213,200	5.5%	107,000	-44.0%	141,889	-36.3%	237.4
Apr-24	9	-10%	25	39%	0.36	81	-6%	9.00	67	92.8%	215,900	2.1%	186,500	-12.2%	205,833	-0.3%	240.4
May-24	21	31%	31	-23%	0.68	86	-17%	4.10	54	95.1%	223,300	4.2%	258,000	5.8%	248,805	-10.7%	248.7
Jun-24	18	-10%	26	-26%	0.69	87	-24%	4.83	89	95.7%	228,900	0.5%	246,200	1.5%	272,162	19.4%	254.9
Jul-24	19	12%	20	-17%	0.95	80	-29%	4.21	56	95.7%	226,200	6.4%	175,000	-18.1%	224,289	-4.8%	251.9
Aug-24	16	14%	21	5%	0.76	71	-32%										

ESTEVAN																	
	Sales	Y/Y%	New Listings	Y/Y%	S/NL Ratio	Inventory	Y/Y%	Months of Supply	DOM	SP/LP	Benchmark Price	Y/Y%	Median Price	Y/Y%	Average Price	Y/Y%	Index
Jan-13	14	27%	30	30%	0.47	59	59%	4.21	69	97.9%	281,800	15.1%	300,000	3.4%	336,771	24.3%	315.2
Feb-13	7	-56%	19	-30%	0.37	69	50%	9.86	39	94.6%	277,900	9.6%	250,000	-21.0%	274,757	-14.4%	310.9
Mar-13	21	5%	15	15%	1.40	54	46%	2.57	93	95.5%	273,800	2.7%	335,000	20.9%	334,577	16.2%	306.3
Apr-13	26	100%	27	69%	0.96	53	39%	2.04	57	97.4%	271,400	1.1%	307,500	2.2%	338,550	-0.4%	303.6
May-13	18	13%	26	18%	0.69	55	31%	3.06	43	97.2%	288,100	6.9%	369,500	19.4%	350,267	15.9%	322.3
Jun-13	21	62%	32	45%	0.66	60	30%	2.86	49	96.8%	290,100	6.9%	385,000	18.5%	389,186	19.1%	324.5
Jul-13	23	64%	27	13%	0.85	55	4%	2.39	65	97.7%	295,300	9.7%	375,000	21.2%	369,039	7.1%	330.3
Aug-13	17	13%	23	-15%	0.74	54	-4%	3.18	45	96.5%	286,400	3.0%	350,000	10.2%	320,476	5.2%	320.4
Sep-13	17	55%	24	4%	0.71	58	-5%	3.41	65	97.0%	283,100	2.3%	380,000	1.3%	389,280	2.8%	316.7
Oct-13	10	0%	33	106%	0.30	77	28%	7.70	72	96.9%	282,900	2.3%	393,500	24.9%	409,892	26.7%	316.4
Nov-13	9	-10%	14	40%	0.64	73	49%	8.11	49	95.3%	279,900	1.1%	360,000	28.8%	351,944	17.7%	313.1
Dec-13	8	14%	11	0%	0.73	64	36%	8.00	65	94.6%	274,900	2.7%	302,250	-20.5%	329,688	-10.9%	307.5
2013	191	22%	281	20%	0.68	61	28%	3.83	60	96.8%	282,133	5.2%	360,000	15.9%	352,890	10.7%	315.6
Jan-14	6	-57%	20	-33%	0.30	66	12%	11.00	68	96.4%	280,100	-0.6%	357,000	19.0%	378,833	12.5%	313.3
Feb-14	9	29%	36	89%	0.25	88	28%	9.78	41	96.1%	285,200	2.6%	345,000	38.0%	321,111	16.9%	319.0
Mar-14	11	-48%	24	60%	0.46	94	74%	8.55	75	96.6%	287,400	5.0%	325,000	-3.0%	359,682	7.5%	321.5
Apr-14	13	-50%	24	-11%	0.54	96	81%	7.38	50	95.9%	284,600	4.9%	315,000	2.4%	299,000	-11.7%	318.3
May-14	13	-28%	29	12%	0.45	108	96%	8.31	64	95.9%	282,000	-2.1%	335,000	-9.3%	329,231	-6.0%	315.4
Jun-14	11	-48%	27	-16%	0.41	110	83%	10.00	84	96.5%	282,300	-2.7%	320,000	-16.9%	366,536	-5.8%	315.8
Jul-14	17	-26%	61	126%	0.28	116	111%	6.82	47	95.7%	289,100	-2.1%	318,000	-15.2%	351,503	-4.8%	323.4
Aug-14	12	-29%	15	-35%	0.80	112	107%	9.33	54	95.7%	285,100	-0.5%	328,750	-6.1%	343,992	7.3%	318.9
Sep-14	16	-6%	27	13%	0.59	113	95%	7.06	70	95.4%	291,100	2.8%	351,000	-7.6%	370,088	-4.9%	325.6
Oct-14	12	20%	10	-70%	1.20	82	6%	6.83	88	96.0%	287,700	1.7%	372,500	-5.3%	389,792	-4.2%	321.8
Nov-14	15	67%	17	21%	0.88	75	3%	5.00	67	94.5%	279,400	-0.2%	315,000	-12.5%	348,433	-1.0%	312.5
Dec-14	7	-13%	20	82%	0.35	59	-8%	8.43	93	97.0%	296,500	7.9%	370,000	22.4%	400,786	21.6%	331.7
2014	142	-26%	310	10%	0.46	93	53%	7.88	65	95.9%	285,875	1.3%	332,000	-7.8%	352,484	-0.1%	319.8
Jan-15	5	-17%	22	10%	0.23	66	0%	13.20	100	91.8%	285,300	1.9%	261,900	-26.6%	278,580	-26.5%	319.1
Feb-15	5	-44%	23	-36%	0.22	77	-13%	15.40	79	94.3%	272,400	-4.5%	270,000	-21.7%	251,700	-21.6%	304.7
Mar-15	12	9%	21	-13%	0.57	81	-14%	6.75	75	94.5%	275,500	-4.1%	310,000	-4.6%	345,867	-3.8%	308.2
Apr-15	9	-31%	37	54%	0.24	102	6%	11.33	82	94.3%	285,300	0.2%	360,000	14.3%	363,056	21.4%	319.1
May-15	11	-15%	25	-14%	0.44	109	1%	9.91	81	94.7%	276,900	-1.8%	300,000	-10.4%	320,673	-2.6%	309.7
Jun-15	16	45%	37	37%	0.43	113	3%	7.06	54	94.9%	278,800	-1.2%	315,000	-1.6%	317,738	-13.3%	311.9
Jul-15	6	-65%	16	-74%	0.38	115	-1%	19.17	57	93.7%	277,400	-4.0%	297,500	-6.4%	318,250	-9.5%	310.3
Aug-15	4	-67%	17	13%	0.24	117	4%	29.25	122	118.2%	283,100	-0.7%	493,750	50.2%	572,000	66.3%	316.7
Sep-15	12	-25%	18	-33%	0.67	109	-4%	9.08	129	95.2%	280,800	-3.5%	396,000	12.8%	372,708	0.7%	314.1
Oct-15	6	-50%	22	120%	0.27	115	40%	19.17	106	95.1%	283,000	-1.6%	403,000	8.2%	408,167	4.7%	316.6
Nov-15	8	-47%	14	-18%	0.57	106	41%	13.25	141	91.8%	266,500	-4.6%	332,500	5.6%	316,500	-9.2%	298.1
Dec-15	6	-14%	17	-15%	0.35	96	63%	16.00	93	90.5%	259,700	-12.4%	239,750	-35.2%	218,750	-45.4%	290.5
2015	100	-30%	269	-13%	0.37	101	8%	12.06	90	95.5%	277,058	-3.1%	311,500	-6.2%	336,440	-4.6%	309.9
Jan-16	8	60%	17	-23%	0.47	97	47%	12.13	102	91.2%	265,300	-7.0%	282,750	8.0%	276,938	-0.6%	296.8
Feb-16	5	0%	49	113%	0.10	106	38%	21.20	95	96.8%	271,000	-0.5%	330,000	22.2%	384,980	53.0%	303.1
Mar-16	7	-42%	22	5%	0.32	118	46%	16.86	99	88.3%	268,800	-2.4%	250,000	-19.4%	260,429	-24.7%	300.7
Apr-16	10	11%	16	-57%	0.63	120	18%	12.00	110	92.6%	270,600	-5.2%	328,500	-8.8%	320,850	-11.6%	302.7
May-16	11	0%	27	8%	0.41	123	13%	11.18	116	95.2%	270,600	-2.3%	363,000	21.0%	370,707	15.6%	302.7
Jun-16	4	-75%	30	-19%	0.13	134	19%	33.50	185	93.2%	268,900	-3.6%	251,500	-20.2%	275,750	-13.2%	300.8
Jul-16	5	-17%	23	44%	0.22	136	18%	27.20	107	94.3%	271,900	-2.0%	295,000	-0.8%	304,300	-4.4%	304.1
Aug-16	10	150%	22	29%	0.45	134	15%	13.40	86	94.5%	269,600	-4.8%	238,500	-51.7%	245,150	-57.1%	301.6
Sep-16	8	-33%	21	17%	0.38	131	20%	16.38	100	94.1%	276,600	-1.5%	255,000	-35.6%	238,375	-36.0%	309.4
Oct-16	7	17%	19	-14%	0.37	128	11%	18.29	121	90.5%	266,500	-5.8%	235,000	-41.7%	271,286	-33.5%	298.1
Nov-16	6	-25%	22	57%	0.27	131	24%	21.83	140	92.7%	244,800	-8.1%	255,000	-23.3%	266,500	-15.8%	273.8
Dec-16	2	-67%	9	-47%	0.22	115	20%	57.50	92	96.5%	231,900	-10.7%	235,500	-1.8%	235,500	7.7%	259.4
2016	83	-17%	277	3%	0.30	123	22%	17.75	110	93.2%	264,708	-4.5%	275,000	-11.7%	291,586	-13.3%	296.1
Jan-17	4	-50%	27	59%	0.15	123	27%	30.75	115	93.0%	227,200	-14.4%	254,500	-10.0%	298,500	7.8%	254.1
Feb-17	5	0%	18	-63%	0.28	121	14%	24.20	111	94.0%	245,800	-9.3%	310,000	-6.1%	355,000	-7.8%	274.9
Mar-17	13	86%	18	-18%	0.72	118	0%	9.08	125	94.4%	264,500	-1.6%	307,000	22.8%	322,877	24.0%	295.9
Apr-17	7	-30%	29	81%	0.24	129	8%	18.43	110	94.9%	261,500	-3.4%	375,000	14.2%	349,600	9.0%	292.5
May-17	19	73%	35	30%	0.54	131	7%	6.89	90	94.3%	257,600	-4.8%	305,000	-16.0%	330,692	-10.8%	288.1
Jun-17	8	100%	27	-10%	0.30	129	-4%	16.13	80	96.4%	256,100	-4.8%	320,000	27.2%	376,456	36.5%	286.5
Jul-17	6	20%	28	22%	0.21	140	3%	23.33	108	92.5%	257,600	-5.3%	323,500	-21.2%	244,833	-19.5%	288.1
Aug-17	12	20%	24	9%	0.50	143	7%	11.92	88	94.2%	257,800	-4.4%	270,000	13.2%	308,200	25.7%	288.4
Sep-17	2	-75%	28	33%	0.07	147	12%	73.50	121	95.7%	250,900	-9.3%	352,500	38.2%	352,500	47.9%	280.6
Oct-17	4	-43%	15	-21%	0.27	137	7%	34.25	150	91.4%	255,700	-4.1%	397,500	69.1%	372,500	37.3%	286.0
Nov-17	3	-50%	18	-18%	0.17	138	5%	46.00	42	90.7%	254,900	4.1%	365,000	43.1%	330,833	24.1%	285.1
Dec-17	6	200%	14	56%	0.43	129	12%	21.50	105	92.5%	251,600	8.5%	207,500	-11.9%	255,817	8.6%	281.4
2017	89	7%	281	1%	0.32	132	8%	17.81	102	94.0%	253,433	-4.3%	298,000	8.4%	323,575	11.0%	283.5
Jan-18	9	125%	14	-48%	0.64	119	-3%	13.22	154	89.6%	236,700	4.2%	250,000	-1.8%	256,172	-14.2%	264.8
Feb-18	9	80%	16	-11%	0.56	114	-6%	12.67	140	95.2%	251,000	2.1%	315,000	1.6%	303,611	-14.5%	280.8
Mar-18	6	-54%	34	89%	0.18	136	15%	22.67	118	94.1%	235,200	-11.1%	198,750	-35.3%	251,917	-22.0%	263.1
Apr-18	7	0%	22	-24%	0.32	142	10%	20.29	139	92.6%	227,200	-13.1%	110,000	-70.7%	152,071	-56.5%	254.1
May-18	9	-53%	28	-20%	0.32	139	6%	15.44	53	95.7%	219,800	-14.7%	310,000	1.6%	305,833	-7.5%	245.9
Jun-18	10	25%	34	26%	0.29	154	19%	15.40	112	94.3%	224,300	-12.4%	313,000	-2.2%	353,206	-6.2%	250.9
Jul-18	14	133%	23	-18%	0.61	148	6%	10.57	189	92.8%	229,000	-11.1%	172,500	-25.8%	201,064	-17.9%	256.2
Aug-18	9	-25%	23	-4%	0.39												

ESTEVAN

	Sales	Y/Y%	New Listings	Y/Y%	S/NL Ratio	Inventory	Y/Y%	Months of Supply	DOM	SP/LP	Benchmark Price	Y/Y%	Median Price	Y/Y%	Average Price	Y/Y%	Index
Jan-19	4	-56%	23	64%	0.17	137	15%	34.25	85	91.6%	189,300	-20.0%	285,000	14.0%	246,250	-3.9%	211.7
Feb-19	3	-67%	17	6%	0.18	135	18%	45.00	98	94.0%	221,900	-11.6%	335,000	6.3%	315,000	3.8%	248.2
Mar-19	-	-100%	25	-26%	-	146	7%	-	-	-	221,600	-5.8%	-	-	-	-	247.9
Apr-19	12	71%	28	27%	0.43	148	4%	12.33	114	92.1%	219,000	-3.6%	240,500	118.6%	231,458	52.2%	245.0
May-19	8	-11%	31	11%	0.26	154	11%	19.25	160	91.0%	216,100	-1.7%	246,250	-20.6%	270,875	-11.4%	241.7
Jun-19	6	-40%	30	-12%	0.20	163	6%	27.17	137	95.1%	216,900	-3.3%	224,500	-28.3%	256,500	-27.4%	242.6
Jul-19	8	-43%	22	-4%	0.36	163	10%	20.38	68	93.1%	222,700	-2.8%	310,100	79.8%	302,650	50.5%	249.1
Aug-19	6	-33%	18	-22%	0.33	156	5%	26.00	79	87.8%	213,100	-7.0%	203,000	-30.0%	197,833	-23.1%	238.4
Sep-19	4	-67%	21	11%	0.19	146	10%	36.50	112	90.5%	233,000	-1.9%	241,500	-16.1%	234,500	-6.6%	260.6
Oct-19	7	-36%	19	-27%	0.37	133	6%	19.00	84	90.8%	211,000	-8.3%	200,000	-11.1%	178,714	-25.5%	236.0
Nov-19	11	10%	14	-46%	0.79	118	-7%	10.73	167	89.3%	212,200	6.1%	262,500	-11.0%	237,227	-10.9%	237.4
Dec-19	3	200%	8	0%	0.38	108	-16%	36.00	89	87.2%	218,000	15.4%	170,000	10.4%	135,000	-12.3%	243.8
2019	72	-33%	256	-6%	0.28	142	6%	23.71	115	91.4%	216,233	-4.2%	240,500	-7.5%	239,239	-6.9%	241.9
Jan-20	7	75%	18	-22%	0.39	107	-22%	15.29	100	92.3%	202,800	7.1%	130,000	-54.4%	171,143	-30.5%	226.8
Feb-20	6	100%	12	-29%	0.50	98	-27%	16.33	98	89.7%	177,800	-19.9%	188,000	-43.9%	178,917	-43.2%	198.9
Mar-20	5	-	25	0%	0.20	107	-27%	21.40	121	90.8%	191,500	-13.6%	135,000	-	172,200	-	214.2
Apr-20	2	-83%	6	-79%	0.33	97	-34%	48.50	24	95.4%	192,000	-12.3%	462,500	92.3%	462,500	99.8%	214.8
May-20	8	0%	20	-35%	0.40	96	-38%	12.00	116	92.8%	203,000	-6.1%	169,500	-31.2%	213,375	-21.2%	227.1
Jun-20	7	17%	25	-17%	0.28	109	-35%	15.14	158	93.7%	208,000	-4.1%	290,000	29.2%	265,643	3.6%	232.7
Jul-20	8	0%	35	59%	0.23	116	-27%	14.88	119	91.7%	202,600	-9.0%	200,000	-35.5%	215,241	-28.9%	226.6
Aug-20	19	217%	22	22%	0.86	115	-26%	6.05	133	93.0%	193,200	-9.3%	210,000	3.4%	219,286	10.8%	216.1
Sep-20	15	275%	20	-5%	0.75	107	-27%	7.13	86	91.3%	190,400	-18.3%	237,500	-1.7%	237,313	1.2%	213.0
Oct-20	11	57%	21	11%	0.52	99	-26%	9.00	48	90.6%	198,000	-6.2%	220,000	10.0%	214,682	20.1%	221.5
Nov-20	10	-9%	16	14%	0.63	90	-24%	9.00	63	92.2%	182,800	-13.9%	335,750	27.9%	302,225	27.4%	204.5
Dec-20	8	167%	12	50%	0.67	82	-24%	10.25	74	89.8%	186,900	-14.3%	145,000	-14.7%	155,363	15.1%	209.1
2020	106	47%	232	-9%	0.46	102	-28%	11.54	99	92.0%	194,083	-10.2%	217,500	-9.6%	223,573	-6.5%	217.1
Jan-21	7	0%	15	-17%	0.47	82	-23%	11.71	87	91.7%	187,200	-7.7%	248,000	90.8%	207,143	21.0%	209.4
Feb-21	10	67%	9	-25%	1.11	76	-22%	7.60	125	92.5%	193,500	8.8%	224,000	19.1%	246,500	37.8%	216.4
Mar-21	10	100%	31	24%	0.32	87	-19%	8.70	107	93.2%	193,800	1.2%	183,500	35.9%	209,650	21.7%	216.8
Apr-21	11	450%	21	250%	0.52	92	-5%	8.36	78	94.8%	189,400	-1.4%	212,000	-54.2%	237,182	-48.7%	211.9
May-21	15	88%	32	60%	0.47	101	5%	6.73	116	94.9%	188,800	-7.0%	225,000	32.7%	222,453	4.3%	211.2
Jun-21	14	100%	19	-24%	0.74	93	-12%	6.64	116	92.8%	182,900	-12.1%	195,000	-32.8%	222,193	-16.4%	204.6
Jul-21	13	63%	28	-20%	0.46	100	-16%	7.69	64	93.2%	188,300	-7.1%	200,000	0.0%	189,646	-11.9%	210.6
Aug-21	11	-42%	15	-32%	0.73	96	-17%	8.73	72	93.5%	191,800	-0.7%	275,000	31.0%	266,355	21.5%	214.5
Sep-21	21	40%	19	-5%	1.11	89	-17%	4.24	98	93.3%	200,000	5.0%	232,000	-2.3%	236,214	-0.5%	223.7
Oct-21	10	-9%	12	-43%	0.83	84	-15%	8.40	149	92.6%	189,800	-4.1%	248,922	13.1%	281,334	31.0%	212.3
Nov-21	20	100%	15	-6%	1.33	65	-28%	3.25	97	91.7%	188,200	3.0%	225,750	-32.8%	229,445	-24.1%	210.5
Dec-21	7	-13%	14	17%	0.50	61	-26%	8.71	133	92.9%	185,700	-0.6%	155,000	6.9%	196,000	26.2%	207.7
2021	149	41%	230	-1%	0.65	86	-16%	6.89	102	93.1%	189,950	-2.1%	225,000	3.4%	229,517	2.7%	212.5
Jan-22	8	14%	5	-67%	1.60	54	-34%	6.75	133	94.4%	182,200	-2.7%	192,000	-22.6%	249,750	20.6%	203.8
Feb-22	10	0%	14	56%	0.71	53	-30%	5.30	69	96.2%	181,700	-6.1%	307,600	37.3%	269,950	9.5%	203.2
Mar-22	16	60%	22	-29%	0.73	56	-36%	3.50	94	93.4%	194,700	0.5%	241,500	31.6%	246,994	17.8%	217.8
Apr-22	11	0%	12	-43%	0.92	54	-41%	4.91	105	95.9%	203,200	7.3%	165,000	-22.2%	215,773	-9.0%	227.3
May-22	15	0%	27	-16%	0.56	56	-45%	3.73	88	95.8%	204,600	8.4%	265,000	17.8%	251,390	13.0%	228.9
Jun-22	16	14%	34	79%	0.47	65	-30%	4.06	69	93.7%	205,600	12.4%	217,500	11.5%	214,844	-3.3%	230.0
Jul-22	8	-38%	19	-32%	0.42	72	-28%	9.00	75	94.5%	209,900	11.5%	164,450	-17.8%	217,300	14.6%	234.8
Aug-22	13	18%	26	73%	0.50	80	-17%	6.15	71	96.3%	209,100	9.0%	266,850	-3.0%	244,981	-8.0%	233.9
Sep-22	6	-71%	18	-5%	0.33	83	-7%	13.83	67	94.5%	208,700	4.4%	182,500	-21.3%	232,000	-1.8%	233.4
Oct-22	11	10%	10	-17%	1.10	76	-10%	6.91	90	92.7%	197,000	3.8%	222,000	-10.8%	232,445	-17.4%	220.4
Nov-22	9	-55%	9	-40%	1.00	69	6%	7.67	97	89.8%	191,400	1.7%	168,000	-25.6%	169,722	-26.0%	214.1
Dec-22	6	-14%	4	-71%	1.50	56	-8%	9.33	74	91.8%	194,000	4.5%	210,000	35.5%	207,500	5.9%	217.0
2022	129	-13%	200	-13%	0.65	65	-25%	6.00	86	94.3%	198,508	4.5%	225,000	0.0%	231,595	0.9%	222.1
Jan-23	5	-38%	14	180%	0.36	55	2%	11.00	57	92.8%	182,700	0.3%	181,900	-5.3%	162,780	-34.8%	204.4
Feb-23	10	0%	14	0%	0.71	52	-2%	5.20	60	96.7%	192,500	5.9%	268,500	-12.7%	263,690	-2.3%	215.3
Mar-23	11	-31%	20	-9%	0.55	56	0%	5.09	28	97.2%	193,000	-0.9%	220,000	-8.9%	241,451	-2.2%	215.9
Apr-23	8	-27%	13	8%	0.62	57	6%	7.13	80	91.0%	203,000	-0.1%	217,000	31.5%	211,875	-1.8%	227.1
May-23	14	-7%	31	15%	0.45	68	21%	4.86	109	94.3%	204,500	0.0%	290,500	9.6%	298,607	18.8%	228.7
Jun-23	15	-6%	25	-26%	0.60	75	15%	5.00	58	95.7%	218,200	6.1%	272,500	25.3%	252,087	17.3%	244.1
Jul-23	13	63%	20	5%	0.65	76	6%	5.85	42	95.5%	201,600	-4.0%	246,000	49.6%	274,981	26.5%	225.5
Aug-23	12	-8%	16	-38%	0.75	75	-6%	6.25	79	92.0%	198,300	-5.2%	191,500	-28.2%	201,325	-17.8%	221.8
Sep-23	10	67%	18	0%	0.56	72	-13%	7.20	65	93.2%	192,500	-7.8%	196,000	7.4%	221,650	-4.5%	215.3
Oct-23	9	-18%	14	40%	0.64	72	-5%	8.00	88	94.2%	182,300	-7.5%	205,000	-7.7%	227,222	-2.2%	203.9
Nov-23	8	-11%	9	0%	0.89	65	-6%	8.13	102	91.7%	189,500	-1.0%	167,500	-0.3%	163,813	-3.5%	212.0
Dec-23	11	83%	3	-25%	3.67	47	-16%	4.27	114	94.1%	178,900	-7.8%	240,000	14.3%	211,727	2.0%	200.1
2023	126	-2%	197	-2%	0.64	64	-1%	6.11	73	94.4%	194,750	-1.9%	224,000	-0.4%	235,359	1.6%	217.8
Jan-24	5	0%	8	-43%	0.63	45	-18%	9.00	101	93.8%	191,100	4.6%	239,000	31.4%	241,800	48.5%	213.8
Feb-24	8	-20%	16	14%	0.50	45	-13%	5.63	77	95.7%	204,100	6.0%	209,000	-22.2%	265,250	0.6%	228.3
Mar-24	6	-45%	12	-40%	0.50	46	-18%	7.67	58	94.7%	203,800	5.6%	167,500	-23.9%	170,750	-29.3%	228.0
Apr-24	7	-13%	17	31%	0.41	51	-11%	7.29	73	91.5%	205,600	1.3%	186,500	-14.1%	209,357	-1.2%	230.0
May-24	17	21%	16	-48%	1.06	47	-31%	2.76	56	95.3%	212,100	3.7%	265,000	-8.8%	276,818	-7.3%	237.2
Jun-24	17	13%	21	-16%	0.81	48	-36%	2.82	93	95.6%	218,900	0.3%	237,500	-12.8%	273,177	8.4%	244.9
Jul-24	13	0%	13	-35%	1.00	43	-43%	3.31	49	95.7%	215,200	6.7%	240,000	-2.4%	234,654	-14.7%	240.7
Aug-24	9	-25%	16	0%	0.56	40	-47%	4.44	90	92.4%	201,800	1.8%	190,000	-0.			