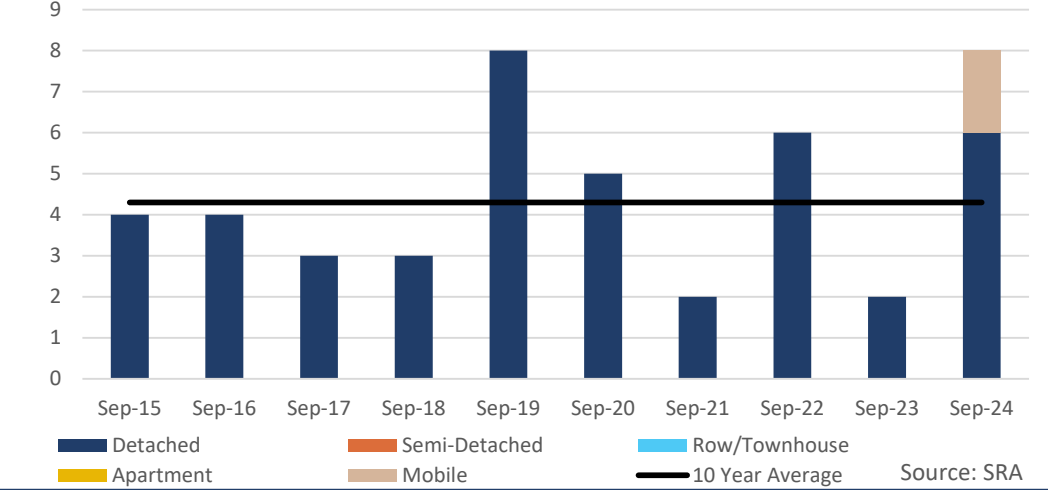




MEADOW LAKE - SEPTEMBER 2024

Monthly Sales Comparison



SALES

8

↑ 300.0% Y/Y | ↑ 22.9% YTD

VS. 10-YEAR AVERAGE

↑ 86.0% | ↓ 0.5% YTD

NEW LISTINGS

7

↑ 75.0% Y/Y | ↑ 17.5% YTD

VS. 10-YEAR AVERAGE

↑ 16.7% | ↓ 11.7% YTD

TOTAL RESIDENTIAL BENCHMARK PRICE

\$ 277,200 ↑ **1.2%** Y/Y

Monthly trend*

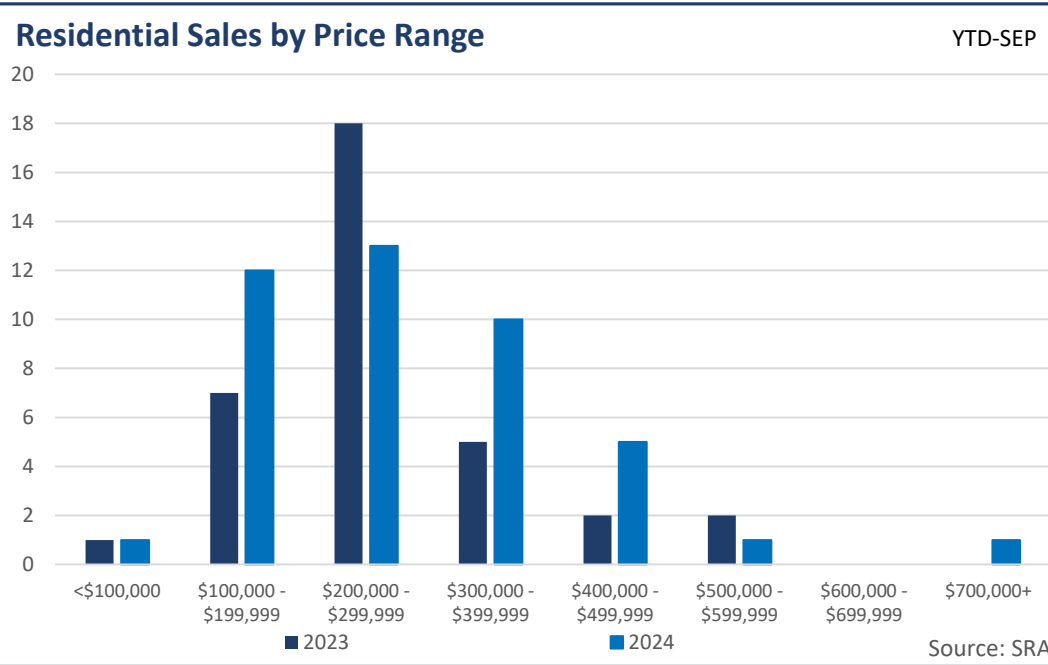
INVENTORY

32

↑ 6.7% Y/Y | Monthly trend*

VS. 10-YEAR AVERAGE

↓ 25.2% | ↓ 17.1% YTD



MONTHS OF SUPPLY

4.00

↓ 73.3% Y/Y | Monthly trend*

VS. 10-YEAR AVERAGE

↓ 67.5% | ↓ 21.6% YTD



MEADOW LAKE - SEPTEMBER 2024

September 2024

| | Sales | | New Listings | | Inventory | | Months of Supply | | DOM | Benchmark | | Avg Price | |
|--------------------------|----------|-------------|--------------|------------|-----------|-----------|------------------|-------------|-----------|------------------|-----------|------------------|------------|
| | Actual | Y/Y% | Actual | Y/Y% | Actual | Y/Y% | Actual | Y/Y% | Actual | Actual | Y/Y% | Actual | Y/Y% |
| Detached | 6 | 200% | 7 | 133% | 30 | 15% | 5.00 | -62% | 80 | \$276,700 | 2% | \$212,167 | 22% |
| Semi-Detached | 0 | - | 0 | -100% | 1 | -50% | - | - | - | - | - | - | - |
| Row/Townhouse | 0 | - | 0 | - | 1 | 0% | - | - | - | - | - | - | - |
| Apartment | 0 | - | 0 | - | 0 | - | - | - | - | - | - | - | - |
| Acreage | 0 | - | 0 | - | 0 | - | - | - | - | - | - | - | - |
| Mobile | 2 | - | 0 | - | 0 | -100% | 0.00 | - | 45 | - | - | \$172,500 | - |
| Muti-Family | 0 | - | 0 | - | 0 | - | - | - | - | - | - | - | - |
| Total Residential | 8 | 300% | 7 | 75% | 32 | 7% | 4.00 | -73% | 71 | \$277,200 | 1% | \$202,250 | 17% |

10-Year Averages

| | Sales | | New Listings | | Inventory | | Months of Supply | | DOM | Benchmark | | Avg Price | |
|-------------------|-------|-------|--------------|-------|-----------|-------|------------------|-------|-----|-----------|-------|-----------|-------|
| | Avg | %Diff | Avg | %Diff | Avg | %Diff | Avg | %Diff | Avg | Avg | %Diff | Avg | %Diff |
| Total Residential | 4 | 86% | 6 | 17% | 43 | -25% | 12.30 | -67% | 114 | \$248,040 | 12% | \$248,990 | -19% |

Year-to-Date

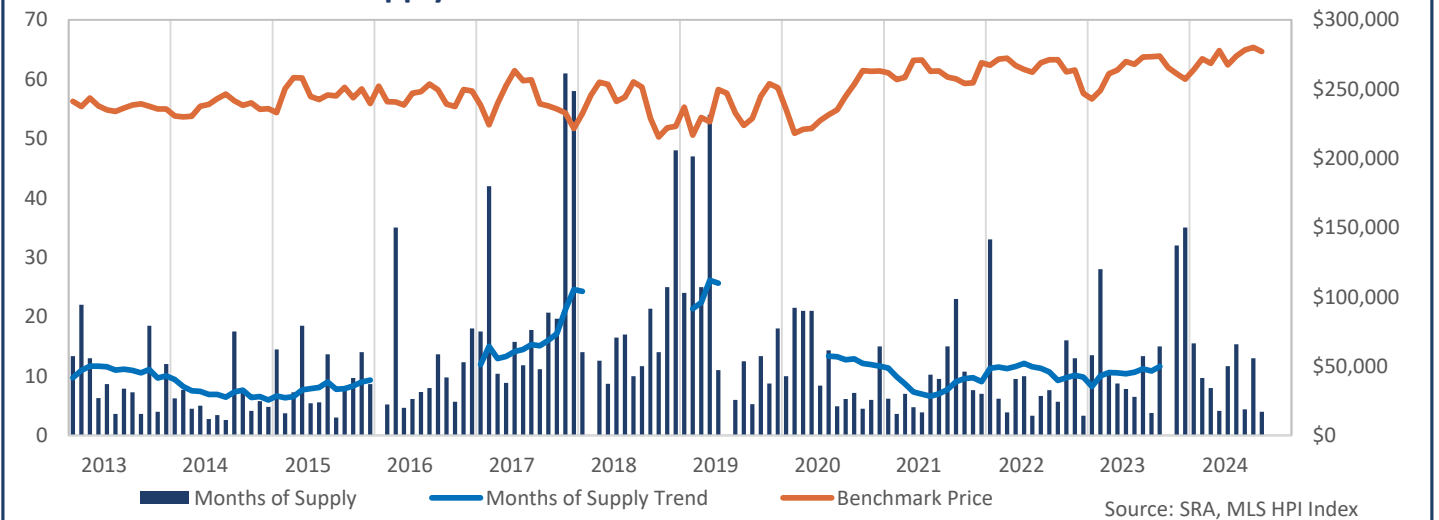
September 2024

| | Sales | | New Listings | | Inventory | | Months of Supply | | DOM | Benchmark | | Avg Price | |
|--------------------------|-----------|------------|--------------|------------|-----------|-----------|------------------|-------------|-----------|------------------|-----------|------------------|-----------|
| | Actual | Y/Y% | Actual | Y/Y% | Actual | Y/Y% | Actual | Y/Y% | Actual | Actual | Y/Y% | Actual | Y/Y% |
| Detached | 40 | 29% | 69 | 28% | 32 | 9% | 7.25 | -16% | 80 | \$272,378 | 4% | \$286,985 | 7% |
| Semi-Detached | 0 | - | 1 | -50% | 1 | 57% | - | - | - | - | - | - | - |
| Row/Townhouse | 1 | 0% | 1 | -67% | 1 | -11% | 8.00 | -11% | 290 | - | - | \$275,000 | 28% |
| Apartment | 0 | - | 0 | - | 0 | - | - | - | - | - | - | - | - |
| Acreage | 0 | -100% | 0 | -100% | 0 | -100% | - | - | - | - | - | - | - |
| Mobile | 2 | 100% | 3 | 200% | 1 | -43% | 4.00 | -71% | 45 | - | - | \$172,500 | -37% |
| Muti-Family | 0 | - | 0 | - | 0 | - | - | - | - | - | - | - | - |
| Total Residential | 43 | 23% | 74 | 17% | 35 | 4% | 7.37 | -15% | 83 | \$273,211 | 4% | \$281,381 | 4% |

10-Year Averages

| | Sales | | New Listings | | Inventory | | Months of Supply | | DOM | Benchmark | | Avg Price | |
|-------------------|-------|-------|--------------|-------|-----------|-------|------------------|-------|-----|-----------|-------|-----------|-------|
| | Avg | %Diff | Avg | %Diff | Avg | %Diff | Avg | %Diff | Avg | Avg | %Diff | Avg | %Diff |
| Total Residential | 43 | 0% | 84 | -12% | 43 | -17% | 9.40 | -22% | 93 | \$248,036 | 10% | \$255,176 | 10% |

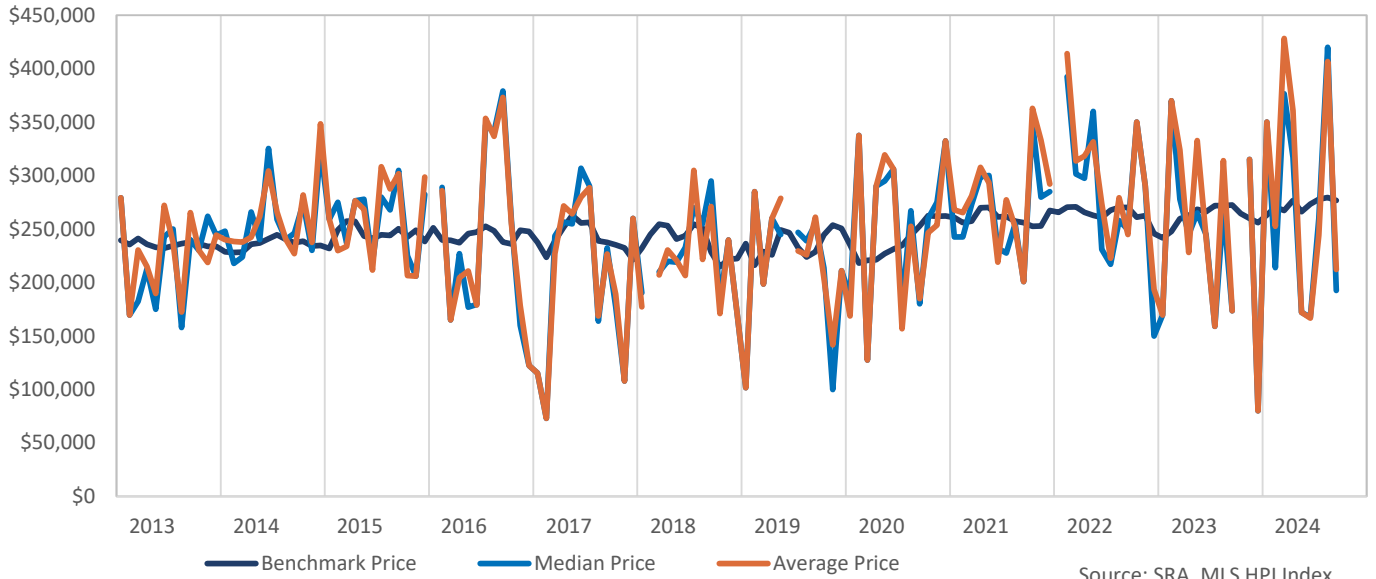
Residential Months of Supply and Price



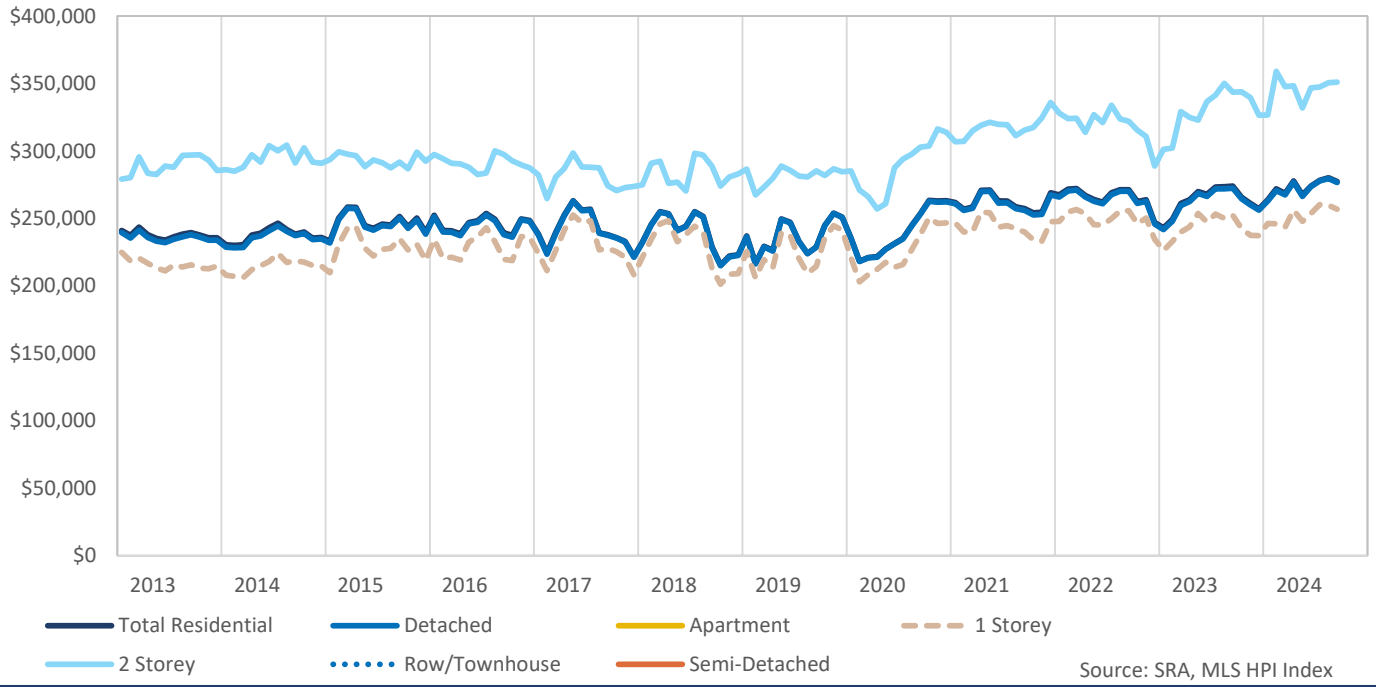


MEADOW LAKE - SEPTEMBER 2024

Detached Pricing



Benchmark Price





MEADOW LAKE - SEPTEMBER 2024

HPI Benchmark Attributes

| | Composite |
|--|------------------------|
| Bedrooms, Above Ground | 3 |
| Bathrooms, Full | 2 |
| Bathrooms, Half | 0 |
| Garage | Attached, Single width |
| Gross Living Area, Above Ground (Sq. Ft.) | 1278 |
| Lot Size | - |
| Fireplaces, Number of | 0 |
| Year Built | 1982 |
| September 2024 Benchmark Price | \$277,200 |
| Detached Share of Sales, Last 3 Years | 100% |
| Semi-Detached Share of Sales, Last 3 Years | - |
| Apartment Share of Sales, Last 3 Years | - |
| Townhouse Share of Sales, Last 3 Years | - |

| | Detached | 1 Storey | 2 Storey |
|---|------------------------|------------------------|------------------------|
| Bedrooms, Above Ground | 3 | 3 | 3 |
| Bathrooms, Full | 2 | 2 | 2 |
| Bathrooms, Half | 0 | 0 | 0 |
| Garage | Attached, Single width | Attached, Single width | Attached, Double width |
| Gross Living Area, Above Ground (Sq. Ft.) | 1278 | 1226 | 1771 |
| Lot Size | 7500 | 7380 | 7906 |
| Fireplaces, Number of | 0 | 0 | 0 |
| Year Built | 1979 | 1979 | 1987 |
| September 2024 Benchmark Price | \$276,700 | \$256,800 | \$351,100 |
| Share of Total Sales, Last 3 Years | 100% | 78% | 22% |

| | Semi-Detached | Row/Townhouse | Apartment |
|---|---------------|---------------|-----------|
| Bedrooms, Above Ground | - | - | - |
| Bathrooms, Full | - | - | - |
| Bathrooms, Half | - | - | - |
| Garage | - | - | - |
| Gross Living Area, Above Ground (Sq. Ft.) | - | - | - |
| Fireplaces, Number of | - | - | - |
| Year Built | - | - | - |
| September 2024 Benchmark Price | - | - | - |
| Share of Total Sales, Last 3 Years | - | - | - |

MEADOW LAKE

| | Sales | Y/Y% | New Listings | Y/Y% | S/NL Ratio | Inventory | Y/Y% | Months of Supply | DOM | SP/LP | Benchmark Price | Y/Y% | Median Price | Y/Y% | Average Price | Y/Y% | Index |
|-------------|-----------|-------------|--------------|-------------|-------------|-----------|-------------|------------------|-----------|--------------|-----------------|--------------|----------------|--------------|----------------|--------------|--------------|
| Jan-13 | 3 | -50% | 9 | -47% | 0.33 | 40 | -22% | 13.33 | 119 | 90.0% | 241,100 | 5.7% | 207,500 | -21.4% | 189,333 | -11.3% | 233.9 |
| Feb-13 | 2 | -71% | 8 | -27% | 0.25 | 44 | -14% | 22.00 | 88 | 93.9% | 237,400 | 4.7% | 169,500 | -15.3% | 169,500 | -3.6% | 230.3 |
| Mar-13 | 4 | -67% | 16 | -11% | 0.25 | 52 | -2% | 13.00 | 64 | 95.1% | 243,600 | 6.8% | 182,500 | 4.6% | 230,500 | 15.9% | 236.3 |
| Apr-13 | 10 | 11% | 24 | 33% | 0.42 | 63 | 15% | 6.30 | 68 | 95.4% | 237,900 | 5.4% | 212,500 | -5.6% | 215,150 | -6.4% | 230.7 |
| May-13 | 8 | 33% | 19 | -5% | 0.42 | 69 | 13% | 8.63 | 67 | 95.0% | 235,100 | 0.3% | 167,450 | -17.1% | 169,363 | -25.8% | 228.0 |
| Jun-13 | 16 | 167% | 13 | -13% | 1.23 | 58 | -8% | 3.63 | 67 | 96.2% | 233,900 | 0.6% | 243,000 | 1.7% | 272,188 | 10.8% | 226.9 |
| Jul-13 | 7 | -30% | 12 | -8% | 0.58 | 55 | -8% | 7.86 | 95 | 96.1% | 236,300 | -6.3% | 250,000 | 37.0% | 237,616 | 22.7% | 229.2 |
| Aug-13 | 7 | 17% | 9 | -10% | 0.78 | 51 | -12% | 7.29 | 110 | 95.1% | 238,400 | -1.2% | 158,000 | -29.0% | 159,429 | -37.2% | 231.2 |
| Sep-13 | 11 | 83% | 7 | 0% | 1.57 | 40 | -20% | 3.64 | 70 | 95.3% | 239,400 | 2.2% | 220,000 | -7.4% | 256,091 | 1.0% | 232.2 |
| Oct-13 | 2 | -50% | 9 | 13% | 0.22 | 37 | -21% | 18.50 | 104 | 96.8% | 237,600 | 3.8% | 230,000 | 27.4% | 230,000 | 20.8% | 230.5 |
| Nov-13 | 8 | 300% | 6 | 0% | 1.33 | 32 | -26% | 4.00 | 79 | 94.9% | 235,700 | 3.5% | 261,000 | -5.1% | 217,750 | -20.8% | 228.6 |
| Dec-13 | 2 | -60% | 1 | -83% | 2.00 | 24 | -37% | 12.00 | 91 | 88.6% | 235,600 | 3.7% | 134,625 | -55.9% | 134,625 | -53.3% | 228.5 |
| 2013 | 80 | 1% | 133 | -11% | 0.60 | 47 | -10% | 7.06 | 79 | 95.2% | 237,667 | 2.3% | 215,000 | 0.0% | 221,974 | 0.0% | 230.5 |
| Jan-14 | 4 | 33% | 9 | 0% | 0.44 | 25 | -38% | 6.25 | 144 | 95.7% | 230,500 | -4.4% | 248,000 | 19.5% | 240,000 | 26.8% | 223.6 |
| Feb-14 | 3 | 50% | 2 | -75% | 1.50 | 23 | -48% | 7.67 | 72 | 96.2% | 230,000 | -3.1% | 218,000 | 28.6% | 238,333 | 40.6% | 223.1 |
| Mar-14 | 6 | 50% | 11 | -31% | 0.55 | 27 | -48% | 4.50 | 77 | 95.5% | 230,400 | -5.4% | 223,750 | 22.6% | 237,833 | 3.2% | 223.5 |
| Apr-14 | 6 | -40% | 13 | -46% | 0.46 | 30 | -52% | 5.00 | 65 | 96.6% | 237,600 | -0.1% | 266,000 | 25.2% | 242,417 | 12.7% | 230.5 |
| May-14 | 12 | 50% | 15 | -21% | 0.80 | 33 | -52% | 2.75 | 57 | 95.2% | 239,000 | 1.7% | 239,500 | 43.0% | 259,042 | 53.0% | 231.8 |
| Jun-14 | 10 | -38% | 12 | -8% | 0.83 | 34 | -41% | 3.40 | 54 | 96.5% | 243,100 | 3.9% | 325,500 | 34.0% | 304,200 | 11.8% | 235.8 |
| Jul-14 | 12 | 71% | 14 | 17% | 0.86 | 31 | -44% | 2.58 | 63 | 97.1% | 246,500 | 4.3% | 259,000 | 3.6% | 265,958 | 11.9% | 239.1 |
| Aug-14 | 2 | -71% | 8 | -11% | 0.25 | 35 | -31% | 17.50 | 41 | 97.3% | 241,600 | 1.3% | 240,500 | 52.2% | 240,500 | 50.9% | 234.3 |
| Sep-14 | 5 | -55% | 8 | 14% | 0.63 | 36 | -10% | 7.20 | 66 | 97.2% | 238,300 | -0.5% | 246,000 | 11.8% | 227,100 | -11.3% | 231.1 |
| Oct-14 | 8 | 300% | 8 | -11% | 1.00 | 33 | -11% | 4.13 | 42 | 96.4% | 240,000 | 1.0% | 256,450 | 11.5% | 269,850 | 17.3% | 232.8 |
| Nov-14 | 5 | -38% | 3 | -50% | 1.67 | 29 | -9% | 5.80 | 92 | 94.8% | 235,400 | -0.1% | 230,000 | -11.9% | 237,660 | 9.1% | 228.3 |
| Dec-14 | 5 | 150% | 4 | 300% | 1.25 | 24 | 0% | 4.80 | 36 | 95.5% | 235,800 | 0.1% | 325,000 | 141.4% | 348,500 | 158.9% | 228.7 |
| 2014 | 78 | -3% | 107 | -20% | 0.73 | 30 | -36% | 4.62 | 64 | 96.1% | 237,350 | -0.1% | 260,000 | 20.9% | 264,162 | 19.0% | 230.2 |
| Jan-15 | 2 | -50% | 9 | 0% | 0.22 | 29 | 16% | 14.50 | 139 | 90.4% | 233,100 | 1.1% | 259,000 | 4.4% | 259,000 | 7.9% | 226.1 |
| Feb-15 | 7 | 133% | 5 | 150% | 1.40 | 26 | 13% | 3.71 | 104 | 96.9% | 250,300 | 8.8% | 275,000 | 26.1% | 229,786 | -3.6% | 242.8 |
| Mar-15 | 4 | -33% | 9 | -18% | 0.44 | 29 | 7% | 7.25 | 92 | 95.8% | 258,300 | 12.1% | 237,000 | 5.9% | 233,750 | -1.7% | 250.5 |
| Apr-15 | 2 | -67% | 12 | -8% | 0.17 | 37 | 23% | 18.50 | 97 | 95.4% | 258,100 | 8.6% | 276,500 | 3.9% | 276,500 | 14.1% | 250.3 |
| May-15 | 7 | -42% | 10 | -33% | 0.70 | 38 | 15% | 5.43 | 101 | 96.8% | 244,700 | 2.4% | 278,000 | 16.1% | 268,571 | 3.7% | 237.3 |
| Jun-15 | 7 | -30% | 8 | -33% | 0.88 | 39 | 15% | 5.57 | 57 | 93.6% | 242,500 | -0.2% | 219,000 | -32.7% | 211,786 | -30.4% | 235.2 |
| Jul-15 | 3 | -75% | 11 | -21% | 0.27 | 41 | 32% | 13.67 | 156 | 95.6% | 245,800 | -0.3% | 280,000 | 8.1% | 308,333 | 15.9% | 238.4 |
| Aug-15 | 12 | 500% | 8 | 0% | 1.50 | 36 | 3% | 3.00 | 66 | 96.5% | 245,100 | 1.4% | 268,000 | 11.4% | 287,542 | 19.6% | 237.7 |
| Sep-15 | 4 | -20% | 7 | -13% | 0.57 | 32 | -11% | 8.00 | 84 | 95.9% | 251,300 | 5.5% | 305,000 | 24.0% | 301,750 | 32.9% | 243.7 |
| Oct-15 | 3 | -63% | 5 | -38% | 0.60 | 29 | -12% | 9.67 | 24 | 92.8% | 243,700 | 1.5% | 225,000 | -12.3% | 206,667 | -23.4% | 236.4 |
| Nov-15 | 2 | -60% | 4 | 33% | 0.50 | 28 | -3% | 14.00 | 116 | 88.2% | 250,200 | 6.3% | 206,000 | -10.4% | 206,000 | -13.3% | 242.7 |
| Dec-15 | 3 | -40% | 3 | -25% | 1.00 | 26 | 8% | 8.67 | 47 | 96.6% | 239,600 | 1.6% | 282,500 | -13.1% | 298,500 | -14.3% | 232.4 |
| 2015 | 56 | -28% | 91 | -15% | 0.62 | 33 | 8% | 6.96 | 84 | 95.4% | 246,892 | 4.0% | 260,000 | 0.0% | 258,696 | -2.1% | 239.5 |
| Jan-16 | - | -100% | 2 | -78% | - | 25 | -14% | - | - | - | 252,200 | 8.2% | - | - | - | - | 244.6 |
| Feb-16 | 5 | -29% | 6 | 20% | 0.83 | 26 | 0% | 5.20 | 78 | 95.1% | 241,000 | -3.7% | 289,000 | 5.1% | 285,800 | 24.4% | 233.8 |
| Mar-16 | 1 | -75% | 10 | 11% | 0.10 | 35 | 21% | 35.00 | 183 | 95.9% | 240,800 | -6.8% | 165,000 | -30.4% | 165,000 | -29.4% | 233.6 |
| Apr-16 | 8 | 300% | 16 | 33% | 0.50 | 37 | 0% | 4.63 | 124 | 95.4% | 238,500 | -7.6% | 227,000 | -17.9% | 204,500 | -26.0% | 231.3 |
| May-16 | 7 | 0% | 15 | 50% | 0.47 | 43 | 13% | 6.14 | 67 | 97.0% | 247,000 | 0.9% | 177,000 | -36.3% | 210,929 | -21.5% | 239.6 |
| Jun-16 | 6 | -14% | 11 | 38% | 0.55 | 44 | 13% | 7.33 | 59 | 94.8% | 248,200 | 2.4% | 179,450 | -18.1% | 178,817 | -15.6% | 240.7 |
| Jul-16 | 5 | 67% | 7 | -36% | 0.71 | 40 | -2% | 8.00 | 77 | 96.0% | 253,700 | 3.2% | 346,000 | 23.6% | 331,700 | 7.6% | 246.1 |
| Aug-16 | 3 | -75% | 10 | 25% | 0.30 | 41 | 14% | 13.67 | 24 | 97.5% | 249,400 | 1.8% | 341,000 | 27.2% | 336,667 | 17.1% | 241.9 |
| Sep-16 | 4 | 0% | 5 | -29% | 0.80 | 39 | 22% | 9.75 | 170 | 92.5% | 239,200 | -4.8% | 379,000 | 24.3% | 373,250 | 23.7% | 232.0 |
| Oct-16 | 6 | 100% | 5 | 0% | 1.20 | 34 | 17% | 5.67 | 123 | 96.1% | 237,400 | -2.6% | 258,000 | 14.7% | 254,750 | 23.3% | 230.3 |
| Nov-16 | 3 | 50% | 8 | 100% | 0.38 | 37 | 32% | 12.33 | 126 | 91.8% | 249,700 | -0.2% | 160,000 | -22.3% | 178,333 | -13.4% | 242.2 |
| Dec-16 | 2 | -33% | 3 | 0% | 0.67 | 36 | 38% | 18.00 | 108 | 88.1% | 248,500 | 3.7% | 122,500 | -56.6% | 122,500 | -59.0% | 241.0 |
| 2016 | 50 | -11% | 98 | 8% | 0.51 | 36 | 12% | 8.74 | 97 | 95.1% | 245,467 | -0.6% | 243,950 | -6.2% | 244,988 | -5.3% | 238.1 |
| Jan-17 | 2 | - | 6 | 200% | 0.33 | 35 | 40% | 17.50 | 49 | 85.7% | 238,400 | -5.5% | 115,250 | - | 115,250 | - | 231.2 |
| Feb-17 | 1 | -80% | 8 | 33% | 0.13 | 42 | 62% | 42.00 | 66 | 89.0% | 224,300 | -6.9% | 73,000 | -74.7% | 73,000 | -74.5% | 217.6 |
| Mar-17 | 5 | 400% | 20 | 100% | 0.25 | 52 | 49% | 10.40 | 35 | 96.7% | 239,600 | -0.5% | 252,000 | 52.7% | 245,300 | 48.7% | 232.4 |
| Apr-17 | 6 | -25% | 10 | -38% | 0.60 | 53 | 43% | 8.83 | 85 | 95.5% | 252,500 | 5.9% | 256,500 | 13.0% | 271,667 | 32.8% | 244.9 |
| May-17 | 4 | -43% | 21 | 40% | 0.19 | 63 | 47% | 15.75 | 88 | 95.0% | 263,200 | 6.6% | 255,000 | 44.1% | 264,250 | 25.3% | 255.3 |
| Jun-17 | 6 | 0% | 18 | 64% | 0.33 | 71 | 61% | 11.83 | 106 | 95.9% | 256,100 | 3.2% | 307,000 | 71.1% | 279,833 | 56.5% | 248.4 |
| Jul-17 | 4 | -20% | 12 | 71% | 0.33 | 71 | 78% | 17.75 | 45 | 96.9% | 256,700 | 1.2% | 290,000 | -16.2% | 288,625 | -13.0% | 249.0 |
| Aug-17 | 6 | 100% | 8 | -20% | 0.75 | 67 | 63% | 11.17 | 91 | 93.1% | 239,300 | -4.0% | 174,500 | -48.8% | 166,500 | -41.6% | 232.1 |
| Sep-17 | 3 | -25% | 4 | -20% | 0.75 | 62 | 59% | 20.67 | 139 | 95.8% | 237,900 | -0.5% | 232,500 | -38.7% | 226,833 | -39.2% | 230.7 |
| Oct-17 | 3 | -50% | 8 | 60% | 0.38 | 59 | 74% | 19.67 | 67 | 90.4% | 235,700 | -0.7% | 177,500 | -31.2% | 189,167 | -25.7% | 228.6 |
| Nov-17 | 1 | -67% | 10 | 25% | 0.10 | 61 | 65% | 61.00 | 202 | 77.2% | 232,900 | -6.7% | 108,000 | -32.5% | 108,000 | -39.4% | 225.9 |
| Dec-17 | 1 | -50% | 2 | -33% | 0.50 | 58 | 61% | 58.00 | 279 | 96.3% | 221,700 | -10.8% | 260,000 | 112.2% | 260,000 | 112.2% | 215.0 |
| 2017 | 42 | -16% | 127 | 30% | 0.33 | 58 | 59% | 16.52 | 87 | 94.7% | 241,525 | -1.6% | 239,000 | -2.0% | 234,417 | -4.3% | 234.3 |
| Jan-18 | 4 | 100% | 6 | 0% | 0.67 | 56 | 60% | 14.00 | 208 | 94.0% | 232,400 | -2.5% | 190,250 | 65.1% | 177,125 | 53.7% | 225.4 |
| Feb-18 | - | -100% | 5 | -38% | - | 61 | 45% | - | - | - | 245,500 | 9.5% | - | - | - | - | 238.1 |
| Mar-18 | 5 | 0% | 15 | -25% | 0.33 | 63 | 21% | 12.60 | 104 | 93.9% | 255,000 | 6.4% | 210,000 | -16.7% | 207,000 | -15.6% | 247.3 |
| Apr-18 | 7 | 17% | 17 | 70% | 0.41 | 61 | 15% | 8.71 | 204 | 92.6% | 253,500 | 0.4% | 220,000 | -14.2% | 230,357 | -15.2% | 245.9 |
| May-18 | 4 | 0% | 14 | -33% | 0.29 | 66 | 5% | 16.50 | 92 | 95.5% | 241,200 | -8.4% | 243,000 | -4.7% | 232,250 | -12.1% | 233.9 |
| Jun-18 | 4 | -33% | 14 | -22% | 0.29 | 68 | -4% | 17.00 | 85 | 94.1% | 244,300 | -4.6% | 232,750 | -24.2% | 206,500 | -26.2% | 237.0 |
| Jul-18 | 7 | 75% | 13 | 8% | 0.54 | 70 | -1% | 10.00 | 87 | 93.8% | 255,100 | -0.6% | 270,000 | -6.9% | 304,986 | 5.7% | 247.4 |
| Aug-18 | 6 | 0% | 7 | -13% | 0.86 | 70 | 4% | 11.67 | 91 | 92.6% | 251,400 | 5.1% | 237,500 | 36.1% | 221,250 | 12.6% | 243.8 |
| Sep-18 | 3 | 0% | 6 | 50% | 0.50 | 64 | 3% | 21.3 | | | | | | | | | |

| MEADOW LAKE | | | | | | | | | | | | | | | | | |
|-------------|-----------|-------------|--------------|-------------|-------------|-----------|-------------|------------------|------------|--------------|-----------------|--------------|----------------|--------------|----------------|--------------|--------------|
| | Sales | Y/Y% | New Listings | Y/Y% | S/NL Ratio | Inventory | Y/Y% | Months of Supply | DOM | SP/LP | Benchmark Price | Y/Y% | Median Price | Y/Y% | Average Price | Y/Y% | Index |
| Jan-19 | 2 | -50% | 5 | -17% | 0.40 | 48 | -14% | 24.00 | 73 | 90.1% | 236,900 | 1.9% | 101,700 | -46.5% | 101,700 | -42.6% | 229.8 |
| Feb-19 | 1 | - | 4 | -20% | 0.25 | 47 | -23% | 47.00 | 218 | 95.0% | 216,700 | -11.7% | 285,000 | - | 285,000 | - | 210.2 |
| Mar-19 | 2 | -60% | 8 | -47% | 0.25 | 50 | -21% | 25.00 | 66 | 93.4% | 229,400 | -10.0% | 198,500 | -5.5% | 198,500 | -4.1% | 222.5 |
| Apr-19 | 1 | -86% | 9 | -47% | 0.11 | 54 | -11% | 54.00 | 220 | 96.7% | 226,400 | -10.7% | 260,000 | 18.2% | 260,000 | 12.9% | 219.6 |
| May-19 | 5 | 25% | 15 | 7% | 0.33 | 55 | -17% | 11.00 | 66 | 91.4% | 249,600 | 3.5% | 245,000 | 0.8% | 278,600 | 20.0% | 242.1 |
| Jun-19 | - | -100% | 10 | -29% | - | 56 | -18% | - | - | - | 247,100 | 1.1% | - | - | - | - | 239.7 |
| Jul-19 | 8 | 14% | 10 | -23% | 0.80 | 48 | -31% | 6.00 | 59 | 96.4% | 232,900 | -8.7% | 247,000 | -8.5% | 229,569 | -24.7% | 225.9 |
| Aug-19 | 4 | -33% | 9 | 29% | 0.44 | 50 | -29% | 12.50 | 72 | 93.9% | 223,900 | -10.9% | 239,000 | 0.6% | 225,750 | 2.0% | 217.2 |
| Sep-19 | 8 | 167% | 6 | 0% | 1.33 | 42 | -34% | 5.25 | 102 | 94.9% | 228,800 | 0.0% | 255,000 | -13.6% | 261,050 | -3.7% | 221.9 |
| Oct-19 | 3 | -25% | 7 | 40% | 0.43 | 40 | -29% | 13.33 | 107 | 93.1% | 244,900 | 13.7% | 213,500 | 17.6% | 204,167 | 19.5% | 237.5 |
| Nov-19 | 4 | 100% | 5 | 0% | 0.80 | 35 | -30% | 8.75 | 48 | 95.2% | 253,800 | 14.3% | 180,050 | -24.9% | 176,025 | -26.6% | 246.2 |
| Dec-19 | 2 | 100% | 6 | 50% | 0.33 | 36 | -25% | 18.00 | 129 | 94.3% | 251,000 | 12.5% | 211,200 | 24.2% | 211,200 | 24.2% | 243.5 |
| 2019 | 40 | -15% | 94 | -15% | 0.43 | 47 | -23% | 14.03 | 85 | 94.3% | 236,783 | -0.9% | 225,000 | 2.3% | 227,634 | -0.2% | 229.7 |
| Jan-20 | 4 | 100% | 9 | 80% | 0.44 | 40 | -17% | 10.00 | 71 | 89.6% | 235,400 | -0.6% | 187,500 | 84.4% | 168,750 | 65.9% | 228.3 |
| Feb-20 | 2 | 100% | 8 | 100% | 0.25 | 43 | -9% | 21.50 | 22 | 95.7% | 218,200 | 0.7% | 293,750 | 3.1% | 293,750 | 3.1% | 211.6 |
| Mar-20 | 2 | 0% | 5 | -38% | 0.40 | 42 | -16% | 21.00 | 96 | 91.4% | 221,000 | -3.7% | 127,500 | -35.8% | 127,500 | -35.8% | 214.4 |
| Apr-20 | 2 | 100% | 4 | -56% | 0.50 | 42 | -22% | 21.00 | 89 | 94.8% | 221,600 | -2.1% | 255,000 | -1.9% | 255,000 | -1.9% | 214.9 |
| May-20 | 5 | 0% | 8 | -47% | 0.63 | 42 | -24% | 8.40 | 118 | 93.9% | 227,300 | -8.9% | 295,000 | 20.4% | 319,300 | 14.6% | 220.5 |
| Jun-20 | 3 | - | 9 | -10% | 0.33 | 43 | -23% | 14.33 | 54 | 95.9% | 231,400 | -6.4% | 378,000 | - | 330,000 | - | 224.4 |
| Jul-20 | 9 | 13% | 13 | 30% | 0.69 | 44 | -8% | 4.89 | 201 | 89.5% | 235,100 | 0.9% | 190,000 | -23.1% | 168,722 | -26.5% | 228.0 |
| Aug-20 | 7 | 75% | 11 | 22% | 0.64 | 43 | -14% | 6.14 | 70 | 96.9% | 244,900 | 9.4% | 267,000 | 11.7% | 252,571 | 11.9% | 237.5 |
| Sep-20 | 6 | -25% | 10 | 67% | 0.60 | 43 | 2% | 7.17 | 28 | 97.0% | 253,500 | 10.8% | 192,500 | -24.5% | 209,833 | -19.6% | 245.9 |
| Oct-20 | 8 | 167% | 8 | 14% | 1.00 | 36 | -10% | 4.50 | 99 | 94.2% | 263,400 | 7.6% | 226,500 | 6.1% | 258,675 | 26.7% | 255.5 |
| Nov-20 | 5 | 25% | 3 | -40% | 1.67 | 30 | -14% | 6.00 | 95 | 95.3% | 262,900 | 3.6% | 275,000 | 52.7% | 253,800 | 44.2% | 255.0 |
| Dec-20 | 2 | 0% | 4 | -33% | 0.50 | 30 | -17% | 15.00 | 202 | 93.0% | 263,100 | 4.8% | 332,500 | 57.4% | 332,500 | 57.4% | 255.2 |
| 2020 | 55 | 38% | 92 | -2% | 0.60 | 40 | -15% | 8.69 | 102 | 94.2% | 239,817 | 1.3% | 220,000 | -2.2% | 239,325 | 5.1% | 232.6 |
| Jan-21 | 5 | 25% | 8 | -11% | 0.63 | 31 | -23% | 6.20 | 187 | 97.2% | 261,700 | 11.2% | 242,500 | 29.3% | 267,900 | 58.8% | 253.8 |
| Feb-21 | 8 | 300% | 9 | 13% | 0.89 | 29 | -33% | 3.63 | 94 | 96.5% | 256,900 | 17.7% | 242,500 | -17.4% | 265,438 | -9.6% | 249.2 |
| Mar-21 | 5 | 150% | 11 | 120% | 0.45 | 35 | -17% | 7.00 | 81 | 96.7% | 258,400 | 16.9% | 277,000 | 117.3% | 311,800 | 144.5% | 250.6 |
| Apr-21 | 8 | 300% | 14 | 250% | 0.57 | 38 | -10% | 4.75 | 143 | 95.7% | 270,700 | 22.2% | 299,000 | 17.3% | 307,875 | 20.7% | 262.6 |
| May-21 | 10 | 100% | 12 | 50% | 0.83 | 39 | -7% | 3.90 | 41 | 96.3% | 271,000 | 19.2% | 295,000 | 0.0% | 292,900 | -8.3% | 262.9 |
| Jun-21 | 4 | 33% | 8 | -11% | 0.50 | 41 | -5% | 10.25 | 115 | 96.3% | 262,800 | 13.6% | 236,000 | -37.6% | 231,375 | -29.9% | 254.9 |
| Jul-21 | 4 | -56% | 4 | -69% | 1.00 | 38 | -14% | 9.50 | 99 | 93.0% | 263,000 | 11.9% | 227,500 | 19.7% | 277,250 | 64.3% | 255.1 |
| Aug-21 | 3 | -57% | 11 | 0% | 0.27 | 45 | 5% | 15.00 | 105 | 91.6% | 258,700 | 5.6% | 255,000 | -4.5% | 251,667 | -0.4% | 250.9 |
| Sep-21 | 2 | -67% | 6 | -40% | 0.33 | 46 | 7% | 23.00 | 178 | 92.5% | 257,300 | 1.5% | 200,750 | 4.3% | 200,750 | -4.3% | 249.6 |
| Oct-21 | 4 | -50% | 8 | 0% | 0.50 | 43 | 19% | 10.75 | 163 | 97.2% | 254,100 | -3.5% | 349,250 | 54.2% | 319,625 | 23.6% | 246.5 |
| Nov-21 | 5 | 0% | 4 | 33% | 1.25 | 38 | 27% | 7.60 | 100 | 95.7% | 254,500 | -3.2% | 280,000 | 1.8% | 333,100 | 31.2% | 246.8 |
| Dec-21 | 5 | 150% | 4 | 0% | 1.25 | 35 | 17% | 7.00 | 89 | 94.7% | 268,900 | 2.2% | 285,000 | -14.3% | 292,000 | -12.2% | 260.8 |
| 2021 | 63 | 15% | 99 | 8% | 0.64 | 38 | -4% | 7.27 | 107 | 95.7% | 261,500 | 9.0% | 277,000 | 25.9% | 285,857 | 19.4% | 253.6 |
| Jan-22 | 1 | -80% | 2 | -75% | 0.50 | 33 | 6% | 33.00 | 124 | 92.9% | 267,300 | 2.1% | 315,000 | 29.9% | 315,000 | 17.6% | 259.3 |
| Feb-22 | 6 | -25% | 12 | 33% | 0.50 | 37 | 28% | 6.17 | 154 | 96.6% | 271,700 | 5.8% | 355,000 | 46.4% | 382,667 | 44.2% | 263.5 |
| Mar-22 | 8 | 60% | 5 | -55% | 1.60 | 31 | -11% | 3.88 | 78 | 96.5% | 272,200 | 5.3% | 271,500 | -2.0% | 274,750 | -11.9% | 264.0 |
| Apr-22 | 4 | -50% | 15 | 7% | 0.27 | 38 | 0% | 9.50 | 98 | 97.0% | 267,000 | -1.4% | 297,500 | -0.5% | 318,250 | 3.4% | 259.0 |
| May-22 | 5 | -50% | 19 | 58% | 0.26 | 50 | 28% | 10.00 | 106 | 96.2% | 264,100 | -2.5% | 360,000 | 22.0% | 331,600 | 13.2% | 256.2 |
| Jun-22 | 12 | 200% | 7 | -13% | 1.71 | 40 | -2% | 3.33 | 72 | 95.1% | 262,100 | -0.3% | 231,000 | -2.1% | 273,750 | 18.3% | 254.2 |
| Jul-22 | 6 | 50% | 10 | 150% | 0.60 | 40 | 5% | 6.67 | 127 | 91.6% | 269,000 | 2.3% | 212,250 | -6.7% | 220,083 | -20.6% | 260.9 |
| Aug-22 | 5 | 67% | 8 | -27% | 0.63 | 38 | -16% | 7.60 | 113 | 96.1% | 271,300 | 4.9% | 258,000 | 1.2% | 279,400 | 11.0% | 263.1 |
| Sep-22 | 6 | 200% | 4 | -33% | 1.50 | 34 | -26% | 5.67 | 79 | 95.5% | 271,300 | 5.4% | 249,500 | 24.3% | 244,833 | 22.0% | 263.1 |
| Oct-22 | 2 | -50% | 7 | -13% | 0.29 | 32 | -26% | 16.00 | 41 | 98.0% | 262,400 | 3.3% | 350,000 | 0.2% | 350,000 | 9.5% | 254.5 |
| Nov-22 | 2 | -60% | 12 | 200% | 0.17 | 26 | -32% | 13.00 | 55 | 96.0% | 263,800 | 3.7% | 290,500 | 3.8% | 290,500 | -12.8% | 255.9 |
| Dec-22 | 6 | 20% | 3 | -25% | 2.00 | 20 | -43% | 3.33 | 72 | 99.3% | 246,800 | -8.2% | 233,500 | -18.1% | 252,967 | -13.4% | 239.4 |
| 2022 | 63 | 0% | 104 | 5% | 0.61 | 35 | -9% | 6.65 | 93 | 96.0% | 265,750 | 1.6% | 278,000 | 0.4% | 285,878 | 0.0% | 257.8 |
| Jan-23 | 2 | 100% | 10 | 400% | 0.20 | 27 | -18% | 13.50 | 124 | 94.4% | 243,000 | -9.1% | 169,500 | -46.2% | 169,500 | -46.2% | 235.7 |
| Feb-23 | 1 | -83% | 3 | -75% | 0.33 | 28 | -24% | 28.00 | 35 | 100.0% | 249,100 | -8.3% | 369,900 | 4.2% | 369,900 | -3.3% | 241.6 |
| Mar-23 | 3 | -63% | 9 | 80% | 0.33 | 32 | 3% | 10.67 | 20 | 96.8% | 261,100 | -4.1% | 278,000 | 2.4% | 324,000 | 17.9% | 253.2 |
| Apr-23 | 4 | 0% | 8 | -47% | 0.50 | 35 | -8% | 8.75 | 83 | 95.3% | 263,800 | -1.2% | 245,000 | -17.6% | 228,000 | -28.4% | 255.9 |
| May-23 | 5 | 0% | 11 | -42% | 0.45 | 39 | -22% | 7.80 | 117 | 96.6% | 269,800 | 2.2% | 265,000 | -26.4% | 332,800 | 0.4% | 261.7 |
| Jun-23 | 6 | -50% | 8 | 14% | 0.75 | 39 | -3% | 6.50 | 58 | 95.1% | 267,800 | 2.2% | 250,000 | 8.2% | 247,833 | -9.5% | 259.7 |
| Jul-23 | 3 | -50% | 6 | -40% | 0.50 | 40 | 0% | 13.33 | 57 | 95.0% | 273,200 | 1.6% | 215,000 | 1.3% | 259,333 | 17.8% | 265.0 |
| Aug-23 | 9 | 80% | 4 | -50% | 2.25 | 34 | -11% | 3.78 | 122 | 93.7% | 273,400 | 0.8% | 250,000 | -3.1% | 286,333 | 2.5% | 265.2 |
| Sep-23 | 2 | -67% | 4 | 0% | 0.50 | 30 | -12% | 15.00 | 96 | 82.4% | 273,900 | 1.0% | 173,500 | -30.5% | 173,500 | -29.1% | 265.7 |
| Oct-23 | - | -100% | 6 | -14% | - | 28 | -13% | - | - | - | 265,500 | 1.2% | - | - | - | - | 257.5 |
| Nov-23 | 1 | -50% | 8 | -33% | 0.13 | 32 | 23% | 32.00 | 193 | 98.7% | 261,000 | -1.1% | 315,000 | 8.4% | 315,000 | 8.4% | 253.2 |
| Dec-23 | 1 | -83% | 8 | 167% | 0.13 | 35 | 75% | 35.00 | 170 | 62.0% | 257,100 | 4.2% | 80,000 | -65.7% | 80,000 | -68.4% | 249.4 |
| 2023 | 37 | -41% | 85 | -18% | 0.44 | 33 | -5% | 10.78 | 93 | 94.5% | 263,225 | -1.0% | 252,000 | -9.4% | 265,970 | -7.0% | 255.3 |
| Jan-24 | 2 | 0% | 3 | -70% | 0.67 | 31 | 15% | 15.50 | 36 | 99.4% | 263,900 | 8.6% | 350,000 | 106.5% | 350,000 | 106.5% | 256.0 |
| Feb-24 | 3 | 200% | 6 | 100% | 0.50 | 29 | 4% | 9.67 | 202 | 94.9% | 271,800 | 9.1% | 214,000 | -42.1% | 252,667 | -31.7% | 263.6 |
| Mar-24 | 4 | 33% | 12 | 33% | 0.33 | 32 | 0% | 8.00 | 63 | 98.6% | 268,500 | 2.8% | 376,500 | 35.4% | 428,250 | 32.2% | 260.4 |
| Apr-24 | 7 | 75% | 6 | -25% | 1.17 | 29 | -17% | 4.14 | 92 | 95.6% | 277,800 | 5.3% | 317,000 | 29.4% | 361,000 | 58.3% | 269.4 |
| May-24 | 3 | -40% | 12 | 9% | 0.25 | 35 | -10% | 11.67 | 115 | 97.6% | 267,400 | -0.9% | 219,000 | -17.4% | 206,333 | -38.0% | 259.4 |
| Jun-24 | 3 | -50% | 14 | 75% | 0.21 | 46 | 18% | 15.33 | 54 | 94.5% | 273,900 | 2.3% | 167,500 | -33.0% | 166,800 | -32.7% | 265.7 |
| Jul-24 | 10 | 233% | 10 | 67% | 1.00 | 44 | 10% | 4.40 | 79 | 92.7% | 278,300 | 1.9% | 260,000 | 20.9% | 244,400 | -5.8% | 269.9 |
| Aug-24 | 3 | -67% | 4 | 0% | 0.75 | 39 | 15% | 13.00 | 44 | 97.8% | 280,100 | 2.5% | 420,000 | 68.0% | 406,667 | 42.0% | 271.7 |
| Sep-24 | 8 | 300% | 7 | 75% | 1.14 | 32 | 7% | 4.00 | 71 | 92.9% | 277,20 | | | | | | |

MEADOW LAKE

| | Sales | Y/Y% | New Listings | Y/Y% | S/NL Ratio | Inventory | Y/Y% | Months of Supply | DOM | SP/LP | Benchmark Price | Y/Y% | Median Price | Y/Y% | Average Price | Y/Y% | Index |
|-------------|-----------|-------------|--------------|-------------|-------------|-----------|-------------|------------------|-----------|--------------|-----------------|--------------|----------------|--------------|----------------|--------------|--------------|
| Jan-13 | 2 | -60% | 9 | -40% | 0.22 | 38 | -10% | 19.00 | 133 | 90.2% | 239,400 | 6.1% | 279,250 | -6.9% | 279,250 | 32.7% | 232.9 |
| Feb-13 | 2 | -60% | 8 | 0% | 0.25 | 42 | 2% | 21.00 | 88 | 93.9% | 235,500 | 4.9% | 169,500 | -15.3% | 169,500 | -30.4% | 229.1 |
| Mar-13 | 4 | -64% | 16 | 14% | 0.25 | 51 | 21% | 12.75 | 64 | 95.1% | 241,300 | 6.6% | 182,500 | -3.9% | 230,500 | 13.8% | 234.7 |
| Apr-13 | 10 | 11% | 22 | 29% | 0.45 | 60 | 33% | 6.00 | 68 | 95.4% | 235,900 | 5.5% | 212,500 | -5.6% | 215,150 | -6.4% | 229.5 |
| May-13 | 7 | 40% | 18 | 6% | 0.39 | 66 | 29% | 9.43 | 45 | 95.4% | 233,100 | 0.2% | 175,000 | -14.6% | 189,771 | -23.4% | 226.8 |
| Jun-13 | 16 | 220% | 13 | 0% | 1.23 | 55 | 2% | 3.44 | 67 | 96.2% | 232,000 | 0.7% | 243,000 | 13.0% | 272,188 | 12.3% | 225.7 |
| Jul-13 | 7 | -13% | 11 | 10% | 0.64 | 51 | -2% | 7.29 | 95 | 96.1% | 234,500 | -6.3% | 250,000 | 37.0% | 237,616 | 13.4% | 228.1 |
| Aug-13 | 5 | -17% | 7 | -22% | 0.71 | 47 | -8% | 9.40 | 110 | 94.5% | 236,400 | -1.4% | 158,000 | -29.0% | 172,400 | -32.1% | 230.0 |
| Sep-13 | 10 | 67% | 7 | 17% | 1.43 | 37 | -16% | 3.70 | 71 | 95.9% | 237,800 | 2.4% | 240,000 | 1.1% | 265,250 | 4.6% | 231.3 |
| Oct-13 | 2 | -50% | 9 | 50% | 0.22 | 35 | -15% | 17.50 | 104 | 96.8% | 236,000 | 4.0% | 230,000 | 27.4% | 230,000 | 20.8% | 229.6 |
| Nov-13 | 7 | 250% | 5 | -17% | 1.40 | 30 | -23% | 4.29 | 73 | 94.6% | 233,800 | 3.5% | 262,000 | -4.7% | 218,857 | -20.4% | 227.4 |
| Dec-13 | 1 | -80% | 1 | -83% | 1.00 | 23 | -34% | 23.00 | 144 | 92.2% | 233,900 | 3.8% | 244,250 | -19.9% | 244,250 | -15.2% | 227.5 |
| 2013 | 73 | 3% | 126 | -1% | 0.58 | 45 | 0% | 7.33 | 76 | 95.4% | 235,800 | 2.4% | 225,000 | 4.7% | 233,815 | 0.7% | 229.4 |
| Jan-14 | 4 | 100% | 9 | 0% | 0.44 | 24 | -37% | 6.00 | 144 | 95.7% | 228,600 | -4.5% | 248,000 | -11.2% | 240,000 | -14.1% | 222.4 |
| Feb-14 | 3 | 50% | 2 | -75% | 1.50 | 22 | -48% | 7.33 | 72 | 96.2% | 228,200 | -3.1% | 218,000 | 28.6% | 238,333 | 40.6% | 222.0 |
| Mar-14 | 6 | 50% | 10 | -38% | 0.60 | 25 | -51% | 4.17 | 77 | 95.5% | 228,500 | -5.3% | 223,750 | 22.6% | 237,833 | 3.2% | 222.3 |
| Apr-14 | 6 | -40% | 13 | -41% | 0.46 | 28 | -53% | 4.67 | 65 | 96.6% | 235,700 | -0.1% | 266,000 | 25.2% | 242,417 | 12.7% | 229.3 |
| May-14 | 11 | 57% | 15 | -17% | 0.73 | 32 | -52% | 2.91 | 56 | 95.1% | 237,000 | 1.7% | 240,000 | 37.1% | 261,682 | 37.9% | 230.5 |
| Jun-14 | 10 | -38% | 12 | -8% | 0.83 | 33 | -40% | 3.30 | 54 | 96.5% | 240,800 | 3.8% | 325,500 | 34.0% | 304,200 | 11.8% | 234.2 |
| Jul-14 | 12 | 71% | 14 | 27% | 0.86 | 30 | -41% | 2.50 | 63 | 97.1% | 244,500 | 4.3% | 259,000 | 3.6% | 265,958 | 11.9% | 237.8 |
| Aug-14 | 2 | -60% | 7 | 0% | 0.29 | 34 | -28% | 17.00 | 41 | 97.3% | 240,300 | 1.6% | 240,500 | 52.2% | 240,500 | 39.5% | 233.8 |
| Sep-14 | 5 | -50% | 8 | 14% | 0.63 | 35 | -5% | 7.00 | 66 | 97.2% | 237,200 | -0.3% | 246,000 | 2.5% | 227,100 | -14.4% | 230.7 |
| Oct-14 | 7 | 250% | 8 | -11% | 0.88 | 33 | -6% | 4.71 | 40 | 96.7% | 238,700 | 1.1% | 274,000 | 19.1% | 281,843 | 22.5% | 232.2 |
| Nov-14 | 5 | -29% | 3 | -40% | 1.67 | 29 | -3% | 5.80 | 92 | 94.8% | 234,200 | 0.2% | 230,000 | -12.2% | 237,660 | 8.6% | 227.8 |
| Dec-14 | 5 | 400% | 4 | 300% | 1.25 | 24 | 4% | 4.80 | 36 | 95.5% | 234,700 | 0.3% | 325,000 | 33.1% | 348,500 | 42.7% | 228.3 |
| 2014 | 76 | 4% | 105 | -17% | 0.72 | 29 | -35% | 4.59 | 64 | 96.2% | 235,700 | 0.0% | 265,000 | 17.8% | 265,641 | 13.6% | 229.3 |
| Jan-15 | 2 | -50% | 9 | 0% | 0.22 | 29 | 21% | 14.50 | 139 | 90.4% | 231,900 | 1.4% | 259,000 | 4.4% | 259,000 | 7.9% | 225.6 |
| Feb-15 | 7 | 133% | 5 | 150% | 1.40 | 26 | 18% | 3.71 | 104 | 96.9% | 249,200 | 9.2% | 275,000 | 26.1% | 229,786 | -3.6% | 242.4 |
| Mar-15 | 4 | -33% | 9 | -10% | 0.44 | 29 | 16% | 7.25 | 92 | 95.8% | 257,400 | 12.6% | 237,000 | 5.9% | 233,750 | -1.7% | 250.4 |
| Apr-15 | 2 | -67% | 12 | -8% | 0.17 | 37 | 32% | 18.50 | 97 | 95.4% | 257,200 | 9.1% | 276,500 | 3.9% | 276,500 | 14.1% | 250.2 |
| May-15 | 7 | -36% | 10 | -33% | 0.70 | 38 | 19% | 5.43 | 101 | 96.8% | 243,600 | 2.8% | 278,000 | 15.8% | 268,571 | 2.6% | 237.0 |
| Jun-15 | 7 | -30% | 8 | -33% | 0.88 | 39 | 18% | 5.57 | 57 | 93.6% | 241,200 | 0.2% | 219,000 | -32.7% | 211,786 | -30.4% | 234.6 |
| Jul-15 | 3 | -75% | 11 | -21% | 0.27 | 41 | 37% | 13.67 | 156 | 95.6% | 244,600 | 0.0% | 280,000 | 8.1% | 308,333 | 15.9% | 237.9 |
| Aug-15 | 12 | 500% | 8 | 14% | 1.50 | 36 | 6% | 3.00 | 66 | 96.5% | 244,000 | 1.5% | 268,000 | 11.4% | 287,542 | 19.6% | 239.4 |
| Sep-15 | 4 | -20% | 7 | -13% | 0.57 | 32 | -9% | 8.00 | 84 | 95.9% | 250,200 | 5.5% | 305,000 | 24.0% | 301,750 | 32.9% | 243.4 |
| Oct-15 | 3 | -57% | 4 | -50% | 0.75 | 28 | -15% | 9.33 | 24 | 92.8% | 242,600 | 1.6% | 225,000 | -17.9% | 206,667 | -26.7% | 236.0 |
| Nov-15 | 2 | -60% | 4 | 33% | 0.50 | 27 | -7% | 13.50 | 116 | 88.2% | 249,000 | 6.3% | 206,000 | -10.4% | 206,000 | -13.3% | 242.2 |
| Dec-15 | 3 | -40% | 3 | -25% | 1.00 | 25 | 4% | 8.33 | 47 | 96.6% | 238,400 | 1.6% | 282,500 | -13.1% | 298,500 | -14.3% | 231.9 |
| 2015 | 56 | -26% | 90 | -14% | 0.62 | 32 | 11% | 6.91 | 84 | 95.4% | 245,775 | 4.3% | 260,000 | -1.9% | 258,696 | -2.6% | 239.1 |
| Jan-16 | - | -100% | 1 | -89% | - | 24 | -17% | - | - | - | 251,100 | 8.3% | - | - | - | - | 244.3 |
| Feb-16 | 5 | -29% | 5 | 0% | 1.00 | 24 | -8% | 4.80 | 78 | 95.1% | 239,800 | -3.8% | 289,000 | 5.1% | 285,800 | 24.4% | 233.3 |
| Mar-16 | 1 | -75% | 10 | 11% | 0.10 | 33 | 14% | 33.00 | 183 | 95.9% | 239,600 | -6.9% | 165,000 | -30.4% | 165,000 | -29.4% | 233.1 |
| Apr-16 | 8 | 300% | 14 | 17% | 0.57 | 34 | -8% | 4.25 | 124 | 95.4% | 237,300 | -7.7% | 227,000 | -17.9% | 204,500 | -26.0% | 230.8 |
| May-16 | 7 | 0% | 14 | 40% | 0.50 | 39 | 3% | 5.57 | 67 | 97.0% | 245,900 | 0.9% | 177,000 | -36.3% | 170,929 | -21.5% | 239.2 |
| Jun-16 | 6 | -14% | 11 | 38% | 0.55 | 40 | 3% | 6.67 | 59 | 94.6% | 247,200 | 2.5% | 179,450 | -18.1% | 178,817 | -15.6% | 240.5 |
| Jul-16 | 4 | 33% | 7 | -36% | 0.57 | 39 | -5% | 9.75 | 56 | 96.9% | 252,600 | 3.3% | 347,000 | 23.9% | 353,375 | 14.6% | 245.7 |
| Aug-16 | 3 | -75% | 8 | 0% | 0.38 | 38 | 6% | 12.67 | 24 | 97.5% | 248,200 | 1.7% | 341,000 | 27.2% | 336,667 | 17.1% | 241.4 |
| Sep-16 | 4 | 0% | 5 | -29% | 0.80 | 36 | 13% | 9.00 | 170 | 92.5% | 237,800 | -5.0% | 379,000 | 24.3% | 373,250 | 23.7% | 231.3 |
| Oct-16 | 6 | 100% | 5 | 25% | 1.20 | 31 | 11% | 5.17 | 123 | 96.1% | 236,100 | -2.7% | 258,000 | 14.7% | 254,750 | 23.3% | 229.7 |
| Nov-16 | 3 | 50% | 8 | 100% | 0.38 | 34 | 26% | 11.33 | 126 | 91.8% | 248,900 | 0.0% | 160,000 | -22.3% | 178,333 | -13.4% | 242.1 |
| Dec-16 | 2 | -33% | 3 | 0% | 0.67 | 33 | 32% | 16.50 | 108 | 88.1% | 247,700 | 3.9% | 122,500 | -56.6% | 122,500 | -59.0% | 241.0 |
| 2016 | 49 | -13% | 91 | 1% | 0.54 | 34 | 5% | 8.27 | 96 | 95.2% | 244,350 | -0.6% | 242,900 | -6.6% | 244,988 | -5.3% | 237.7 |
| Jan-17 | 2 | - | 5 | 400% | 0.40 | 33 | 38% | 16.50 | 49 | 85.7% | 237,600 | -5.4% | 115,250 | - | 115,250 | - | 231.1 |
| Feb-17 | 1 | -80% | 8 | 60% | 0.13 | 40 | 67% | 40.00 | 66 | 89.0% | 223,500 | -6.8% | 73,000 | -74.7% | 73,000 | -74.5% | 217.4 |
| Mar-17 | 4 | 300% | 16 | 60% | 0.25 | 47 | 42% | 11.75 | 38 | 96.6% | 238,800 | -0.3% | 243,500 | 47.6% | 227,125 | 37.7% | 232.3 |
| Apr-17 | 6 | -25% | 10 | -29% | 0.60 | 48 | 41% | 8.00 | 85 | 95.5% | 251,800 | 6.1% | 256,500 | 13.0% | 271,667 | 32.8% | 244.9 |
| May-17 | 4 | -43% | 17 | 21% | 0.24 | 58 | 49% | 14.50 | 88 | 95.0% | 262,700 | 6.8% | 255,000 | 44.1% | 264,250 | 25.3% | 255.5 |
| Jun-17 | 6 | 0% | 16 | 45% | 0.38 | 66 | 65% | 11.00 | 106 | 95.9% | 255,700 | 3.4% | 307,000 | 71.1% | 279,833 | 56.5% | 248.7 |
| Jul-17 | 4 | 0% | 10 | 43% | 0.40 | 64 | 64% | 16.00 | 45 | 96.9% | 256,200 | 1.4% | 290,000 | -16.4% | 288,625 | -18.3% | 249.2 |
| Aug-17 | 5 | 67% | 8 | 0% | 0.63 | 61 | 61% | 12.20 | 75 | 93.1% | 238,900 | -3.7% | 164,000 | -51.9% | 168,800 | -49.9% | 232.4 |
| Sep-17 | 3 | -25% | 4 | -20% | 0.75 | 56 | 56% | 18.67 | 139 | 95.8% | 237,400 | -0.2% | 232,500 | -38.7% | 226,833 | -39.2% | 230.9 |
| Oct-17 | 3 | -50% | 8 | 60% | 0.38 | 56 | 81% | 18.67 | 67 | 90.4% | 235,300 | -0.3% | 177,500 | -31.2% | 189,167 | -25.7% | 228.9 |
| Nov-17 | 1 | -67% | 10 | 25% | 0.10 | 58 | 71% | 58.00 | 202 | 77.2% | 232,500 | -6.6% | 108,000 | -32.5% | 108,000 | -39.4% | 226.2 |
| Dec-17 | 1 | -50% | 2 | -33% | 0.50 | 56 | 70% | 56.00 | 279 | 96.3% | 221,200 | -10.7% | 260,000 | 112.2% | 260,000 | 112.2% | 215.2 |
| 2017 | 40 | -18% | 114 | 25% | 0.35 | 54 | 59% | 16.08 | 87 | 94.7% | 240,967 | -1.4% | 233,750 | -3.8% | 229,813 | -6.2% | 234.4 |
| Jan-18 | 4 | 100% | 6 | 20% | 0.67 | 54 | 64% | 13.50 | 208 | 94.0% | 232,000 | -2.4% | 190,250 | 65.1% | 177,125 | 53.7% | 225.7 |
| Feb-18 | - | -100% | 5 | -38% | - | 59 | 48% | - | - | - | 245,000 | 9.6% | - | - | - | - | 238.3 |
| Mar-18 | 5 | 25% | 14 | -13% | 0.36 | 60 | 28% | 12.00 | 104 | 93.9% | 254,600 | 6.6% | 210,000 | -13.8% | 207,000 | -8.9% | 247.7 |
| Apr-18 | 7 | 17% | 15 | 50% | 0.47 | 56 | 17% | 8.00 | 204 | 92.6% | 253,200 | 0.6% | 220,000 | -14.2% | 230,357 | -15.2% | 246.3 |
| May-18 | 3 | -25% | 12 | -29% | 0.25 | 62 | 7% | 20.67 | 119 | 95.4% | 240,700 | -8.4% | 219,000 | -14.1% | 220,667 | -16.5% | 234.1 |
| Jun-18 | 4 | -33% | 12 | -25% | 0.33 | 62 | -6% | 15.50 | 85 | 94.1% | 243,900 | -4.6% | 232,750 | -24.2% | 206,500 | -26.2% | 237.3 |
| Jul-18 | 7 | 75% | 11 | 10% | 0.64 | 62 | -3% | 8.86 | 87 | 93.8% | 254,600 | -0.6% | 270,000 | -6.9% | 304,986 | 5.7% | 247.7 |
| Aug-18 | 5 | 0% | 7 | -13% | 0.71 | 63 | 3% | 12.60 | 82 | 93.5% | 250,900 | 5.0% | 255,000 | 55.5% | 221,500 | 31.2% | 244.1 |
| Sep-18 | 3 | 0% | 6 | 50% | 0.50 | 58 | 4% | 19.33 | 196</ | | | | | | | | |

MEADOW LAKE

| | Sales | Y/Y% | New Listings | Y/Y% | S/NL Ratio | Inventory | Y/Y% | Months of Supply | DOM | SP/LP | Benchmark Price | Y/Y% | Median Price | Y/Y% | Average Price | Y/Y% | Index |
|-------------|-----------|-------------|--------------|-------------|-------------|-----------|-------------|------------------|------------|--------------|-----------------|--------------|----------------|--------------|----------------|--------------|--------------|
| Jan-19 | 2 | -50% | 5 | -17% | 0.40 | 43 | -20% | 21.50 | 73 | 90.1% | 236,400 | 1.9% | 101,700 | -46.5% | 101,700 | -42.6% | 230.0 |
| Feb-19 | 1 | - | 3 | -40% | 0.33 | 41 | -31% | 41.00 | 218 | 95.0% | 216,200 | -11.8% | 285,000 | - | 285,000 | - | 210.3 |
| Mar-19 | 2 | -60% | 8 | -43% | 0.25 | 44 | -27% | 22.00 | 66 | 93.4% | 228,900 | -10.1% | 198,500 | -5.5% | 198,500 | -4.1% | 222.7 |
| Apr-19 | 1 | -86% | 8 | -47% | 0.13 | 47 | -16% | 47.00 | 220 | 96.7% | 225,800 | -10.8% | 260,000 | 18.2% | 260,000 | 12.9% | 219.6 |
| May-19 | 5 | 67% | 13 | 8% | 0.38 | 47 | -24% | 9.40 | 66 | 91.4% | 249,100 | 3.5% | 245,000 | 11.9% | 278,600 | 26.3% | 242.3 |
| Jun-19 | - | -100% | 10 | -17% | - | 50 | -19% | - | - | - | 246,600 | 1.1% | - | - | - | - | 239.9 |
| Jul-19 | 8 | 14% | 10 | -9% | 0.80 | 44 | -29% | 5.50 | 59 | 96.4% | 232,800 | -8.6% | 247,000 | -8.5% | 229,569 | -24.7% | 226.5 |
| Aug-19 | 4 | -20% | 9 | 29% | 0.44 | 47 | -25% | 11.75 | 72 | 93.9% | 223,800 | -10.8% | 239,000 | -6.3% | 225,750 | 1.9% | 217.7 |
| Sep-19 | 8 | 167% | 5 | -17% | 1.60 | 38 | -34% | 4.75 | 102 | 94.9% | 228,700 | 0.2% | 255,000 | -13.6% | 261,050 | -3.7% | 222.5 |
| Oct-19 | 3 | -25% | 5 | 25% | 0.60 | 35 | -30% | 11.67 | 107 | 93.1% | 244,700 | 13.9% | 213,500 | 17.6% | 204,167 | 19.5% | 238.0 |
| Nov-19 | 3 | 50% | 5 | 0% | 0.60 | 31 | -30% | 10.33 | 60 | 93.5% | 253,600 | 14.5% | 100,000 | -58.3% | 141,700 | -40.9% | 246.7 |
| Dec-19 | 2 | 100% | 5 | 25% | 0.40 | 31 | -28% | 15.50 | 129 | 94.3% | 250,700 | 12.7% | 211,200 | 24.2% | 211,200 | 24.2% | 243.9 |
| 2019 | 39 | -13% | 86 | -15% | 0.45 | 42 | -26% | 12.77 | 87 | 94.2% | 236,442 | -0.9% | 220,000 | 0.5% | 226,317 | -0.5% | 230.0 |
| Jan-20 | 4 | 100% | 7 | 40% | 0.57 | 34 | -21% | 8.50 | 71 | 89.6% | 235,200 | -0.5% | 187,500 | 84.4% | 168,750 | 65.9% | 228.8 |
| Feb-20 | 1 | 0% | 8 | 167% | 0.13 | 38 | -7% | 38.00 | 18 | 94.0% | 218,100 | 0.9% | 337,500 | 18.4% | 337,500 | 18.4% | 212.2 |
| Mar-20 | 2 | 0% | 5 | -38% | 0.40 | 38 | -14% | 19.00 | 96 | 91.4% | 220,700 | -3.6% | 127,500 | -35.8% | 127,500 | -35.8% | 214.7 |
| Apr-20 | 1 | 0% | 3 | -63% | 0.33 | 39 | -17% | 39.00 | 73 | 93.9% | 221,300 | -2.0% | 290,000 | 11.5% | 290,000 | 11.5% | 215.3 |
| May-20 | 5 | 0% | 7 | -46% | 0.71 | 39 | -17% | 7.80 | 118 | 93.9% | 227,000 | -8.9% | 295,000 | 20.4% | 319,300 | 14.6% | 220.8 |
| Jun-20 | 2 | - | 7 | -30% | 0.29 | 39 | -22% | 19.50 | 43 | 96.8% | 231,200 | -6.2% | 306,000 | - | 306,000 | - | 224.9 |
| Jul-20 | 8 | 0% | 11 | 10% | 0.73 | 39 | -11% | 4.88 | 224 | 88.1% | 234,800 | 0.9% | 177,500 | -28.1% | 156,688 | -31.7% | 228.4 |
| Aug-20 | 7 | 75% | 10 | 11% | 0.70 | 37 | -21% | 5.29 | 70 | 96.9% | 244,400 | 9.2% | 267,000 | 11.7% | 252,571 | 11.9% | 237.7 |
| Sep-20 | 5 | -38% | 9 | 80% | 0.56 | 38 | 0% | 7.60 | 30 | 97.5% | 253,000 | 10.6% | 180,000 | -29.4% | 185,000 | -29.1% | 246.1 |
| Oct-20 | 5 | 67% | 6 | 20% | 0.83 | 32 | -9% | 6.40 | 110 | 96.3% | 262,600 | 7.3% | 260,000 | 21.8% | 246,500 | 20.7% | 255.4 |
| Nov-20 | 5 | 67% | 3 | -40% | 1.67 | 28 | -10% | 5.60 | 95 | 95.3% | 262,000 | 3.3% | 275,000 | 175.0% | 253,800 | 79.1% | 254.9 |
| Dec-20 | 2 | 0% | 2 | -60% | 1.00 | 26 | -16% | 13.00 | 202 | 93.0% | 262,200 | 4.6% | 332,500 | 57.4% | 332,500 | 57.4% | 255.1 |
| 2020 | 47 | 21% | 78 | -9% | 0.60 | 36 | -14% | 9.09 | 109 | 94.2% | 239,375 | 1.2% | 205,000 | -6.8% | 231,468 | 2.3% | 232.9 |
| Jan-21 | 5 | 25% | 7 | 0% | 0.71 | 26 | -24% | 5.20 | 187 | 97.2% | 260,800 | 10.9% | 242,500 | 29.3% | 267,900 | 58.8% | 253.7 |
| Feb-21 | 8 | 700% | 9 | 13% | 0.89 | 24 | -37% | 3.00 | 94 | 96.5% | 256,000 | 17.4% | 242,500 | -28.1% | 265,438 | -21.4% | 249.0 |
| Mar-21 | 4 | 100% | 9 | 80% | 0.44 | 29 | -24% | 7.25 | 64 | 95.4% | 257,500 | 16.7% | 273,000 | 114.1% | 281,000 | 120.4% | 250.5 |
| Apr-21 | 8 | 700% | 14 | 367% | 0.57 | 32 | -18% | 4.00 | 143 | 95.7% | 269,800 | 21.9% | 299,000 | 3.1% | 307,875 | 6.2% | 262.5 |
| May-21 | 9 | 80% | 11 | 57% | 0.82 | 33 | -15% | 3.67 | 40 | 96.7% | 270,100 | 19.0% | 300,000 | 1.7% | 293,222 | -8.2% | 262.7 |
| Jun-21 | 3 | 50% | 7 | 0% | 0.43 | 35 | -10% | 11.67 | 148 | 96.3% | 261,400 | 13.1% | 232,000 | -24.2% | 219,000 | -28.4% | 254.3 |
| Jul-21 | 4 | -50% | 4 | -64% | 1.00 | 33 | -15% | 8.25 | 99 | 93.0% | 261,600 | 11.4% | 227,500 | 28.2% | 277,250 | 76.9% | 254.5 |
| Aug-21 | 3 | -57% | 9 | -10% | 0.33 | 38 | 3% | 12.67 | 105 | 91.6% | 257,300 | 5.3% | 255,000 | -4.5% | 251,667 | -0.4% | 250.3 |
| Sep-21 | 2 | -60% | 5 | -44% | 0.40 | 38 | 0% | 19.00 | 178 | 92.5% | 255,900 | 1.1% | 200,750 | 11.5% | 200,750 | 8.5% | 248.9 |
| Oct-21 | 3 | -40% | 8 | 33% | 0.38 | 36 | 13% | 12.00 | 166 | 97.4% | 252,500 | -3.8% | 349,500 | 34.4% | 362,833 | 47.2% | 245.6 |
| Nov-21 | 5 | 0% | 4 | 33% | 1.25 | 32 | 14% | 6.40 | 100 | 95.7% | 252,900 | -3.5% | 280,000 | 1.8% | 333,100 | 31.2% | 246.0 |
| Dec-21 | 5 | 150% | 2 | 0% | 2.50 | 28 | 8% | 5.60 | 89 | 94.7% | 267,300 | 1.9% | 285,000 | -14.3% | 292,000 | -12.2% | 260.0 |
| 2021 | 59 | 26% | 89 | 14% | 0.66 | 32 | -10% | 6.51 | 109 | 95.7% | 260,258 | 8.7% | 277,000 | 35.1% | 285,178 | 23.2% | 253.0 |
| Jan-22 | - | -100% | 2 | -71% | - | 28 | 8% | - | - | - | 265,800 | 1.9% | - | - | - | - | 258.6 |
| Feb-22 | 4 | -50% | 11 | 22% | 0.36 | 33 | 38% | 8.25 | 101 | 96.7% | 270,400 | 5.6% | 392,500 | 61.9% | 414,000 | 56.0% | 263.0 |
| Mar-22 | 6 | 50% | 4 | -56% | 1.50 | 28 | -3% | 4.67 | 85 | 98.1% | 270,900 | 5.2% | 301,500 | 10.4% | 313,833 | 11.7% | 263.5 |
| Apr-22 | 4 | -50% | 15 | 7% | 0.27 | 35 | 9% | 8.75 | 98 | 97.0% | 265,800 | -1.5% | 297,500 | -0.5% | 318,250 | 3.4% | 258.6 |
| May-22 | 5 | -44% | 18 | 64% | 0.28 | 46 | 39% | 9.20 | 106 | 96.2% | 262,700 | -2.7% | 360,000 | 20.0% | 331,600 | 13.1% | 255.5 |
| Jun-22 | 12 | 300% | 7 | 0% | 1.71 | 37 | 6% | 3.08 | 72 | 95.1% | 260,800 | -0.2% | 231,000 | -0.4% | 273,750 | 25.0% | 253.7 |
| Jul-22 | 5 | 25% | 7 | 75% | 0.71 | 36 | 9% | 7.20 | 146 | 91.8% | 267,600 | 2.3% | 217,000 | -4.6% | 222,600 | -19.7% | 260.3 |
| Aug-22 | 5 | 67% | 8 | -11% | 0.63 | 35 | -8% | 7.00 | 113 | 96.1% | 270,100 | 5.0% | 258,000 | 1.2% | 279,400 | 11.0% | 262.7 |
| Sep-22 | 6 | 200% | 4 | -20% | 1.50 | 32 | -16% | 5.33 | 79 | 95.5% | 270,100 | 5.5% | 249,500 | 24.3% | 244,833 | 22.0% | 262.7 |
| Oct-22 | 2 | -33% | 5 | -38% | 0.40 | 29 | -19% | 14.50 | 41 | 98.0% | 261,100 | 3.4% | 350,000 | 0.1% | 350,000 | -3.5% | 254.0 |
| Nov-22 | 2 | -60% | 11 | 175% | 0.18 | 24 | -25% | 12.00 | 55 | 96.0% | 262,600 | 3.8% | 290,500 | 3.8% | 290,500 | -12.8% | 255.4 |
| Dec-22 | 5 | 0% | 2 | 0% | 2.50 | 19 | -32% | 3.80 | 85 | 93.2% | 245,800 | -8.0% | 150,000 | -47.4% | 193,560 | -33.7% | 239.1 |
| 2022 | 56 | -5% | 94 | 6% | 0.60 | 32 | -1% | 6.82 | 91 | 95.8% | 264,475 | 1.6% | 271,500 | -2.0% | 285,407 | 0.1% | 257.3 |
| Jan-23 | 2 | - | 8 | 300% | 0.25 | 24 | -14% | 12.00 | 124 | 94.4% | 241,800 | -9.0% | 169,500 | - | 169,500 | - | 235.2 |
| Feb-23 | 1 | -75% | 3 | -73% | 0.33 | 25 | -24% | 25.00 | 35 | 100.0% | 247,800 | -8.4% | 369,900 | -5.8% | 369,900 | -10.7% | 241.1 |
| Mar-23 | 3 | -50% | 9 | 125% | 0.33 | 29 | 4% | 9.67 | 20 | 96.8% | 259,600 | -4.2% | 278,000 | -7.8% | 324,000 | 3.2% | 252.5 |
| Apr-23 | 4 | 0% | 6 | -60% | 0.67 | 30 | -14% | 7.50 | 83 | 95.3% | 262,400 | -1.3% | 245,000 | -17.6% | 228,000 | -28.4% | 255.3 |
| May-23 | 5 | 0% | 11 | -39% | 0.45 | 35 | -24% | 7.00 | 117 | 96.6% | 268,500 | 2.2% | 265,000 | -26.4% | 332,800 | 0.4% | 261.2 |
| Jun-23 | 5 | -58% | 5 | -29% | 1.00 | 33 | -11% | 6.60 | 45 | 94.4% | 266,300 | 2.1% | 245,000 | 6.1% | 242,400 | -11.5% | 259.0 |
| Jul-23 | 2 | -60% | 5 | -29% | 0.40 | 34 | -6% | 17.00 | 69 | 90.9% | 271,800 | 1.6% | 159,000 | -26.7% | 159,000 | -28.6% | 264.4 |
| Aug-23 | 7 | 40% | 4 | -50% | 1.75 | 30 | -14% | 4.29 | 128 | 94.3% | 271,800 | 0.6% | 269,000 | 4.3% | 313,857 | 12.3% | 264.4 |
| Sep-23 | 2 | -67% | 3 | -25% | 0.67 | 26 | -19% | 13.00 | 96 | 82.4% | 272,400 | 0.9% | 173,500 | -30.5% | 173,500 | -29.1% | 265.0 |
| Oct-23 | - | -100% | 6 | 20% | - | 25 | -14% | - | - | - | 264,400 | 1.3% | - | - | - | - | 257.2 |
| Nov-23 | 1 | -50% | 8 | -27% | 0.13 | 29 | 21% | 29.00 | 193 | 98.7% | 259,900 | -1.0% | 315,000 | 8.4% | 315,000 | 8.4% | 252.8 |
| Dec-23 | 1 | -80% | 8 | 300% | 0.13 | 33 | 74% | 33.00 | 170 | 62.0% | 256,100 | 4.2% | 80,000 | -46.7% | 80,000 | -58.7% | 249.1 |
| 2023 | 33 | -41% | 76 | -19% | 0.43 | 29 | -8% | 10.70 | 93 | 94.4% | 261,900 | -1.0% | 252,000 | -7.2% | 264,421 | -7.4% | 254.8 |
| Jan-24 | 2 | 0% | 3 | -63% | 0.67 | 29 | 21% | 14.50 | 36 | 99.4% | 263,000 | 8.8% | 350,000 | 106.5% | 350,000 | 106.5% | 255.8 |
| Feb-24 | 3 | 200% | 6 | 100% | 0.50 | 27 | 8% | 9.00 | 202 | 94.9% | 270,600 | 9.2% | 214,000 | -42.1% | 252,667 | -31.7% | 263.2 |
| Mar-24 | 4 | 33% | 12 | 33% | 0.33 | 30 | 3% | 7.50 | 63 | 98.6% | 267,300 | 3.0% | 376,500 | 35.4% | 428,250 | 32.2% | 260.0 |
| Apr-24 | 7 | 75% | 6 | 0% | 1.17 | 27 | -10% | 3.86 | 92 | 95.6% | 276,800 | 5.5% | 317,000 | 29.4% | 361,000 | 58.3% | 269.3 |
| May-24 | 2 | -60% | 11 | 0% | 0.18 | 33 | -6% | 16.50 | 27 | 98.6% | 266,300 | -0.8% | 172,000 | -35.1% | 172,000 | -48.3% | 259.0 |
| Jun-24 | 3 | -40% | 13 | 160% | 0.23 | 43 | 30% | 14.33 | 54 | 94.5% | 273,400 | 2.7% | 167,500 | -31.6% | 166,800 | -31.2% | 266.0 |
| Jul-24 | 10 | 400% | 7 | 40% | 1.43 | 38 | 12% | 3.80 | 79 | 92.7% | 277,800 | 2.2% | 260,000 | 63.5% | 244,400 | 53.7% | 270.2 |
| Aug-24 | 3 | -57% | 4 | 0% | 0.75 | 33 | 10% | 11.00 | 44 | 97.8% | 279,500 | 2.8% | 420,000 | 56.1% | 406,667 | 29.6% | 271.9 |
| Sep-24 | 6 | 200% | 7 | 133% | 0.86 | 30 | 15% | 5.00 | 80 | 92.2% | 276,700 | 1.6% | 192,500 | 11.0% | 212 | | |