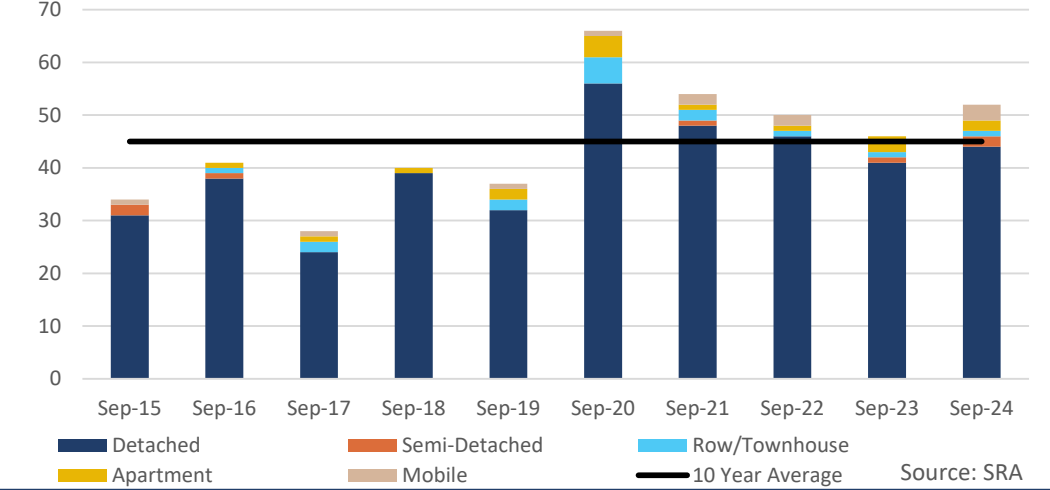


Monthly Sales Comparison



SALES

53

↑ 15.2% Y/Y | ↑ 10.9% YTD

VS. 10-YEAR AVERAGE

↑ 17.8% | ↑ 13.0% YTD

NEW LISTINGS

66

↓ 8.3% Y/Y | ↓ 0.6% YTD

VS. 10-YEAR AVERAGE

↓ 22.9% | ↓ 19.2% YTD

TOTAL RESIDENTIAL BENCHMARK PRICE

\$ 255,500 | **↑ 13.3%** Y/Y

Monthly trend*

INVENTORY

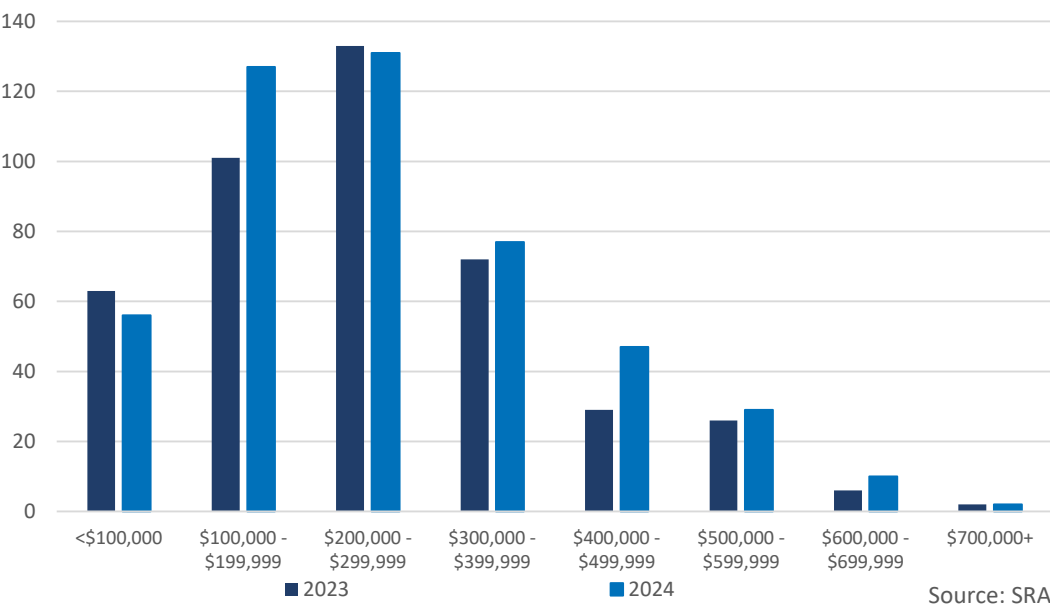
143

↓ 15.9% Y/Y | Monthly trend*

VS. 10-YEAR AVERAGE

↓ 48.1% | ↓ 47.9% YTD

Residential Sales by Price Range



MONTHS OF SUPPLY

2.70

↓ 27.0% Y/Y | Monthly trend*

VS. 10-YEAR AVERAGE

↓ 59.9% | ↓ 55.5% YTD



MOOSE JAW - SEPTEMBER 2024

September 2024

	Sales		New Listings		Inventory		Months of Supply		DOM	Benchmark		Avg Price	
	Actual	Y/Y%	Actual	Y/Y%	Actual	Y/Y%	Actual	Y/Y%	Actual	Actual	Y/Y%	Actual	Y/Y%
Detached	44	7%	53	-10%	119	-11%	2.70	-17%	47	\$233,700	14%	\$283,377	11%
Semi-Detached	2	100%	2	100%	4	300%	2.00	100%	40	-	-	\$503,750	34%
Row/Townhouse	1	0%	0	-100%	1	-80%	1.00	-80%	19	-	-	\$167,900	-39%
Apartment	2	-33%	4	-56%	10	-50%	5.00	-25%	18	\$189,900	10%	\$230,950	211%
Acreage	0	-	0	-	0	-	-	-	-	-	-	-	-
Mobile	3	-	5	400%	8	14%	2.67	-	48	-	-	\$73,167	-
Muti-Family	1	-	2	100%	1	-75%	1.00	-	16	-	-	\$625,000	-
Total Residential	53	15%	66	-8%	143	-16%	2.70	-27%	45	\$255,500	13%	\$282,083	15%

10-Year Averages

	Sales		New Listings		Inventory		Months of Supply		DOM	Benchmark		Avg Price	
	Avg	%Diff	Avg	%Diff	Avg	%Diff	Avg	%Diff	Avg	Avg	%Diff	Avg	%Diff
Total Residential	45	18%	86	-23%	276	-48%	6.72	-60%	61	\$217,810	17%	\$228,121	24%

Year-to-Date

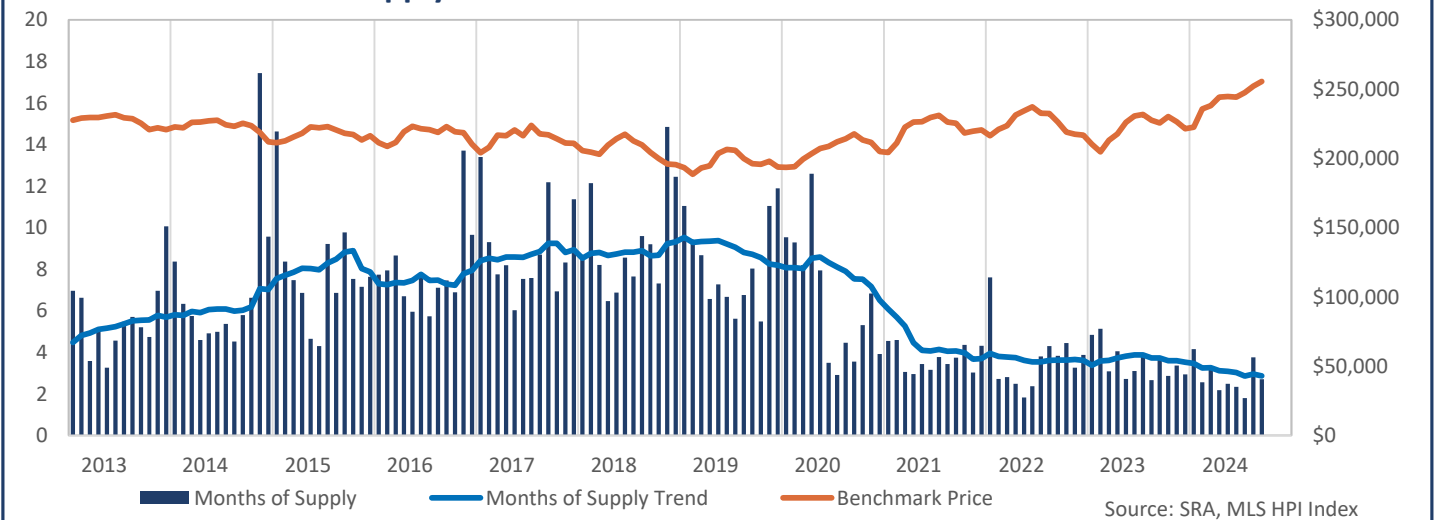
September 2024

	Sales		New Listings		Inventory		Months of Supply		DOM	Benchmark		Avg Price	
	Actual	Y/Y%	Actual	Y/Y%	Actual	Y/Y%	Actual	Y/Y%	Actual	Actual	Y/Y%	Actual	Y/Y%
Detached	401	9%	571	1%	116	-10%	2.60	-17%	41	\$222,556	11%	\$278,154	2%
Semi-Detached	9	-25%	12	20%	2	27%	2.11	69%	47	-	-	\$336,878	27%
Row/Townhouse	15	50%	18	-5%	3	-54%	1.80	-69%	43	-	-	\$253,180	23%
Apartment	32	14%	43	-17%	12	-31%	3.34	-40%	56	\$182,133	9%	\$138,781	5%
Acreage	0	-	0	-100%	0	-100%	-	-	-	-	-	-	-
Mobile	17	31%	22	-4%	5	-38%	2.47	-53%	46	-	-	\$109,030	58%
Muti-Family	5	400%	6	20%	1	-17%	2.00	-83%	41	-	-	\$411,600	29%
Total Residential	479	11%	672	-1%	139	-15%	2.61	-24%	43	\$242,733	10%	\$264,555	4%

10-Year Averages

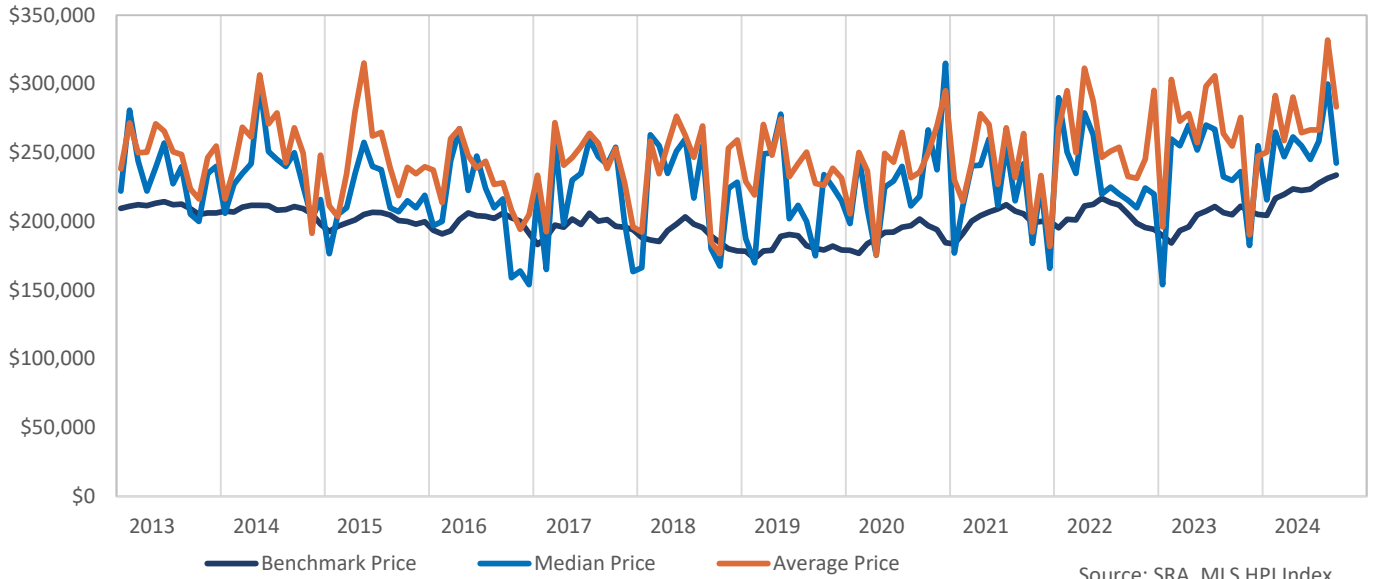
	Sales		New Listings		Inventory		Months of Supply		DOM	Benchmark		Avg Price	
	Avg	%Diff	Avg	%Diff	Avg	%Diff	Avg	%Diff	Avg	Avg	%Diff	Avg	%Diff
Total Residential	424	13%	831	-19%	266	-48%	5.85	-55%	59	\$216,032	12%	\$243,997	8%

Residential Months of Supply and Price

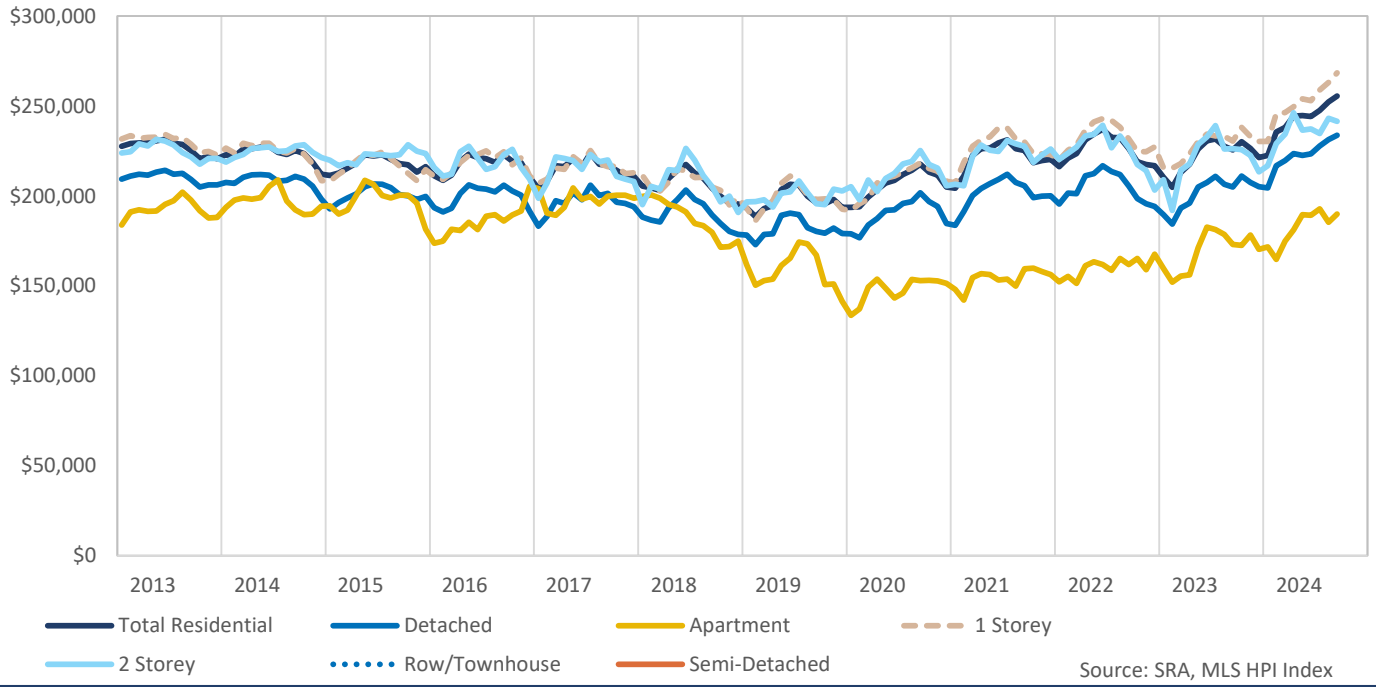




Detached Pricing



Benchmark Price





HPI Benchmark Attributes

	Composite
Bedrooms, Above Ground	3
Bathrooms, Full	2
Bathrooms, Half	0
Garage	Attached, Single width
Gross Living Area, Above Ground (Sq. Ft.)	1139
Lot Size	-
Fireplaces, Number of	0
Year Built	1963
September 2024 Benchmark Price	\$255,500
Detached Share of Sales, Last 3 Years	82%
Semi-Detached Share of Sales, Last 3 Years	-
Apartment Share of Sales, Last 3 Years	6%
Townhouse Share of Sales, Last 3 Years	-

	Detached	1 Storey	2 Storey
Bedrooms, Above Ground	3	2	3
Bathrooms, Full	2	2	2
Bathrooms, Half	0	0	0
Garage	Attached, Single width	Attached, Single width	Attached, Single width
Gross Living Area, Above Ground (Sq. Ft.)	1153	1080	1371
Lot Size	6000	6050	6000
Fireplaces, Number of	0	0	0
Year Built	1959	1967	1920
September 2024 Benchmark Price	\$233,700	\$268,400	\$241,500
Share of Total Sales, Last 3 Years	82%	64%	29%

	Semi-Detached	Row/Townhouse	Apartment
Bedrooms, Above Ground	-	-	2
Bathrooms, Full	-	-	1
Bathrooms, Half	-	-	0
Garage	-	-	-
Gross Living Area, Above Ground (Sq. Ft.)	-	-	935
Fireplaces, Number of	-	-	0
Year Built	-	-	1984
September 2024 Benchmark Price	-	-	\$189,900
Share of Total Sales, Last 3 Years	-	-	6%

MOOSE JAW

	Sales	Y/Y%	New Listings	Y/Y%	S/NL Ratio	Inventory	Y/Y%	Months of Supply	DOM	SP/LP	Benchmark Price	Y/Y%	Median Price	Y/Y%	Average Price	Y/Y%	Index
Jan-13	25	-50%	61	11%	0.41	174	23%	6.96	48	94.9%	227,600	4.5%	212,000	1.9%	222,980	-4.9%	271.3
Feb-13	29	-45%	71	8%	0.41	192	38%	6.62	79	97.3%	229,100	3.3%	281,000	42.3%	263,819	23.1%	273.1
Mar-13	51	-29%	61	-40%	0.84	183	14%	3.59	65	96.7%	229,500	2.4%	228,000	-0.3%	237,100	-9.6%	273.5
Apr-13	46	-25%	135	31%	0.34	236	28%	5.13	59	95.2%	229,500	0.1%	213,750	-14.5%	239,460	-3.3%	273.5
May-13	77	-11%	128	5%	0.60	251	20%	3.26	52	96.8%	230,600	-0.6%	229,000	-0.4%	260,939	7.4%	274.9
Jun-13	59	5%	112	51%	0.53	269	27%	4.56	45	96.2%	231,400	-1.6%	230,000	-5.1%	248,878	-3.7%	275.8
Jul-13	47	-11%	95	27%	0.49	257	23%	5.47	42	95.7%	229,300	-1.2%	220,000	4.8%	238,234	-1.1%	273.3
Aug-13	43	-23%	75	-24%	0.57	245	11%	5.70	59	95.3%	228,600	-2.1%	215,000	0.5%	239,251	4.1%	272.5
Sep-13	44	-6%	115	5%	0.38	229	0%	5.20	44	94.9%	225,300	-2.0%	195,750	-12.0%	215,755	-7.1%	268.5
Oct-13	49	-2%	96	39%	0.51	232	5%	4.73	46	94.7%	220,700	-2.8%	195,000	-18.1%	209,725	-15.9%	263.1
Nov-13	30	-30%	60	5%	0.50	209	9%	6.97	49	95.4%	222,000	-1.2%	235,000	17.5%	235,030	5.8%	264.6
Dec-13	17	13%	31	0%	0.55	171	3%	10.06	61	94.0%	220,700	-2.8%	215,000	-4.4%	240,635	13.1%	263.1
2013	517	-20%	1,040	8%	0.50	221	16%	5.12	53	95.8%	227,025	-0.4%	224,000	-0.2%	238,888	-0.5%	270.6
Jan-14	22	-12%	60	-2%	0.37	184	6%	8.36	69	93.8%	222,800	-2.1%	201,500	-5.0%	211,568	-5.1%	265.6
Feb-14	30	3%	56	-21%	0.54	190	-1%	6.33	73	96.2%	222,000	-3.1%	226,000	-19.6%	232,433	-11.9%	264.6
Mar-14	35	-31%	67	10%	0.52	201	10%	5.74	68	96.1%	226,000	-1.5%	232,500	2.0%	261,069	10.1%	269.4
Apr-14	53	15%	129	-4%	0.41	243	3%	4.58	63	95.4%	226,200	-1.4%	227,000	6.2%	253,001	5.7%	269.6
May-14	59	-23%	138	8%	0.43	290	16%	4.92	43	96.4%	227,100	-1.5%	300,000	31.0%	303,842	16.4%	270.7
Jun-14	64	8%	121	8%	0.53	319	19%	4.98	42	95.9%	227,600	-1.6%	241,000	4.8%	263,377	5.8%	271.3
Jul-14	62	32%	129	36%	0.48	333	30%	5.37	55	96.2%	224,200	-2.2%	240,000	9.1%	264,315	10.9%	267.2
Aug-14	67	56%	91	21%	0.74	303	24%	4.52	51	95.4%	223,100	-2.4%	229,900	6.9%	232,805	-6.5%	265.9
Sep-14	51	16%	108	-6%	0.47	295	29%	5.78	59	95.5%	225,300	0.0%	240,000	22.6%	257,220	19.2%	268.5
Oct-14	43	-12%	93	-3%	0.46	285	23%	6.63	55	96.3%	223,500	1.3%	230,000	17.9%	247,923	18.2%	266.4
Nov-14	16	-47%	49	-18%	0.33	279	33%	17.44	43	94.0%	218,700	-1.5%	213,500	-9.1%	200,494	-14.7%	260.7
Dec-14	23	35%	39	26%	0.59	220	29%	9.57	61	93.8%	212,000	-3.9%	223,000	3.7%	247,465	2.8%	252.7
2014	525	2%	1,080	4%	0.49	262	19%	5.98	55	95.7%	223,208	-1.7%	224,000	6.3%	253,367	6.1%	266.1
Jan-15	16	-27%	72	20%	0.22	234	27%	14.63	51	94.3%	211,300	-5.2%	176,500	-12.4%	211,270	-0.1%	251.8
Feb-15	30	0%	81	45%	0.37	251	32%	8.37	45	93.5%	212,700	-4.2%	197,500	-12.6%	202,773	-12.8%	253.5
Mar-15	40	14%	130	94%	0.31	299	49%	7.48	58	96.1%	215,500	-4.6%	211,000	-9.2%	232,266	-11.0%	256.9
Apr-15	51	-4%	153	19%	0.33	350	44%	6.86	46	96.4%	218,100	-3.6%	235,000	3.5%	276,174	9.2%	260.0
May-15	79	34%	129	-7%	0.61	367	27%	4.65	56	98.8%	222,800	-1.9%	242,000	-19.3%	290,659	-4.3%	265.6
Jun-15	79	23%	101	-17%	0.78	340	7%	4.30	59	96.1%	222,100	-2.4%	237,000	-1.7%	254,883	-3.2%	264.7
Jul-15	37	-40%	102	-21%	0.36	341	2%	9.22	40	96.0%	222,900	-0.6%	238,000	-0.8%	263,936	-0.1%	265.7
Aug-15	48	-28%	103	13%	0.47	329	9%	6.85	68	95.4%	220,400	-1.2%	202,500	-11.9%	230,622	3.0%	262.7
Sep-15	34	-33%	97	-10%	0.35	332	13%	9.76	54	95.4%	218,000	-3.2%	213,250	-11.1%	218,153	-15.2%	259.8
Oct-15	41	-5%	73	-22%	0.56	309	8%	7.54	39	95.4%	217,200	-2.8%	229,500	-0.2%	246,057	-0.8%	258.9
Nov-15	38	138%	68	39%	0.56	272	-3%	7.16	63	93.8%	213,300	-2.5%	210,000	-1.6%	234,702	17.1%	254.2
Dec-15	30	30%	45	15%	0.67	229	4%	7.63	70	95.1%	216,300	2.0%	209,500	-6.1%	223,597	-9.6%	257.8
2015	523	0%	1,154	7%	0.45	304	16%	6.98	55	96.0%	217,550	-2.5%	225,000	-5.5%	248,383	-2.0%	259.3
Jan-16	30	88%	74	3%	0.41	232	-1%	7.73	86	95.7%	211,200	0.0%	183,000	3.7%	223,147	5.6%	251.7
Feb-16	32	7%	83	2%	0.39	254	1%	7.94	47	97.2%	208,600	-1.9%	212,000	7.3%	219,288	8.1%	248.6
Mar-16	32	-20%	86	-34%	0.37	277	-7%	8.66	48	94.8%	211,500	-1.9%	244,000	15.6%	256,747	10.5%	252.1
Apr-16	49	-4%	147	-4%	0.33	328	-6%	6.69	49	96.0%	219,300	0.6%	250,000	6.4%	254,312	-7.9%	261.4
May-16	59	-25%	110	-15%	0.54	351	-4%	5.95	39	95.4%	223,200	0.2%	220,000	-9.1%	244,954	-15.7%	266.0
Jun-16	46	-42%	103	2%	0.45	359	6%	7.80	55	95.8%	221,300	-0.4%	247,500	4.4%	236,179	-7.3%	263.8
Jul-16	60	62%	93	-9%	0.65	344	1%	5.73	57	95.5%	220,700	-1.0%	227,000	-4.6%	240,199	-9.0%	263.1
Aug-16	47	-2%	97	-6%	0.48	334	2%	7.11	63	94.9%	218,700	-0.8%	208,000	2.7%	219,832	-4.7%	260.7
Sep-16	43	26%	77	-21%	0.56	321	-3%	7.47	59	95.2%	222,900	2.2%	212,500	-0.4%	227,800	4.4%	265.7
Oct-16	42	2%	71	-3%	0.59	289	-6%	6.88	49	94.6%	219,300	1.0%	170,250	-25.8%	208,673	-15.2%	261.4
Nov-16	20	-47%	62	-9%	0.32	274	1%	13.70	67	96.1%	218,500	2.4%	164,000	-21.9%	194,238	-17.2%	260.4
Dec-16	26	-13%	59	31%	0.44	251	10%	9.65	73	93.1%	210,300	-2.8%	172,000	-17.9%	214,096	-4.2%	250.7
2016	486	-7%	1,062	-8%	0.46	301	-1%	7.44	56	95.4%	217,125	-0.2%	217,250	-3.4%	231,400	-6.8%	258.8
Jan-17	20	-33%	90	22%	0.22	268	16%	13.40	61	95.1%	204,100	-3.4%	219,000	19.7%	224,145	0.4%	243.3
Feb-17	30	-6%	81	-2%	0.37	279	10%	9.30	64	94.0%	208,100	-0.2%	161,000	-24.1%	186,867	-14.8%	248.0
Mar-17	41	28%	109	27%	0.38	318	15%	7.76	51	96.3%	216,800	2.5%	247,000	1.2%	252,567	-1.6%	258.4
Apr-17	46	-6%	139	-5%	0.33	377	15%	8.20	70	96.0%	216,300	-1.4%	202,500	-19.0%	238,706	-6.1%	257.8
May-17	64	8%	115	5%	0.56	386	10%	6.03	47	95.4%	220,600	-1.2%	233,500	6.1%	246,527	0.6%	262.9
Jun-17	52	13%	109	6%	0.48	392	9%	7.54	63	95.7%	216,300	-2.3%	226,500	-8.5%	244,852	3.7%	257.8
Jul-17	50	-17%	95	2%	0.53	379	10%	7.58	67	94.9%	223,700	1.4%	245,000	7.9%	260,053	8.3%	266.6
Aug-17	43	-9%	112	15%	0.38	374	12%	8.70	79	94.9%	217,600	-0.5%	221,000	6.3%	245,237	11.6%	259.4
Sep-17	28	-35%	81	5%	0.35	341	6%	12.18	70	94.7%	216,900	-2.7%	241,250	13.5%	236,349	3.8%	258.5
Oct-17	42	0%	64	-10%	0.66	291	1%	6.93	78	94.7%	214,200	-2.3%	242,500	42.4%	242,174	16.1%	255.3
Nov-17	31	55%	53	-15%	0.58	258	-6%	8.32	89	93.6%	211,000	-3.4%	198,500	21.0%	227,479	17.1%	251.5
Dec-17	19	-27%	39	-34%	0.49	216	-14%	11.37	52	95.4%	210,800	0.2%	167,000	-2.9%	195,711	-8.6%	251.3
2017	466	-4%	1,087	2%	0.43	323	7%	8.32	65	95.2%	214,700	-1.1%	220,000	1.3%	238,287	3.0%	255.9
Jan-18	27	35%	67	-26%	0.40	228	-15%	8.44	71	95.1%	205,500	0.7%	169,900	-22.4%	210,189	-6.2%	244.9
Feb-18	21	-30%	73	-10%	0.29	255	-9%	12.14	99	96.7%	204,500	-1.7%	258,000	60.2%	247,502	32.4%	243.7
Mar-18	38	-7%	125	15%	0.30	312	-2%	8.21	80	95.5%	203,000	-6.4%	222,750	-9.8%	220,336	-12.8%	242.0
Apr-18	52	13%	110	-21%	0.47	336	-11%	6.46	64	95.6%	209,600	-3.1%	237,000	17.0%	255,807	7.2%	249.8
May-18	54	-16%	130	13%	0.42	371	-4%	6.87	83	94.2%	214,200	-2.9%	246,500	5.6%	273,769	11.1%	255.3
Jun-18	43	-17%	99	-9%	0.43	368	-6%	8.56	55	94.7%	217,400	0.5%	234,000	3.3%	244,533	-0.1%	259.1
Jul-18	49	-2%	108	14%	0.45	375	-1%	7.65	59	94.8%	212,700	-4.9%	217,000	-11.4%	241,037	-7.3%	253.5
Aug-18	39	-9%	95	-15%	0.41	374	0%	9.59	58	94.7%	209,800	-3.6					

MOOSE JAW																	
	Sales	Y/Y%	New Listings	Y/Y%	S/NL Ratio	Inventory	Y/Y%	Months of Supply	DOM	SP/LP	Benchmark Price	Y/Y%	Median Price	Y/Y%	Average Price	Y/Y%	Index
Jan-19	22	-19%	54	-19%	0.41	243	7%	11.05	100	94.8%	193,200	-6.0%	187,500	10.4%	220,656	5.0%	230.3
Feb-19	28	33%	66	-10%	0.42	261	2%	9.32	109	93.8%	188,500	-7.8%	167,450	-35.1%	207,308	-16.2%	224.7
Mar-19	33	-13%	89	-29%	0.37	286	-8%	8.67	81	95.2%	193,000	-4.9%	240,000	7.7%	268,174	21.7%	230.0
Apr-19	50	-4%	123	12%	0.41	328	-2%	6.56	73	95.7%	194,700	-7.1%	247,500	4.4%	242,448	-5.2%	232.1
May-19	49	-9%	111	-15%	0.44	356	-4%	7.27	77	95.1%	203,600	-4.9%	270,000	9.5%	265,833	-2.9%	242.7
Jun-19	52	21%	100	1%	0.52	347	-6%	6.67	71	94.3%	206,400	-5.1%	197,500	-15.6%	220,750	-9.7%	246.0
Jul-19	60	22%	100	-7%	0.60	337	-10%	5.62	91	94.4%	205,900	-3.2%	211,750	-2.4%	242,171	0.5%	245.4
Aug-19	49	26%	95	0%	0.52	331	-11%	6.76	67	94.5%	199,900	-4.7%	196,500	-8.1%	227,382	-9.6%	238.3
Sep-19	37	-8%	80	-6%	0.46	297	-19%	8.03	62	94.5%	196,100	-4.0%	175,000	0.0%	216,078	17.3%	233.7
Oct-19	47	7%	71	18%	0.66	258	-20%	5.49	59	95.2%	195,600	-2.2%	215,000	30.7%	217,173	27.6%	233.1
Nov-19	23	15%	55	17%	0.42	254	-14%	11.04	89	93.9%	198,000	1.1%	204,500	-0.2%	223,037	-10.0%	236.0
Dec-19	18	-10%	38	27%	0.47	214	-14%	11.89	79	93.4%	193,700	-0.9%	166,450	-21.1%	196,772	-15.5%	230.9
2019	468	5%	982	-5%	0.48	293	-9%	7.50	78	94.7%	197,383	-4.2%	209,500	-2.6%	232,226	-0.1%	235.3
Jan-20	24	9%	77	43%	0.31	229	-6%	9.54	90	93.1%	193,600	0.2%	201,500	7.5%	206,194	-6.6%	230.8
Feb-20	25	-11%	61	-8%	0.41	232	-11%	9.28	81	96.2%	193,900	2.9%	243,000	45.1%	235,419	13.6%	231.1
Mar-20	31	-6%	87	-2%	0.36	254	-11%	8.19	86	94.3%	199,400	3.3%	201,000	-16.3%	219,019	-18.3%	237.7
Apr-20	20	-60%	48	-61%	0.42	252	-23%	12.60	63	93.2%	203,400	4.5%	175,500	-29.1%	193,535	-20.2%	242.4
May-20	32	-35%	63	-43%	0.51	254	-29%	7.94	83	94.6%	207,200	1.8%	225,000	-16.7%	238,681	-10.2%	247.0
Jun-20	69	33%	93	-7%	0.74	241	-31%	3.49	74	95.4%	208,700	1.1%	220,000	11.4%	233,658	5.8%	248.7
Jul-20	83	38%	108	8%	0.77	241	-28%	2.90	62	95.8%	211,900	2.9%	235,000	11.0%	255,755	5.6%	252.6
Aug-20	55	12%	79	-17%	0.70	245	-26%	4.45	59	95.3%	214,200	7.2%	210,000	6.9%	228,097	0.3%	255.3
Sep-20	66	78%	99	24%	0.67	234	-21%	3.55	61	95.6%	217,600	11.0%	216,200	23.5%	227,055	5.1%	259.4
Oct-20	42	-11%	65	-8%	0.65	223	-14%	5.31	54	95.3%	213,200	9.0%	240,000	11.6%	241,245	11.1%	254.1
Nov-20	30	30%	39	-29%	0.77	205	-19%	6.83	71	96.3%	211,600	6.9%	233,000	13.9%	259,810	16.5%	252.2
Dec-20	40	122%	43	13%	0.93	157	-27%	3.93	73	96.0%	204,900	5.8%	269,250	61.8%	280,373	42.5%	244.2
2020	517	10%	862	-12%	0.60	231	-21%	5.35	69	95.3%	206,633	4.7%	220,000	5.0%	238,210	2.6%	246.3
Jan-21	35	46%	55	-29%	0.64	159	-31%	4.54	73	95.5%	204,300	5.5%	171,500	-14.9%	219,469	6.4%	243.5
Feb-21	39	56%	72	18%	0.54	179	-23%	4.59	57	94.3%	211,100	8.9%	178,500	-26.5%	192,411	-18.3%	251.6
Mar-21	60	94%	86	-1%	0.70	183	-28%	3.05	62	95.9%	222,500	11.6%	235,000	16.9%	234,633	7.1%	265.2
Apr-21	73	265%	129	169%	0.57	216	-14%	2.96	51	97.1%	226,300	11.3%	235,000	33.9%	249,456	28.9%	269.7
May-21	72	125%	121	92%	0.60	247	-3%	3.43	48	96.6%	226,500	9.3%	251,000	11.6%	261,583	9.6%	270.0
Jun-21	79	14%	106	14%	0.75	249	3%	3.15	48	95.6%	229,400	9.9%	206,000	-6.4%	213,241	-8.7%	273.4
Jul-21	65	-22%	91	-16%	0.71	245	2%	3.77	41	96.3%	231,100	9.1%	240,000	2.1%	253,821	-0.8%	275.4
Aug-21	65	18%	77	-3%	0.84	223	-9%	3.43	55	95.4%	226,300	5.6%	220,000	4.8%	230,723	1.2%	269.7
Sep-21	54	-18%	78	-21%	0.69	202	-14%	3.74	60	95.4%	225,300	3.5%	223,500	3.4%	243,444	7.2%	268.5
Oct-21	47	12%	75	15%	0.63	205	-8%	4.36	68	95.4%	218,400	2.4%	182,500	-24.0%	187,546	-22.3%	260.3
Nov-21	53	77%	46	18%	1.15	160	-22%	3.02	58	94.7%	219,600	3.8%	220,000	-5.6%	215,711	-17.0%	261.7
Dec-21	29	-28%	33	-23%	0.88	125	-20%	4.31	53	93.8%	220,400	7.6%	162,000	-39.8%	175,631	-37.4%	262.7
2021	671	30%	969	12%	0.69	199	-14%	3.57	55	95.8%	221,767	7.3%	220,000	0.0%	228,220	-4.2%	264.3
Jan-22	18	-49%	60	9%	0.30	137	-14%	7.61	63	94.7%	216,300	5.9%	206,250	20.3%	236,767	7.9%	257.8
Feb-22	50	28%	59	-18%	0.85	136	-24%	2.72	57	95.5%	221,000	4.7%	240,000	34.5%	285,274	48.3%	263.4
Mar-22	53	-12%	80	-7%	0.66	149	-19%	2.81	44	96.4%	223,600	0.5%	230,000	-2.1%	242,499	3.4%	266.5
Apr-22	66	-10%	93	-28%	0.71	164	-24%	2.48	36	98.4%	231,200	2.2%	275,000	17.0%	302,448	21.2%	275.6
May-22	83	15%	92	-24%	0.90	152	-38%	1.83	43	97.3%	234,400	3.5%	242,500	-3.4%	270,574	3.4%	279.4
Jun-22	68	-14%	94	-11%	0.72	161	-35%	2.37	38	97.6%	237,100	3.4%	215,000	4.4%	231,388	8.5%	282.6
Jul-22	52	-20%	100	10%	0.52	198	-19%	3.81	41	97.5%	232,500	0.6%	217,580	-9.3%	232,281	-8.5%	277.1
Aug-22	46	-29%	73	-5%	0.63	198	-11%	4.30	38	95.4%	232,400	2.7%	218,500	-0.7%	248,846	7.9%	277.0
Sep-22	51	-6%	79	1%	0.65	195	-3%	3.82	51	95.2%	226,200	0.4%	212,500	-4.9%	224,829	-7.6%	269.6
Oct-22	41	-13%	72	-4%	0.57	182	-11%	4.44	56	95.6%	219,000	0.3%	210,000	15.1%	226,366	20.7%	261.0
Nov-22	45	-15%	37	-20%	1.22	147	-8%	3.27	47	95.4%	217,500	-1.0%	215,000	-2.3%	225,516	4.5%	259.2
Dec-22	32	10%	35	6%	0.91	124	-1%	3.88	62	95.5%	216,700	-1.7%	218,750	35.0%	282,202	60.7%	258.3
2022	605	-10%	874	-10%	0.69	162	-19%	3.21	46	96.5%	225,658	1.8%	226,500	3.0%	252,864	10.8%	269.0
Jan-23	24	33%	37	-38%	0.65	116	-15%	4.83	72	93.8%	210,300	-2.8%	154,000	-25.3%	189,679	-19.9%	250.7
Feb-23	23	-54%	42	-29%	0.55	118	-13%	5.13	57	95.1%	204,800	-7.3%	198,000	-17.5%	223,026	-21.8%	244.1
Mar-23	45	-15%	78	-3%	0.58	139	-7%	3.09	56	96.8%	213,000	-4.7%	255,000	10.9%	264,944	9.3%	253.9
Apr-23	40	-39%	79	-15%	0.51	162	-1%	4.05	34	96.1%	217,600	-5.9%	260,000	-5.5%	264,056	-12.7%	259.4
May-23	66	-20%	101	10%	0.65	179	18%	2.71	42	96.9%	226,100	-3.5%	231,250	-4.6%	242,204	-10.5%	269.5
Jun-23	67	-1%	112	19%	0.60	208	29%	3.10	38	97.9%	230,700	-2.7%	270,000	25.6%	286,570	23.8%	275.0
Jul-23	52	0%	69	-31%	0.75	199	1%	3.83	39	96.6%	231,700	-0.3%	247,500	13.8%	282,591	21.7%	276.2
Aug-23	69	50%	86	18%	0.80	184	-7%	2.67	48	96.0%	227,600	-2.1%	220,000	0.7%	245,528	-1.3%	271.3
Sep-23	46	-10%	72	-9%	0.64	170	-13%	3.70	56	96.1%	225,600	-0.3%	228,700	7.6%	246,054	9.4%	268.9
Oct-23	51	24%	53	-26%	0.96	146	-20%	2.86	50	95.3%	230,100	5.1%	217,500	3.6%	242,043	6.9%	274.3
Nov-23	38	-16%	47	27%	0.81	128	-13%	3.37	53	94.3%	226,400	4.1%	178,500	-17.0%	186,161	-17.5%	269.8
Dec-23	32	0%	35	0%	0.91	94	-24%	2.94	49	95.6%	221,400	2.2%	246,000	12.5%	238,822	-15.4%	263.9
2023	553	-9%	811	-7%	0.68	154	-5%	3.33	48	96.2%	222,108	-1.6%	235,000	3.8%	248,404	-1.8%	264.8
Jan-24	27	13%	60	62%	0.45	112	-3%	4.15	51	94.2%	222,500	5.8%	207,000	34.4%	233,458	23.1%	265.2
Feb-24	45	96%	58	38%	0.78	115	-3%	2.56	52	96.9%	235,600	15.0%	262,000	32.3%	277,907	24.6%	280.8
Mar-24	39	-13%	65	-17%	0.60	127	-9%	3.26	37	96.8%	238,100	11.8%	221,000	-13.3%	248,116	-6.4%	283.8
Apr-24	64	60%	90	14%	0.71	139	-14%	2.17	40	96.5%	244,300	12.3%	239,750	-7.8%	273,384	3.5%	291.2
May-24	62	-6%	86	-15%	0.72	154	-14%	2.48	40	96.9%	244,600	8.2%	233,750	1.1%	248,156	2.5%	291.5
Jun-24	66	-1%	86	-23%	0.77	154	-26%	2.33	46	96.0%	244,200	5.9%	245,000	-9.3%	268,238	-6.4%	291.1
Jul-24	81	56%	88	28%	0.92	146	-27%	1.80	39	96.8%	247,600	6.9%	250,000	1.0%	249,327	-11.8%	295.1
Aug-24	42	-39%	73	-15%	0.58	158	-14%	3.76	41	96.9%	252,						

MOOSE JAW

	Sales	Y/Y%	New Listings	Y/Y%	S/NL Ratio	Inventory	Y/Y%	Months of Supply	DOM	SP/LP	Benchmark Price	Y/Y%	Median Price	Y/Y%	Average Price	Y/Y%	Index
Jan-13	20	-56%	59	18%	0.34	148	35%	7.40	45	94.4%	209,400	5.0%	222,000	-1.3%	238,175	-4.7%	279.6
Feb-13	26	-47%	58	-3%	0.45	163	54%	6.27	81	97.3%	211,000	3.7%	281,000	39.5%	271,606	21.7%	281.7
Mar-13	46	-27%	54	-42%	0.85	158	23%	3.43	65	96.6%	212,100	2.4%	244,000	2.6%	250,024	-6.9%	283.2
Apr-13	41	-29%	107	6%	0.38	190	23%	4.63	58	95.1%	211,600	0.5%	222,000	-11.6%	250,492	0.4%	282.5
May-13	68	-18%	116	7%	0.59	204	18%	3.00	50	96.7%	213,300	-0.3%	239,250	2.2%	271,006	9.7%	284.8
Jun-13	49	-8%	101	44%	0.49	225	29%	4.59	42	96.5%	214,300	-1.3%	257,000	4.3%	265,608	0.3%	286.1
Jul-13	40	-15%	89	35%	0.45	230	34%	5.75	37	95.8%	212,100	-0.9%	227,450	8.8%	250,653	4.4%	283.2
Aug-13	39	-26%	66	-27%	0.59	217	22%	5.56	60	95.3%	212,600	-1.8%	239,900	10.6%	248,585	4.1%	283.8
Sep-13	40	-7%	94	4%	0.43	196	4%	4.90	37	94.9%	209,200	-2.0%	205,250	-14.5%	223,633	-5.0%	279.3
Oct-13	41	-7%	72	20%	0.57	187	2%	4.56	49	94.3%	205,000	-2.1%	199,900	-17.7%	216,308	-15.8%	273.7
Nov-13	28	-20%	52	4%	0.54	166	4%	5.93	50	95.5%	206,200	-0.8%	235,000	12.4%	246,514	4.5%	275.3
Dec-13	15	36%	29	26%	0.52	134	-1%	8.93	59	94.0%	206,100	-1.7%	240,000	2.1%	254,727	11.8%	275.2
2013	453	-22%	897	4%	0.51	185	19%	4.90	52	95.8%	210,242	0.0%	230,000	0.2%	250,106	1.3%	280.7
Jan-14	19	-5%	56	-5%	0.34	147	-1%	7.74	68	93.5%	207,500	-0.9%	206,000	-7.2%	216,342	-9.2%	277.0
Feb-14	27	4%	47	-19%	0.57	149	-9%	5.52	72	96.2%	206,900	-1.9%	228,300	-19.2%	238,333	-12.3%	276.2
Mar-14	31	-33%	59	9%	0.53	159	1%	5.13	66	96.3%	210,400	-0.8%	235,000	-3.7%	268,513	7.4%	280.9
Apr-14	49	20%	98	-8%	0.50	181	-5%	3.69	59	95.5%	211,700	0.0%	242,000	9.0%	261,450	4.4%	282.6
May-14	57	-16%	116	0%	0.49	214	5%	3.75	40	96.4%	211,800	-0.7%	300,000	25.4%	306,523	13.1%	282.8
Jun-14	60	22%	105	4%	0.57	235	4%	3.92	42	95.9%	211,500	-1.3%	250,950	-2.4%	270,870	2.0%	282.4
Jul-14	53	33%	99	11%	0.54	250	9%	4.72	52	96.3%	208,100	-1.9%	245,000	7.7%	278,972	11.3%	277.8
Aug-14	57	46%	75	14%	0.76	225	4%	3.95	50	95.5%	208,700	-1.8%	240,000	0.0%	242,569	-2.4%	278.6
Sep-14	46	15%	88	-6%	0.52	219	12%	4.76	59	95.5%	210,900	0.8%	249,900	21.8%	268,180	19.9%	281.6
Oct-14	40	-2%	76	6%	0.53	206	10%	5.15	55	96.0%	209,300	2.1%	225,500	12.8%	249,484	15.3%	279.4
Nov-14	15	-46%	46	-12%	0.33	208	25%	13.87	42	94.7%	205,500	-0.3%	202,000	-14.0%	191,460	-22.3%	274.4
Dec-14	22	47%	34	17%	0.65	156	16%	7.09	64	93.8%	198,100	-3.9%	216,000	-10.0%	248,123	-2.6%	264.5
2014	476	5%	899	0%	0.53	196	6%	4.93	54	95.7%	208,367	-0.9%	242,569	5.5%	261,896	4.7%	278.2
Jan-15	16	-16%	61	9%	0.26	165	12%	10.31	51	94.3%	192,700	-7.1%	176,500	-14.3%	211,270	-2.3%	257.3
Feb-15	29	7%	67	43%	0.43	179	20%	6.17	46	93.4%	196,400	-5.1%	205,000	-9.7%	203,559	-14.6%	262.2
Mar-15	37	19%	107	81%	0.35	218	37%	5.89	58	96.1%	198,900	-5.5%	210,000	-10.6%	234,734	-12.6%	265.6
Apr-15	47	-4%	109	11%	0.43	248	37%	5.28	47	96.4%	201,000	-5.1%	235,000	-2.9%	280,331	7.2%	268.4
May-15	66	16%	114	-2%	0.58	272	27%	4.12	58	99.3%	205,100	-3.2%	257,500	-14.2%	315,191	2.8%	273.8
Jun-15	71	18%	82	-22%	0.87	244	4%	3.44	58	96.2%	206,700	-2.3%	240,000	-4.4%	262,074	-3.2%	276.0
Jul-15	34	-36%	90	-9%	0.38	253	1%	7.44	36	96.0%	206,400	-0.8%	237,500	-3.1%	264,813	-5.1%	275.6
Aug-15	45	-21%	84	12%	0.54	241	7%	5.36	65	95.4%	204,600	-2.0%	210,000	-12.5%	239,030	-1.5%	273.2
Sep-15	31	-33%	82	-7%	0.38	247	13%	7.97	56	95.6%	200,700	-4.8%	207,000	-17.2%	218,829	-18.4%	268.0
Oct-15	37	-8%	59	-22%	0.63	226	10%	6.11	39	95.1%	200,100	-4.4%	215,000	-4.7%	239,415	-4.0%	267.2
Nov-15	38	153%	55	20%	0.69	190	-9%	5.00	63	93.8%	198,000	-3.6%	210,000	4.0%	234,702	22.6%	264.4
Dec-15	26	18%	40	18%	0.65	158	1%	6.08	65	95.0%	199,700	0.8%	219,000	1.4%	239,785	-3.4%	266.6
2015	477	0%	950	6%	0.50	220	12%	5.54	54	96.1%	200,858	-3.6%	227,000	-6.4%	253,898	-3.1%	268.2
Jan-16	28	75%	53	-13%	0.53	153	-7%	5.46	84	95.8%	193,500	0.4%	197,000	11.6%	237,336	12.3%	258.3
Feb-16	31	7%	64	-4%	0.48	168	-6%	5.42	46	97.3%	191,000	-2.7%	200,000	-2.4%	213,781	5.0%	255.0
Mar-16	26	-30%	76	-29%	0.34	196	-10%	7.54	46	95.1%	193,100	-2.9%	244,000	16.2%	260,188	10.8%	257.8
Apr-16	44	-6%	114	5%	0.39	242	-2%	5.50	47	96.1%	201,400	0.2%	267,500	13.8%	267,461	-4.6%	268.9
May-16	58	-12%	99	-13%	0.59	259	-5%	4.47	39	95.5%	206,200	0.5%	222,500	-13.6%	247,798	-21.4%	275.3
Jun-16	42	-41%	90	10%	0.47	268	10%	6.38	55	96.0%	204,300	-1.2%	247,500	3.1%	238,935	-8.8%	272.8
Jul-16	55	62%	77	-14%	0.71	260	3%	4.73	55	95.4%	203,800	-1.3%	224,000	-5.7%	243,785	-7.9%	272.1
Aug-16	43	-4%	86	2%	0.50	253	5%	5.88	58	94.9%	202,300	-1.1%	210,000	0.0%	226,909	-5.1%	270.1
Sep-16	38	23%	58	-29%	0.66	235	-5%	6.18	59	95.2%	206,000	2.6%	216,250	4.5%	228,039	4.2%	275.0
Oct-16	38	3%	53	-10%	0.72	207	-8%	5.45	50	94.8%	202,700	1.3%	159,000	-26.0%	208,362	-13.0%	270.6
Nov-16	20	-47%	51	-7%	0.39	194	2%	9.70	67	96.1%	200,300	1.2%	164,000	-21.9%	194,238	-17.2%	267.4
Dec-16	25	-4%	49	23%	0.51	179	13%	7.16	64	92.8%	191,400	-4.2%	154,000	-29.7%	204,860	-14.6%	255.5
2016	448	-6%	870	-8%	0.51	218	-1%	5.83	54	95.4%	199,667	-0.6%	218,000	-4.0%	234,304	-7.7%	266.6
Jan-17	19	-32%	70	32%	0.27	192	25%	10.11	59	95.2%	183,100	-5.4%	220,000	11.7%	233,679	-1.5%	244.5
Feb-17	27	-13%	60	-6%	0.45	198	18%	7.33	64	94.2%	188,500	-1.3%	165,000	-17.5%	192,370	-10.0%	251.7
Mar-17	36	38%	93	22%	0.39	233	19%	6.47	47	96.6%	197,400	2.2%	259,000	6.1%	271,884	4.5%	263.6
Apr-17	43	-2%	124	9%	0.35	289	19%	6.72	66	96.2%	195,900	-2.7%	198,000	-26.0%	240,825	-10.0%	261.5
May-17	54	-7%	100	1%	0.54	300	16%	5.56	40	95.9%	201,700	-2.2%	230,000	3.4%	246,376	-0.6%	269.3
Jun-17	47	12%	93	3%	0.51	305	14%	6.49	58	95.8%	197,800	-3.2%	235,000	-5.1%	254,668	6.6%	264.1
Jul-17	45	-18%	82	6%	0.55	295	13%	6.56	62	94.9%	205,900	1.0%	260,000	16.1%	264,048	8.3%	274.9
Aug-17	37	-14%	99	15%	0.37	300	19%	8.11	67	95.1%	200,200	-1.0%	247,000	17.6%	256,908	13.2%	267.3
Sep-17	24	-37%	64	10%	0.38	271	15%	11.29	69	94.7%	201,400	-2.2%	241,250	11.6%	238,449	4.6%	268.9
Oct-17	38	0%	55	4%	0.69	227	10%	5.97	73	94.9%	196,500	-3.1%	254,000	59.7%	253,011	21.4%	262.3
Nov-17	30	50%	44	-14%	0.68	192	-1%	6.40	90	93.6%	195,800	-2.2%	199,750	21.8%	228,445	17.6%	261.4
Dec-17	18	-28%	31	-37%	0.58	159	-11%	8.83	48	95.7%	194,000	1.4%	163,500	6.2%	195,972	-4.3%	259.0
2017	418	-7%	915	5%	0.46	247	13%	7.08	61	95.4%	196,517	-1.6%	225,000	3.2%	244,394	4.3%	262.4
Jan-18	26	37%	51	-27%	0.51	165	-14%	6.35	73	94.7%	188,200	2.8%	166,450	-24.3%	192,311	-17.7%	251.3
Feb-18	20	-26%	60	0%	0.33	188	-5%	9.40	94	96.8%	186,600	-1.0%	263,000	59.4%	258,289	34.3%	249.1
Mar-18	33	-8%	111	19%	0.30	242	4%	7.33	75	95.7%	185,500	-6.0%	255,000	-1.5%	234,614	-13.7%	247.7
Apr-18	51	19%	96	-23%	0.53	259	-10%	5.08	61	95.7%	193,300	-1.3%	235,000	18.7%	255,725	6.2%	258.1
May-18	51	-6%	118	18%	0.43	295	-2%	5.78	82	94.2%	198,000	-1.8%	251,000	9.1%	276,402	12.2%	264.4
Jun-18	35	-26%	85	-9%	0.41	302	-1%	8.63	55	94.9%	203,300	2.8%	260,000	10.6%	262,497	3.1%	271.4
Jul-18	45	0%	96	17%	0.47	306	4%	6.80	49	94.8%	198,000	-3.8%	217,000	-16.5%	246,696	-6.6%	264.4
Aug-18	35	-5%	82	-17%	0.43	306	2%	8.74	61	94.8%	195,600	-2.3%	255,000	3.			

MOOSE JAW

	Sales	Y/Y%	New Listings	Y/Y%	S/NL Ratio	Inventory	Y/Y%	Months of Supply	DOM	SP/LP	Benchmark Price	Y/Y%	Median Price	Y/Y%	Average Price	Y/Y%	Index
Jan-19	18	-31%	44	-14%	0.41	179	8%	9.94	89	96.0%	178,300	-5.3%	187,500	12.6%	229,024	19.1%	238.1
Feb-19	24	20%	58	-3%	0.41	197	5%	8.21	117	93.9%	172,900	-7.3%	169,950	-35.4%	219,130	-15.2%	230.8
Mar-19	32	-3%	77	-31%	0.42	224	-7%	7.00	81	95.2%	178,500	-3.8%	249,000	-2.4%	270,429	15.3%	238.3
Apr-19	47	-8%	102	6%	0.46	259	0%	5.51	73	96.0%	178,900	-7.4%	250,000	6.4%	248,253	-2.9%	238.9
May-19	46	-10%	90	-24%	0.51	279	-5%	6.07	70	95.3%	189,200	-4.4%	278,000	10.8%	274,436	-0.7%	252.6
Jun-19	45	29%	83	-2%	0.54	272	-10%	6.04	70	94.5%	190,400	-6.3%	201,941	-22.3%	232,535	-11.4%	254.2
Jul-19	56	24%	74	-23%	0.76	250	-18%	4.46	91	94.5%	189,600	-4.2%	211,750	-2.4%	242,026	-1.9%	253.1
Aug-19	41	17%	81	-1%	0.51	252	-18%	6.15	72	94.6%	182,300	-6.8%	200,000	-21.6%	250,338	-7.1%	243.4
Sep-19	32	-18%	65	-7%	0.49	229	-22%	7.16	60	95.2%	180,300	-4.8%	175,000	-2.8%	227,653	23.3%	240.7
Oct-19	41	3%	59	23%	0.69	200	-20%	4.88	59	95.5%	179,200	-2.9%	234,000	39.7%	226,223	28.3%	239.3
Nov-19	21	17%	52	37%	0.40	202	-12%	9.62	86	94.0%	182,100	1.1%	225,000	0.4%	238,683	-5.8%	243.1
Dec-19	13	-19%	28	33%	0.46	170	-9%	13.08	63	93.6%	179,100	0.3%	215,000	-5.9%	231,569	-10.7%	239.1
2019	416	2%	813	-7%	0.51	226	-10%	6.52	76	94.9%	181,733	-4.4%	219,100	1.9%	243,249	1.8%	242.6
Jan-20	20	11%	60	36%	0.33	181	1%	9.05	101	93.1%	179,000	0.4%	198,500	5.9%	205,445	-10.3%	239.0
Feb-20	23	-4%	56	-3%	0.41	183	-7%	7.96	70	96.3%	176,800	2.3%	247,500	45.6%	250,112	14.1%	236.0
Mar-20	26	-19%	76	-1%	0.34	201	-10%	7.73	69	94.6%	183,900	3.0%	208,750	-16.2%	236,735	-12.5%	245.5
Apr-20	16	-66%	42	-59%	0.38	201	-22%	12.56	57	92.2%	187,300	4.7%	175,500	-29.8%	175,644	-29.2%	250.1
May-20	29	-37%	56	-38%	0.52	205	-27%	7.07	85	94.9%	192,000	1.5%	225,000	-19.1%	249,545	-9.1%	256.3
Jun-20	61	36%	83	0%	0.73	197	-28%	3.23	72	95.7%	192,200	0.9%	229,500	13.6%	243,170	4.6%	256.6
Jul-20	77	38%	99	34%	0.78	196	-22%	2.55	60	95.8%	195,800	3.3%	240,000	13.3%	264,704	9.4%	261.4
Aug-20	52	27%	64	-21%	0.81	192	-24%	3.69	54	95.3%	196,800	8.0%	211,200	5.6%	231,747	-7.4%	262.8
Sep-20	56	75%	78	20%	0.72	181	-21%	3.23	61	95.4%	201,700	11.9%	218,250	24.7%	235,730	3.5%	269.3
Oct-20	36	-12%	56	-5%	0.64	170	-15%	4.72	56	95.7%	196,900	9.9%	266,500	13.9%	249,772	10.4%	262.9
Nov-20	27	29%	33	-37%	0.82	155	-23%	5.74	66	96.6%	194,100	6.6%	237,500	5.6%	269,604	13.0%	259.1
Dec-20	35	169%	36	29%	0.97	115	-32%	3.29	74	96.2%	184,600	3.1%	315,000	46.5%	295,026	27.4%	246.5
2020	458	10%	739	-9%	0.62	181	-20%	4.75	66	95.5%	190,092	4.6%	228,250	4.2%	247,004	1.5%	253.8
Jan-21	33	65%	44	-27%	0.75	113	-38%	3.42	66	95.5%	183,600	2.6%	177,000	-10.8%	230,300	12.1%	245.1
Feb-21	34	48%	59	5%	0.58	129	-30%	3.79	55	94.5%	191,200	8.1%	211,100	-14.7%	214,692	-14.2%	255.3
Mar-21	56	115%	71	-7%	0.79	127	-37%	2.27	60	96.0%	200,200	8.9%	240,500	15.2%	242,546	2.5%	267.3
Apr-21	57	256%	117	179%	0.49	169	-16%	2.96	45	97.5%	204,100	9.0%	241,000	37.3%	278,288	58.4%	272.5
May-21	63	117%	98	75%	0.64	192	-6%	3.05	42	96.9%	206,800	7.7%	259,900	15.5%	270,483	8.4%	276.1
Jun-21	64	5%	92	11%	0.70	199	1%	3.11	40	95.7%	209,100	8.8%	211,500	-7.8%	226,910	-6.7%	279.2
Jul-21	57	-26%	77	-22%	0.74	200	2%	3.51	35	96.5%	212,100	8.3%	255,000	6.3%	268,105	1.3%	283.2
Aug-21	56	8%	65	2%	0.86	184	-4%	3.29	50	95.4%	207,500	5.4%	215,000	1.8%	231,778	0.0%	277.0
Sep-21	48	-14%	70	-10%	0.69	173	-4%	3.60	61	95.7%	205,600	1.9%	242,000	10.9%	263,885	11.9%	274.5
Oct-21	43	19%	63	13%	0.68	171	1%	3.98	68	95.6%	199,000	1.1%	184,000	-31.0%	192,236	-23.0%	265.7
Nov-21	45	67%	36	9%	1.25	127	-18%	2.82	57	95.2%	199,900	3.0%	227,500	-4.2%	233,382	-13.4%	266.9
Dec-21	26	-26%	32	-11%	0.81	100	-13%	3.85	54	94.0%	200,000	8.3%	166,000	-47.3%	181,938	-38.3%	267.0
2021	582	27%	824	12%	0.71	157	-13%	3.24	51	95.9%	201,592	6.0%	228,750	0.2%	241,124	-2.4%	269.2
Jan-22	15	-55%	50	14%	0.30	110	-3%	7.33	63	94.8%	195,400	6.4%	290,000	63.8%	267,837	16.3%	260.9
Feb-22	43	26%	49	-17%	0.88	108	-16%	2.51	57	95.5%	201,600	5.4%	250,500	18.7%	295,181	37.5%	269.2
Mar-22	44	-21%	58	-18%	0.76	112	-12%	2.55	47	96.6%	201,200	0.5%	235,000	-2.3%	250,010	3.1%	268.6
Apr-22	55	-4%	80	-32%	0.69	127	-25%	2.31	36	98.8%	211,200	3.5%	279,000	15.8%	311,431	11.9%	282.0
May-22	67	6%	73	-26%	0.92	119	-38%	1.78	40	97.6%	212,400	2.7%	263,000	1.2%	287,362	6.2%	283.6
Jun-22	58	-9%	74	-20%	0.78	120	-40%	2.07	33	97.9%	216,700	3.6%	220,000	4.0%	246,618	8.7%	289.3
Jul-22	44	-23%	87	13%	0.51	153	-24%	3.48	38	97.7%	213,600	0.7%	225,000	-11.8%	251,059	-6.4%	285.2
Aug-22	41	-27%	66	2%	0.62	155	-16%	3.78	36	95.5%	211,900	2.1%	220,000	2.3%	253,921	9.6%	282.9
Sep-22	46	-4%	68	-3%	0.68	157	-9%	3.41	48	95.5%	205,500	0.0%	215,488	-11.0%	232,636	-11.8%	274.4
Oct-22	37	-14%	60	-5%	0.62	144	-16%	3.89	52	96.1%	198,600	-0.2%	210,000	14.1%	231,365	20.4%	265.2
Nov-22	34	-24%	29	-19%	1.17	119	-6%	3.50	49	95.6%	195,600	-2.2%	224,250	-1.4%	245,318	5.1%	261.1
Dec-22	29	12%	26	-19%	1.12	95	-5%	3.28	61	95.6%	194,200	-2.9%	220,000	32.5%	295,292	62.3%	259.3
2022	513	-12%	720	-13%	0.71	127	-19%	2.96	44	96.8%	204,825	1.6%	232,500	1.6%	265,146	10.0%	273.5
Jan-23	22	47%	30	-40%	0.73	84	-24%	3.82	72	93.9%	189,500	-3.0%	154,000	-46.9%	196,105	-26.8%	253.0
Feb-23	13	-70%	35	-29%	0.37	90	-17%	6.92	41	96.1%	184,300	-8.6%	260,000	3.8%	303,162	2.7%	246.1
Mar-23	39	-11%	65	12%	0.60	108	-4%	2.77	56	96.9%	193,300	-3.9%	255,000	8.5%	272,877	9.1%	258.1
Apr-23	35	-36%	66	-18%	0.53	129	2%	3.69	33	96.1%	196,000	-7.2%	270,000	-3.2%	278,507	-10.6%	261.7
May-23	56	-16%	82	12%	0.68	142	19%	2.54	40	97.2%	204,900	-3.5%	252,000	-4.2%	257,187	-10.5%	273.6
Jun-23	60	3%	100	35%	0.60	168	40%	2.80	37	97.9%	207,500	-4.2%	270,000	22.7%	298,297	21.0%	277.0
Jul-23	44	0%	58	-33%	0.76	159	4%	3.61	33	96.8%	210,900	-1.3%	266,950	18.6%	305,857	21.8%	281.6
Aug-23	58	41%	71	8%	0.82	147	-5%	2.53	49	96.0%	206,400	-2.6%	232,500	5.7%	263,895	3.9%	275.6
Sep-23	41	-11%	59	-13%	0.69	133	-15%	3.24	46	96.2%	204,900	-0.3%	229,900	6.7%	254,780	9.5%	273.6
Oct-23	35	-5%	44	-27%	0.80	120	-17%	3.43	42	95.7%	211,100	6.3%	236,333	12.5%	275,578	19.1%	281.8
Nov-23	30	-12%	40	38%	0.75	107	-10%	3.57	40	94.5%	207,400	6.0%	182,500	-18.6%	190,370	-22.4%	276.9
Dec-23	28	-3%	30	15%	0.93	76	-20%	2.71	53	95.2%	205,100	5.6%	255,000	15.9%	247,536	-16.2%	273.8
2023	461	-10%	680	-6%	0.68	122	-4%	3.17	44	96.4%	201,775	-1.5%	245,000	5.4%	265,602	0.2%	269.4
Jan-24	22	0%	53	77%	0.42	94	12%	4.27	48	94.2%	204,400	7.9%	215,750	40.1%	250,494	27.7%	272.9
Feb-24	39	200%	46	31%	0.85	93	3%	2.38	51	97.0%	216,700	17.6%	264,900	1.9%	291,621	-3.8%	289.3
Mar-24	31	-21%	55	-15%	0.56	103	-5%	3.32	39	97.2%	219,600	13.6%	247,000	-3.1%	258,839	-5.1%	293.2
Apr-24	56	60%	81	23%	0.69	115	-11%	2.05	41	96.7%	223,600	14.1%	261,500	-3.1%	290,510	4.3%	298.5
May-24	49	-13%	71	-13%	0.69	131	-8%	2.67	33	97.2%	222,500	8.6%	255,000	1.2%	264,488	2.8%	297.1
Jun-24	57	-5%	75	-25%	0.76	131	-22%	2.30	45	95.9%	223,400	7.7%	245,000	-9.3%	266,496	-10.7%	298.3
Jul-24	68	55%	74	28%	0.92	123	-23%	1.81	37	97.2%	227,800	8.0%	258,450	-3.2%	266,566	-12.8%	304.1
Aug-24	35	-40%	63	-11%	0.56	134	-9%	3.83	37	97.0%	2						