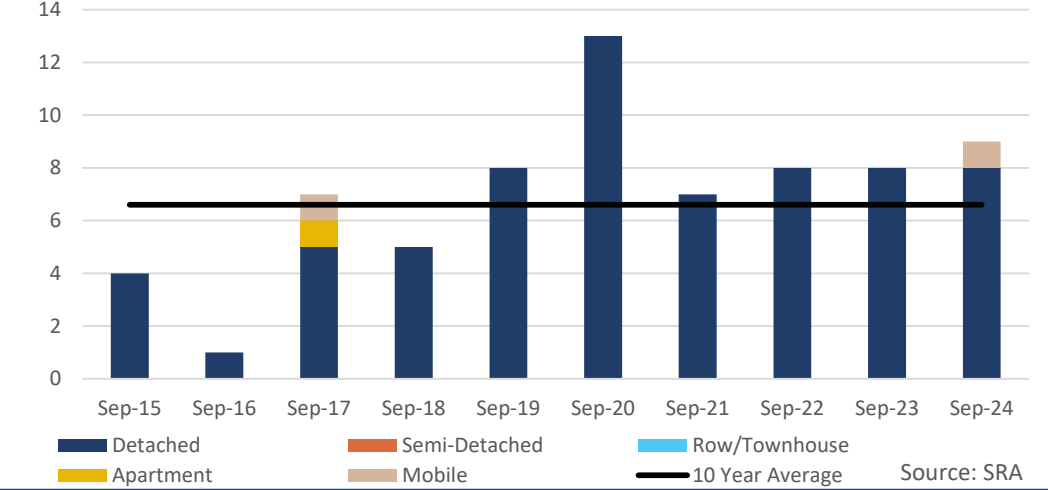


## Monthly Sales Comparison



## SALES

9

↑ 12.5% Y/Y | ↑ 31.0% YTD  
 VS. 10-YEAR AVERAGE  
 ↑ 36.4% | ↑ 40.2% YTD



## NEW LISTINGS

9

0.0% Y/Y | ↓ 23.2% YTD  
 VS. 10-YEAR AVERAGE  
 ↓ 10.0% | ↓ 25.0% YTD

## TOTAL RESIDENTIAL BENCHMARK PRICE

\$ 123,800



5.8%

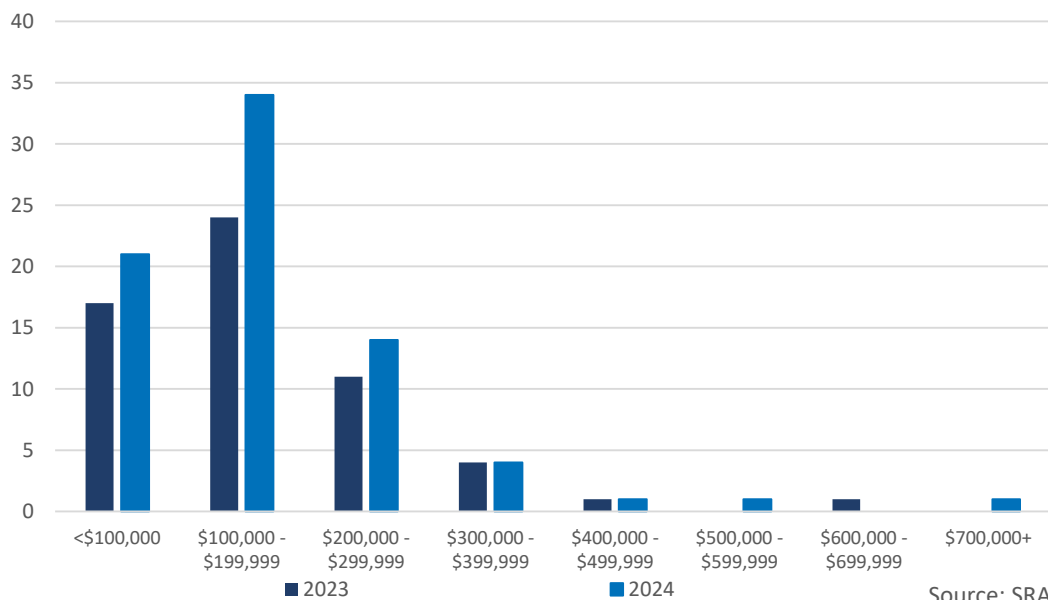
Y/Y



Monthly trend\*

## Residential Sales by Price Range

YTD-SEP



## INVENTORY

19

↓ 58.7% Y/Y | Monthly trend\*  
 VS. 10-YEAR AVERAGE  
 ↓ 61.8% | ↓ 33.6% YTD



## MONTHS OF SUPPLY

2.11

↓ 63.3% Y/Y | Monthly trend\*  
 VS. 10-YEAR AVERAGE  
 ↓ 82.3% | ↓ 55.9% YTD



# MELVILLE - SEPTEMBER 2024

## September 2024

	Sales		New Listings		Inventory		Months of Supply		DOM	Benchmark		Avg Price	
	Actual	Y/Y%	Actual	Y/Y%	Actual	Y/Y%	Actual	Y/Y%	Actual	Actual	Y/Y%	Actual	Y/Y%
Detached	8	0%	7	75%	14	-61%	1.75	-61%	37	\$123,700	6%	\$144,875	-22%
Semi-Detached	0	-	0	-	0	-	-	-	-	-	-	-	-
Row/Townhouse	0	-	0	-	0	-	-	-	-	-	-	-	-
Apartment	0	-	2	-60%	4	-20%	-	-	-	-	-	-	-
Acreage	0	-	0	-	0	-100%	-	-	-	-	-	-	-
Mobile	1	-	0	-	1	-50%	1.00	-	40	-	-	\$495,000	-
Muti-Family	0	-	0	-	0	-100%	-	-	-	-	-	-	-
<b>Total Residential</b>	<b>9</b>	<b>13%</b>	<b>9</b>	<b>0%</b>	<b>19</b>	<b>-59%</b>	<b>2.11</b>	<b>-63%</b>	<b>37</b>	<b>\$123,800</b>	<b>6%</b>	<b>\$183,778</b>	<b>-1%</b>

## 10-Year Averages

	Sales		New Listings		Inventory		Months of Supply		DOM	Benchmark		Avg Price	
	Avg	%Diff	Avg	%Diff	Avg	%Diff	Avg	%Diff	Avg	Avg	%Diff	Avg	%Diff
Total Residential	7	36%	10	-10%	50	-62%	11.92	-82%	85	\$112,660	10%	\$135,682	35%

## Year-to-Date

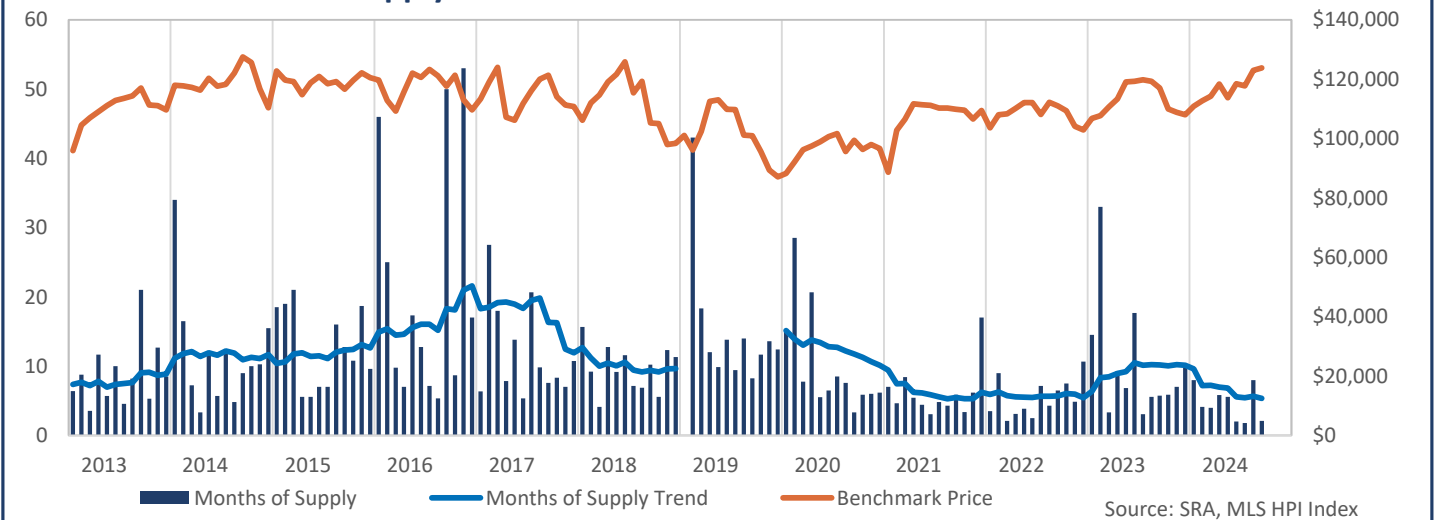
### September 2024

	Sales		New Listings		Inventory		Months of Supply		DOM	Benchmark		Avg Price	
	Actual	Y/Y%	Actual	Y/Y%	Actual	Y/Y%	Actual	Y/Y%	Actual	Actual	Y/Y%	Actual	Y/Y%
Detached	70	25%	71	-19%	24	-35%	3.14	-48%	77	\$116,933	2%	\$148,569	-7%
Semi-Detached	0	-	0	-	0	-	-	-	-	-	-	-	-
Row/Townhouse	0	-	0	-	0	-	-	-	-	-	-	-	-
Apartment	1	0%	2	-67%	4	280%	38.00	280%	191	-	-	\$144,000	3%
Acreage	1	-	0	-100%	0	-20%	4.00	-	162	-	-	\$725,000	-
Mobile	3	-	3	50%	1	18%	4.33	-	93	-	-	\$374,333	-
Muti-Family	1	0%	0	-100%	1	0%	6.00	0%	231	-	-	\$245,000	-60%
<b>Total Residential</b>	<b>76</b>	<b>31%</b>	<b>76</b>	<b>-23%</b>	<b>31</b>	<b>-24%</b>	<b>3.70</b>	<b>-42%</b>	<b>82</b>	<b>\$117,022</b>	<b>2%</b>	<b>\$166,274</b>	<b>-1%</b>

## 10-Year Averages

	Sales		New Listings		Inventory		Months of Supply		DOM	Benchmark		Avg Price	
	Avg	%Diff	Avg	%Diff	Avg	%Diff	Avg	%Diff	Avg	Avg	%Diff	Avg	%Diff
Total Residential	54	40%	101	-25%	47	-34%	8.38	-56%	93	\$112,056	4%	\$145,787	14%

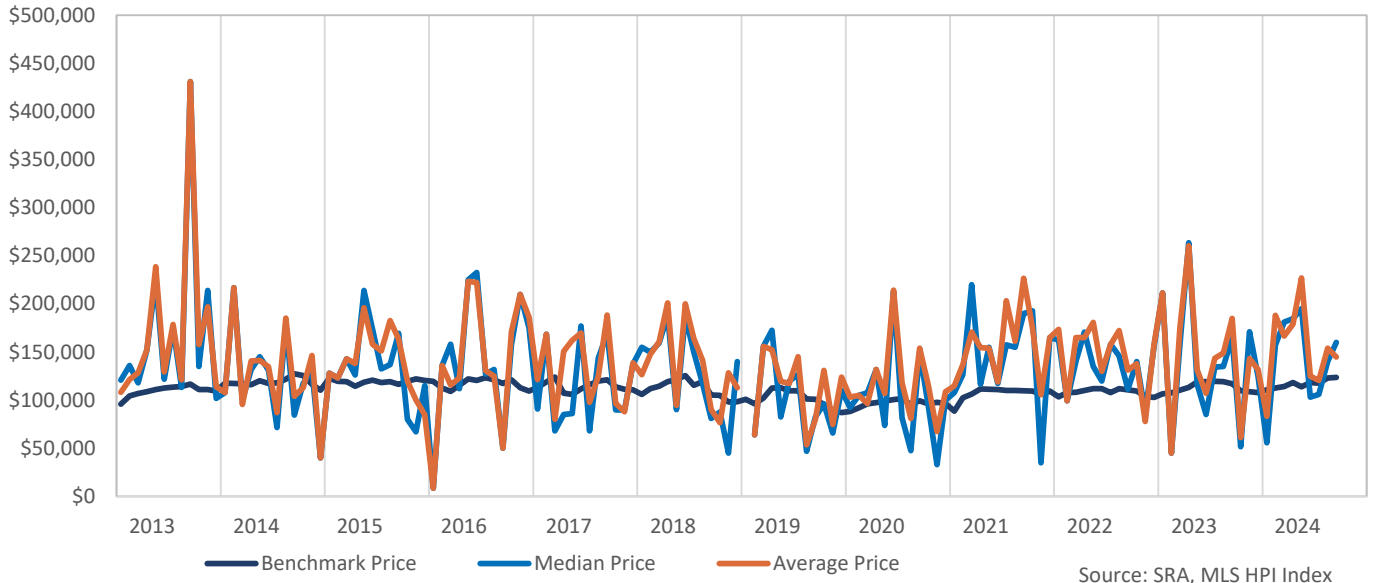
## Residential Months of Supply and Price



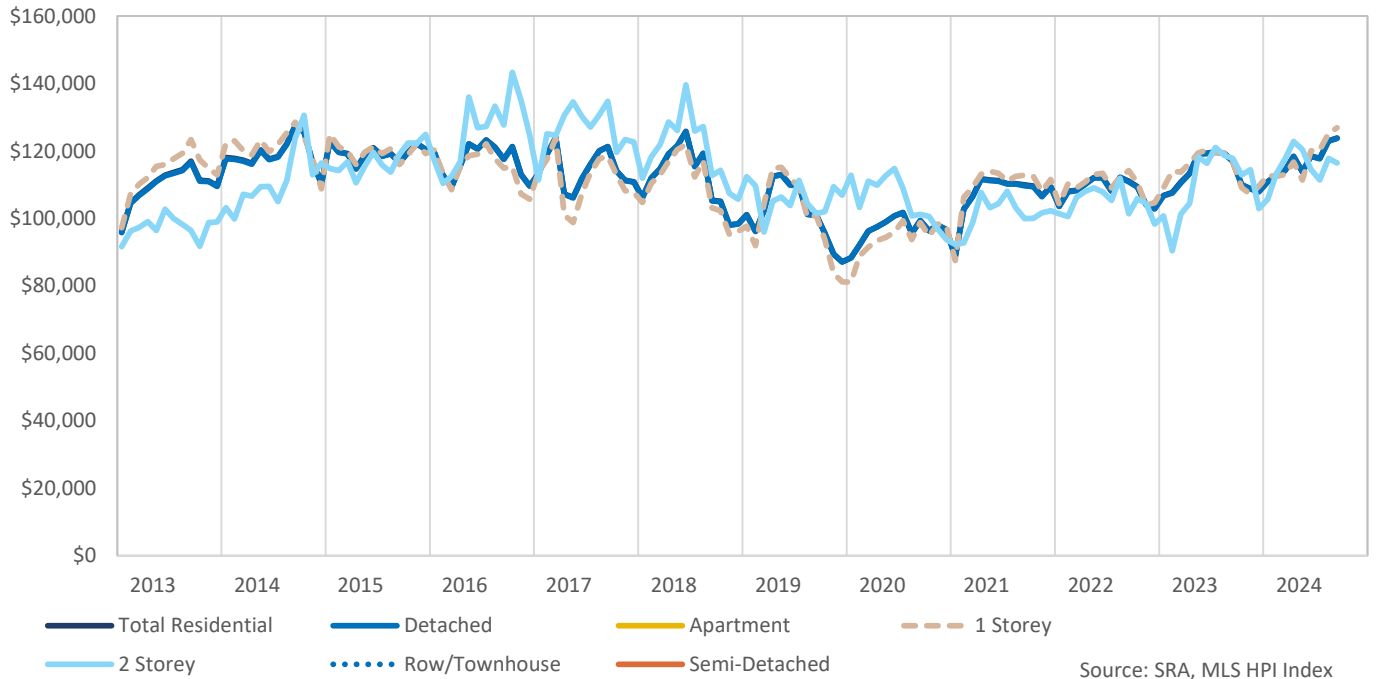


# MELVILLE - SEPTEMBER 2024

## Detached Pricing



## Benchmark Price





### HPI Benchmark Attributes

	Composite
Bedrooms, Above Ground	3
Bathrooms, Full	1
Bathrooms, Half	0
Garage	Detached, Single width
Gross Living Area, Above Ground (Sq. Ft.)	1082
Lot Size	-
Fireplaces, Number of	0
Year Built	1957
September 2024 Benchmark Price	\$123,800
Detached Share of Sales, Last 3 Years	99%
Semi-Detached Share of Sales, Last 3 Years	-
Apartment Share of Sales, Last 3 Years	-
Townhouse Share of Sales, Last 3 Years	-

	Detached	1 Storey	2 Storey
Bedrooms, Above Ground	3	2	3
Bathrooms, Full	1	1	1
Bathrooms, Half	0	0	0
Garage	Detached, Single width	Detached, Single width	Detached, Single width
Gross Living Area, Above Ground (Sq. Ft.)	1083	1017	1228
Lot Size	7000	7000	7000
Fireplaces, Number of	0	0	0
Year Built	1957	1964	1930
September 2024 Benchmark Price	\$123,700	\$126,900	\$116,400
Share of Total Sales, Last 3 Years	99%	71%	29%

	Semi-Detached	Row/Townhouse	Apartment
Bedrooms, Above Ground	-	-	-
Bathrooms, Full	-	-	-
Bathrooms, Half	-	-	-
Garage	-	-	-
Gross Living Area, Above Ground (Sq. Ft.)	-	-	-
Fireplaces, Number of	-	-	-
Year Built	-	-	-
September 2024 Benchmark Price	-	-	-
Share of Total Sales, Last 3 Years	-	-	-

MELVILLE

	Sales	Y/Y%	New Listings	Y/Y%	S/NL Ratio	Inventory	Y/Y%	Months of Supply	DOM	SP/LP	Benchmark Price	Y/Y%	Median Price	Y/Y%	Average Price	Y/Y%	Index
Jan-13	5	-44%	7	17%	0.71	32	60%	6.40	87	92.0%	95,900	16.7%	135,000	10.2%	123,500	-14.9%	314.4
Feb-13	4	0%	10	25%	0.40	35	67%	8.75	126	90.9%	104,500	23.2%	136,000	109.2%	121,500	42.9%	342.6
Mar-13	9	200%	9	-18%	1.00	32	14%	3.56	78	93.4%	107,000	14.7%	118,000	-30.6%	128,022	-15.3%	350.8
Apr-13	3	-57%	8	-27%	0.38	35	13%	11.67	33	94.9%	109,000	17.2%	152,100	0.1%	152,367	3.0%	357.4
May-13	7	250%	14	180%	0.50	40	29%	5.71	120	89.5%	111,100	25.7%	225,000	155.7%	238,714	171.3%	364.3
Jun-13	4	-43%	8	-60%	0.50	40	5%	10.00	116	92.7%	112,800	19.6%	121,750	-48.2%	129,250	-39.1%	369.8
Jul-13	9	-36%	17	-6%	0.53	41	8%	4.56	51	93.5%	113,600	23.3%	175,000	14.4%	178,722	12.6%	372.5
Aug-13	5	-17%	10	-17%	0.50	41	0%	8.20	51	93.9%	114,400	18.2%	117,500	-25.6%	120,880	-0.4%	375.1
Sep-13	2	-75%	10	-23%	0.20	42	24%	21.00	15	95.0%	117,000	17.0%	270,500	152.2%	270,500	163.1%	383.6
Oct-13	7	0%	7	0%	1.00	37	23%	5.29	74	94.4%	111,300	10.2%	135,000	42.1%	157,643	34.0%	364.9
Nov-13	3	50%	9	0%	0.33	38	6%	12.67	56	95.5%	111,100	14.1%	214,000	119.6%	197,000	102.2%	364.3
Dec-13	4	-20%	6	50%	0.67	34	10%	8.50	80	91.6%	109,700	11.9%	101,750	-17.3%	113,875	-13.0%	359.7
<b>2013</b>	<b>62</b>	<b>-16%</b>	<b>115</b>	<b>-7%</b>	<b>0.54</b>	<b>37</b>	<b>18%</b>	<b>7.21</b>	<b>77</b>	<b>92.8%</b>	<b>109,783</b>	<b>17.5%</b>	<b>138,500</b>	<b>5.4%</b>	<b>158,140</b>	<b>14.3%</b>	<b>360.0</b>
Jan-14	1	-80%	5	-29%	0.20	34	6%	34.00	30	96.0%	118,000	23.0%	108,000	-20.0%	108,000	-12.6%	386.9
Feb-14	2	-50%	6	-40%	0.33	33	-6%	16.50	160	94.4%	117,800	12.7%	217,000	59.6%	217,000	78.6%	386.2
Mar-14	4	-56%	6	-33%	0.67	29	-9%	7.25	86	91.4%	117,200	9.5%	100,000	-15.3%	95,625	-25.3%	384.3
Apr-14	9	200%	12	50%	0.75	30	-14%	3.33	117	93.2%	116,300	6.7%	132,000	-13.2%	140,844	-7.6%	381.3
May-14	3	-57%	14	0%	0.21	36	-10%	12.00	15	93.9%	120,300	8.3%	145,000	-35.6%	141,333	-40.8%	394.4
Jun-14	7	75%	14	75%	0.50	40	0%	5.71	41	94.1%	117,600	4.3%	138,000	13.3%	135,871	5.1%	385.6
Jul-14	4	-56%	15	-12%	0.27	47	15%	11.75	67	91.1%	118,300	4.1%	71,450	-59.2%	87,100	-51.3%	387.9
Aug-14	10	100%	13	30%	0.77	48	17%	4.80	86	96.9%	122,100	6.7%	179,450	52.7%	185,280	53.3%	400.3
Sep-14	5	150%	7	-30%	0.71	45	7%	9.00	81	90.3%	127,500	9.0%	84,500	-68.8%	104,100	-61.5%	418.0
Oct-14	4	-43%	6	-14%	0.67	40	8%	10.00	27	93.1%	125,600	12.8%	117,500	-13.0%	113,000	-28.3%	411.8
Nov-14	4	33%	8	-11%	0.50	41	8%	10.25	73	93.3%	116,700	5.0%	131,500	-38.6%	146,375	-25.7%	382.6
Dec-14	2	-50%	4	-33%	0.50	31	-9%	15.50	91	89.4%	110,400	0.6%	92,500	-9.1%	92,500	-18.8%	362.0
<b>2014</b>	<b>55</b>	<b>-11%</b>	<b>110</b>	<b>-4%</b>	<b>0.50</b>	<b>38</b>	<b>2%</b>	<b>8.25</b>	<b>76</b>	<b>93.8%</b>	<b>118,983</b>	<b>8.4%</b>	<b>128,000</b>	<b>-7.6%</b>	<b>136,571</b>	<b>-13.6%</b>	<b>390.1</b>
Jan-15	2	100%	10	100%	0.20	37	9%	18.50	259	86.6%	122,800	4.1%	128,000	18.5%	128,000	18.5%	402.6
Feb-15	2	0%	7	17%	0.29	38	15%	19.00	129	88.2%	119,700	1.6%	123,000	-43.3%	123,000	-43.3%	392.5
Mar-15	2	-50%	9	50%	0.22	42	45%	21.00	92	94.8%	119,200	1.7%	143,050	43.1%	143,050	49.6%	390.8
Apr-15	7	-22%	6	-50%	1.17	39	30%	5.57	68	94.3%	114,800	-1.3%	126,300	-4.3%	138,043	-2.0%	376.4
May-15	7	133%	11	-21%	0.64	39	8%	5.57	95	93.9%	118,800	-1.2%	214,000	47.6%	196,143	38.8%	389.5
Jun-15	6	-14%	14	0%	0.43	42	5%	7.00	49	93.1%	120,900	2.8%	173,750	25.9%	158,000	16.3%	396.4
Jul-15	6	50%	10	-33%	0.60	42	-11%	7.00	105	94.2%	118,500	0.2%	132,450	85.4%	151,133	73.5%	388.5
Aug-15	3	-70%	15	15%	0.20	48	0%	16.00	86	93.8%	119,200	-2.4%	137,000	-23.7%	182,667	-1.4%	390.8
Sep-15	4	-20%	12	71%	0.33	51	13%	12.75	52	95.9%	116,600	-8.5%	169,500	100.6%	163,500	57.1%	382.3
Oct-15	5	25%	13	117%	0.38	54	35%	10.80	82	94.2%	119,600	-4.8%	80,000	-31.9%	119,900	6.1%	392.1
Nov-15	3	-25%	8	0%	0.38	56	37%	18.67	101	92.1%	122,200	4.7%	67,000	-49.0%	100,333	-31.5%	400.7
Dec-15	5	150%	5	25%	1.00	48	55%	9.60	80	87.5%	120,500	9.1%	115,000	24.3%	84,900	-8.2%	395.1
<b>2015</b>	<b>52</b>	<b>-5%</b>	<b>120</b>	<b>9%</b>	<b>0.43</b>	<b>45</b>	<b>18%</b>	<b>10.31</b>	<b>88</b>	<b>93.2%</b>	<b>119,400</b>	<b>0.4%</b>	<b>139,750</b>	<b>9.2%</b>	<b>144,408</b>	<b>5.7%</b>	<b>391.5</b>
Jan-16	1	-50%	2	-80%	0.50	46	24%	46.00	119	71.4%	119,700	-2.5%	8,500	-93.4%	8,500	-93.4%	392.5
Feb-16	2	0%	11	57%	0.18	50	32%	25.00	142	89.5%	112,800	-5.8%	136,000	10.6%	136,000	10.6%	369.8
Mar-16	5	150%	5	-44%	1.00	49	17%	9.80	189	91.3%	109,300	-8.3%	158,000	10.5%	115,800	-19.0%	358.4
Apr-16	7	0%	10	67%	0.70	49	26%	7.00	119	94.5%	115,700	0.8%	112,000	-11.3%	123,057	-10.9%	379.3
May-16	3	-57%	13	18%	0.23	52	33%	17.33	229	93.3%	122,100	2.8%	225,000	5.1%	223,333	13.9%	400.3
Jun-16	4	-33%	10	-29%	0.40	51	21%	12.75	172	95.0%	120,600	-0.2%	215,750	24.2%	204,125	29.2%	395.4
Jul-16	7	17%	8	-20%	0.88	50	19%	7.14	39	95.1%	123,300	4.1%	127,000	-4.1%	130,500	-13.7%	404.3
Aug-16	9	200%	14	-7%	0.64	48	0%	5.33	125	87.1%	121,100	1.6%	131,750	-3.8%	124,861	-31.6%	397.0
Sep-16	1	-75%	11	-8%	0.09	50	-2%	50.00	70	87.0%	117,600	0.9%	50,000	-70.5%	50,000	-69.4%	385.6
Oct-16	6	20%	15	15%	0.40	52	-4%	8.67	82	89.6%	121,300	1.4%	157,500	96.9%	171,167	42.8%	397.7
Nov-16	1	-67%	10	25%	0.10	53	-5%	53.00	19	91.7%	113,000	-7.5%	210,000	213.4%	210,000	109.3%	370.5
Dec-16	3	-40%	7	40%	0.43	51	6%	17.00	85	90.2%	109,700	-9.0%	175,000	52.2%	186,333	119.5%	359.7
<b>2016</b>	<b>49</b>	<b>-8%</b>	<b>116</b>	<b>-3%</b>	<b>0.42</b>	<b>50</b>	<b>12%</b>	<b>12.27</b>	<b>118</b>	<b>91.6%</b>	<b>117,183</b>	<b>-1.9%</b>	<b>140,000</b>	<b>0.2%</b>	<b>144,707</b>	<b>0.2%</b>	<b>384.2</b>
Jan-17	8	700%	12	500%	0.67	51	11%	6.38	72	91.2%	113,300	-5.3%	90,750	967.6%	121,500	1329.4%	371.5
Feb-17	2	0%	11	0%	0.18	55	10%	27.50	70	96.6%	119,000	5.5%	168,500	23.9%	168,500	23.9%	390.2
Mar-17	3	-40%	7	40%	0.43	54	10%	18.00	138	88.9%	124,000	13.4%	68,000	-57.0%	80,000	-30.9%	406.6
Apr-17	7	0%	10	0%	0.70	55	12%	7.86	128	93.7%	107,200	-7.3%	85,000	-24.1%	150,857	22.6%	351.5
May-17	5	67%	21	62%	0.24	69	33%	13.80	88	92.7%	106,200	-13.0%	77,000	-65.8%	139,800	-37.4%	348.2
Jun-17	11	175%	6	-40%	1.83	59	16%	5.36	66	95.6%	111,800	-7.3%	177,000	-18.0%	169,864	-16.8%	366.6
Jul-17	3	-57%	13	63%	0.23	62	24%	20.67	59	87.6%	116,100	-5.8%	68,000	-46.5%	97,667	-25.2%	380.7
Aug-17	6	-33%	15	7%	0.40	59	23%	9.83	117	92.2%	120,000	-0.9%	143,750	9.1%	124,917	0.0%	393.4
Sep-17	7	600%	8	-27%	0.88	53	6%	7.57	111	94.2%	121,300	3.1%	169,000	238.0%	171,929	243.9%	397.7
Oct-17	6	0%	9	-40%	0.67	50	-4%	8.33	180	90.1%	114,100	-5.9%	90,000	-42.9%	96,483	-43.6%	374.1
Nov-17	7	600%	10	0%	0.70	49	-8%	7.00	90	87.0%	111,300	-1.5%	89,900	-57.2%	87,986	-58.1%	364.9
Dec-17	4	33%	5	-29%	0.80	43	-16%	10.75	111	92.9%	110,800	1.0%	137,500	-21.4%	138,750	-25.5%	363.3
<b>2017</b>	<b>69</b>	<b>41%</b>	<b>127</b>	<b>9%</b>	<b>0.54</b>	<b>55</b>	<b>10%</b>	<b>9.55</b>	<b>102</b>	<b>92.7%</b>	<b>114,592</b>	<b>-2.2%</b>	<b>100,000</b>	<b>-28.6%</b>	<b>132,874</b>	<b>-8.2%</b>	<b>375.7</b>
Jan-18	3	-63%	13	8%	0.23	47	-8%	15.67	38	90.6%	106,200	-6.3%	155,000	70.8%	126,500	4.1%	348.2
Feb-18	5	150%	7	-36%	0.71	46	-16%	9.20	118	92.1%	112,000	-5.9%	150,000	-11.0%	147,800	-12.3%	367.2
Mar-18	10	233%	10	43%	1.00	41	-24%	4.10	128	91.3%	114,700	-7.5%	180,750	165.8%	171,570	114.5%	376.1
Apr-18	4	-43%	18	80%	0.22	51	-7%	12.75	58	96.7%	119,100	11.1%	188,000	121.2%	201,000	33.2%	390.5
May-18	6	20%	13	-38%	0.46	55	-20%	9.17	80	91.6%	121,600	14.5%	90,250	17.2%	94,500	-32.4%	398.7
Jun-18	5	-55%	14	133%	0.36	58	-2%	11.60	77	95.8%	125,800	12.5%	179,900	1.6%	195,980	15.4%	412.5
Jul-18	8	167%	11	-15%	0.73	57	-8%	7.13	78	93.0%	115,400	-0.6%	167,500	146.3%	185,438	89.9%	378.4
Aug-18	8	33%	11	-27%	0.73	55	-7%	6.88	116	92.2%	119,300	-0.6%	113,500	-21.0%			

MELVILLE																	
	Sales	Y/Y%	New Listings	Y/Y%	S/NL Ratio	Inventory	Y/Y%	Months of Supply	DOM	SP/LP	Benchmark Price	Y/Y%	Median Price	Y/Y%	Average Price	Y/Y%	Index
Jan-19	-	-100%	9	-31%	-	41	-13%	-	-	-	101,100	-4.8%	-	-	-	-	331.5
Feb-19	1	-80%	6	-14%	0.17	43	-7%	43.00	151	91.6%	96,100	-14.2%	64,000	-57.3%	64,000	-56.7%	315.1
Mar-19	3	-70%	17	70%	0.18	55	34%	18.33	88	92.3%	102,400	-10.7%	130,000	-28.1%	147,333	-14.1%	335.7
Apr-19	5	25%	13	-28%	0.38	60	18%	12.00	51	96.0%	112,500	-5.5%	172,500	-8.2%	152,500	-24.1%	368.9
May-19	7	17%	21	62%	0.33	69	25%	9.86	126	94.7%	113,000	-7.1%	90,000	-0.3%	119,929	26.9%	370.5
Jun-19	5	0%	11	-21%	0.45	69	19%	13.80	101	87.2%	109,900	-12.6%	130,000	-27.7%	120,000	-38.8%	360.3
Jul-19	7	-13%	12	9%	0.58	66	16%	9.43	69	94.1%	109,800	-4.9%	126,500	-24.5%	145,271	-21.7%	360.0
Aug-19	5	-38%	13	18%	0.38	70	27%	14.00	65	92.7%	101,200	-15.2%	47,000	-58.6%	53,600	-61.0%	331.8
Sep-19	8	60%	14	133%	0.57	66	29%	8.25	45	91.8%	101,000	-4.1%	82,500	1.9%	80,188	-11.0%	331.1
Oct-19	6	-14%	14	367%	0.43	70	79%	11.67	131	92.5%	95,600	-9.0%	113,750	30.0%	167,917	118.9%	313.4
Nov-19	5	67%	5	-17%	1.00	68	84%	13.60	36	89.1%	89,400	-8.8%	66,000	46.7%	74,580	-41.9%	293.1
Dec-19	5	67%	3	-40%	1.67	62	82%	12.40	177	91.3%	87,100	-11.5%	110,000	-21.4%	124,000	9.7%	285.6
<b>2019</b>	<b>57</b>	<b>-15%</b>	<b>138</b>	<b>18%</b>	<b>0.41</b>	<b>62</b>	<b>29%</b>	<b>12.96</b>	<b>89</b>	<b>92.5%</b>	<b>101,592</b>	<b>-9.1%</b>	<b>102,500</b>	<b>-21.2%</b>	<b>116,400</b>	<b>-17.7%</b>	<b>333.1</b>
Jan-20	4	-	5	-44%	0.80	61	49%	15.25	173	90.8%	88,300	-12.7%	92,500	-	103,000	-	289.5
Feb-20	2	100%	5	-17%	0.40	57	33%	28.50	145	91.7%	92,100	-4.2%	105,000	64.1%	105,000	64.1%	302.0
Mar-20	8	167%	20	18%	0.40	62	13%	7.75	120	90.3%	96,200	-6.1%	107,500	-17.3%	96,500	-34.5%	315.4
Apr-20	3	-40%	9	-31%	0.33	62	3%	20.67	152	89.1%	97,500	-13.3%	107,000	-38.0%	123,500	-19.0%	319.7
May-20	10	43%	10	-52%	1.00	55	-20%	5.50	116	92.3%	98,900	-12.5%	73,750	-18.1%	106,790	-11.0%	324.3
Jun-20	8	60%	13	18%	0.62	52	-25%	6.50	117	92.1%	100,700	-8.4%	154,250	18.7%	175,688	46.4%	330.2
Jul-20	6	-14%	10	-17%	0.60	51	-23%	8.50	146	90.7%	101,700	-7.4%	81,750	-35.4%	117,917	-18.8%	333.4
Aug-20	7	40%	13	0%	0.54	53	-24%	7.57	142	85.4%	95,600	-5.5%	47,500	1.1%	81,057	51.2%	313.4
Sep-20	13	63%	9	-36%	1.44	43	-35%	3.31	92	93.7%	99,400	-1.6%	150,000	81.8%	154,115	92.2%	325.9
Oct-20	7	17%	10	-29%	0.70	41	-41%	5.86	74	90.2%	96,300	0.7%	95,000	-16.5%	116,000	-30.9%	315.7
Nov-20	5	0%	6	20%	0.83	30	-56%	6.00	114	92.6%	98,000	9.6%	33,000	-50.0%	67,300	-9.8%	321.3
Dec-20	5	0%	8	167%	0.63	31	-50%	6.20	46	93.8%	96,700	11.0%	100,000	-9.1%	108,780	-12.3%	317.0
<b>2020</b>	<b>78</b>	<b>37%</b>	<b>118</b>	<b>-14%</b>	<b>0.66</b>	<b>50</b>	<b>-19%</b>	<b>7.67</b>	<b>114</b>	<b>91.5%</b>	<b>96,783</b>	<b>-4.7%</b>	<b>99,200</b>	<b>-3.2%</b>	<b>118,060</b>	<b>1.4%</b>	<b>317.3</b>
Jan-21	5	25%	11	120%	0.45	35	-43%	7.00	103	91.7%	88,700	0.5%	108,000	16.8%	114,900	11.6%	290.8
Feb-21	8	300%	12	140%	0.67	37	-35%	4.63	28	95.8%	102,800	11.6%	126,500	20.5%	136,875	30.4%	337.0
Mar-21	5	-38%	11	-45%	0.45	42	-32%	8.40	81	92.7%	106,500	10.7%	220,000	104.7%	170,800	77.0%	349.2
Apr-21	7	133%	8	-11%	0.88	38	-39%	5.43	134	96.6%	111,700	14.6%	118,000	10.3%	236,214	91.3%	366.2
May-21	9	-10%	12	20%	0.75	40	-27%	4.44	137	94.4%	111,400	12.6%	155,000	110.2%	154,111	44.3%	365.2
Jun-21	13	63%	19	46%	0.68	40	-23%	3.08	75	95.6%	111,200	10.4%	117,200	-24.0%	118,808	-32.4%	364.6
Jul-21	10	67%	19	90%	0.53	48	-6%	4.80	41	96.2%	110,300	8.5%	157,500	92.7%	203,113	72.3%	361.6
Aug-21	10	43%	13	0%	0.77	43	-19%	4.30	49	94.5%	110,300	15.4%	150,000	215.8%	159,750	97.1%	361.6
Sep-21	7	-46%	10	11%	0.70	41	-5%	5.86	83	96.8%	109,900	10.6%	190,000	26.7%	226,643	47.1%	360.3
Oct-21	11	57%	10	0%	1.10	37	-10%	3.36	47	95.4%	109,600	13.8%	193,000	103.2%	177,136	52.7%	359.3
Nov-21	6	20%	8	33%	0.75	37	23%	6.17	81	94.0%	106,600	8.8%	106,500	222.7%	118,000	75.3%	349.5
Dec-21	2	-60%	5	-38%	0.40	34	10%	17.00	114	93.6%	109,500	13.2%	165,125	65.1%	165,125	51.8%	359.0
<b>2021</b>	<b>93</b>	<b>19%</b>	<b>138</b>	<b>17%</b>	<b>0.67</b>	<b>39</b>	<b>-21%</b>	<b>5.08</b>	<b>75</b>	<b>95.2%</b>	<b>107,375</b>	<b>10.9%</b>	<b>150,000</b>	<b>51.2%</b>	<b>164,628</b>	<b>39.4%</b>	<b>352.0</b>
Jan-22	8	60%	5	-55%	1.60	28	-20%	3.50	92	93.9%	103,600	16.8%	162,500	50.5%	173,500	51.0%	339.7
Feb-22	3	-63%	6	-50%	0.50	27	-27%	9.00	168	91.6%	108,000	5.1%	125,000	-1.2%	124,500	-9.0%	354.1
Mar-22	12	140%	12	9%	1.00	25	-40%	2.08	105	94.2%	108,300	1.7%	140,250	-36.3%	164,933	-3.4%	355.1
Apr-22	8	14%	10	25%	0.80	25	-34%	3.13	66	94.1%	110,200	-1.3%	170,750	44.7%	165,188	-30.1%	361.3
May-22	8	-11%	16	33%	0.50	31	-23%	3.88	104	95.2%	112,100	0.6%	152,500	-1.6%	180,813	17.3%	367.5
Jun-22	14	8%	18	-5%	0.78	35	-13%	2.50	28	93.5%	112,100	0.8%	120,000	2.4%	130,107	9.5%	367.5
Jul-22	7	-30%	23	21%	0.30	50	4%	7.14	24	94.8%	108,100	-2.0%	158,000	0.3%	157,714	-22.4%	354.4
Aug-22	11	10%	10	-23%	1.10	47	9%	4.27	84	92.3%	112,200	1.7%	155,000	3.3%	183,036	14.6%	367.9
Sep-22	8	14%	14	40%	0.57	52	27%	6.50	79	93.5%	111,000	1.0%	111,500	-41.3%	131,188	-42.1%	363.9
Oct-22	6	-45%	5	-50%	1.20	45	22%	7.50	61	94.8%	109,400	-0.2%	132,500	-31.3%	135,833	-23.3%	358.7
Nov-22	8	33%	5	-38%	1.60	39	5%	4.88	61	90.7%	104,100	-2.3%	86,250	-19.0%	77,763	-34.1%	341.3
Dec-22	3	50%	5	0%	0.60	32	-6%	10.67	168	92.1%	102,900	-6.0%	156,000	-5.5%	158,000	-4.3%	337.4
<b>2022</b>	<b>96</b>	<b>3%</b>	<b>129</b>	<b>-7%</b>	<b>0.74</b>	<b>36</b>	<b>-8%</b>	<b>4.54</b>	<b>76</b>	<b>93.6%</b>	<b>108,500</b>	<b>1.0%</b>	<b>137,000</b>	<b>-8.7%</b>	<b>150,085</b>	<b>-8.8%</b>	<b>355.7</b>
Jan-23	2	-75%	6	20%	0.33	29	4%	14.50	98	98.6%	106,800	3.1%	211,500	30.2%	211,500	21.9%	350.2
Feb-23	1	-67%	7	17%	0.14	33	22%	33.00	208	75.1%	107,700	-0.3%	45,000	-64.0%	45,000	-63.9%	353.1
Mar-23	9	-25%	7	-42%	1.29	30	20%	3.33	103	93.3%	110,700	2.2%	175,000	24.8%	223,056	35.2%	363.0
Apr-23	4	-50%	12	20%	0.33	37	48%	9.25	93	95.6%	113,400	2.9%	263,500	54.3%	260,500	57.7%	371.8
May-23	6	-25%	13	-19%	0.46	41	32%	6.83	91	96.3%	119,100	6.2%	116,500	-23.6%	131,317	-27.4%	390.5
Jun-23	3	-79%	18	0%	0.17	53	51%	17.67	21	97.9%	119,300	6.4%	85,000	-29.2%	107,333	-17.5%	391.1
Jul-23	16	129%	14	-39%	1.14	49	-2%	3.06	65	94.4%	119,800	10.8%	136,000	-13.9%	143,313	-9.1%	392.8
Aug-23	9	-18%	13	30%	0.69	50	6%	5.56	64	93.0%	119,300	6.3%	135,000	-12.9%	148,944	-18.6%	391.1
Sep-23	8	0%	9	-36%	0.89	46	-12%	5.75	97	92.1%	117,000	5.4%	165,000	48.0%	185,063	41.1%	383.6
Oct-23	8	33%	16	220%	0.50	47	4%	5.88	119	88.1%	110,000	0.5%	51,500	-61.1%	61,000	-55.1%	360.7
Nov-23	4	-50%	5	0%	0.80	28	-28%	7.00	156	90.3%	108,800	4.5%	165,500	91.9%	147,500	89.7%	356.7
Dec-23	4	33%	20	300%	0.20	39	22%	9.75	106	94.5%	108,000	5.0%	125,000	-19.9%	132,000	-16.5%	354.1
<b>2023</b>	<b>74</b>	<b>-23%</b>	<b>140</b>	<b>9%</b>	<b>0.53</b>	<b>40</b>	<b>11%</b>	<b>6.51</b>	<b>91</b>	<b>93.6%</b>	<b>113,325</b>	<b>4.4%</b>	<b>136,000</b>	<b>-0.7%</b>	<b>153,343</b>	<b>2.2%</b>	<b>371.6</b>
Jan-24	5	150%	8	33%	0.63	40	38%	8.00	37	91.3%	110,900	3.8%	55,800	-73.6%	83,160	-60.7%	363.6
Feb-24	8	700%	4	-43%	2.00	33	0%	4.13	62	94.5%	112,700	4.6%	157,250	249.4%	188,112	318.0%	369.5
Mar-24	9	0%	12	71%	0.75	36	20%	4.00	136	93.3%	114,300	3.3%	162,300	-7.3%	164,144	-26.4%	374.8
Apr-24	6	50%	8	-33%	0.75	35	-5%	5.83	106	96.4%	118,400	4.4%	184,500	-30.0%	178,833	-31.3%	388.2
May-24	7	17%	13	0%	0.54	39	-5%	5.57	107	93.7%	113,800	-4.5%	195,000	67.4%	283,286	115.7%	373.1
Jun-24	16	433%	11	-39%	1.45	32	-40%	2.00	83	93.6%	118,500	-0.7%	113,000	32.9%	148,550	38.4%	388.5
Jul-24	13	-19%	4	-71%	3.25	23	-53%	1.77	81	95.3%	117,800	-1.7%	120,000	-11.8%	130,000	-9.3%	386.2
Aug-24	3	-67%	7	-46%	0.43	24	-52%	8.00	77	96.5%	123,000	3.1%	140,000	3.7%	154,000	3.4%	403.3
Sep-24	9	13%	9	0%	1.00												

MELVILLE

	Sales	Y/Y%	New Listings	Y/Y%	S/NL Ratio	Inventory	Y/Y%	Months of Supply	DOM	SP/LP	Benchmark Price	Y/Y%	Median Price	Y/Y%	Average Price	Y/Y%	Index
Jan-13	4	-56%	7	17%	0.57	29	61%	7.25	102	89.7%	95,800	16.5%	120,750	-1.4%	108,125	-25.5%	314.1
Feb-13	4	33%	10	43%	0.40	33	74%	8.25	126	90.9%	104,400	23.3%	136,000	81.3%	121,500	27.9%	342.3
Mar-13	7	133%	8	-20%	0.88	31	24%	4.43	80	93.9%	106,800	14.6%	118,000	-30.6%	128,500	-15.0%	350.2
Apr-13	3	-57%	8	-27%	0.38	34	21%	11.33	33	94.9%	108,800	17.1%	152,100	0.1%	152,367	3.0%	356.7
May-13	7	250%	13	160%	0.54	38	31%	5.43	120	89.5%	110,900	25.6%	225,000	155.7%	238,714	171.3%	363.6
Jun-13	4	-43%	8	-60%	0.50	38	3%	9.50	116	92.7%	112,600	19.5%	121,750	-48.2%	129,250	-39.1%	369.2
Jul-13	9	-25%	17	21%	0.53	40	14%	4.44	51	93.5%	113,400	23.3%	175,000	19.7%	178,722	15.2%	371.8
Aug-13	4	-33%	8	-33%	0.50	39	0%	9.75	62	94.1%	114,200	18.1%	113,250	-28.3%	121,125	-0.2%	374.4
Sep-13	1	-88%	10	-17%	0.10	41	32%	41.00	14	97.0%	116,700	16.9%	431,000	301.9%	431,000	319.2%	382.6
Oct-13	7	0%	6	0%	1.17	36	33%	5.14	74	94.4%	111,000	10.1%	135,000	42.1%	157,643	34.0%	363.9
Nov-13	3	50%	8	0%	0.38	36	13%	12.00	56	95.5%	110,900	14.1%	214,000	119.6%	197,000	102.2%	363.6
Dec-13	4	-20%	6	100%	0.67	32	23%	8.00	80	91.6%	109,500	11.8%	101,750	-17.3%	113,875	-13.0%	359.0
<b>2013</b>	<b>57</b>	<b>-20%</b>	<b>109</b>	<b>-4%</b>	<b>0.52</b>	<b>36</b>	<b>23%</b>	<b>7.49</b>	<b>81</b>	<b>92.8%</b>	<b>109,583</b>	<b>17.4%</b>	<b>140,000</b>	<b>10.3%</b>	<b>160,300</b>	<b>15.8%</b>	<b>359.3</b>
Jan-14	1	-75%	5	-29%	0.20	32	10%	32.00	30	96.0%	117,700	22.9%	108,000	-10.6%	108,000	-0.1%	385.9
Feb-14	2	-50%	6	-40%	0.33	31	-6%	15.50	160	94.4%	117,500	12.5%	217,000	59.6%	217,000	78.6%	385.2
Mar-14	4	-43%	6	-25%	0.67	27	-13%	6.75	86	91.4%	117,000	9.6%	100,000	-15.3%	95,625	-25.6%	383.6
Apr-14	9	200%	12	50%	0.75	28	-18%	3.11	117	93.2%	116,100	6.7%	132,000	-13.2%	140,844	-7.6%	380.7
May-14	3	-57%	14	8%	0.21	34	-11%	11.33	15	93.9%	120,100	8.3%	145,000	-35.6%	141,333	-40.8%	393.8
Jun-14	6	50%	11	38%	0.55	36	-5%	6.00	45	93.8%	117,400	4.3%	131,350	7.9%	134,683	4.2%	384.9
Jul-14	4	-56%	15	-12%	0.27	43	8%	10.75	67	91.1%	118,100	4.1%	71,450	-59.2%	87,100	-51.3%	387.2
Aug-14	10	150%	12	50%	0.83	43	10%	4.30	86	96.9%	121,900	6.7%	179,450	58.5%	185,280	53.0%	399.7
Sep-14	5	400%	7	-30%	0.71	40	-2%	8.00	81	90.3%	127,400	9.2%	84,500	-80.4%	104,100	-75.8%	417.7
Oct-14	4	-43%	6	0%	0.67	36	0%	9.00	27	93.1%	125,600	13.2%	117,500	-13.0%	113,000	-28.3%	411.8
Nov-14	4	33%	7	-13%	0.57	37	3%	9.25	73	93.3%	116,500	5.0%	131,500	-38.6%	146,375	-25.7%	382.0
Dec-14	1	-75%	4	-33%	0.25	30	-6%	30.00	59	83.3%	110,300	0.7%	40,000	-60.7%	40,000	-64.9%	361.6
<b>2014</b>	<b>53</b>	<b>-7%</b>	<b>105</b>	<b>-4%</b>	<b>0.50</b>	<b>35</b>	<b>-2%</b>	<b>7.87</b>	<b>76</b>	<b>93.9%</b>	<b>118,900</b>	<b>8.4%</b>	<b>125,000</b>	<b>-10.7%</b>	<b>136,291</b>	<b>-15.0%</b>	<b>389.5</b>
Jan-15	2	100%	8	60%	0.25	34	6%	17.00	259	86.6%	122,700	4.2%	128,000	18.5%	128,000	18.5%	402.3
Feb-15	2	0%	7	17%	0.29	35	13%	17.50	129	88.2%	119,600	1.8%	123,000	-43.3%	123,000	-43.3%	392.1
Mar-15	2	-50%	9	50%	0.22	39	44%	19.50	92	94.8%	119,100	1.8%	143,050	43.1%	143,050	49.6%	390.5
Apr-15	7	-22%	6	-50%	1.17	36	29%	5.14	68	94.3%	114,600	-1.3%	126,300	-4.3%	138,043	-2.0%	375.7
May-15	7	133%	11	-21%	0.64	36	6%	5.14	95	93.9%	118,600	-1.2%	214,000	47.6%	196,143	38.8%	388.9
Jun-15	6	0%	14	27%	0.43	39	8%	6.50	49	93.1%	120,800	2.9%	173,750	32.3%	158,000	17.3%	396.1
Jul-15	6	50%	10	-33%	0.60	39	-9%	6.50	105	94.2%	118,400	0.3%	132,450	85.4%	151,133	73.5%	388.2
Aug-15	3	-70%	15	25%	0.20	45	5%	15.00	86	93.8%	119,100	-2.3%	137,000	-23.7%	182,667	-1.4%	390.5
Sep-15	4	-20%	12	71%	0.33	48	20%	12.00	52	95.9%	116,500	-8.6%	169,500	100.6%	163,500	57.1%	382.0
Oct-15	5	25%	12	100%	0.42	50	39%	10.00	82	94.2%	119,600	-4.8%	80,000	-31.9%	119,900	6.1%	392.1
Nov-15	3	-25%	7	0%	0.43	52	41%	17.33	101	92.1%	122,100	4.8%	67,000	-49.0%	100,333	-31.5%	400.3
Dec-15	5	400%	4	0%	1.25	45	50%	9.00	80	87.5%	120,400	9.2%	115,000	187.5%	84,900	112.3%	394.8
<b>2015</b>	<b>52</b>	<b>-2%</b>	<b>115</b>	<b>10%</b>	<b>0.45</b>	<b>42</b>	<b>19%</b>	<b>9.58</b>	<b>88</b>	<b>93.2%</b>	<b>119,292</b>	<b>0.4%</b>	<b>139,750</b>	<b>11.8%</b>	<b>144,408</b>	<b>6.0%</b>	<b>391.1</b>
Jan-16	1	-50%	2	-75%	0.50	43	26%	43.00	119	71.4%	119,600	-2.5%	8,500	-93.4%	8,500	-93.4%	392.1
Feb-16	2	0%	9	29%	0.22	46	31%	23.00	142	89.5%	112,700	-5.8%	136,000	10.6%	136,000	10.6%	369.5
Mar-16	5	150%	4	-56%	1.25	44	13%	8.80	189	91.3%	109,200	-8.3%	158,000	10.5%	115,800	-19.0%	358.0
Apr-16	7	0%	8	33%	0.88	42	17%	6.00	119	94.5%	115,600	0.9%	112,000	-11.3%	123,057	-10.9%	379.0
May-16	3	-57%	13	18%	0.23	45	25%	15.00	229	93.3%	122,100	3.0%	225,000	5.1%	223,333	13.9%	400.3
Jun-16	3	-50%	10	-29%	0.30	45	15%	15.00	156	95.2%	120,600	-0.2%	232,500	33.8%	222,167	40.6%	395.4
Jul-16	7	17%	8	-20%	0.88	45	15%	6.43	39	95.1%	123,200	4.1%	127,000	-4.1%	130,500	-13.7%	403.9
Aug-16	9	200%	13	-13%	0.69	42	-7%	4.67	125	87.1%	121,000	1.6%	131,750	-3.8%	124,861	-31.6%	396.7
Sep-16	1	-75%	11	-8%	0.09	44	-8%	44.00	70	87.0%	117,500	0.9%	50,000	-70.5%	50,000	-69.4%	385.2
Oct-16	6	20%	14	17%	0.43	45	-10%	7.50	82	89.6%	121,200	1.3%	157,500	96.9%	171,167	42.8%	397.4
Nov-16	1	-67%	10	43%	0.10	47	-10%	47.00	19	91.7%	112,900	-7.5%	210,000	213.4%	210,000	109.3%	370.2
Dec-16	3	-40%	7	75%	0.43	48	7%	16.00	85	90.2%	109,600	-9.0%	175,000	52.2%	186,333	119.5%	359.3
<b>2016</b>	<b>48</b>	<b>-8%</b>	<b>109</b>	<b>-5%</b>	<b>0.44</b>	<b>45</b>	<b>8%</b>	<b>11.17</b>	<b>116</b>	<b>91.5%</b>	<b>117,100</b>	<b>-1.8%</b>	<b>140,000</b>	<b>0.2%</b>	<b>144,597</b>	<b>0.1%</b>	<b>383.9</b>
Jan-17	8	700%	10	400%	0.80	47	9%	5.88	72	91.2%	113,200	-5.4%	90,750	967.6%	121,500	1329.4%	371.1
Feb-17	2	0%	9	0%	0.22	49	7%	24.50	70	96.6%	119,000	5.6%	168,500	23.9%	168,500	23.9%	390.2
Mar-17	3	-40%	6	50%	0.50	48	9%	16.00	138	88.9%	123,900	13.5%	68,000	-57.0%	80,000	-30.9%	406.2
Apr-17	7	0%	8	0%	0.88	48	14%	6.86	128	93.7%	107,100	-7.4%	85,000	-24.1%	150,857	22.6%	351.1
May-17	4	33%	20	54%	0.20	63	40%	15.75	104	93.3%	106,100	-13.1%	86,000	-61.8%	162,250	-27.4%	347.9
Jun-17	11	267%	6	-40%	1.83	53	18%	4.82	66	95.6%	111,800	-7.3%	177,000	-23.9%	169,864	-23.5%	366.6
Jul-17	3	-57%	12	50%	0.25	55	22%	18.33	59	87.6%	116,000	-5.8%	68,000	-46.5%	97,667	-25.2%	380.3
Aug-17	6	-33%	12	-8%	0.50	50	19%	8.33	117	92.2%	119,900	-0.9%	143,750	9.1%	124,917	0.0%	393.1
Sep-17	5	400%	8	-27%	0.63	46	5%	9.20	82	94.4%	121,200	3.1%	169,000	238.0%	188,500	277.0%	397.4
Oct-17	6	0%	8	-43%	0.75	42	-7%	7.00	180	90.1%	114,000	-5.9%	90,000	-42.9%	96,483	-43.6%	373.8
Nov-17	7	600%	9	-10%	0.78	40	-15%	5.71	90	87.0%	111,200	-1.5%	89,900	-57.2%	87,986	-58.1%	364.6
Dec-17	4	33%	4	-43%	1.00	34	-29%	8.50	111	92.9%	110,700	1.0%	137,500	-21.4%	138,750	-25.5%	363.0
<b>2017</b>	<b>66</b>	<b>38%</b>	<b>112</b>	<b>3%</b>	<b>0.59</b>	<b>48</b>	<b>7%</b>	<b>8.71</b>	<b>100</b>	<b>92.7%</b>	<b>114,508</b>	<b>-2.2%</b>	<b>104,750</b>	<b>-25.2%</b>	<b>134,202</b>	<b>-7.2%</b>	<b>375.4</b>
Jan-18	3	-63%	12	20%	0.25	40	-15%	13.33	38	90.6%	106,100	-6.3%	155,000	70.8%	126,500	4.1%	347.9
Feb-18	5	150%	7	-22%	0.71	39	-20%	7.80	118	92.1%	111,900	-6.0%	150,000	-11.0%	147,800	-12.3%	366.9
Mar-18	8	167%	8	33%	1.00	34	-29%	4.25	121	92.2%	114,600	-7.5%	159,500	134.6%	160,713	100.9%	375.7
Apr-18	4	-43%	16	100%	0.25	42	-13%	10.50	58	96.7%	119,100	11.2%	188,000	121.2%	201,000	33.2%	390.5
May-18	6	50%	12	-40%	0.50	46	-27%	7.67	80	91.6%	121,500	14.5%	90,250	4.9%	94,500	-41.8%	398.4
Jun-18	4	-64%	13	117%	0.31	49	-8%	12.25	78	94.9%	125,700	12.4%	187,500	5.9%	200,000	17.7%	412.1
Jul-18	7	133%	10	-17%	0.70	49	-11%	7.00	75	93.0%	115,300	-0.6%	150,000	120.6%	164,071	68.0%	378.0
Aug-18	7	17%	10	-17%	0.70	48	-4%	6.86	112	94.8%	119,200	-0.6%	117,000	-18.6%	141,		



MELVILLE

	Sales	Y/Y%	New Listings	Y/Y%	S/NL Ratio	Inventory	Y/Y%	Months of Supply	DOM	SP/LP	Benchmark Price	Y/Y%	Median Price	Y/Y%	Average Price	Y/Y%	Index
Jan-19	-	-100%	8	-33%	-	37	-8%	-	-	-	101,000	-4.8%	-	-	-	-	331.1
Feb-19	1	-80%	5	-29%	0.20	38	-3%	38.00	151	91.6%	96,100	-14.1%	64,000	-57.3%	64,000	-56.7%	315.1
Mar-19	2	-75%	17	113%	0.12	51	50%	25.50	113	92.1%	102,300	-10.7%	156,000	-2.2%	156,000	-2.9%	335.4
Apr-19	5	25%	12	-25%	0.42	55	31%	11.00	51	96.0%	112,500	-5.5%	172,500	-8.2%	152,500	-24.1%	368.9
May-19	6	0%	19	58%	0.32	63	37%	10.50	147	94.5%	112,900	-7.1%	82,500	-8.6%	119,583	26.5%	370.2
Jun-19	4	0%	11	-15%	0.36	65	33%	16.25	74	91.6%	109,800	-12.6%	120,000	-36.0%	117,500	-41.3%	360.0
Jul-19	7	0%	11	10%	0.64	61	24%	8.71	69	94.1%	109,700	-4.9%	126,500	-15.7%	145,271	-11.5%	359.7
Aug-19	5	-29%	12	20%	0.42	64	33%	12.80	65	92.7%	101,200	-15.1%	47,000	-59.8%	53,600	-62.1%	331.8
Sep-19	8	60%	14	133%	0.57	60	33%	7.50	45	91.8%	100,900	-4.1%	82,500	1.9%	80,188	-11.0%	330.8
Oct-19	4	-43%	13	333%	0.31	66	94%	16.50	87	93.6%	95,600	-9.0%	96,250	10.0%	130,875	70.6%	313.4
Nov-19	5	67%	5	25%	1.00	64	100%	12.80	36	89.1%	89,400	-8.8%	66,000	46.7%	74,580	-41.9%	293.1
Dec-19	5	67%	3	-40%	1.67	59	97%	11.80	177	91.3%	87,100	-11.4%	110,000	-21.4%	124,000	9.7%	285.6
<b>2019</b>	<b>52</b>	<b>-16%</b>	<b>130</b>	<b>23%</b>	<b>0.40</b>	<b>57</b>	<b>40%</b>	<b>13.13</b>	<b>84</b>	<b>93.0%</b>	<b>101,542</b>	<b>-9.1%</b>	<b>90,000</b>	<b>-24.4%</b>	<b>110,938</b>	<b>-18.4%</b>	<b>332.9</b>
Jan-20	4	-	4	-50%	1.00	57	54%	14.25	173	90.8%	88,300	-12.6%	92,500	-	103,000	-	289.5
Feb-20	2	100%	5	0%	0.40	54	42%	27.00	145	91.7%	92,100	-4.2%	105,000	64.1%	105,000	64.1%	302.0
Mar-20	8	300%	18	6%	0.44	58	14%	7.25	120	90.3%	96,200	-6.0%	107,500	-31.1%	96,500	-38.1%	315.4
Apr-20	2	-60%	7	-42%	0.29	57	4%	28.50	216	91.8%	97,500	-13.3%	131,750	-23.6%	131,750	-13.6%	319.7
May-20	10	67%	9	-53%	1.11	51	-19%	5.10	116	92.3%	98,900	-12.4%	73,750	-10.6%	106,790	-10.7%	324.3
Jun-20	6	50%	12	9%	0.50	49	-25%	8.17	131	95.2%	100,700	-8.3%	212,750	77.3%	214,250	82.3%	330.2
Jul-20	6	-14%	10	-9%	0.60	48	-21%	8.00	146	90.7%	101,700	-7.3%	81,750	-35.4%	117,917	-18.8%	333.4
Aug-20	7	40%	12	0%	0.58	49	-23%	7.00	142	85.4%	95,600	-5.5%	47,500	1.1%	81,057	51.2%	313.4
Sep-20	13	63%	9	-36%	1.44	40	-33%	3.08	92	93.7%	99,300	-1.6%	150,000	81.8%	154,115	92.2%	325.6
Oct-20	7	75%	9	-31%	0.78	37	-44%	5.29	74	90.2%	96,300	0.7%	95,000	-1.3%	116,000	-11.4%	315.7
Nov-20	5	0%	6	20%	0.83	28	-56%	5.60	114	92.6%	97,900	9.5%	33,000	-50.0%	67,300	-9.8%	321.0
Dec-20	5	0%	6	100%	0.83	27	-54%	5.40	46	93.8%	96,600	10.9%	100,000	-9.1%	108,780	-12.3%	316.7
<b>2020</b>	<b>75</b>	<b>44%</b>	<b>107</b>	<b>-18%</b>	<b>0.70</b>	<b>46</b>	<b>-19%</b>	<b>7.40</b>	<b>116</b>	<b>92.0%</b>	<b>96,758</b>	<b>-4.7%</b>	<b>99,900</b>	<b>11.0%</b>	<b>119,756</b>	<b>7.9%</b>	<b>317.2</b>
Jan-21	5	25%	10	150%	0.50	30	-47%	6.00	103	91.7%	88,600	0.3%	108,000	16.8%	114,900	11.6%	290.5
Feb-21	8	300%	12	140%	0.67	32	-41%	4.00	28	95.8%	102,600	11.4%	126,500	20.5%	136,875	30.4%	336.4
Mar-21	5	-38%	9	-50%	0.56	35	-40%	7.00	81	92.7%	106,400	10.6%	220,000	104.7%	170,800	77.0%	348.9
Apr-21	6	200%	8	14%	0.75	34	-40%	5.67	137	96.5%	111,600	14.5%	116,500	-11.6%	154,750	17.5%	365.9
May-21	9	-10%	11	22%	0.82	35	-31%	3.89	137	94.4%	111,200	12.4%	155,000	110.2%	154,111	44.3%	364.6
Jun-21	13	117%	18	50%	0.72	36	-27%	2.77	75	95.6%	111,000	10.2%	117,200	-44.9%	118,808	-44.5%	363.9
Jul-21	10	67%	18	80%	0.56	44	-8%	4.40	41	96.2%	110,200	8.4%	157,500	92.7%	203,113	72.3%	361.3
Aug-21	9	29%	12	0%	0.75	40	-18%	4.44	52	94.3%	110,200	15.3%	155,000	226.3%	161,389	99.1%	361.3
Sep-21	7	-46%	8	-11%	0.88	37	-8%	5.29	83	96.8%	109,700	10.5%	190,000	26.7%	226,643	47.1%	359.7
Oct-21	10	43%	10	11%	1.00	34	-8%	3.40	50	95.3%	109,400	13.6%	192,750	102.9%	175,550	51.3%	358.7
Nov-21	5	0%	8	33%	0.63	35	25%	7.00	84	93.5%	106,400	8.7%	35,000	6.1%	105,600	56.9%	348.9
Dec-21	2	-60%	5	-17%	0.40	32	19%	16.00	114	93.6%	109,300	13.1%	165,125	65.1%	165,125	51.8%	358.4
<b>2021</b>	<b>89</b>	<b>19%</b>	<b>129</b>	<b>-21%</b>	<b>0.69</b>	<b>35</b>	<b>-24%</b>	<b>4.76</b>	<b>76</b>	<b>95.1%</b>	<b>107,217</b>	<b>10.8%</b>	<b>143,000</b>	<b>43.1%</b>	<b>158,006</b>	<b>32.0%</b>	<b>351.5</b>
Jan-22	8	60%	4	-60%	2.00	25	-17%	3.13	92	93.9%	103,500	16.8%	162,500	50.5%	173,500	51.0%	339.3
Feb-22	2	-75%	6	-50%	0.33	26	-19%	13.00	168	89.1%	107,900	5.2%	99,250	-21.5%	99,250	-27.5%	353.8
Mar-22	12	140%	11	22%	1.09	23	-34%	1.92	105	94.2%	108,200	1.7%	140,250	-36.3%	164,933	-3.4%	354.8
Apr-22	8	33%	10	25%	0.80	23	-32%	2.88	66	94.1%	110,100	-1.3%	170,750	46.6%	165,188	6.7%	361.0
May-22	7	-22%	13	18%	0.54	27	-23%	3.86	110	94.9%	112,000	0.7%	135,000	-12.9%	180,929	17.4%	367.2
Jun-22	14	8%	17	-6%	0.82	30	-17%	2.14	28	93.5%	112,000	0.9%	120,000	2.4%	130,107	9.5%	367.2
Jul-22	7	-30%	21	17%	0.33	44	0%	6.29	24	94.8%	108,000	-2.0%	158,000	0.3%	157,714	-22.4%	354.1
Aug-22	10	11%	10	-17%	1.00	42	5%	4.20	83	92.7%	112,100	1.7%	146,000	-5.8%	172,340	6.8%	367.5
Sep-22	8	14%	14	75%	0.57	47	27%	5.88	79	93.5%	110,800	1.0%	111,500	-41.3%	131,188	-42.1%	363.3
Oct-22	5	-50%	5	-50%	1.00	42	24%	8.40	54	94.6%	109,300	-0.1%	140,000	-27.4%	138,000	-21.4%	358.4
Nov-22	8	60%	4	-50%	2.00	37	6%	4.63	61	90.7%	104,000	-2.3%	86,250	146.4%	77,763	-26.4%	341.0
Dec-22	3	50%	4	-20%	0.75	30	-6%	10.00	168	92.1%	102,800	-5.9%	158,000	-5.5%	158,000	-4.3%	337.0
<b>2022</b>	<b>92</b>	<b>3%</b>	<b>119</b>	<b>-8%</b>	<b>0.77</b>	<b>33</b>	<b>-7%</b>	<b>4.30</b>	<b>75</b>	<b>93.6%</b>	<b>108,392</b>	<b>1.1%</b>	<b>136,000</b>	<b>-4.9%</b>	<b>148,241</b>	<b>-6.2%</b>	<b>355.4</b>
Jan-23	2	-75%	5	25%	0.40	27	8%	13.50	98	98.6%	106,700	3.1%	211,500	30.2%	211,500	21.9%	349.8
Feb-23	1	-50%	6	0%	0.17	30	15%	30.00	208	75.1%	107,500	-0.4%	45,000	-54.7%	45,000	-54.7%	352.5
Mar-23	8	-33%	7	-36%	1.14	28	22%	3.50	101	93.6%	110,500	2.1%	157,500	12.3%	174,688	5.9%	362.3
Apr-23	4	-50%	12	20%	0.33	35	52%	8.75	93	95.6%	113,300	2.9%	263,500	54.3%	260,500	57.7%	371.5
May-23	6	-14%	13	0%	0.46	39	44%	6.50	91	96.3%	119,000	6.3%	116,500	-13.7%	131,317	-27.4%	390.2
Jun-23	3	-79%	17	0%	0.18	50	67%	16.67	21	97.9%	119,200	6.4%	85,000	-29.2%	107,333	-17.5%	390.8
Jul-23	15	114%	13	-38%	1.15	46	5%	3.07	60	94.6%	119,700	10.8%	134,500	-14.9%	143,533	-9.0%	392.5
Aug-23	9	-10%	11	10%	0.82	45	7%	5.00	64	93.0%	119,200	6.3%	135,000	-7.5%	148,944	-13.6%	390.8
Sep-23	8	0%	4	-71%	2.00	36	-23%	4.50	97	92.1%	116,900	5.5%	165,000	48.0%	185,063	41.1%	383.3
Oct-23	8	60%	16	220%	0.50	37	-12%	4.63	119	88.1%	109,900	0.5%	51,500	-63.2%	61,000	-55.8%	360.3
Nov-23	3	-63%	5	25%	0.60	23	-38%	7.67	178	90.6%	108,800	4.6%	171,000	98.3%	143,333	84.3%	356.7
Dec-23	4	33%	15	275%	0.27	30	0%	7.50	106	94.5%	107,900	5.0%	125,000	-19.9%	132,000	-16.5%	353.8
<b>2023</b>	<b>71</b>	<b>-23%</b>	<b>124</b>	<b>4%</b>	<b>0.57</b>	<b>36</b>	<b>8%</b>	<b>6.00</b>	<b>89</b>	<b>93.8%</b>	<b>113,217</b>	<b>4.5%</b>	<b>134,500</b>	<b>-1.1%</b>	<b>147,006</b>	<b>-0.8%</b>	<b>371.2</b>
Jan-24	5	150%	8	60%	0.63	31	15%	6.20	37	91.3%	110,800	3.8%	55,800	-73.6%	83,160	-60.7%	363.3
Feb-24	8	700%	4	-33%	2.00	25	-17%	3.13	62	94.5%	112,600	4.7%	157,250	249.4%	188,112	318.0%	369.2
Mar-24	8	0%	12	71%	0.67	29	4%	3.63	130	93.0%	114,200	3.3%	181,150	15.0%	166,663	-4.6%	374.4
Apr-24	6	50%	7	-42%	0.86	27	-23%	4.50	106	96.4%	118,300	4.4%	184,500	-30.0%	178,833	-31.3%	387.9
May-24	5	-17%	12	-8%	0.42	32	-18%	6.40	86	95.3%	113,800	-4.4%	195,000	67.4%	227,000	72.9%	373.1
Jun-24	15	400%	11	-35%	1.36	26	-48%	1.73	83	94.0%	118,400	-0.7%	103,000	21.2%	124,787	16.3%	388.2
Jul-24	12	-20%	4	-69%	3.00	18	-61%	1.50	69	95.2%	117,700	-1.7%	106,000	-21.2%	120,417	-16.1%	385.9
Aug-24	3	-67%	6	-45%	0.50	18	-60%	6.00	77	96.5%	122,900	3.1%	140,000	3.7%	154,000	3.4%	403.0
Sep-24	8	0%	7	75%	1.14												