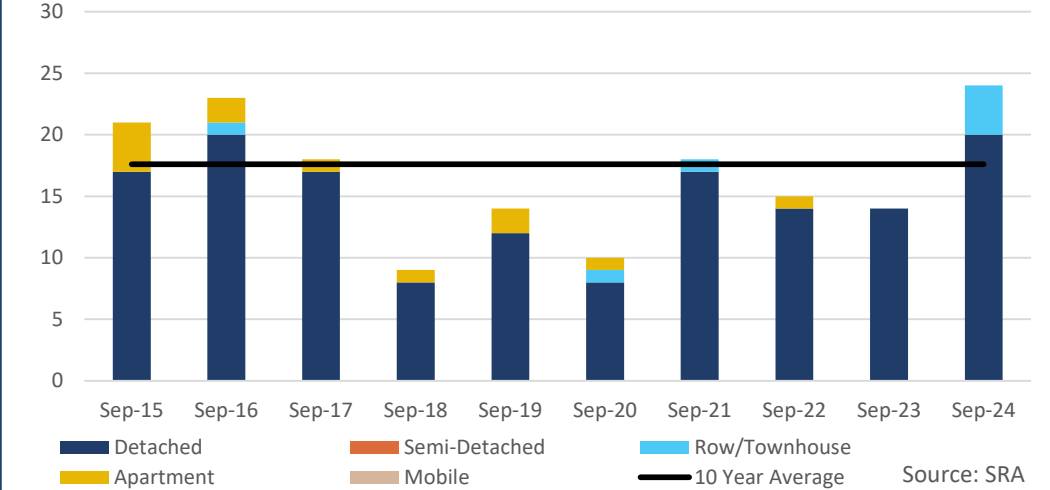




NORTH BATTLEFORD - SEPTEMBER 2024

Monthly Sales Comparison



SALES
24

↑ 71.4% Y/Y | ↑ 9.4% YTD
VS. 10-YEAR AVERAGE
↑ 36.4% | ↑ 17.9% YTD



NEW LISTINGS
24

↓ 14.3% Y/Y | ↑ 18.4% YTD
VS. 10-YEAR AVERAGE
↓ 25.2% | ↓ 3.8% YTD

TOTAL RESIDENTIAL BENCHMARK PRICE

\$ 209,800



2.3%

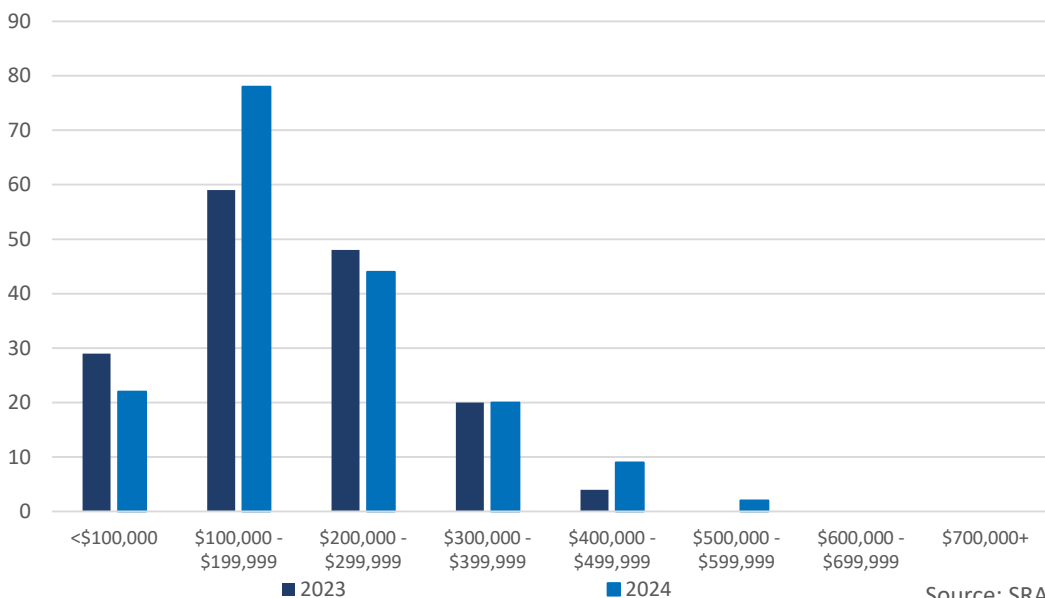
Y/Y



Monthly trend*

Residential Sales by Price Range

YTD-SEP



INVENTORY
107

↓ 6.1% Y/Y | Monthly trend*
VS. 10-YEAR AVERAGE
↓ 15.1% | ↓ 12.5% YTD



MONTHS OF SUPPLY
4.46

↓ 45.2% Y/Y | Monthly trend*
VS. 10-YEAR AVERAGE
↓ 46.5% | ↓ 30.5% YTD



NORTH BATTLEFORD - SEPTEMBER 2024

September 2024

	Sales		New Listings		Inventory		Months of Supply		DOM	Benchmark		Avg Price	
	Actual	Y/Y%	Actual	Y/Y%	Actual	Y/Y%	Actual	Y/Y%	Actual	Actual	Y/Y%	Actual	Y/Y%
Detached	20	43%	22	-8%	77	-5%	3.85	-33%	80	\$210,200	2%	\$220,545	4%
Semi-Detached	0	-	0	-	0	-100%	-	-	-	-	-	-	-
Row/Townhouse	4	-	0	-100%	1	-75%	0.25	-	41	-	-	\$200,625	-
Apartment	0	-	1	-50%	11	-21%	-	-	-	-	-	-	-
Acreage	0	-	0	-	0	-	-	-	-	-	-	-	-
Mobile	0	-	0	-	0	-	-	-	-	-	-	-	-
Muti-Family	0	-	1	0%	18	38%	-	-	-	-	-	-	-
Total Residential	24	71%	24	-14%	107	-6%	4.46	-45%	74	\$209,800	2%	\$217,225	2%

10-Year Averages

	Sales		New Listings		Inventory		Months of Supply		DOM	Benchmark		Avg Price	
	Avg	%Diff	Avg	%Diff	Avg	%Diff	Avg	%Diff	Avg	Avg	%Diff	Avg	%Diff
Total Residential	18	36%	32	-25%	126	-15%	8.33	-46%	69	\$199,440	5%	\$203,261	7%

Year-to-Date

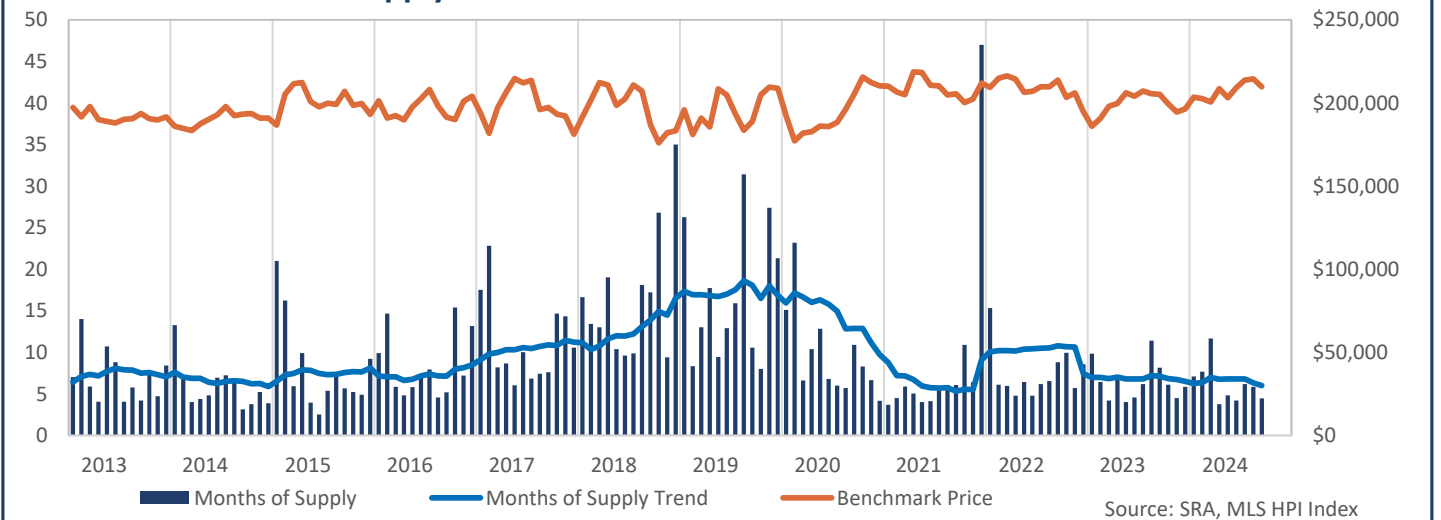
September 2024

	Sales		New Listings		Inventory		Months of Supply		DOM	Benchmark		Avg Price	
	Actual	Y/Y%	Actual	Y/Y%	Actual	Y/Y%	Actual	Y/Y%	Actual	Actual	Y/Y%	Actual	Y/Y%
Detached	150	8%	241	14%	75	-2%	4.53	-9%	69	\$207,811	3%	\$206,347	6%
Semi-Detached	1	-50%	1	-67%	0	-88%	3.00	-76%	99	-	-	\$150,000	-38%
Row/Townhouse	9	125%	11	83%	3	-11%	2.78	-60%	37	-	-	\$273,211	10%
Apartment	10	-29%	21	-19%	11	-24%	10.00	6%	67	-	-	\$170,150	4%
Acreage	0	-	0	-	0	-	-	-	-	-	-	-	-
Mobile	0	-	0	-	0	-	-	-	-	-	-	-	-
Muti-Family	5	400%	22	450%	17	46%	30.60	-71%	103	-	-	\$173,100	-6%
Total Residential	175	9%	296	18%	107	-2%	5.49	-11%	68	\$207,300	4%	\$206,445	6%

10-Year Averages

	Sales		New Listings		Inventory		Months of Supply		DOM	Benchmark		Avg Price	
	Avg	%Diff	Avg	%Diff	Avg	%Diff	Avg	%Diff	Avg	Avg	%Diff	Avg	%Diff
Total Residential	148	18%	308	-4%	122	-12%	7.89	-30%	71	\$199,528	4%	\$199,056	4%

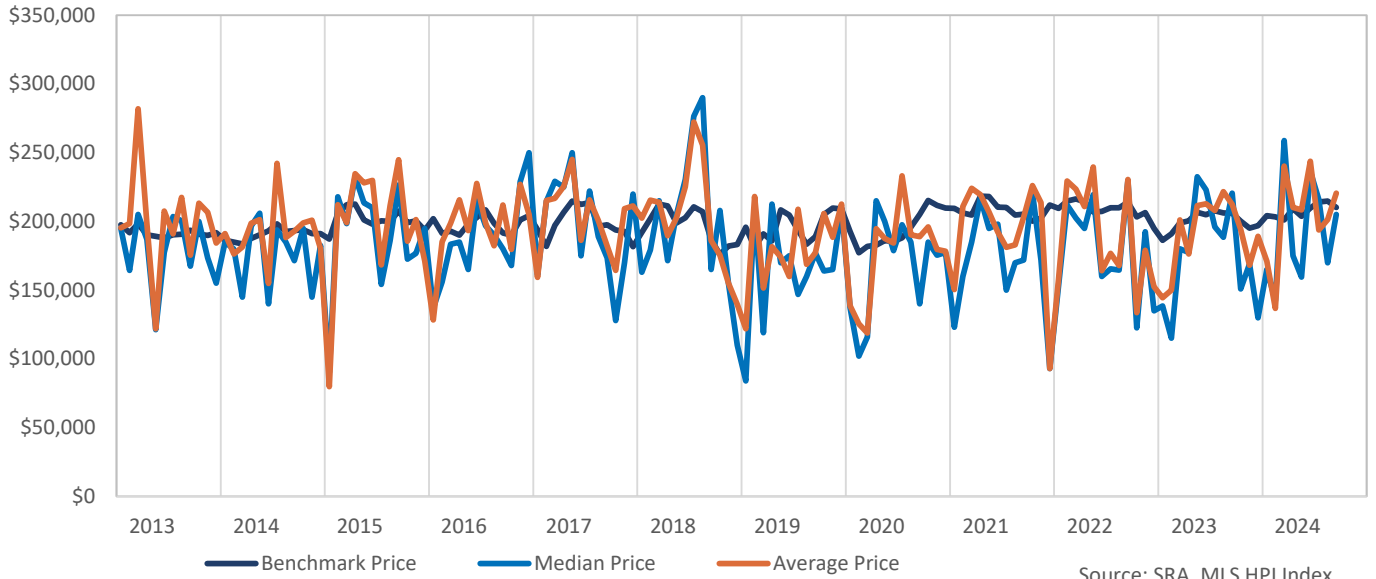
Residential Months of Supply and Price



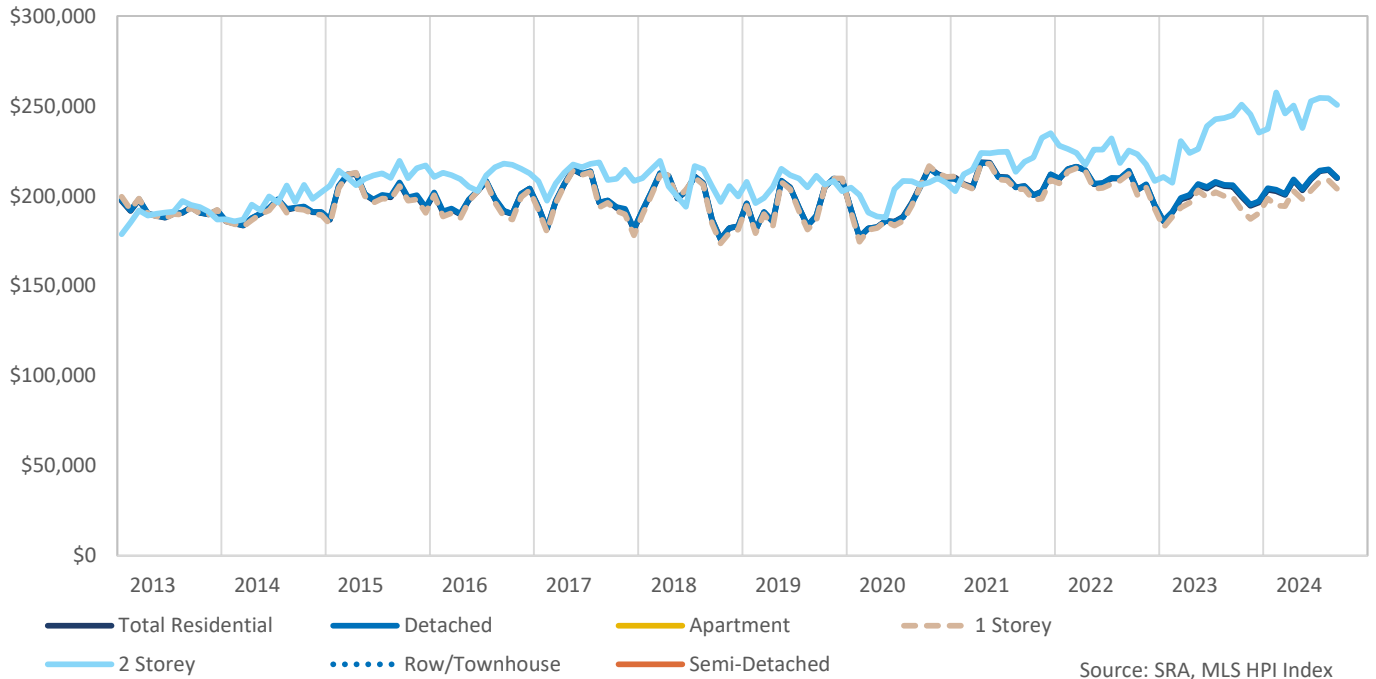


NORTH BATTLEFORD - SEPTEMBER 2024

Detached Pricing



Benchmark Price





HPI Benchmark Attributes

Composite	
Bedrooms, Above Ground	3
Bathrooms, Full	2
Bathrooms, Half	0
Garage	Attached, Single width
Gross Living Area, Above Ground (Sq. Ft.)	1092
Lot Size	-
Fireplaces, Number of	0
Year Built	1972
September 2024 Benchmark Price	\$209,800
Detached Share of Sales, Last 3 Years	97%
Semi-Detached Share of Sales, Last 3 Years	-
Apartment Share of Sales, Last 3 Years	-
Townhouse Share of Sales, Last 3 Years	-

	Detached	1 Storey	2 Storey
Bedrooms, Above Ground	3	3	3
Bathrooms, Full	2	2	2
Bathrooms, Half	0	0	0
Garage	Attached, Single width	Attached, Single width	Attached, Single width
Gross Living Area, Above Ground (Sq. Ft.)	1089	1075	1413
Lot Size	6534	6534	6145
Fireplaces, Number of	0	0	0
Year Built	1972	1973	1951
September 2024 Benchmark Price	\$210,200	\$204,000	\$250,500
Share of Total Sales, Last 3 Years	97%	87%	13%

	Semi-Detached	Row/Townhouse	Apartment
Bedrooms, Above Ground	-	-	-
Bathrooms, Full	-	-	-
Bathrooms, Half	-	-	-
Garage	-	-	-
Gross Living Area, Above Ground (Sq. Ft.)	-	-	-
Fireplaces, Number of	-	-	-
Year Built	-	-	-
September 2024 Benchmark Price	-	-	-
Share of Total Sales, Last 3 Years	-	-	-

NORTH BATTLEFORD

	Sales	Y/Y%	New Listings	Y/Y%	S/NL Ratio	Inventory	Y/Y%	Months of Supply	DOM	SP/LP	Benchmark Price	Y/Y%	Median Price	Y/Y%	Average Price	Y/Y%	Index
Jan-13	13	63%	30	3%	0.43	91	34%	7.00	92	96.1%	197,200	7.3%	195,000	32.2%	192,108	15.3%	283.3
Feb-13	7	-36%	17	-11%	0.41	98	44%	14.00	49	97.0%	191,600	4.8%	171,000	-30.7%	197,271	-13.8%	275.3
Mar-13	16	-30%	21	-9%	0.76	94	54%	5.88	88	93.3%	197,800	6.6%	198,500	16.1%	270,619	37.0%	284.2
Apr-13	25	108%	45	50%	0.56	101	36%	4.04	72	96.1%	189,900	3.2%	170,000	-23.9%	196,020	-9.8%	272.8
May-13	11	-42%	43	19%	0.26	118	46%	10.73	83	98.2%	188,900	-0.6%	180,000	-10.0%	167,700	-15.3%	271.4
Jun-13	15	-29%	43	0%	0.35	132	48%	8.80	55	97.3%	187,900	-0.7%	169,900	-5.6%	200,907	9.4%	270.0
Jul-13	29	81%	33	-21%	0.88	117	13%	4.03	84	95.3%	190,100	-7.7%	201,500	9.4%	190,331	1.0%	273.1
Aug-13	18	6%	26	-24%	0.69	104	-1%	5.78	61	97.3%	190,500	-3.3%	200,500	-6.7%	217,400	1.0%	273.7
Sep-13	24	100%	39	18%	0.62	101	-3%	4.21	78	95.6%	193,600	0.2%	169,950	-1.5%	180,283	2.5%	278.2
Oct-13	15	-17%	37	-18%	0.41	109	0%	7.27	61	96.6%	190,600	2.8%	184,900	11.7%	203,480	20.5%	273.9
Nov-13	20	54%	22	-19%	0.91	94	-9%	4.70	64	96.4%	189,700	4.3%	173,500	-15.4%	200,290	-2.8%	272.6
Dec-13	10	25%	15	36%	0.67	84	-7%	8.40	86	96.9%	191,700	4.1%	182,450	21.6%	194,680	29.0%	275.4
2013	203	14%	371	0%	0.55	104	18%	6.12	74	96.1%	191,625	1.6%	184,900	-0.1%	200,647	4.1%	275.3
Jan-14	7	-46%	31	3%	0.23	93	2%	13.29	75	94.1%	185,900	-5.7%	185,000	-5.1%	191,143	-0.5%	267.1
Feb-14	14	100%	28	65%	0.50	98	0%	7.00	71	95.7%	184,600	-3.7%	179,867	5.2%	176,295	-10.6%	265.2
Mar-14	23	44%	28	33%	0.82	92	-2%	4.00	93	95.2%	183,400	-7.3%	156,000	-21.4%	181,748	-32.8%	263.5
Apr-14	24	-4%	46	2%	0.52	105	4%	4.38	60	96.1%	187,500	-1.3%	196,700	15.7%	198,558	1.3%	269.4
May-14	24	118%	41	-5%	0.59	116	-2%	4.83	65	95.7%	190,100	0.6%	205,450	14.1%	200,392	19.5%	273.1
Jun-14	17	13%	32	-26%	0.53	118	-11%	6.94	72	95.5%	192,900	2.7%	140,000	-17.6%	163,876	-18.4%	277.2
Jul-14	16	-45%	34	3%	0.47	116	-1%	7.25	98	95.2%	197,800	4.1%	193,750	-3.8%	240,563	26.4%	284.2
Aug-14	19	6%	48	85%	0.40	130	25%	6.84	68	96.3%	192,300	0.9%	185,000	-7.7%	188,539	-13.3%	276.3
Sep-14	31	29%	24	-38%	1.29	97	-4%	3.13	62	95.7%	193,200	-0.2%	170,900	0.6%	191,139	6.0%	277.6
Oct-14	21	40%	19	-49%	1.11	79	-28%	3.76	71	95.9%	193,700	1.6%	190,000	2.8%	193,210	-5.0%	278.3
Nov-14	13	-35%	16	-27%	0.81	68	-28%	5.23	83	93.8%	190,900	0.6%	145,000	-16.4%	200,800	0.3%	274.3
Dec-14	14	40%	10	-33%	1.40	54	-36%	3.86	48	95.3%	190,800	-0.5%	182,500	0.0%	180,379	-7.3%	274.1
2014	223	10%	357	-4%	0.62	97	-6%	5.23	71	95.5%	190,258	-0.7%	182,000	-1.6%	192,362	-4.1%	273.4
Jan-15	3	-57%	18	-42%	0.17	63	-32%	21.00	71	93.2%	186,700	0.4%	90,000	-51.4%	79,833	-58.2%	268.2
Feb-15	4	-71%	11	-61%	0.36	65	-34%	16.25	42	97.1%	205,300	11.2%	218,000	21.2%	212,125	20.3%	295.0
Mar-15	13	-43%	33	18%	0.39	77	-16%	5.92	48	96.7%	211,600	15.4%	180,000	15.4%	185,692	2.2%	304.0
Apr-15	11	-54%	47	2%	0.23	109	4%	9.91	45	95.5%	212,200	13.2%	185,000	-5.9%	224,591	13.1%	304.9
May-15	27	13%	40	-2%	0.68	106	-9%	3.93	47	97.1%	200,800	5.6%	212,000	3.2%	224,915	12.2%	288.5
Jun-15	38	124%	39	22%	0.97	95	-19%	2.50	44	96.2%	197,700	2.5%	206,250	47.3%	219,551	34.0%	284.1
Jul-15	19	19%	39	15%	0.49	102	-12%	5.37	53	96.1%	199,900	1.1%	165,000	-14.8%	179,974	-25.2%	287.2
Aug-15	16	-16%	49	2%	0.33	117	-10%	7.31	53	96.2%	199,200	3.6%	178,750	-3.4%	206,063	9.3%	286.2
Sep-15	21	-32%	41	71%	0.51	119	23%	5.67	45	96.7%	206,900	7.1%	205,000	20.0%	229,233	19.9%	297.3
Oct-15	21	0%	31	63%	0.68	110	39%	5.24	40	96.9%	198,600	2.5%	172,500	-9.2%	190,310	-1.5%	285.3
Nov-15	21	62%	32	100%	0.66	103	51%	4.90	76	96.0%	199,700	4.6%	170,000	17.2%	194,205	-3.3%	286.9
Dec-15	10	-29%	14	40%	0.71	92	70%	9.20	59	96.6%	193,000	1.2%	202,500	11.0%	176,900	-1.9%	277.3
2015	204	-9%	394	10%	0.52	97	-1%	5.68	50	96.4%	200,967	5.6%	188,500	3.6%	204,717	6.4%	288.7
Jan-16	9	200%	16	-11%	0.56	89	41%	9.89	81	94.1%	201,300	7.8%	165,000	83.3%	137,878	72.7%	289.2
Feb-16	6	50%	32	191%	0.19	88	35%	14.67	62	94.6%	190,800	-7.1%	167,500	-23.2%	184,167	-13.2%	274.1
Mar-16	19	46%	56	70%	0.34	111	44%	5.84	48	96.6%	192,400	-9.1%	231,000	28.3%	220,841	18.9%	276.4
Apr-16	27	145%	56	19%	0.48	130	19%	4.81	55	94.6%	189,700	-10.6%	195,000	5.4%	218,499	-2.7%	272.6
May-16	24	-11%	48	20%	0.50	139	31%	5.79	60	96.7%	197,700	-1.5%	165,000	-22.2%	191,283	-15.0%	284.1
Jun-16	19	-50%	37	-5%	0.51	138	45%	7.26	66	95.1%	202,600	2.5%	220,000	6.7%	238,783	8.8%	291.1
Jul-16	18	-5%	37	-5%	0.49	143	40%	7.94	49	96.2%	208,100	4.1%	206,000	24.8%	207,218	15.1%	299.0
Aug-16	31	94%	50	2%	0.62	141	21%	4.55	68	95.1%	198,200	-0.5%	195,000	9.1%	192,735	-6.5%	284.8
Sep-16	25	19%	39	-5%	0.64	130	9%	5.20	66	96.2%	191,500	-7.4%	178,800	-12.8%	205,092	-10.5%	275.1
Oct-16	8	-62%	28	-10%	0.29	123	12%	15.38	62	96.2%	189,900	-4.4%	179,000	3.8%	196,580	3.3%	272.8
Nov-16	15	-29%	25	-22%	0.60	108	5%	7.20	82	94.5%	201,000	0.7%	217,000	27.6%	218,533	12.5%	288.8
Dec-16	7	-30%	20	43%	0.35	92	0%	13.14	78	96.0%	204,100	5.8%	250,000	23.5%	223,857	26.5%	293.2
2016	208	2%	444	13%	0.47	119	24%	6.88	63	95.5%	197,275	-1.8%	190,000	0.8%	205,859	0.6%	283.4
Jan-17	6	-33%	31	94%	0.19	105	18%	17.50	54	94.3%	193,800	-3.7%	180,500	9.4%	195,083	41.5%	278.4
Feb-17	5	-17%	24	-25%	0.21	114	30%	22.80	88	93.8%	181,700	-4.8%	226,000	34.9%	222,200	20.7%	261.1
Mar-17	16	-16%	52	-7%	0.31	131	18%	8.19	73	96.2%	197,100	2.4%	217,000	-6.1%	210,488	-4.7%	283.2
Apr-17	17	-37%	48	-14%	0.35	147	13%	8.65	73	96.2%	206,500	8.9%	195,000	0.0%	211,553	-3.2%	296.7
May-17	25	4%	45	-6%	0.56	151	9%	6.04	59	96.5%	214,600	8.5%	250,000	51.5%	244,228	27.7%	308.3
Jun-17	16	-16%	39	5%	0.41	160	16%	10.00	65	96.0%	212,100	4.7%	177,500	-19.3%	195,181	-18.3%	304.7
Jul-17	22	22%	31	-16%	0.71	150	5%	6.82	49	95.6%	213,500	2.6%	213,000	3.4%	213,545	3.1%	306.8
Aug-17	19	-39%	35	-30%	0.54	141	0%	7.42	69	94.5%	196,100	-1.1%	189,000	-3.1%	203,767	5.7%	281.8
Sep-17	18	-28%	35	-10%	0.51	137	5%	7.61	52	93.4%	197,300	3.0%	170,375	-4.7%	180,958	-11.8%	283.5
Oct-17	9	13%	25	-11%	0.36	132	7%	14.67	40	96.4%	193,300	1.8%	138,000	-22.9%	162,944	-17.1%	277.7
Nov-17	9	-40%	25	0%	0.36	129	19%	14.33	106	93.9%	192,200	-4.4%	160,000	-26.3%	195,778	-10.4%	276.1
Dec-17	11	57%	28	40%	0.39	116	26%	10.55	117	96.3%	181,200	-11.2%	220,000	-12.0%	216,231	-3.4%	260.3
2017	173	-17%	418	-6%	0.41	134	13%	9.32	67	95.5%	198,283	0.5%	197,000	3.7%	207,562	0.8%	284.9
Jan-18	8	33%	42	35%	0.19	133	27%	16.63	63	96.1%	191,700	-1.1%	164,000	-9.1%	197,813	1.4%	275.4
Feb-18	10	100%	27	13%	0.37	134	18%	13.40	40	95.7%	201,700	11.0%	208,050	-7.9%	222,660	0.2%	289.8
Mar-18	12	-25%	59	13%	0.20	156	19%	13.00	46	93.2%	212,300	7.7%	216,250	-0.3%	226,458	7.6%	305.0
Apr-18	9	-47%	40	-17%	0.23	171	16%	19.00	54	94.9%	210,900	2.1%	183,000	-6.2%	193,367	-8.6%	303.0
May-18	18	-28%	48	7%	0.38	187	24%	10.39	82	94.8%	198,600	-7.5%	197,500	-21.0%	201,486	-17.5%	285.3
Jun-18	20	25%	45	15%	0.44	192	20%	9.60	51	96.4%	202,400	-4.6%	230,450	29.8%	226,315	16.0%	290.8
Jul-18	20	-9%	32	3%	0.63	197	31%	9.85	66	95.1%	210,800	-1.3%	276,500	29.8%	258,848	21.2%	302.9
Aug-18	10	-47%	24	-31%	0.42	181	28%	18.10	72	97.0%							

NORTH BATTLEFORD																	
	Sales	Y/Y%	New Listings	Y/Y%	S/NL Ratio	Inventory	Y/Y%	Months of Supply	DOM	SP/LP	Benchmark Price	Y/Y%	Median Price	Y/Y%	Average Price	Y/Y%	Index
Jan-19	4	-50%	21	-50%	0.19	105	-21%	26.25	117	94.4%	195,900	2.2%	84,000	-48.8%	121,875	-38.4%	281.5
Feb-19	12	20%	16	-41%	0.75	100	-25%	8.33	67	95.7%	181,000	-10.3%	210,000	0.9%	218,158	-2.0%	260.1
Mar-19	9	-25%	43	-27%	0.21	117	-25%	13.00	86	90.5%	190,900	-10.1%	138,000	-36.2%	158,000	-30.2%	274.3
Apr-19	8	-11%	40	0%	0.20	142	-17%	17.75	128	92.2%	185,600	-12.0%	202,500	10.7%	182,975	-5.4%	266.7
May-19	17	-6%	46	-4%	0.37	160	-14%	9.41	109	94.6%	208,400	4.9%	170,000	-13.9%	180,676	-10.3%	299.4
Jun-19	12	-40%	28	-38%	0.43	155	-19%	12.92	72	92.2%	204,700	1.1%	175,000	-24.1%	159,875	-29.4%	294.1
Jul-19	10	-50%	27	-16%	0.37	159	-19%	15.90	68	94.6%	193,500	-8.2%	161,000	-41.8%	204,100	-21.2%	278.0
Aug-19	5	-50%	20	-17%	0.25	157	-13%	31.40	56	92.1%	183,500	-11.4%	160,000	-37.1%	168,880	-31.8%	263.6
Sep-19	14	56%	34	42%	0.41	148	-5%	10.57	134	94.2%	188,800	1.0%	197,000	19.4%	181,536	-0.4%	271.3
Oct-19	17	240%	27	4%	0.63	136	1%	8.00	93	94.1%	205,000	16.5%	173,000	-16.8%	201,694	15.0%	294.5
Nov-19	5	-62%	26	24%	0.19	137	12%	27.40	113	93.9%	209,500	15.0%	165,000	3.1%	188,600	14.5%	301.0
Dec-19	6	100%	12	20%	0.50	128	22%	21.33	38	94.9%	208,900	14.0%	210,000	90.9%	212,500	52.1%	300.1
2019	119	-13%	340	-15%	0.35	137	-12%	13.82	92	93.9%	196,308	-0.3%	182,000	-9.9%	185,335	-12.9%	282.1
Jan-20	9	125%	27	29%	0.33	136	30%	15.11	100	92.7%	192,400	-1.8%	145,000	72.6%	139,444	14.4%	276.4
Feb-20	6	-50%	25	56%	0.24	139	39%	23.17	49	94.2%	177,100	-2.2%	113,500	-46.0%	125,367	-42.5%	254.5
Mar-20	21	133%	37	-14%	0.57	139	19%	6.62	148	91.4%	182,000	-4.7%	118,000	-14.5%	133,557	-15.5%	261.5
Apr-20	13	63%	23	-43%	0.57	135	-5%	10.38	89	94.1%	182,700	-1.6%	215,000	6.2%	196,492	7.4%	262.5
May-20	11	-35%	31	-33%	0.35	141	-12%	12.82	109	90.7%	186,200	-10.7%	160,000	-5.9%	181,227	0.3%	267.5
Jun-20	21	75%	37	32%	0.57	143	-8%	6.81	74	92.6%	185,700	-9.3%	182,500	4.3%	184,329	15.3%	266.8
Jul-20	23	130%	38	41%	0.61	138	-13%	6.00	115	94.6%	188,300	-2.7%	180,000	11.8%	225,078	10.3%	270.5
Aug-20	21	320%	15	-25%	1.40	120	-24%	5.71	52	94.1%	196,200	6.9%	185,000	15.6%	188,007	11.3%	281.9
Sep-20	11	-21%	25	-26%	0.44	120	-19%	10.91	97	94.9%	205,400	8.8%	167,000	-15.2%	208,318	14.8%	295.1
Oct-20	14	-18%	22	-19%	0.64	116	-15%	8.29	114	94.9%	215,600	5.2%	185,000	6.9%	194,321	-3.7%	309.8
Nov-20	15	200%	16	-38%	0.94	100	-27%	6.67	137	91.7%	212,200	1.3%	173,000	4.8%	178,867	-5.2%	304.9
Dec-20	18	200%	15	25%	1.20	75	-41%	4.17	72	95.0%	210,200	0.6%	177,500	-15.5%	178,411	-16.0%	302.0
2020	183	54%	311	-9%	0.59	125	-9%	8.21	98	93.5%	194,500	-0.9%	170,000	-6.6%	181,760	-1.9%	279.5
Jan-21	19	111%	24	-11%	0.79	70	-49%	3.68	79	91.4%	210,100	9.2%	126,000	-13.1%	152,263	9.2%	301.9
Feb-21	16	167%	20	-20%	0.80	72	-48%	4.50	107	93.8%	206,700	16.7%	160,000	41.0%	204,150	62.8%	297.0
Mar-21	15	-29%	43	16%	0.35	88	-37%	5.87	47	95.1%	205,000	12.6%	185,000	56.8%	224,093	67.8%	294.5
Apr-21	19	46%	48	109%	0.40	96	-29%	5.05	66	95.8%	218,700	19.7%	200,000	-7.0%	211,437	7.6%	314.2
May-21	22	100%	23	-26%	0.96	88	-38%	4.00	72	94.1%	218,400	17.3%	195,000	21.9%	203,177	12.1%	313.8
Jun-21	26	24%	55	49%	0.47	107	-25%	4.12	34	96.4%	210,700	13.5%	198,000	8.5%	194,608	5.6%	302.7
Jul-21	20	-13%	30	-21%	0.67	108	-22%	5.40	53	93.5%	210,300	11.7%	157,450	-12.5%	180,545	-19.8%	302.2
Aug-21	18	-14%	26	73%	0.69	109	-9%	6.06	53	95.1%	204,800	4.4%	177,500	-4.1%	188,614	0.3%	294.3
Sep-21	18	64%	30	20%	0.60	109	-9%	6.06	53	95.9%	205,500	0.0%	176,000	5.4%	209,544	0.6%	295.3
Oct-21	10	-29%	22	0%	0.45	109	-6%	10.90	113	95.1%	200,300	-7.1%	238,000	28.6%	233,500	20.2%	287.8
Nov-21	16	7%	22	38%	0.73	102	2%	6.38	93	96.1%	202,400	-4.6%	172,000	-0.6%	221,400	23.8%	290.8
Dec-21	2	-89%	17	13%	0.12	94	25%	47.00	60	84.6%	211,900	0.8%	93,000	-47.6%	93,000	-47.9%	304.5
2021	201	10%	360	16%	0.56	96	-23%	5.73	66	94.8%	208,733	7.3%	175,000	2.9%	198,552	9.2%	299.9
Jan-22	6	-68%	20	-17%	0.30	92	31%	15.33	57	91.6%	209,400	-0.3%	164,250	30.4%	171,583	12.7%	300.9
Feb-22	17	6%	36	80%	0.47	104	44%	6.12	73	95.9%	214,900	4.0%	212,000	32.5%	224,063	9.8%	308.8
Mar-22	18	20%	29	-33%	0.62	107	22%	5.94	67	94.8%	216,300	5.5%	202,500	9.5%	223,472	-0.3%	310.8
Apr-22	22	16%	38	-21%	0.58	105	9%	4.77	63	96.1%	214,300	-2.0%	197,500	-1.3%	210,209	-0.6%	307.9
May-22	19	-14%	49	113%	0.39	122	39%	6.42	80	95.1%	206,400	-5.5%	205,000	5.1%	230,750	13.6%	296.6
Jun-22	25	-4%	41	-25%	0.61	120	12%	4.80	78	93.2%	206,900	-1.8%	160,000	-19.2%	166,772	-14.3%	297.3
Jul-22	19	-5%	27	-10%	0.70	117	8%	6.16	87	96.2%	209,700	-0.3%	162,000	2.9%	171,868	-4.8%	301.3
Aug-22	18	0%	34	31%	0.53	118	8%	6.56	71	92.9%	209,700	2.4%	164,550	-7.3%	169,179	-10.3%	301.3
Sep-22	15	-17%	41	37%	0.37	132	21%	8.80	58	95.8%	213,800	4.0%	235,000	33.5%	232,287	10.9%	307.2
Oct-22	13	30%	41	86%	0.32	129	18%	9.92	79	94.1%	203,400	1.5%	125,000	-47.5%	141,115	-39.6%	292.2
Nov-22	20	25%	21	-5%	0.95	114	12%	5.70	85	93.6%	206,100	1.8%	178,750	3.9%	179,798	-18.8%	296.1
Dec-22	13	550%	23	35%	0.57	111	18%	8.54	74	92.6%	194,800	-8.1%	135,000	45.2%	154,575	66.2%	279.9
2022	205	2%	400	11%	0.51	114	19%	6.69	74	94.8%	208,808	0.0%	184,000	5.1%	191,581	-3.5%	300.0
Jan-23	12	100%	26	30%	0.46	118	28%	9.83	56	96.2%	185,900	-11.2%	139,250	-15.2%	157,117	-8.4%	267.1
Feb-23	17	0%	16	-56%	1.06	109	5%	6.41	91	91.9%	190,700	-11.3%	125,000	-41.0%	151,106	-32.6%	274.0
Mar-23	25	39%	30	3%	0.83	105	-2%	4.20	78	94.9%	198,000	-8.5%	180,000	-11.1%	206,282	-7.7%	284.5
Apr-23	16	-27%	27	-29%	0.59	108	3%	6.75	108	94.4%	199,600	-6.9%	177,500	-10.1%	176,375	-16.1%	286.8
May-23	26	37%	34	-31%	0.76	104	-15%	4.00	66	95.1%	206,000	-0.2%	232,500	13.4%	212,734	-7.8%	296.0
Jun-23	23	-8%	34	-17%	0.68	105	-13%	4.57	82	95.8%	204,100	-1.4%	200,000	25.0%	202,909	21.7%	293.2
Jul-23	17	-11%	27	0%	0.63	105	-10%	6.18	61	95.7%	207,200	-1.2%	190,000	17.3%	205,442	19.5%	297.7
Aug-23	10	-44%	28	-18%	0.36	114	-3%	11.40	102	95.7%	205,500	-2.0%	161,500	-1.9%	194,590	15.0%	295.3
Sep-23	14	-7%	28	-32%	0.50	114	-14%	8.14	61	96.1%	205,100	-4.1%	220,500	-6.2%	212,279	-8.6%	294.7
Oct-23	18	38%	25	-39%	0.72	110	-15%	6.11	76	93.4%	199,500	-1.9%	150,500	20.4%	189,361	34.2%	286.6
Nov-23	20	0%	18	-14%	1.11	90	-21%	4.50	90	94.2%	194,500	-5.6%	169,000	-5.5%	172,700	-3.9%	279.5
Dec-23	12	-8%	14	-39%	0.86	70	-37%	5.83	44	94.3%	196,300	0.8%	162,500	20.4%	197,367	27.7%	282.0
2023	210	2%	307	-23%	0.68	104	-9%	5.96	77	94.8%	199,367	-4.5%	174,000	-5.4%	191,774	0.1%	286.5
Jan-24	13	8%	42	62%	0.31	92	-22%	7.08	91	94.2%	203,500	9.5%	150,000	7.7%	167,415	6.6%	292.4
Feb-24	12	-29%	17	6%	0.71	92	-16%	7.67	90	92.9%	202,600	6.2%	142,250	13.8%	136,658	-9.6%	291.1
Mar-24	9	-64%	29	-3%	0.31	105	0%	11.67	102	92.8%	200,600	1.3%	197,500	9.7%	230,722	11.8%	288.2
Apr-24	28	75%	35	30%	0.80	105	-3%	3.75	80	96.1%	208,700	4.6%	192,450	8.4%	215,421	22.1%	299.9
May-24	24	-8%	44	29%	0.55	116	12%	4.83	54	96.2%	203,100	-1.4%	159,500	-31.4%	203,679	-4.3%	291.8
Jun-24	26	13%	32	-6%	0.81	109	4%	4.19	53	96.6%	209,200	2.5%	207,500	3.8%	236,588	16.6%	300.6
Jul-24	19	12%	36	33%	0.53	117	11%	6.16	67	97.2%	213,800	3.2%	216,900	14.2%	206,947	0.7%	307.2
Aug-24	20	100%	37	32%	0.54												

NORTH BATTLEFORD

	Sales	Y/Y%	New Listings	Y/Y%	S/NL Ratio	Inventory	Y/Y%	Months of Supply	DOM	SP/LP	Benchmark Price	Y/Y%	Median Price	Y/Y%	Average Price	Y/Y%	Index
Jan-13	12	50%	27	0%	0.44	72	24%	6.00	91	96.0%	197,600	7.4%	195,000	32.2%	195,325	17.2%	284.7
Feb-13	6	-45%	15	-17%	0.40	78	34%	13.00	54	96.5%	191,900	4.9%	164,500	-33.4%	198,500	-13.2%	276.5
Mar-13	13	-41%	21	-5%	0.62	79	52%	6.08	78	92.6%	198,200	6.7%	205,000	22.0%	281,923	43.3%	285.6
Apr-13	23	92%	38	46%	0.61	83	34%	3.61	71	95.8%	190,300	3.3%	187,000	-16.3%	198,291	-8.7%	274.2
May-13	5	-71%	39	22%	0.13	105	54%	21.00	70	94.8%	189,100	-0.6%	121,200	-42.8%	122,020	-39.0%	272.5
Jun-13	12	-37%	32	-18%	0.38	114	52%	9.50	47	96.7%	188,100	-0.8%	177,450	-1.4%	207,408	13.7%	271.0
Jul-13	26	86%	33	-20%	0.79	103	13%	3.96	76	95.1%	190,200	-7.8%	203,500	7.8%	190,958	-0.5%	274.1
Aug-13	18	6%	26	-16%	0.69	91	0%	5.06	61	97.3%	190,700	-3.4%	200,500	-6.7%	217,400	1.0%	274.8
Sep-13	22	100%	38	27%	0.58	89	-1%	4.05	65	95.1%	193,600	0.1%	167,500	-6.9%	175,359	-0.9%	279.0
Oct-13	12	-25%	33	-6%	0.36	100	15%	8.33	58	96.3%	190,700	2.7%	200,000	20.8%	213,283	25.8%	274.8
Nov-13	16	78%	16	-11%	1.00	84	2%	5.25	74	96.7%	189,800	4.2%	173,500	-21.1%	206,738	-4.8%	273.5
Dec-13	7	-13%	14	27%	0.50	76	9%	10.86	68	95.9%	191,900	4.0%	155,000	3.3%	184,343	22.1%	276.5
2013	172	5%	332	1%	0.52	90	21%	6.24	69	95.7%	191,842	1.6%	187,500	-1.3%	202,053	4.2%	276.4
Jan-14	7	-42%	26	-4%	0.27	80	11%	11.43	75	94.1%	186,200	-5.8%	185,000	-5.1%	191,143	-2.1%	268.3
Feb-14	14	133%	23	53%	0.61	81	4%	5.79	71	95.7%	184,900	-3.6%	179,867	9.3%	176,295	-11.2%	266.4
Mar-14	15	15%	28	33%	0.54	83	5%	5.53	83	95.8%	183,600	-7.4%	144,900	-29.3%	181,327	-35.7%	264.6
Apr-14	24	4%	40	5%	0.60	90	8%	3.75	60	96.1%	187,700	-1.4%	196,700	5.2%	198,558	0.1%	270.5
May-14	23	360%	36	-8%	0.64	97	-8%	4.22	63	95.7%	190,300	0.6%	205,900	69.9%	201,300	65.0%	274.2
Jun-14	16	33%	27	-16%	0.59	97	-15%	6.06	75	95.2%	193,200	2.7%	140,000	-21.1%	154,875	-25.3%	278.4
Jul-14	14	-46%	31	-6%	0.45	99	-4%	7.07	93	95.0%	198,200	4.2%	193,750	-4.8%	242,179	26.8%	285.6
Aug-14	16	-11%	42	62%	0.38	111	22%	6.94	67	96.3%	192,700	1.0%	185,000	-7.7%	188,203	-13.4%	277.7
Sep-14	30	36%	23	-39%	1.30	81	-9%	2.70	62	95.8%	193,400	-0.1%	171,450	2.4%	193,010	10.1%	278.7
Oct-14	19	58%	15	-55%	1.27	65	-35%	3.42	74	96.0%	194,100	1.8%	195,000	-2.5%	198,968	-6.7%	279.7
Nov-14	13	-19%	16	0%	0.81	55	-35%	4.23	83	93.8%	191,100	0.7%	145,000	-16.4%	200,800	-2.9%	275.4
Dec-14	14	100%	10	-29%	1.40	43	-43%	3.07	48	95.3%	191,100	-0.4%	182,500	17.7%	180,379	-2.2%	275.4
2014	205	19%	317	-5%	0.65	82	-9%	4.79	69	95.6%	190,542	-0.7%	182,450	-2.7%	192,719	-4.6%	274.6
Jan-15	3	-57%	15	-42%	0.20	49	-39%	16.33	71	93.2%	187,100	0.5%	90,000	-51.4%	79,833	-58.2%	269.6
Feb-15	4	-71%	8	-65%	0.50	50	-38%	12.50	42	97.1%	205,700	11.2%	218,000	21.2%	212,125	20.3%	296.4
Mar-15	10	-33%	28	0%	0.36	62	-25%	6.20	54	97.0%	212,100	15.5%	198,500	37.0%	199,000	9.7%	305.6
Apr-15	10	-58%	29	-28%	0.34	77	-14%	7.70	47	95.5%	212,500	13.2%	232,500	18.2%	234,600	18.2%	306.2
May-15	24	4%	37	3%	0.65	80	-18%	3.33	49	97.1%	201,000	5.6%	213,500	3.7%	228,033	13.3%	289.6
Jun-15	32	100%	36	33%	0.89	74	-24%	2.31	41	96.3%	198,000	2.5%	210,000	50.0%	229,845	48.4%	285.3
Jul-15	14	0%	31	0%	0.45	81	-18%	5.79	48	96.0%	200,500	1.2%	154,250	-20.4%	168,286	-30.5%	288.9
Aug-15	15	-6%	36	-14%	0.42	89	-20%	5.93	53	96.3%	199,900	3.7%	186,000	0.5%	211,467	12.4%	288.0
Sep-15	17	-43%	37	61%	0.46	94	16%	5.53	39	97.0%	207,500	7.3%	226,500	32.1%	244,935	26.9%	299.0
Oct-15	17	-11%	23	53%	0.74	83	28%	4.88	47	96.1%	199,200	2.6%	172,500	-11.5%	185,582	-6.7%	287.0
Nov-15	16	23%	28	75%	0.57	77	40%	4.81	55	96.0%	200,400	4.9%	176,750	21.9%	201,250	0.2%	288.8
Dec-15	9	-36%	9	-10%	1.00	64	49%	7.11	59	96.8%	193,600	1.3%	195,000	6.8%	171,222	-5.1%	279.0
2015	171	-17%	317	0%	0.54	73	-10%	5.15	48	96.4%	201,458	5.7%	195,000	6.9%	209,706	8.8%	290.3
Jan-16	7	133%	14	-7%	0.50	62	27%	8.86	74	92.5%	201,900	7.9%	137,000	52.2%	128,429	60.9%	290.9
Feb-16	5	25%	28	250%	0.18	72	44%	14.40	71	94.5%	191,400	-7.0%	156,000	-28.4%	185,200	-12.7%	275.8
Mar-16	14	40%	29	4%	0.48	76	23%	5.43	63	94.9%	192,900	-9.1%	183,500	-7.6%	198,607	-0.2%	278.0
Apr-16	24	140%	47	62%	0.51	93	21%	3.88	57	94.3%	190,100	-10.5%	185,000	-20.4%	215,625	-8.1%	273.9
May-16	21	-13%	43	16%	0.49	102	28%	4.86	59	96.6%	198,000	-1.5%	165,000	-22.7%	193,471	-15.2%	285.3
Jun-16	16	-50%	35	-3%	0.46	105	42%	6.56	63	94.1%	202,900	2.5%	215,000	2.4%	227,588	-1.0%	292.4
Jul-16	15	7%	31	0%	0.48	109	35%	7.27	53	95.7%	208,400	3.9%	197,000	27.7%	198,933	18.2%	300.3
Aug-16	27	80%	40	11%	0.68	107	20%	3.96	57	94.7%	198,600	-0.7%	190,000	2.2%	182,344	-13.8%	286.2
Sep-16	20	18%	27	-27%	0.74	93	-1%	4.65	68	96.3%	191,700	-7.6%	180,000	-20.5%	211,915	-13.5%	276.2
Oct-16	7	-59%	24	4%	0.29	85	2%	12.14	40	95.7%	190,100	-4.6%	168,000	-2.6%	179,714	-3.2%	273.9
Nov-16	11	-31%	16	-43%	0.69	71	-8%	6.45	81	94.6%	201,200	0.4%	229,000	29.6%	226,909	12.7%	289.9
Dec-16	3	-67%	13	44%	0.23	63	-2%	21.00	48	96.1%	204,100	5.4%	250,000	28.2%	205,000	19.7%	294.1
2016	170	-1%	347	9%	0.49	87	18%	6.11	61	95.1%	197,608	-1.9%	185,000	-5.1%	199,996	-4.8%	284.7
Jan-17	3	-57%	17	21%	0.18	65	5%	21.67	92	93.8%	194,000	-3.9%	161,000	17.5%	159,333	24.1%	279.5
Feb-17	4	-20%	20	-29%	0.20	72	0%	18.00	98	94.2%	181,800	-5.0%	214,500	37.5%	215,250	16.2%	262.0
Mar-17	14	0%	39	34%	0.36	87	14%	6.21	70	96.5%	197,200	2.2%	229,250	24.9%	216,807	9.2%	284.1
Apr-17	14	-42%	41	-13%	0.34	104	12%	7.43	65	96.2%	206,700	8.7%	225,000	21.6%	225,457	4.6%	297.8
May-17	22	5%	41	-5%	0.54	110	8%	5.00	39	96.7%	214,800	8.5%	250,000	51.5%	245,173	26.7%	309.5
Jun-17	14	-13%	33	-6%	0.42	118	12%	8.43	61	95.8%	212,300	4.6%	175,000	-18.6%	186,350	-18.1%	305.9
Jul-17	20	33%	29	-6%	0.69	108	-1%	5.40	47	95.4%	213,800	2.6%	222,000	12.7%	215,800	8.5%	308.1
Aug-17	17	-37%	33	-18%	0.52	105	-2%	6.18	69	94.5%	196,400	-1.1%	189,000	-0.5%	200,680	10.1%	283.0
Sep-17	17	-15%	26	-4%	0.65	96	3%	5.65	46	93.2%	197,500	3.0%	173,500	-3.6%	182,191	-14.0%	284.6
Oct-17	8	14%	19	-21%	0.42	89	5%	11.13	44	96.5%	193,800	1.9%	128,000	-23.8%	164,313	-8.6%	279.3
Nov-17	7	-36%	22	38%	0.32	87	23%	12.43	70	94.4%	192,700	-4.2%	170,000	-25.8%	209,286	-7.8%	277.7
Dec-17	9	200%	13	0%	0.69	76	21%	8.44	75	96.1%	181,700	-11.0%	220,000	-12.0%	211,267	3.1%	261.8
2017	149	-12%	333	-4%	0.45	93	8%	7.50	58	95.5%	198,558	0.5%	200,000	8.1%	208,316	4.2%	286.1
Jan-18	7	133%	22	29%	0.32	76	17%	10.86	56	96.0%	192,000	-1.0%	163,000	1.2%	202,500	27.1%	276.7
Feb-18	8	100%	24	20%	0.33	79	10%	9.88	43	95.3%	202,000	11.1%	179,100	-16.5%	215,463	0.1%	291.1
Mar-18	11	-21%	46	18%	0.24	101	16%	9.18	47	92.4%	212,700	7.9%	215,000	-6.2%	213,955	-1.3%	306.5
Apr-18	8	-43%	35	-15%	0.23	117	13%	14.63	58	95.1%	211,200	2.2%	171,500	-23.8%	189,538	-15.9%	304.3
May-18	16	-27%	42	2%	0.38	130	18%	8.13	85	94.8%	198,800	-7.4%	205,000	-18.0%	202,609	-17.4%	286.5
Jun-18	18	29%	36	9%	0.50	133	13%	7.39	46	96.5%	202,600	-4.6%	230,450	31.7%	225,128	20.8%	291.9
Jul-18	16	-20%	28	-3%	0.57	139	29%	8.69	71	95.5%	210,700	-1.4%	276,500	24.5%	272,403	26.2%	303.6
Aug-18	9	-47%	21	-36%	0.43	131	25%	14.56	77	97.2%	207,000	5.4%	290,000	53.4%			

NORTH BATTLEFORD

	Sales	Y/Y%	New Listings	Y/Y%	S/NL Ratio	Inventory	Y/Y%	Months of Supply	DOM	SP/LP	Benchmark Price	Y/Y%	Median Price	Y/Y%	Average Price	Y/Y%	Index
Jan-19	4	-43%	20	-9%	0.20	85	12%	21.25	117	94.4%	195,900	2.0%	84,000	-48.5%	121,875	-39.8%	282.3
Feb-19	12	50%	16	-33%	0.75	81	3%	6.75	67	95.7%	181,000	-10.4%	210,000	17.3%	218,158	1.3%	260.8
Mar-19	8	-27%	33	-28%	0.24	96	-5%	12.00	93	89.6%	191,000	-10.2%	119,000	-44.7%	151,500	-29.2%	275.2
Apr-19	7	-13%	36	3%	0.19	120	3%	17.14	122	92.0%	185,900	-12.0%	212,500	23.9%	181,614	-4.2%	267.9
May-19	15	-6%	40	-5%	0.38	136	5%	9.07	97	94.9%	208,500	4.9%	170,000	-17.1%	174,100	-14.1%	300.4
Jun-19	12	-33%	22	-39%	0.55	127	-5%	10.58	72	92.2%	204,600	1.0%	175,000	-24.1%	159,875	-29.0%	294.8
Jul-19	8	-50%	27	-4%	0.30	133	-4%	16.63	73	94.2%	193,500	-8.2%	147,000	-46.8%	208,875	-23.3%	278.8
Aug-19	5	-44%	19	-10%	0.26	132	1%	26.40	56	92.1%	183,500	-11.4%	160,000	-44.8%	168,880	-33.9%	264.4
Sep-19	12	50%	27	17%	0.44	120	7%	10.00	138	93.7%	189,000	1.2%	177,000	7.3%	177,208	-4.7%	272.3
Oct-19	12	140%	25	14%	0.48	113	4%	9.42	84	94.6%	205,000	16.5%	164,000	-21.2%	205,733	17.3%	295.4
Nov-19	5	-58%	21	17%	0.24	113	15%	22.60	113	93.9%	209,700	15.2%	165,000	6.5%	188,600	21.6%	302.2
Dec-19	6	100%	7	17%	0.86	101	25%	16.83	38	94.9%	209,000	14.1%	210,000	90.9%	212,500	52.1%	301.2
2019	106	-12%	293	-9%	0.36	113	4%	12.80	90	93.8%	196,383	-0.4%	175,000	-11.2%	183,466	-13.3%	283.0
Jan-20	8	100%	22	10%	0.36	106	25%	13.25	106	92.8%	192,600	-1.7%	137,500	63.7%	138,750	13.8%	277.5
Feb-20	5	-58%	20	25%	0.25	109	35%	21.80	38	95.1%	177,300	-2.0%	102,000	-51.4%	125,440	-42.5%	255.5
Mar-20	15	88%	26	-21%	0.58	109	14%	7.27	164	89.8%	181,900	-4.8%	115,900	-2.6%	118,920	-21.5%	262.1
Apr-20	11	57%	20	-44%	0.55	108	-10%	9.82	96	93.7%	182,700	-1.7%	215,000	1.2%	194,673	7.2%	263.3
May-20	9	-40%	29	-28%	0.31	116	-15%	12.89	118	90.9%	186,000	-10.8%	200,000	17.6%	187,611	7.8%	268.0
Jun-20	20	67%	35	59%	0.57	121	-5%	6.05	77	92.4%	185,500	-9.3%	178,750	2.1%	184,370	15.3%	267.3
Jul-20	18	125%	30	11%	0.60	116	-13%	6.44	105	94.9%	188,100	-2.8%	197,500	34.4%	233,183	11.6%	271.0
Aug-20	20	300%	14	-26%	1.43	100	-24%	5.00	54	94.1%	195,900	6.8%	185,000	15.6%	190,158	12.6%	282.3
Sep-20	8	-33%	21	-22%	0.38	103	-14%	12.88	103	93.8%	205,000	8.5%	140,000	-20.9%	188,875	6.6%	295.4
Oct-20	12	0%	19	-24%	0.63	98	-13%	8.17	113	94.9%	215,300	5.0%	185,000	12.8%	195,917	-4.8%	310.2
Nov-20	14	180%	14	-33%	1.00	83	-27%	5.93	137	91.6%	211,800	1.0%	175,500	6.4%	179,679	-4.7%	305.2
Dec-20	18	200%	14	100%	1.29	59	-42%	3.28	72	95.0%	209,700	0.3%	177,500	-15.5%	178,411	-16.0%	302.0
2020	158	49%	264	-10%	0.60	102	-10%	7.77	98	94.4%	194,317	-1.1%	170,000	-2.9%	181,188	-1.2%	280.2
Jan-21	17	113%	22	0%	0.77	58	-45%	3.41	77	90.8%	209,400	8.7%	123,000	-10.5%	150,471	8.4%	301.7
Feb-21	14	180%	18	-10%	0.78	60	-45%	4.29	96	93.8%	206,200	16.3%	160,000	56.9%	210,886	68.1%	297.1
Mar-21	15	0%	41	58%	0.37	77	-29%	5.13	47	95.1%	204,600	12.5%	185,000	59.6%	224,093	88.4%	294.8
Apr-21	15	36%	39	95%	0.38	81	-25%	5.40	68	95.4%	218,400	19.5%	217,000	0.9%	219,427	12.7%	314.7
May-21	19	111%	19	-34%	1.00	73	-37%	3.84	72	94.4%	218,200	17.3%	195,000	-2.5%	206,837	10.2%	314.4
Jun-21	23	15%	48	37%	0.48	89	-26%	3.87	34	96.2%	210,300	13.4%	198,000	10.8%	192,339	4.3%	303.0
Jul-21	18	0%	23	-23%	0.78	87	-25%	4.83	55	93.1%	210,100	11.7%	149,950	-24.1%	181,161	-22.3%	302.7
Aug-21	15	-25%	22	57%	0.68	89	-11%	5.93	53	95.0%	204,700	4.5%	170,000	-8.1%	183,070	-3.7%	295.0
Sep-21	17	113%	30	43%	0.57	90	-13%	5.29	53	95.7%	205,400	0.2%	172,000	22.9%	203,047	7.5%	296.0
Oct-21	9	-25%	19	0%	0.47	89	-9%	9.89	107	94.7%	200,300	-7.0%	221,000	19.5%	226,111	15.4%	288.6
Nov-21	13	-7%	16	14%	0.81	79	-5%	6.08	87	95.9%	202,400	-4.4%	172,000	-2.0%	213,654	18.9%	291.6
Dec-21	2	-89%	12	-14%	0.17	71	20%	35.50	60	84.6%	212,000	1.1%	93,000	-47.6%	93,000	-47.9%	305.5
2021	177	12%	309	17%	0.57	79	-23%	5.33	65	94.6%	208,500	7.3%	177,000	4.1%	197,594	9.1%	300.4
Jan-22	5	-71%	16	-27%	0.31	68	17%	13.60	51	90.6%	209,600	0.1%	153,500	24.8%	158,400	5.3%	302.0
Feb-22	15	7%	31	72%	0.48	78	30%	5.20	66	96.1%	214,900	4.2%	212,000	32.5%	229,472	8.8%	309.7
Mar-22	18	20%	25	-39%	0.72	79	3%	4.39	67	94.8%	216,300	5.7%	202,500	9.5%	223,472	-0.3%	311.7
Apr-22	17	13%	32	-18%	0.53	82	1%	4.82	46	96.4%	214,300	-1.9%	195,000	-10.1%	210,741	-4.0%	308.8
May-22	16	-16%	41	116%	0.39	96	32%	6.00	77	95.0%	206,800	-5.2%	219,500	12.6%	239,491	15.8%	298.0
Jun-22	23	0%	36	-25%	0.64	96	8%	4.17	75	93.2%	207,200	-1.5%	160,000	-19.2%	164,100	-14.7%	298.6
Jul-22	18	0%	20	-13%	0.90	89	2%	4.94	81	96.4%	210,000	0.0%	165,500	10.4%	176,861	-2.4%	302.6
Aug-22	16	7%	24	9%	0.67	88	-1%	5.50	66	93.0%	209,900	2.5%	164,550	-3.2%	167,952	-8.3%	302.4
Sep-22	14	-18%	36	20%	0.39	99	10%	7.07	60	95.9%	214,000	4.2%	229,950	33.7%	230,450	13.5%	308.4
Oct-22	10	11%	33	74%	0.30	98	10%	9.80	70	93.9%	203,300	1.5%	122,500	-44.6%	133,750	-40.8%	292.9
Nov-22	17	31%	15	-6%	1.13	87	10%	5.12	70	94.8%	206,400	2.0%	192,500	11.9%	179,012	-16.2%	297.4
Dec-22	9	350%	10	-17%	0.90	76	7%	8.44	57	93.2%	195,000	-8.0%	135,000	45.2%	152,467	63.9%	281.0
2022	178	1%	319	3%	0.56	86	10%	5.82	67	94.8%	208,975	0.2%	184,450	4.2%	192,670	-2.5%	301.1
Jan-23	11	120%	23	44%	0.48	84	24%	7.64	57	95.3%	186,200	-11.2%	138,500	-9.8%	144,582	-8.7%	268.3
Feb-23	15	0%	15	-52%	1.00	77	-1%	5.13	85	91.9%	191,000	-11.1%	115,000	-45.8%	149,933	-34.7%	275.2
Mar-23	21	17%	25	0%	0.84	73	-8%	3.48	82	94.4%	198,800	-8.1%	180,000	-11.1%	201,145	-10.0%	286.5
Apr-23	14	-18%	22	-31%	0.64	75	-9%	5.36	104	93.9%	200,500	-6.4%	177,500	-9.0%	176,357	-16.3%	288.9
May-23	22	38%	30	-27%	0.73	72	-25%	3.27	69	94.8%	206,700	0.0%	232,500	5.9%	211,481	-11.7%	297.8
Jun-23	20	-13%	27	-25%	0.74	75	-22%	3.75	75	96.0%	204,900	-1.1%	223,100	39.4%	212,745	29.6%	295.2
Jul-23	14	-22%	22	10%	0.64	73	-18%	5.21	38	95.8%	207,800	-1.0%	196,000	18.4%	207,965	17.6%	299.4
Aug-23	8	-50%	23	-4%	0.35	82	-7%	10.25	76	95.8%	206,200	-1.8%	188,500	14.6%	221,625	32.0%	297.1
Sep-23	14	0%	24	-33%	0.58	81	-18%	5.79	61	96.1%	206,000	-3.7%	220,500	-4.1%	212,279	-7.9%	296.8
Oct-23	13	30%	21	-36%	0.62	81	-17%	6.23	68	93.7%	200,300	-1.5%	151,000	23.3%	194,346	45.3%	288.6
Nov-23	16	-6%	17	13%	0.94	75	-14%	4.69	95	94.3%	195,200	-5.4%	169,000	-12.2%	168,188	-6.0%	281.3
Dec-23	11	22%	10	0%	1.10	56	-26%	5.09	47	93.7%	197,000	1.0%	130,000	-3.7%	189,218	24.1%	283.9
2023	179	1%	259	-19%	0.69	75	-13%	5.05	73	94.7%	200,050	-4.3%	180,000	-2.4%	192,152	-0.3%	288.3
Jan-24	11	0%	25	9%	0.44	65	-23%	5.91	83	93.9%	204,200	9.7%	165,000	19.1%	171,082	18.3%	294.2
Feb-24	12	-20%	11	-27%	1.09	62	-19%	5.17	90	92.9%	203,400	6.5%	142,250	23.7%	136,658	-8.9%	293.1
Mar-24	8	-62%	22	-12%	0.36	69	-5%	8.63	108	92.5%	201,100	1.2%	258,750	43.8%	240,313	19.5%	289.8
Apr-24	22	57%	31	41%	0.71	72	-4%	3.27	78	96.3%	209,200	4.3%	175,000	-1.4%	210,150	19.2%	301.4
May-24	22	0%	42	40%	0.52	83	15%	3.77	54	96.3%	203,700	-1.5%	159,500	-31.4%	208,332	-1.5%	293.5
Jun-24	22	10%	28	4%	0.79	81	8%	3.68	55	96.3%	209,700	2.3%	236,500	6.0%	243,882	14.6%	302.2
Jul-24	16	14%	27	23%	0.59	85	16%	5.31	63	97.0%	214,100	3.0%	215,900	10.2%	193,844	-6.8%	308.5
Aug-24	17	113%	33	43%	0.52	85	4%	5.00	41	96.1							