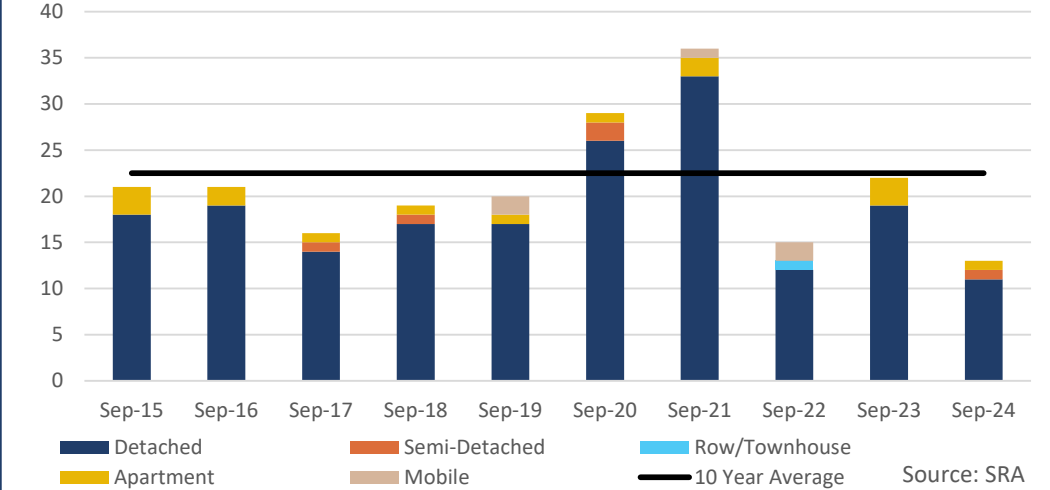


Monthly Sales Comparison



SALES

13

↓ 43.5% Y/Y | ↓ 16.2% YTD

VS. 10-YEAR AVERAGE
↓ 42.2% | ↓ 1.2% YTD



NEW LISTINGS

25

0.0% Y/Y | ↓ 8.1% YTD

VS. 10-YEAR AVERAGE
↓ 35.4% | ↓ 25.7% YTD

TOTAL RESIDENTIAL BENCHMARK PRICE

\$ 255,100



8.0%

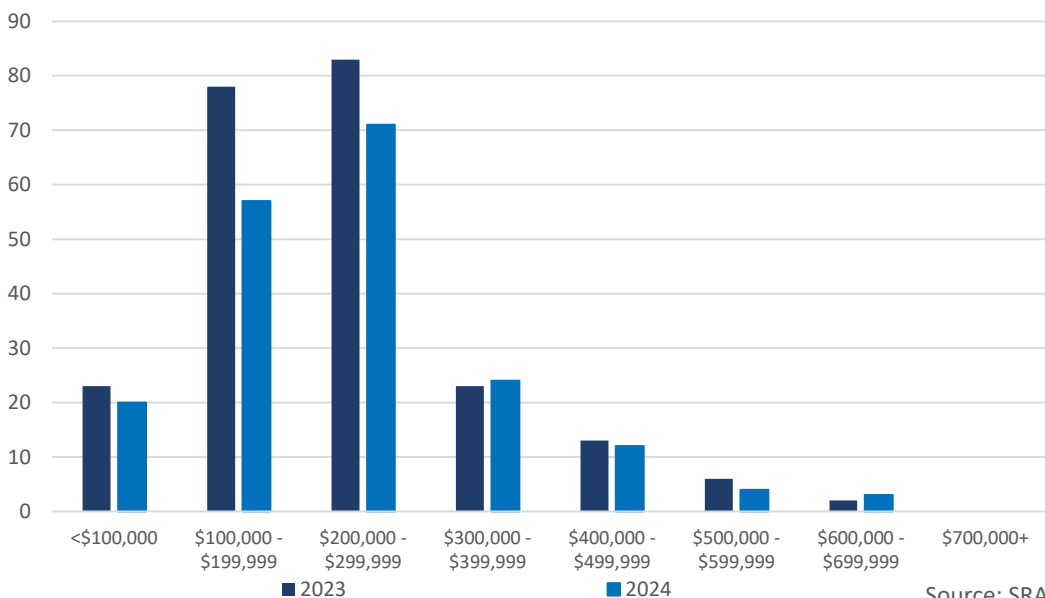
Y/Y



Monthly trend*

Residential Sales by Price Range

YTD-SEP



INVENTORY

85

↓ 8.6% Y/Y | Monthly trend*

VS. 10-YEAR AVERAGE
↓ 44.0% | ↓ 46.4% YTD



MONTHS OF SUPPLY

6.54

↑ 61.7% Y/Y | Monthly trend*

VS. 10-YEAR AVERAGE
↓ 9.6% | ↓ 48.1% YTD



YORKTON - SEPTEMBER 2024

September 2024

	Sales		New Listings		Inventory		Months of Supply		DOM	Benchmark		Avg Price	
	Actual	Y/Y%	Actual	Y/Y%	Actual	Y/Y%	Actual	Y/Y%	Actual	Actual	Y/Y%	Actual	Y/Y%
Detached	11	-42%	20	-13%	68	-6%	6.18	63%	62	\$257,300	8%	\$219,273	3%
Semi-Detached	1	-	2	100%	6	20%	6.00	-	8	-	-	\$289,500	-
Row/Townhouse	0	-	0	-	2	0%	-	-	-	-	-	-	-
Apartment	1	-67%	2	100%	4	-50%	4.00	50%	10	-	-	\$180,000	9%
Acreage	0	-100%	0	-	0	-100%	-	-	-	-	-	-	-
Mobile	0	-	1	-	3	-40%	-	-	-	-	-	-	-
Muti-Family	0	-	0	-	2	-	-	-	-	-	-	-	-
Total Residential	13	-43%	25	0%	85	-9%	6.54	62%	53	\$255,100	8%	\$221,654	0%

10-Year Averages

	Sales		New Listings		Inventory		Months of Supply		DOM	Benchmark		Avg Price	
	Avg	%Diff	Avg	%Diff	Avg	%Diff	Avg	%Diff	Avg	Avg	%Diff	Avg	%Diff
Total Residential	23	-42%	39	-35%	152	-44%	7.23	-10%	68	\$221,460	15%	\$219,643	1%

Year-to-Date

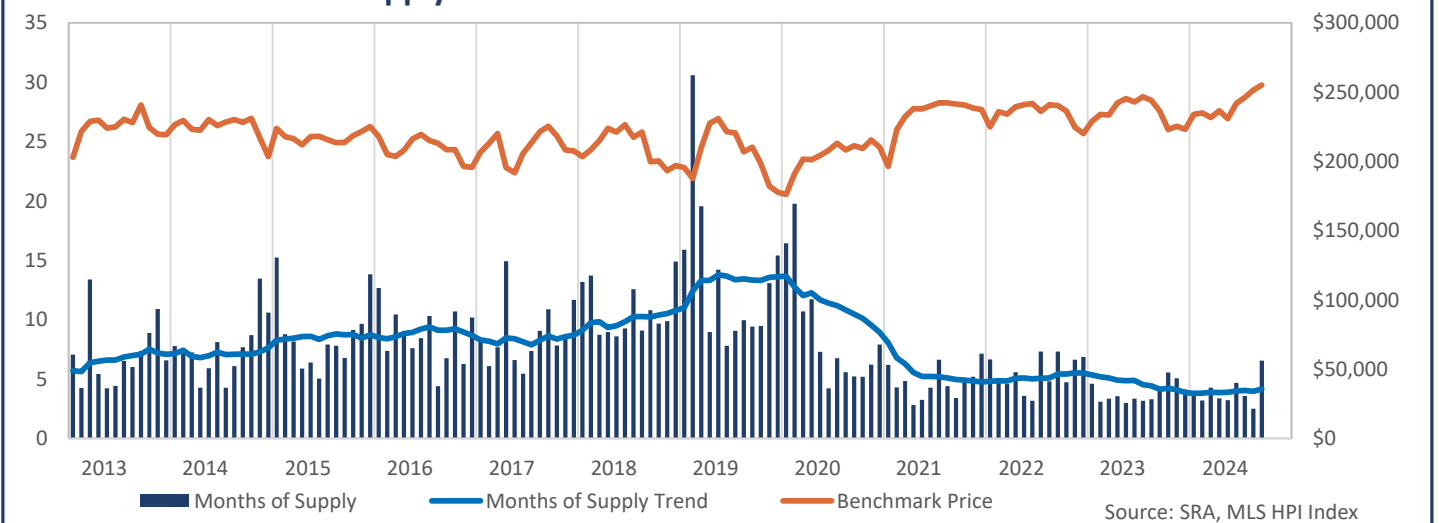
September 2024

	Sales		New Listings		Inventory		Months of Supply		DOM	Benchmark		Avg Price	
	Actual	Y/Y%	Actual	Y/Y%	Actual	Y/Y%	Actual	Y/Y%	Actual	Actual	Y/Y%	Actual	Y/Y%
Detached	158	-12%	230	-1%	62	0%	3.53	13%	56	\$242,078	1%	\$235,899	2%
Semi-Detached	7	-53%	13	-32%	4	-30%	5.29	50%	56	-	-	\$300,986	10%
Row/Townhouse	4	0%	4	-33%	2	-14%	4.75	-14%	104	-	-	\$250,600	37%
Apartment	17	-15%	19	-32%	6	-34%	3.18	-23%	82	-	-	\$197,206	2%
Acreage	0	-100%	0	-100%	0	-100%	-	-	-	-	-	-	-
Mobile	1	-83%	3	-63%	1	-74%	11.00	53%	167	-	-	\$45,000	-24%
Muti-Family	4	100%	5	150%	3	92%	5.75	-4%	71	-	-	\$262,875	-20%
Total Residential	191	-16%	274	-8%	78	-10%	3.68	7%	61	\$240,333	0%	\$234,714	3%

10-Year Averages

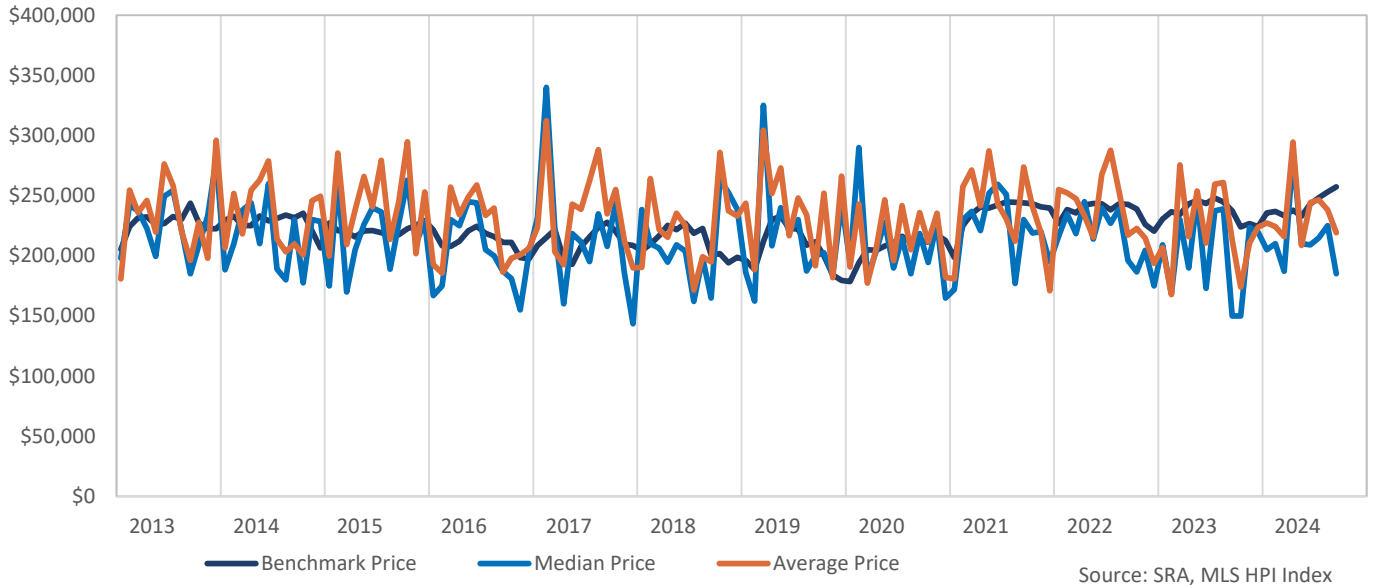
	Sales		New Listings		Inventory		Months of Supply		DOM	Benchmark		Avg Price	
	Avg	%Diff	Avg	%Diff	Avg	%Diff	Avg	%Diff	Avg	Avg	%Diff	Avg	%Diff
Total Residential	193	-1%	369	-26%	146	-46%	7.08	-48%	77	\$220,381	9%	\$230,354	2%

Residential Months of Supply and Price

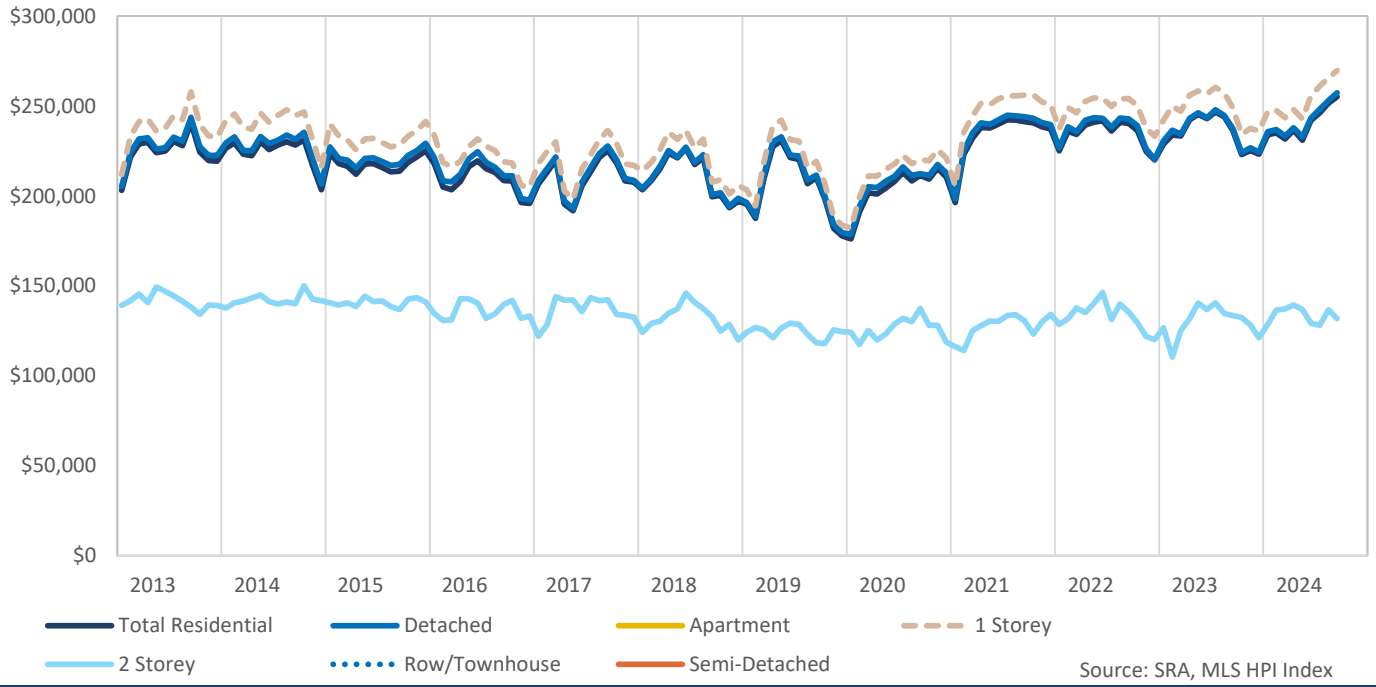




Detached Pricing



Benchmark Price





HPI Benchmark Attributes

	Composite
Bedrooms, Above Ground	3
Bathrooms, Full	2
Bathrooms, Half	0
Garage	Attached, Single width
Gross Living Area, Above Ground (Sq. Ft.)	1156
Lot Size	-
Fireplaces, Number of	0
Year Built	1969
September 2024 Benchmark Price	\$255,100
Detached Share of Sales, Last 3 Years	93%
Semi-Detached Share of Sales, Last 3 Years	-
Apartment Share of Sales, Last 3 Years	-
Townhouse Share of Sales, Last 3 Years	-

	Detached	1 Storey	2 Storey
Bedrooms, Above Ground	3	3	3
Bathrooms, Full	2	2	2
Bathrooms, Half	0	0	0
Garage	Attached, Single width	Attached, Single width	Attached, Single width
Gross Living Area, Above Ground (Sq. Ft.)	1156	1152	1439
Lot Size	7075	7150	6439
Fireplaces, Number of	0	0	0
Year Built	1967	1973	1949
September 2024 Benchmark Price	\$257,300	\$269,700	\$131,800
Share of Total Sales, Last 3 Years	93%	89%	11%

	Semi-Detached	Row/Townhouse	Apartment
Bedrooms, Above Ground	-	-	-
Bathrooms, Full	-	-	-
Bathrooms, Half	-	-	-
Garage	-	-	-
Gross Living Area, Above Ground (Sq. Ft.)	-	-	-
Fireplaces, Number of	-	-	-
Year Built	-	-	-
September 2024 Benchmark Price	-	-	-
Share of Total Sales, Last 3 Years	-	-	-

YORKTON

	Sales	Y/Y%	New Listings	Y/Y%	S/NL Ratio	Inventory	Y/Y%	Months of Supply	DOM	SP/LP	Benchmark Price	Y/Y%	Median Price	Y/Y%	Average Price	Y/Y%	Index
Jan-13	14	17%	26	-26%	0.54	99	2%	7.07	116	94.4%	203,000	12.5%	204,500	1.4%	190,286	-12.9%	278.8
Feb-13	21	11%	24	14%	0.88	89	-5%	4.24	79	94.8%	221,600	17.6%	242,000	40.7%	252,390	45.9%	304.4
Mar-13	8	-62%	32	0%	0.25	107	9%	13.38	70	95.5%	228,900	16.0%	241,250	25.0%	248,988	7.6%	314.4
Apr-13	21	-9%	37	68%	0.57	114	34%	5.43	72	95.8%	229,800	14.2%	224,000	20.4%	247,050	28.1%	315.7
May-13	29	4%	51	11%	0.57	122	40%	4.21	83	90.0%	224,100	11.4%	190,000	11.1%	217,131	6.8%	307.8
Jun-13	30	43%	51	21%	0.59	133	41%	4.43	61	95.4%	224,800	9.2%	249,500	31.3%	276,364	54.9%	308.8
Jul-13	21	-19%	40	11%	0.53	137	51%	6.52	66	95.0%	230,300	11.0%	250,000	0.6%	251,686	-1.7%	316.3
Aug-13	24	20%	44	29%	0.55	144	67%	6.00	56	96.8%	228,000	5.8%	220,000	2.3%	213,094	-5.6%	313.2
Sep-13	19	19%	34	0%	0.56	140	43%	7.37	69	94.3%	240,600	11.8%	180,000	6.8%	180,868	-5.2%	330.5
Oct-13	15	-40%	33	3%	0.45	133	46%	8.87	90	86.2%	224,400	2.8%	215,000	16.8%	229,467	15.4%	308.2
Nov-13	11	57%	19	-37%	0.58	120	14%	10.91	128	94.8%	219,700	3.8%	233,000	33.1%	199,253	-5.0%	301.8
Dec-13	16	33%	22	100%	0.73	105	12%	6.56	83	95.2%	219,300	5.7%	259,893	23.0%	291,574	15.9%	301.2
2013	229	0%	413	10%	0.55	120	29%	6.30	77	94.0%	224,542	10.0%	220,000	15.8%	235,227	12.0%	308.4
Jan-14	14	0%	36	38%	0.39	109	10%	7.79	87	95.2%	226,500	11.6%	203,750	-0.4%	217,714	14.4%	311.1
Feb-14	14	-33%	20	-17%	0.70	105	18%	7.50	64	95.8%	229,500	3.6%	210,000	-13.2%	248,143	-1.7%	315.2
Mar-14	16	100%	37	16%	0.43	116	8%	7.25	79	93.8%	223,200	-2.5%	250,750	3.9%	244,500	-1.8%	306.6
Apr-14	27	29%	34	-8%	0.79	115	1%	4.26	115	94.8%	222,400	-3.2%	242,500	8.3%	248,399	0.5%	305.5
May-14	22	-24%	51	0%	0.43	130	7%	5.91	81	95.3%	230,100	2.7%	182,750	-3.8%	227,432	4.7%	316.1
Jun-14	17	-43%	45	-12%	0.38	138	4%	8.12	56	95.9%	225,800	0.4%	230,000	-7.8%	275,746	-0.2%	310.2
Jul-14	33	57%	54	35%	0.61	141	3%	4.27	92	93.5%	228,300	-0.9%	187,500	-25.0%	209,206	-16.9%	313.6
Aug-14	23	-4%	42	-5%	0.55	140	-3%	6.09	90	94.8%	230,200	1.0%	182,000	-17.3%	206,883	-2.9%	316.2
Sep-14	19	0%	52	53%	0.37	146	4%	7.68	52	94.1%	228,200	-5.2%	228,000	26.7%	202,211	11.8%	313.5
Oct-14	16	7%	27	-18%	0.59	139	5%	8.69	59	92.6%	231,100	3.0%	177,500	-17.4%	200,297	-12.7%	317.4
Nov-14	11	0%	42	121%	0.26	148	23%	13.45	90	94.4%	216,900	-1.3%	230,000	-1.3%	245,818	23.4%	297.9
Dec-14	12	-25%	17	-23%	0.71	127	21%	10.58	86	96.0%	203,400	-7.3%	228,500	-12.1%	249,450	-14.4%	279.4
2014	224	-2%	457	11%	0.49	130	8%	6.94	82	94.6%	224,633	0.0%	212,500	-3.4%	228,742	-2.8%	308.6
Jan-15	9	-36%	32	-11%	0.28	137	26%	15.22	82	94.8%	223,700	-1.2%	175,000	-14.1%	199,398	-8.4%	307.3
Feb-15	17	21%	41	105%	0.41	149	42%	8.76	65	95.2%	217,900	-5.1%	240,000	14.3%	262,396	5.7%	299.3
Mar-15	20	25%	45	22%	0.44	163	41%	8.15	113	93.6%	216,400	-3.0%	180,000	-28.2%	209,667	-14.2%	297.3
Apr-15	27	0%	39	15%	0.69	159	38%	5.89	97	93.5%	212,000	-4.7%	205,000	-15.5%	233,365	-6.1%	291.2
May-15	27	23%	54	6%	0.50	173	33%	6.41	99	96.0%	217,800	-5.3%	219,000	19.8%	257,380	13.2%	299.2
Jun-15	32	88%	44	-2%	0.73	161	17%	5.03	83	95.9%	218,000	-3.5%	235,700	2.5%	239,064	-13.3%	299.5
Jul-15	22	-33%	53	-2%	0.42	174	23%	7.91	89	96.4%	215,700	-5.5%	239,613	27.8%	269,471	28.8%	296.3
Aug-15	21	-9%	37	-12%	0.57	164	17%	7.81	65	93.4%	213,400	-7.3%	189,000	3.8%	212,784	2.9%	293.1
Sep-15	23	21%	51	-2%	0.45	156	7%	6.78	87	95.1%	213,700	-6.4%	240,000	5.3%	247,228	22.3%	293.5
Oct-15	15	-6%	30	11%	0.50	137	-1%	9.13	93	95.1%	218,600	-5.4%	263,000	48.2%	282,520	41.1%	300.3
Nov-15	17	55%	56	33%	0.30	164	11%	9.65	72	95.5%	221,600	2.2%	210,000	-8.7%	202,522	-17.6%	304.4
Dec-15	11	-8%	18	6%	0.61	152	20%	13.82	140	94.8%	225,100	10.7%	224,000	-2.0%	250,382	0.4%	309.2
2015	241	8%	500	9%	0.48	157	22%	7.84	89	95.0%	217,825	-3.0%	222,000	4.5%	240,111	5.0%	299.2
Jan-16	12	33%	41	28%	0.29	152	11%	12.67	73	95.8%	217,900	-2.6%	198,592	13.5%	200,555	0.6%	299.3
Feb-16	21	24%	34	-17%	0.62	155	4%	7.38	93	95.2%	204,900	-6.0%	188,000	-21.7%	190,862	-27.3%	281.5
Mar-16	16	-20%	41	-9%	0.39	167	2%	10.44	67	93.8%	203,500	-6.0%	237,500	31.9%	256,250	22.2%	279.5
Apr-16	19	-30%	39	0%	0.49	167	5%	8.79	79	95.3%	207,900	-1.9%	225,000	9.8%	240,074	2.9%	285.6
May-16	23	-15%	57	6%	0.40	175	1%	7.61	75	95.4%	216,200	-0.7%	245,000	11.9%	248,822	-3.3%	297.0
Jun-16	20	-38%	35	-20%	0.57	169	5%	8.45	88	95.5%	219,500	0.7%	248,582	5.5%	258,503	8.1%	301.5
Jul-16	16	-27%	36	-32%	0.44	165	-5%	10.31	116	94.3%	215,100	-0.3%	205,000	-14.4%	234,125	-13.1%	295.5
Aug-16	33	57%	33	-11%	1.00	145	-12%	4.39	87	94.0%	213,100	-0.1%	213,500	13.0%	243,247	14.3%	292.7
Sep-16	21	-9%	38	-25%	0.55	142	-9%	6.76	68	92.9%	208,500	-2.4%	185,000	-22.9%	182,010	-26.4%	286.4
Oct-16	13	-13%	34	13%	0.38	139	1%	10.69	68	94.3%	208,400	-4.7%	181,000	-31.2%	197,965	-29.9%	286.3
Nov-16	19	12%	29	-48%	0.66	119	-27%	6.26	74	93.4%	196,400	-11.4%	155,000	-26.2%	207,253	2.3%	269.8
Dec-16	11	0%	20	11%	0.55	112	-26%	10.18	69	94.4%	195,800	-13.0%	226,000	0.9%	210,718	-15.8%	269.0
2016	224	-7%	437	-13%	0.51	151	-4%	8.07	81	94.5%	208,933	-4.1%	217,342	-2.1%	224,972	-6.3%	287.0
Jan-17	15	25%	36	-12%	0.42	123	-19%	8.20	85	95.9%	206,700	-5.1%	234,900	18.3%	233,310	16.3%	283.9
Feb-17	21	0%	36	6%	0.58	128	-17%	6.10	61	95.0%	213,100	4.0%	160,000	-14.9%	226,990	18.9%	292.7
Mar-17	19	19%	54	32%	0.35	146	-13%	7.68	94	93.9%	220,000	8.1%	221,500	-6.7%	196,279	-23.4%	302.2
Apr-17	12	-37%	56	44%	0.21	179	7%	14.92	80	97.6%	195,500	-6.0%	140,450	-37.6%	163,687	-31.8%	268.5
May-17	28	22%	53	-7%	0.53	185	6%	6.61	64	95.1%	191,800	-11.3%	194,000	-20.8%	232,679	-6.5%	263.5
Jun-17	32	60%	58	66%	0.55	174	3%	5.44	65	95.1%	205,700	-6.3%	223,750	-10.0%	241,858	-6.4%	282.6
Jul-17	25	56%	58	61%	0.43	184	12%	7.36	41	95.2%	213,200	-0.9%	195,000	-4.9%	257,398	9.9%	292.9
Aug-17	20	-39%	44	33%	0.45	181	25%	9.05	67	96.3%	221,300	3.8%	227,500	6.6%	257,465	5.8%	304.0
Sep-17	17	-19%	42	11%	0.40	185	30%	10.88	65	94.9%	225,300	8.1%	232,000	25.4%	248,253	36.4%	309.5
Oct-17	22	69%	39	15%	0.56	172	24%	7.82	87	95.7%	218,300	4.8%	244,000	34.8%	255,136	28.9%	299.9
Nov-17	18	-5%	25	-14%	0.72	154	29%	8.56	94	95.6%	208,300	6.1%	184,250	18.9%	205,656	-0.8%	286.1
Dec-17	12	9%	21	5%	0.57	140	25%	11.67	116	92.5%	207,600	6.0%	143,500	-36.5%	188,992	-10.3%	285.2
2017	241	8%	522	19%	0.46	163	8%	8.10	73	95.2%	210,567	0.8%	211,000	-2.9%	230,712	2.6%	289.3
Jan-18	11	-27%	36	0%	0.31	145	18%	13.18	67	93.2%	203,400	-1.6%	229,000	-2.5%	186,127	-20.2%	279.4
Feb-18	11	-48%	42	17%	0.26	151	18%	13.73	78	97.3%	208,500	-2.2%	210,000	31.3%	264,193	16.4%	286.4
Mar-18	18	-5%	38	-30%	0.47	157	8%	8.72	62	95.0%	215,100	-2.2%	206,250	-6.9%	219,331	11.7%	295.5
Apr-18	19	58%	50	-11%	0.38	170	-5%	8.95	87	95.5%	223,900	14.5%	194,700	38.6%	206,763	26.3%	307.6
May-18	23	-18%	60	13%	0.38	198	7%	8.61	86	95.8%	221,100	15.3%	219,000	12.9%	237,039	1.9%	303.7
Jun-18	22	-31%	61	5%	0.36	204	17%	9.27	74	95.8%	226,400	10.1%	204,000	-8.8%	217,545	-10.1%	311.0
Jul-18	18	-28%	58	0%	0.31	226	23%	12.56	64	92.4%	217,500	2.0%	156,000	-20.0%	165,156	-35.8%	298.8
Aug-18	23	15%	40	-9%	0.58	209	15%										

YORKTON																	
	Sales	Y/Y%	New Listings	Y/Y%	S/NL Ratio	Inventory	Y/Y%	Months of Supply	DOM	SP/LP	Benchmark Price	Y/Y%	Median Price	Y/Y%	Average Price	Y/Y%	Index
Jan-19	9	-18%	35	-3%	0.26	143	-1%	15.89	82	92.9%	195,400	-3.9%	172,000	-24.9%	232,767	25.1%	268.4
Feb-19	5	-55%	27	-36%	0.19	153	1%	30.60	137	92.9%	187,600	-10.0%	164,500	-21.7%	239,100	-9.5%	257.7
Mar-19	9	-50%	50	32%	0.18	176	12%	19.56	107	96.0%	209,900	-2.4%	325,000	57.6%	304,398	38.8%	288.3
Apr-19	21	11%	48	-4%	0.44	188	11%	8.95	82	94.4%	227,500	1.6%	215,777	10.8%	263,151	27.3%	312.5
May-19	15	-35%	54	-10%	0.28	213	8%	14.20	43	94.9%	230,800	4.4%	240,000	9.6%	258,967	9.3%	317.0
Jun-19	26	18%	35	-43%	0.74	203	0%	7.81	105	94.8%	221,300	-2.3%	219,250	7.5%	204,827	-5.8%	304.0
Jul-19	22	22%	41	-29%	0.54	199	-12%	9.05	68	94.9%	220,400	1.3%	221,000	41.7%	237,041	43.5%	302.7
Aug-19	21	-9%	50	25%	0.42	209	0%	9.95	99	95.8%	206,800	-6.5%	204,600	4.2%	233,967	22.7%	284.1
Sep-19	21	11%	33	-11%	0.64	198	-3%	9.43	80	94.6%	210,100	5.3%	200,000	21.2%	184,857	-5.0%	288.6
Oct-19	19	0%	29	4%	0.66	180	-2%	9.47	110	93.8%	198,400	-0.9%	202,500	-19.0%	237,771	-10.1%	272.5
Nov-19	13	-24%	29	21%	0.45	170	1%	13.08	122	93.0%	182,000	-5.9%	190,000	-25.5%	188,654	-21.8%	250.0
Dec-19	10	11%	13	-7%	0.77	154	15%	15.40	176	93.6%	177,800	-9.7%	243,900	-0.4%	266,230	12.0%	244.2
2019	191	-9%	444	-9%	0.43	182	2%	11.45	95	94.5%	205,667	-2.4%	215,000	2.4%	232,507	7.1%	282.5
Jan-20	9	0%	26	-26%	0.35	148	3%	16.44	138	92.2%	176,100	-9.9%	195,000	13.4%	190,767	-18.0%	241.9
Feb-20	8	60%	39	44%	0.21	158	3%	19.75	93	94.1%	191,000	1.8%	289,900	76.2%	242,963	1.6%	262.4
Mar-20	16	78%	43	-14%	0.37	171	-3%	10.69	109	93.8%	201,700	-3.9%	154,000	-52.6%	167,069	-45.1%	277.1
Apr-20	15	-29%	30	-38%	0.50	176	-6%	11.73	112	94.5%	201,100	-11.6%	202,000	-6.4%	193,972	-26.3%	276.2
May-20	24	60%	35	-35%	0.69	175	-18%	7.29	101	95.1%	204,300	-11.5%	220,350	-8.2%	241,263	-6.8%	280.6
Jun-20	39	50%	44	26%	0.89	165	-19%	4.23	101	95.0%	207,900	-6.1%	192,000	-12.4%	197,146	-3.7%	285.6
Jul-20	25	14%	47	15%	0.53	169	-15%	6.76	106	96.1%	213,000	-3.4%	215,000	-2.7%	236,458	-0.2%	292.6
Aug-20	29	38%	41	-18%	0.71	162	-22%	5.59	102	94.7%	208,300	0.7%	170,000	-16.9%	197,790	-15.5%	286.1
Sep-20	29	38%	30	-9%	0.97	151	-24%	5.21	96	95.2%	211,300	0.6%	230,000	15.0%	237,674	28.6%	290.2
Oct-20	26	37%	29	0%	0.90	135	-25%	5.19	76	95.2%	209,400	5.5%	194,500	-4.0%	217,454	-8.5%	287.6
Nov-20	19	46%	19	-34%	1.00	118	-31%	6.21	87	94.2%	215,500	18.4%	223,000	17.4%	234,905	24.5%	296.0
Dec-20	12	20%	9	-31%	1.33	95	-38%	7.92	85	93.0%	210,300	18.3%	175,000	-28.2%	183,917	-30.9%	288.9
2020	251	31%	392	-12%	0.64	152	-17%	7.26	99	94.8%	204,158	-0.7%	208,000	-3.3%	213,491	-8.2%	280.4
Jan-21	16	78%	28	8%	0.57	99	-33%	6.19	116	93.0%	196,400	11.5%	183,500	-5.9%	183,425	-3.8%	269.8
Feb-21	23	188%	32	-18%	0.72	99	-37%	4.30	82	96.1%	223,000	16.8%	241,000	-16.9%	260,600	7.3%	306.3
Mar-21	26	63%	64	49%	0.41	126	-26%	4.85	76	95.8%	232,100	15.1%	202,500	31.5%	256,750	53.7%	318.8
Apr-21	42	180%	44	47%	0.95	118	-33%	2.81	59	95.7%	238,000	18.3%	232,000	14.9%	240,445	24.0%	326.9
May-21	33	38%	34	-3%	0.97	107	-39%	3.24	56	97.1%	237,800	16.4%	245,000	11.2%	281,309	16.6%	326.6
Jun-21	27	-31%	47	7%	0.57	115	-30%	4.26	62	97.2%	240,000	15.4%	225,000	17.2%	233,103	18.2%	329.7
Jul-21	19	-24%	44	-6%	0.43	126	-25%	6.63	58	95.1%	242,300	13.8%	205,500	-4.4%	222,321	-6.0%	332.8
Aug-21	30	3%	51	24%	0.59	132	-19%	4.40	55	94.1%	242,200	16.3%	171,500	0.9%	205,860	4.1%	332.7
Sep-21	37	28%	46	53%	0.80	126	-17%	3.41	49	96.7%	241,300	14.2%	217,500	-5.4%	265,064	11.5%	331.5
Oct-21	25	-4%	30	3%	0.83	119	-12%	4.76	58	96.5%	240,600	14.9%	240,000	23.4%	242,072	11.3%	330.5
Nov-21	22	16%	27	42%	0.81	114	-3%	5.18	71	95.9%	238,400	10.6%	221,250	-0.8%	249,294	6.1%	327.5
Dec-21	14	17%	16	78%	0.88	100	5%	7.14	45	96.5%	237,300	12.8%	182,000	4.0%	163,507	-11.1%	326.0
2021	314	25%	463	18%	0.68	115	-24%	4.40	63	96.0%	234,117	14.7%	215,001	3.4%	239,848	12.3%	321.6
Jan-22	14	-13%	18	-36%	0.78	93	-6%	6.64	71	95.7%	225,000	14.6%	216,250	17.8%	272,750	48.7%	309.1
Feb-22	18	-22%	26	-19%	0.69	89	-10%	4.94	72	95.8%	235,800	5.7%	236,750	-1.8%	253,139	-2.9%	323.9
Mar-22	19	-27%	29	-55%	0.66	87	-31%	4.58	67	96.7%	234,100	0.9%	218,500	7.9%	242,700	-5.5%	321.6
Apr-22	19	-55%	46	5%	0.41	106	-10%	5.58	54	95.8%	239,400	0.6%	245,000	5.6%	232,579	-3.3%	328.8
May-22	31	-6%	42	24%	0.74	111	4%	3.58	70	95.9%	241,000	1.3%	220,000	-10.2%	215,700	-23.3%	331.0
Jun-22	34	26%	44	-6%	0.77	108	-6%	3.18	54	97.2%	241,800	0.8%	239,900	6.6%	261,862	12.3%	332.1
Jul-22	16	-16%	33	-25%	0.48	117	-7%	7.31	33	97.7%	236,100	-2.6%	227,000	10.5%	287,694	29.4%	324.3
Aug-22	25	-17%	41	-20%	0.61	120	-9%	4.80	70	95.9%	240,900	-0.5%	249,000	45.2%	261,616	27.1%	330.9
Sep-22	16	-57%	33	-28%	0.48	117	-7%	7.31	46	94.0%	240,300	-0.4%	196,300	-9.7%	213,094	-19.6%	330.1
Oct-22	23	-8%	32	7%	0.72	109	-8%	4.74	60	94.0%	236,300	-1.8%	188,000	-21.7%	224,400	-7.3%	324.6
Nov-22	16	-27%	22	-19%	0.73	106	-7%	6.63	59	95.2%	224,700	-5.7%	222,000	0.3%	221,909	-11.0%	308.7
Dec-22	13	-7%	12	-25%	1.08	89	-11%	6.85	73	93.5%	220,000	-7.3%	175,000	-3.8%	192,577	17.8%	302.2
2022	244	-22%	378	-18%	0.65	104	-9%	5.13	61	95.9%	234,617	0.2%	222,750	3.6%	240,834	0.4%	322.3
Jan-23	18	29%	24	33%	0.75	83	-11%	4.61	64	95.2%	228,800	1.7%	207,000	-4.3%	195,747	-28.2%	314.3
Feb-23	24	33%	21	-19%	1.14	74	-17%	3.08	96	94.5%	233,800	-0.8%	168,500	-28.8%	167,571	-33.8%	321.2
Mar-23	23	21%	34	17%	0.68	77	-11%	3.35	57	95.9%	233,400	-0.3%	230,000	5.3%	267,516	10.2%	320.6
Apr-23	23	21%	32	-30%	0.72	82	-23%	3.57	69	96.4%	242,300	1.2%	195,000	-20.4%	228,426	-1.8%	332.8
May-23	32	3%	52	24%	0.62	96	-14%	3.00	63	96.4%	245,400	1.8%	247,000	12.3%	245,947	14.0%	337.1
Jun-23	28	-18%	35	-20%	0.80	94	-13%	3.36	37	96.7%	243,000	0.5%	191,750	-20.1%	217,971	-16.8%	333.8
Jul-23	28	75%	34	3%	0.82	89	-24%	3.18	64	96.3%	246,700	4.5%	236,000	4.0%	241,791	-16.0%	338.9
Aug-23	29	16%	41	0%	0.71	96	-20%	3.31	59	96.1%	243,900	1.2%	225,000	-9.6%	246,209	-5.9%	335.0
Sep-23	23	44%	25	-24%	0.92	93	-21%	4.04	57	95.5%	236,300	-1.7%	149,900	-23.6%	221,465	3.9%	324.6
Oct-23	16	-30%	25	-22%	0.64	89	-18%	5.56	58	93.8%	223,000	-5.6%	165,000	-12.2%	170,500	-24.0%	306.3
Nov-23	16	0%	23	5%	0.70	81	-24%	5.06	84	95.2%	225,300	0.3%	222,500	0.2%	213,288	-3.9%	309.5
Dec-23	17	31%	18	50%	0.94	70	-21%	4.12	60	94.8%	223,200	1.5%	219,800	25.6%	220,700	14.6%	306.6
2023	277	14%	364	-4%	0.76	85	-18%	3.70	63	95.8%	235,425	0.3%	219,000	-1.7%	223,183	-7.3%	323.4
Jan-24	16	-11%	20	-17%	0.80	63	-24%	3.94	95	95.1%	234,000	2.3%	227,500	9.9%	227,713	16.3%	321.4
Feb-24	20	-17%	25	19%	0.80	64	-14%	3.20	86	95.1%	235,100	0.6%	232,450	38.0%	233,545	39.4%	322.9
Mar-24	15	-35%	19	-44%	0.79	64	-17%	4.27	54	95.2%	231,700	-0.7%	187,000	-18.7%	203,313	-24.0%	318.3
Apr-24	22	-4%	36	13%	0.61	74	-10%	3.36	51	96.2%	236,600	-2.4%	284,950	46.1%	294,195	28.8%	325.0
May-24	27	-16%	50	-4%	0.54	87	-9%	3.22	52	94.2%	230,900	-5.9%	205,000	-17.0%	204,419	-16.9%	317.2
Jun-24	19	-32%	33	-6%	0.58	89	-5%	4.68	36	95.8%	241,900	-0.5%	209,000	9.0%	244,153	12.0%	332.3
Jul-24	26	-7%	36	6%	0.72	93	4%	3.58	69	96.3%	246,200	-0.2%	215,000	-8.9%	236,396	-2.2%	338.2
Aug-24	33	14%	30	-27%	1.10	83	-14%	2.52	55	95.7%	251,500						

YORKTON

	Sales	Y/Y%	New Listings	Y/Y%	S/NL Ratio	Inventory	Y/Y%	Months of Supply	DOM	SP/LP	Benchmark Price	Y/Y%	Median Price	Y/Y%	Average Price	Y/Y%	Index
Jan-13	11	0%	26	-16%	0.42	86	-1%	7.82	89	93.6%	205,300	13.0%	198,000	-10.0%	180,909	-20.2%	275.9
Feb-13	19	6%	18	-5%	1.06	77	-8%	4.05	76	95.1%	224,200	17.9%	242,000	39.1%	254,484	41.2%	301.3
Mar-13	7	-67%	31	3%	0.23	95	9%	13.57	77	94.8%	231,700	16.1%	237,500	23.1%	235,914	2.0%	311.4
Apr-13	17	-26%	33	65%	0.52	103	37%	6.06	52	95.7%	232,300	14.3%	222,750	19.8%	245,974	27.5%	312.2
May-13	28	12%	48	12%	0.58	109	40%	3.89	83	89.8%	226,000	11.2%	199,500	12.7%	219,707	2.9%	303.8
Jun-13	30	43%	45	22%	0.67	115	40%	3.83	61	95.4%	226,800	8.7%	249,500	31.3%	276,364	54.9%	304.8
Jul-13	20	-23%	35	6%	0.57	117	48%	5.85	68	95.2%	232,600	10.5%	254,250	2.3%	258,271	0.9%	312.6
Aug-13	20	11%	43	30%	0.47	127	65%	6.35	52	97.2%	230,400	5.7%	221,450	3.0%	220,413	-1.8%	309.7
Sep-13	17	31%	29	-6%	0.59	124	39%	7.29	70	94.4%	243,700	11.5%	185,000	7.6%	196,176	-3.8%	327.6
Oct-13	12	-50%	29	7%	0.41	120	54%	10.00	88	93.6%	227,400	2.9%	209,000	10.6%	227,833	11.4%	305.6
Nov-13	9	80%	15	-40%	0.60	110	24%	12.22	124	94.4%	222,500	4.1%	233,000	-3.7%	197,976	-22.1%	299.1
Dec-13	15	36%	19	11%	0.79	95	22%	6.33	87	95.2%	222,600	5.5%	280,000	30.2%	296,012	10.7%	299.2
2013	205	-5%	371	10%	0.55	107	30%	6.23	74	94.5%	227,125	9.9%	220,000	13.4%	238,856	10.7%	305.3
Jan-14	13	18%	28	8%	0.46	94	9%	7.23	92	94.6%	229,500	11.8%	188,500	-4.8%	206,577	14.2%	308.5
Feb-14	12	-37%	16	-11%	0.75	88	14%	7.33	65	95.8%	232,800	3.8%	210,000	-13.2%	251,917	-1.0%	312.9
Mar-14	13	86%	34	10%	0.38	99	4%	7.62	88	94.5%	225,200	-2.8%	238,000	0.2%	218,231	-7.5%	302.7
Apr-14	26	53%	29	-12%	0.90	96	-7%	3.69	115	94.8%	225,100	-3.1%	244,000	9.5%	254,492	3.5%	302.6
May-14	17	-39%	46	-4%	0.37	112	3%	6.59	82	95.7%	233,000	3.1%	210,000	5.3%	263,029	19.7%	313.2
Jun-14	16	-47%	43	-4%	0.37	119	3%	7.44	59	95.7%	229,100	1.0%	260,000	4.2%	278,731	0.9%	307.9
Jul-14	29	45%	51	46%	0.57	127	9%	4.38	87	93.9%	231,000	-0.7%	189,000	-25.7%	214,028	-17.1%	310.5
Aug-14	22	10%	38	-12%	0.58	127	0%	5.77	86	94.8%	233,900	1.5%	180,000	-18.7%	203,332	-7.7%	314.4
Sep-14	17	0%	43	48%	0.40	128	3%	7.53	53	94.3%	231,500	-5.0%	230,000	24.3%	209,941	7.0%	311.2
Oct-14	14	17%	23	-21%	0.61	119	-1%	8.50	59	92.0%	235,400	3.5%	177,500	-15.1%	200,696	-11.9%	316.4
Nov-14	11	22%	17	13%	0.65	105	-5%	9.55	90	94.4%	220,700	-0.8%	230,000	-1.3%	245,818	24.2%	296.6
Dec-14	12	-20%	13	-32%	0.92	86	-9%	7.17	86	96.0%	206,600	-7.2%	228,500	-18.4%	249,450	-15.7%	277.7
2014	202	-1%	381	3%	0.53	108	2%	6.44	82	94.7%	227,817	0.3%	215,000	-2.3%	231,929	-2.9%	306.2
Jan-15	7	-46%	30	7%	0.23	98	4%	14.00	91	93.5%	227,200	-1.0%	175,000	-7.2%	199,843	-3.3%	305.4
Feb-15	11	-8%	37	131%	0.30	115	31%	10.45	62	94.1%	220,900	-5.1%	265,000	26.2%	285,341	13.3%	296.9
Mar-15	17	31%	34	0%	0.50	125	26%	7.35	116	92.8%	219,800	-2.4%	170,000	-28.6%	209,351	-4.1%	295.4
Apr-15	23	-12%	33	14%	0.70	122	27%	5.30	103	93.3%	215,600	-4.2%	205,000	-16.0%	238,087	-6.4%	289.8
May-15	24	41%	48	4%	0.50	135	21%	5.63	95	95.8%	220,800	-5.2%	226,000	7.6%	266,063	1.2%	296.8
Jun-15	25	56%	41	-5%	0.61	131	10%	5.24	67	95.5%	221,100	-3.5%	239,900	-7.7%	240,784	-13.6%	297.2
Jul-15	18	-38%	47	-8%	0.38	144	13%	8.00	73	95.8%	219,200	-5.1%	236,450	25.1%	279,244	30.5%	294.6
Aug-15	19	-14%	33	-13%	0.58	136	7%	7.16	55	93.1%	216,900	-7.3%	189,000	5.0%	213,639	5.1%	291.5
Sep-15	18	6%	39	-9%	0.46	130	2%	7.22	68	95.0%	217,400	-6.1%	226,250	-1.6%	244,118	16.3%	292.2
Oct-15	13	-7%	29	26%	0.45	117	-2%	9.00	101	95.0%	222,500	-5.5%	263,000	48.2%	294,838	46.9%	299.1
Nov-15	15	36%	30	76%	0.50	122	16%	8.13	75	95.3%	225,300	2.1%	210,000	-8.7%	201,800	-17.9%	302.8
Dec-15	10	-17%	18	38%	0.56	118	37%	11.80	118	94.9%	229,300	11.0%	228,500	0.0%	253,020	1.4%	308.2
2015	200	-1%	419	10%	0.48	124	15%	7.47	84	94.6%	221,333	-2.8%	219,500	2.1%	244,237	5.3%	297.5
Jan-16	10	43%	22	-27%	0.45	116	18%	11.60	75	94.8%	221,400	-2.6%	167,000	-4.6%	192,580	-3.6%	297.6
Feb-16	19	73%	31	-16%	0.61	119	3%	6.26	96	94.9%	208,300	-5.7%	175,000	-34.0%	185,532	-35.0%	280.0
Mar-16	15	-12%	36	6%	0.42	130	4%	8.67	70	93.7%	207,800	-5.5%	230,000	35.3%	257,000	22.0%	279.3
Apr-16	18	-22%	37	12%	0.49	133	9%	7.39	78	95.0%	212,100	-1.6%	225,000	9.8%	234,244	-1.6%	285.1
May-16	23	-4%	52	8%	0.44	150	11%	6.52	75	95.4%	220,700	0.0%	245,000	8.4%	248,822	-6.5%	296.6
Jun-16	18	-28%	32	-22%	0.56	145	11%	8.06	83	95.3%	224,500	1.5%	244,000	1.7%	258,772	7.5%	301.7
Jul-16	14	-22%	29	-38%	0.48	140	-3%	10.00	123	94.1%	218,600	-0.3%	205,000	-13.3%	233,500	-16.4%	293.8
Aug-16	29	53%	30	-9%	0.97	122	-10%	4.21	81	93.4%	216,000	-0.4%	200,000	5.8%	239,560	12.1%	290.3
Sep-16	19	6%	28	-28%	0.68	117	-10%	6.16	74	92.4%	211,200	-2.9%	187,000	-17.3%	186,442	-23.6%	283.9
Oct-16	13	0%	27	-7%	0.48	112	-4%	8.62	68	94.3%	211,200	-5.1%	181,000	-31.2%	197,965	-32.9%	283.9
Nov-16	15	0%	26	-13%	0.58	96	-21%	6.40	81	92.3%	198,600	-11.9%	155,000	-26.2%	200,700	-0.5%	266.9
Dec-16	10	0%	17	-6%	0.59	87	-26%	8.70	63	93.9%	197,600	-13.8%	202,500	-11.4%	206,290	-18.5%	265.6
2016	203	2%	367	-12%	0.55	122	-2%	7.23	81	94.2%	212,333	-4.1%	213,500	-2.7%	223,196	-8.8%	285.4
Jan-17	14	40%	28	27%	0.50	94	-19%	6.71	89	95.4%	208,600	-5.8%	231,950	38.9%	223,886	16.3%	280.4
Feb-17	9	-53%	25	-19%	0.36	103	-13%	11.44	68	93.3%	215,100	3.3%	340,000	94.3%	312,333	68.3%	289.1
Mar-17	15	0%	44	22%	0.34	118	-9%	7.87	97	93.3%	221,700	6.7%	221,500	-3.7%	203,367	-20.9%	298.0
Apr-17	7	-61%	45	22%	0.16	148	11%	21.14	112	96.5%	197,300	-7.0%	160,000	-28.9%	192,786	-17.7%	265.2
May-17	24	4%	48	-8%	0.50	155	3%	6.46	64	95.4%	192,900	-12.6%	218,500	-10.8%	242,917	-2.4%	259.3
Jun-17	30	67%	49	53%	0.61	143	-1%	4.77	61	95.1%	207,600	-7.5%	211,750	-13.2%	238,592	-7.8%	279.0
Jul-17	24	71%	51	76%	0.47	153	9%	6.38	40	95.6%	215,600	-1.4%	195,250	-4.8%	262,415	12.4%	289.8
Aug-17	17	-41%	38	27%	0.45	151	24%	8.88	62	96.9%	223,500	3.5%	235,000	17.5%	288,194	20.3%	300.4
Sep-17	14	-26%	30	7%	0.47	151	29%	10.79	71	94.7%	227,700	7.8%	207,950	11.2%	234,879	26.0%	306.0
Oct-17	22	69%	35	30%	0.63	138	23%	6.27	87	95.7%	220,200	4.3%	244,000	34.8%	255,136	28.9%	296.0
Nov-17	15	0%	21	-19%	0.71	122	27%	8.13	92	95.2%	209,600	5.5%	185,000	19.4%	212,220	5.7%	281.7
Dec-17	10	0%	13	-24%	0.77	107	23%	10.70	123	92.3%	208,600	5.6%	143,500	-29.1%	189,890	-7.9%	280.4
2017	201	-1%	427	16%	0.47	132	8%	7.88	75	95.1%	212,367	0.0%	219,000	2.6%	241,363	8.1%	285.4
Jan-18	10	-29%	27	-4%	0.37	111	18%	11.10	73	93.0%	204,300	-2.1%	238,500	2.8%	190,440	-14.9%	274.6
Feb-18	11	22%	36	44%	0.31	112	9%	10.18	78	97.3%	209,500	-2.6%	210,000	-38.2%	264,193	-15.4%	281.6
Mar-18	14	-7%	34	-23%	0.41	122	3%	8.71	53	95.8%	216,600	-2.3%	206,250	-6.9%	221,854	9.1%	291.1
Apr-18	15	114%	43	-4%	0.35	136	-8%	9.07	83	95.5%	225,300	14.2%	194,700	21.7%	215,307	11.7%	302.8
May-18	20	-17%	46	-4%	0.43	156	1%	7.80	73	96.2%	221,700	14.9%	209,000	-4.3%	235,295	-3.1%	298.0
Jun-18	18	-40%	50	2%	0.36	162	13%	9.00	71	95.6%	227,100	9.4%	204,000	-3.7%	225,389	-5.5%	305.2
Jul-18	17	-29%	53	4%	0.32	186	22%	10.94	66	92.3%	218,600	1.4%	162,000	-17.0%	171,488	-34.6%	293.8
Aug-18	20	18%	32	-16%	0.63	173	15%	8.65	55	94.4%	222,80						

YORKTON

	Sales	Y/Y%	New Listings	Y/Y%	S/NL Ratio	Inventory	Y/Y%	Months of Supply	DOM	SP/LP	Benchmark Price	Y/Y%	Median Price	Y/Y%	Average Price	Y/Y%	Index
Jan-19	8	-20%	28	4%	0.29	111	0%	13.88	90	92.6%	196,300	-3.9%	186,000	-22.0%	243,738	28.0%	263.8
Feb-19	4	-64%	23	-36%	0.17	122	9%	30.50	155	95.6%	188,700	-9.9%	162,250	-22.7%	188,375	-28.7%	253.6
Mar-19	9	-36%	38	12%	0.24	134	10%	14.89	107	96.0%	211,800	-2.2%	325,000	57.6%	304,398	37.2%	284.7
Apr-19	18	20%	38	-12%	0.47	143	5%	7.94	92	95.0%	230,100	2.1%	208,250	7.0%	251,732	16.9%	309.3
May-19	13	-35%	45	-2%	0.29	165	6%	12.69	41	94.7%	232,900	5.1%	240,000	14.8%	273,038	16.0%	313.0
Jun-19	21	17%	31	-38%	0.68	159	-2%	7.57	105	94.4%	222,700	-1.9%	220,000	7.8%	216,781	-3.8%	299.3
Jul-19	19	12%	35	-34%	0.54	154	-17%	8.11	58	95.0%	222,200	1.6%	230,000	42.0%	248,021	44.6%	298.7
Aug-19	18	-10%	43	34%	0.42	166	-4%	9.22	83	96.2%	208,800	-6.3%	187,300	-5.5%	234,183	17.5%	280.6
Sep-19	17	0%	25	0%	0.68	158	-5%	9.29	75	94.7%	211,600	5.4%	200,000	21.2%	191,765	-1.7%	284.4
Oct-19	15	7%	23	28%	0.65	147	1%	9.80	108	93.6%	199,900	-0.9%	202,500	-23.1%	252,010	-11.9%	268.7
Nov-19	10	-38%	22	5%	0.45	136	4%	13.60	110	93.5%	184,100	-5.2%	184,000	-27.1%	181,750	-23.5%	247.4
Dec-19	10	25%	9	-25%	1.11	118	12%	11.80	176	93.6%	179,600	-9.6%	243,900	2.2%	266,230	14.3%	241.4
2019	162	-10%	360	-9%	0.45	143	0%	10.57	93	94.6%	207,392	-2.1%	215,000	1.9%	237,801	7.6%	278.7
Jan-20	9	13%	22	-21%	0.41	114	3%	12.67	138	92.2%	178,600	-9.0%	195,000	4.8%	190,767	-21.7%	240.1
Feb-20	8	100%	29	26%	0.28	119	-2%	14.88	93	94.1%	194,200	2.9%	289,900	78.7%	242,963	29.0%	261.0
Mar-20	14	56%	33	-13%	0.42	128	-4%	9.14	105	93.6%	205,100	-3.2%	181,900	-44.0%	177,257	-41.8%	275.7
Apr-20	12	-33%	27	-29%	0.44	136	-5%	11.33	113	95.3%	204,600	-11.1%	204,000	-2.0%	206,033	-18.2%	275.0
May-20	22	69%	30	-33%	0.73	136	-18%	6.18	109	95.3%	208,200	-10.6%	227,900	-5.0%	246,609	-9.7%	279.8
Jun-20	33	57%	39	26%	0.85	129	-19%	3.91	75	95.1%	210,900	-5.3%	190,000	-13.6%	195,918	-9.6%	283.5
Jul-20	23	21%	44	26%	0.52	137	-11%	5.96	105	96.5%	216,100	-2.7%	215,000	-6.5%	241,589	-2.6%	290.5
Aug-20	25	39%	36	-16%	0.69	131	-21%	5.24	102	94.6%	211,400	1.2%	185,000	-1.2%	205,096	-12.4%	284.1
Sep-20	26	53%	27	8%	0.96	124	-22%	4.77	84	95.2%	212,400	0.4%	218,500	9.3%	235,887	23.0%	285.5
Oct-20	24	60%	26	13%	0.92	108	-27%	4.50	79	95.2%	211,400	5.8%	194,500	-4.0%	211,700	-16.0%	284.1
Nov-20	16	60%	16	-27%	1.00	95	-30%	5.94	73	93.9%	217,400	18.1%	227,750	23.8%	235,406	29.5%	292.2
Dec-20	11	10%	8	-11%	1.38	75	-36%	6.82	74	93.0%	212,700	18.4%	165,000	-32.3%	182,091	-31.6%	285.9
2020	223	38%	337	-6%	0.66	119	-16%	6.42	93	94.8%	206,917	-0.2%	206,000	-4.2%	216,021	-9.2%	278.1
Jan-21	15	67%	25	14%	0.60	81	-29%	5.40	106	92.7%	198,400	11.1%	172,000	-11.8%	180,800	-5.2%	266.7
Feb-21	20	150%	27	-7%	0.74	79	-34%	3.95	77	96.1%	225,000	15.9%	230,000	-20.7%	257,490	6.0%	302.4
Mar-21	23	64%	51	55%	0.45	99	-23%	4.30	63	96.3%	235,000	14.6%	237,000	30.3%	271,326	53.1%	315.9
Apr-21	38	217%	38	41%	1.00	90	-34%	2.37	60	95.6%	240,600	17.6%	221,000	8.3%	241,545	17.2%	323.4
May-21	30	36%	27	-10%	1.11	79	-42%	2.63	57	97.3%	239,700	15.1%	252,000	10.6%	287,240	16.5%	322.2
Jun-21	24	-27%	41	5%	0.59	88	-32%	3.67	54	97.4%	242,300	14.9%	259,500	36.6%	243,075	24.1%	325.7
Jul-21	17	-26%	35	-20%	0.49	95	-31%	5.59	56	95.3%	244,800	13.3%	251,000	16.7%	230,712	-4.5%	329.0
Aug-21	29	16%	43	19%	0.67	100	-24%	3.45	55	94.3%	244,400	15.6%	177,000	-4.3%	212,097	3.4%	328.5
Sep-21	33	27%	35	30%	0.94	90	-27%	2.73	42	97.0%	244,000	14.9%	230,000	5.3%	273,874	16.1%	328.0
Oct-21	23	-4%	28	8%	0.82	87	-19%	3.78	59	96.8%	243,200	15.0%	219,000	12.6%	240,970	13.8%	326.9
Nov-21	18	13%	19	19%	0.95	81	-15%	4.50	58	96.2%	240,700	10.7%	220,000	-3.4%	219,248	-6.9%	323.5
Dec-21	9	-18%	14	75%	0.64	74	-1%	8.22	46	97.4%	239,600	12.6%	195,000	18.2%	170,844	-6.2%	322.0
2021	279	25%	383	14%	0.73	87	-27%	3.74	60	96.1%	236,475	14.3%	215,000	4.4%	243,258	12.6%	312.9
Jan-22	10	-33%	13	-48%	0.77	68	-16%	6.80	65	96.2%	226,800	14.3%	216,250	25.7%	255,050	41.1%	304.8
Feb-22	17	-15%	20	-26%	0.85	62	-22%	3.65	71	95.8%	238,400	6.0%	235,000	2.2%	252,265	-2.0%	320.4
Mar-22	15	-35%	23	-55%	0.65	61	-38%	4.07	63	96.8%	235,700	0.3%	218,500	-7.8%	247,553	-8.8%	316.8
Apr-22	17	-55%	37	-3%	0.46	74	-18%	4.35	48	95.7%	242,100	0.6%	245,000	10.9%	233,441	-3.4%	325.4
May-22	23	-23%	38	41%	0.61	85	8%	3.70	44	95.7%	243,400	1.5%	214,000	-15.1%	215,430	-25.0%	327.2
Jun-22	29	21%	38	-7%	0.76	85	-3%	2.93	48	97.4%	243,200	0.4%	239,800	-7.6%	267,390	10.0%	326.9
Jul-22	16	-6%	28	-20%	0.57	92	-3%	5.75	33	97.7%	238,200	-2.7%	227,000	-9.6%	287,694	24.7%	320.2
Aug-22	21	-28%	35	-19%	0.60	94	-6%	4.48	59	96.0%	243,300	-0.5%	239,000	35.0%	253,257	19.4%	327.0
Sep-22	12	-64%	30	-14%	0.40	95	6%	7.92	41	93.5%	242,800	-0.5%	196,300	-14.7%	217,083	-20.7%	326.3
Oct-22	20	-13%	24	-14%	0.83	83	-5%	4.15	58	93.8%	239,000	-1.7%	186,500	-14.8%	222,860	-7.5%	321.2
Nov-22	14	-22%	19	0%	0.74	81	0%	5.79	58	96.0%	226,000	-6.1%	204,500	-7.0%	214,681	-2.1%	303.8
Dec-22	11	22%	11	-21%	1.00	66	-11%	6.00	53	93.2%	220,500	-8.0%	175,000	-10.3%	193,773	13.4%	296.4
2022	205	-27%	316	-17%	0.65	79	-9%	4.61	53	95.9%	236,617	0.1%	220,000	2.3%	240,735	-1.0%	318.0
Jan-23	15	50%	18	38%	0.83	61	-10%	4.07	60	95.4%	230,600	1.7%	209,000	-3.4%	206,763	-18.9%	309.9
Feb-23	20	18%	12	-40%	1.67	47	-24%	2.35	88	94.2%	236,600	-0.8%	168,500	-28.3%	167,735	-33.5%	318.0
Mar-23	19	27%	31	35%	0.61	55	-10%	2.89	47	95.9%	234,400	-0.6%	230,000	5.3%	275,599	11.3%	315.1
Apr-23	19	12%	24	-35%	0.79	58	-22%	3.05	63	96.4%	243,100	0.4%	190,000	-22.4%	215,884	-7.5%	326.7
May-23	24	4%	36	-5%	0.67	67	-21%	2.79	60	96.7%	246,100	1.1%	248,750	16.2%	253,783	17.8%	330.8
Jun-23	20	-31%	23	-39%	0.87	62	-27%	3.10	43	96.9%	243,500	0.1%	173,000	-27.9%	210,640	-21.2%	327.3
Jul-23	20	25%	28	0%	0.71	63	-32%	3.15	46	96.7%	247,900	4.1%	237,500	4.6%	259,733	-9.7%	333.2
Aug-23	23	10%	37	6%	0.62	72	-23%	3.13	49	96.3%	244,700	0.6%	239,000	0.0%	260,828	3.0%	328.9
Sep-23	19	58%	23	-23%	0.83	72	-24%	3.79	52	95.2%	237,500	-2.2%	149,900	-23.6%	213,037	-1.9%	319.2
Oct-23	13	-35%	18	-25%	0.72	67	-19%	5.15	52	93.4%	224,100	-6.2%	150,000	-19.6%	173,923	-22.0%	301.2
Nov-23	12	-14%	19	0%	0.63	64	-21%	5.33	70	94.4%	226,800	0.4%	223,500	9.3%	210,675	-1.9%	304.8
Dec-23	15	36%	15	36%	1.00	53	-20%	3.53	53	95.2%	224,300	1.7%	219,800	25.6%	223,727	15.5%	301.5
2023	219	7%	284	-10%	0.77	62	-22%	3.38	57	95.8%	236,633	0.0%	215,000	-2.3%	225,956	-6.1%	318.1
Jan-24	11	-27%	17	-6%	0.65	49	-20%	4.45	84	95.9%	235,700	2.2%	205,000	-1.9%	227,364	10.0%	316.8
Feb-24	17	-15%	18	50%	0.94	46	-2%	2.71	81	94.7%	236,900	0.1%	210,000	24.6%	224,176	33.6%	318.4
Mar-24	11	-42%	16	-48%	0.69	47	-15%	4.27	40	95.2%	233,400	-0.4%	187,000	-18.7%	215,836	-21.7%	313.7
Apr-24	16	-16%	31	29%	0.52	58	0%	3.63	48	96.3%	237,900	-2.1%	283,700	49.3%	294,425	36.4%	319.8
May-24	25	4%	45	25%	0.56	72	7%	2.88	46	94.3%	232,900	-5.4%	210,000	-15.6%	208,612	-17.8%	313.0
Jun-24	19	-5%	28	22%	0.68	73	18%	3.84	36	95.8%	243,300	-0.1%	209,000	20.8%	244,153	15.9%	327.0
Jul-24	21	5%	30	7%	0.70	77	22%	3.67	75	96.3%	248,200	0.1%	215,000	-9.5%	246,443	-5.1%	333.6
Aug-24	27	17%	25	-32%	1.08	68	-6%	2.52	50	95.8%	253,10						