

## SASKATCHEWAN REMAINS RESILIENT, SUPPLY LEVELS A MAJOR CONCERN

**February 06, 2023**  
For immediate release:

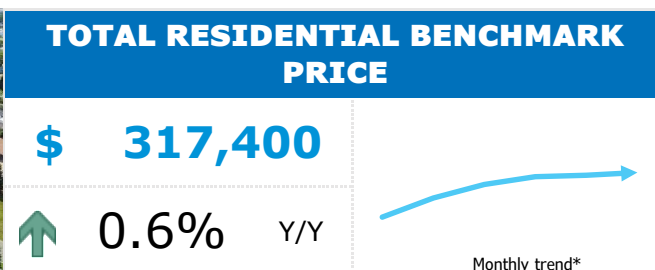
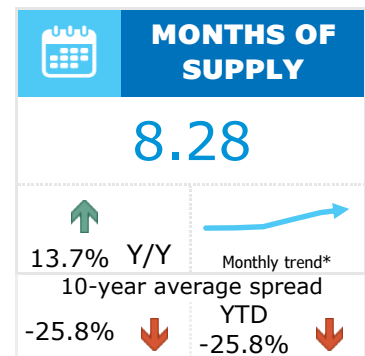
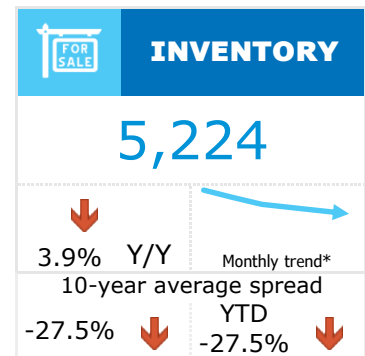
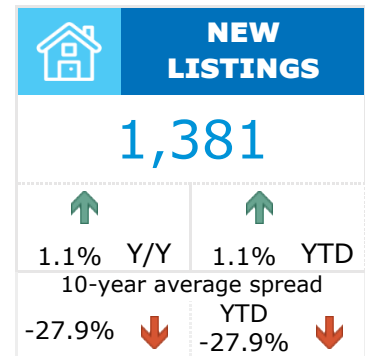
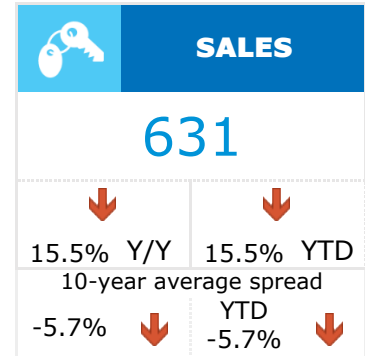
Pullbacks in both the attached and detached sectors resulted in 631 sales being recorded across the province in January, a year-over-year decline of nearly 16 per cent. While January sales are lower than the activity reported over the past two years, sales remain consistent with pre-pandemic levels.

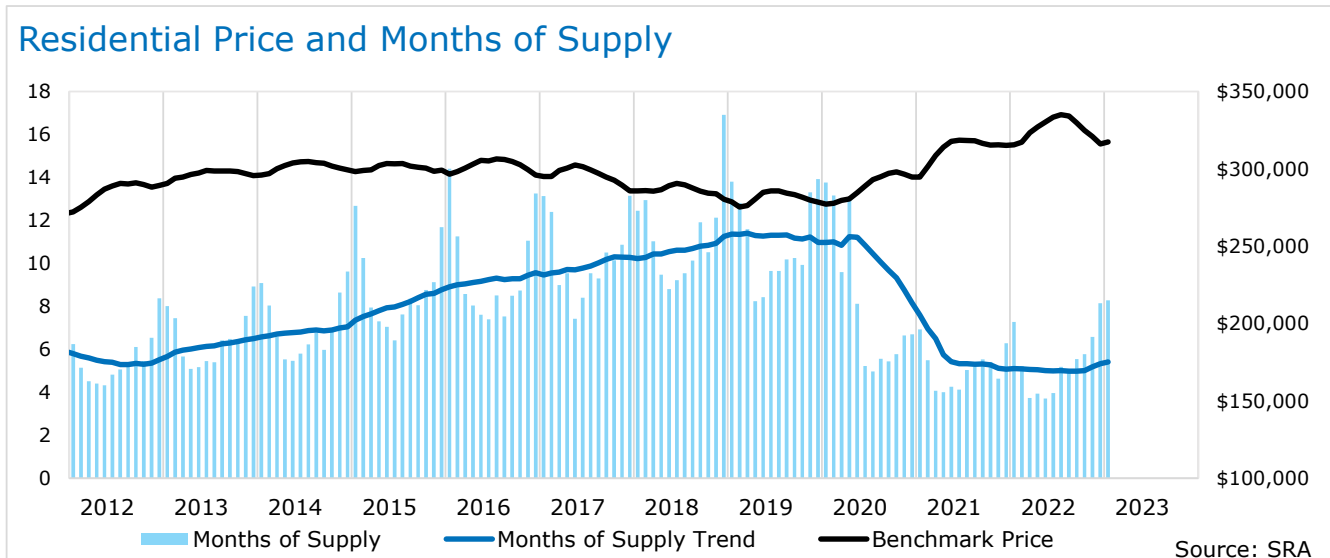
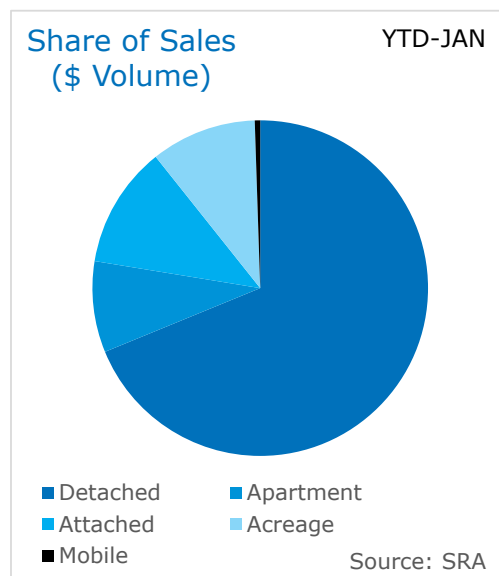
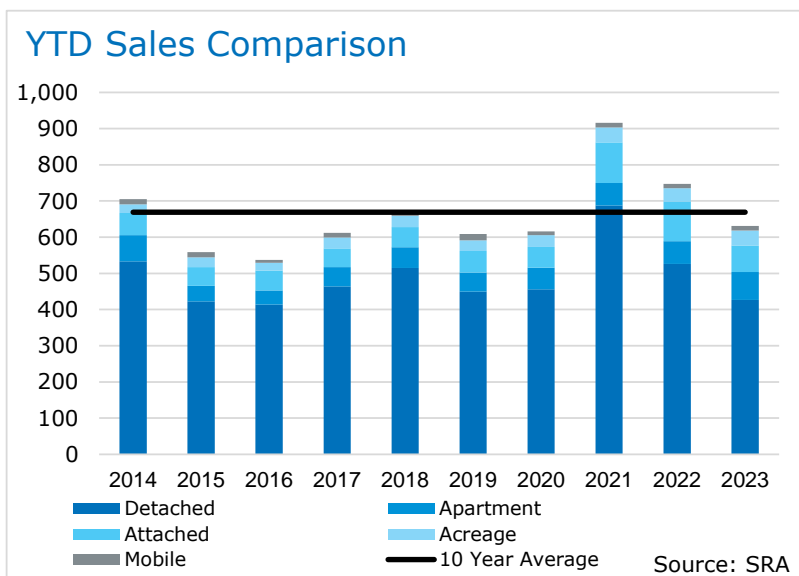
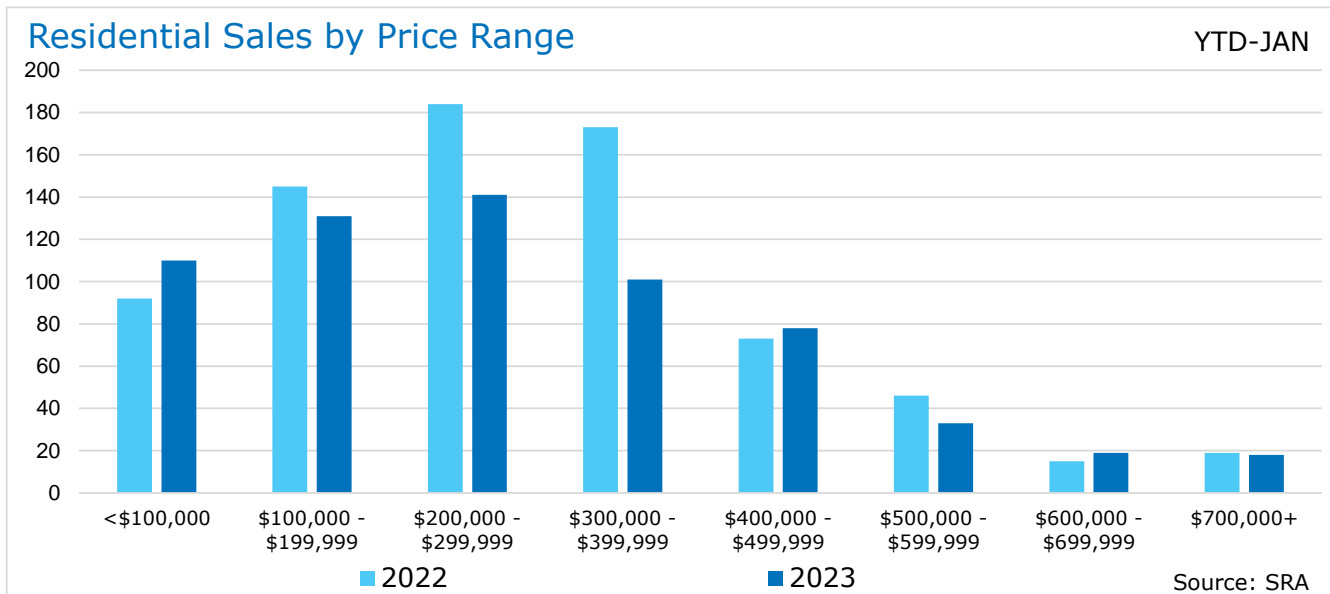
Despite gains in new listings, January inventory levels were at their lowest levels reported in over a decade. While inventories did improve in homes priced above \$300,000, it had little impact on the low inventory situation that continues to be experienced across the province.

“Rising lending rates and ongoing inflationary pressures are impacting what individuals can afford and our market has struggled to see improvements in supply levels in lower-priced homes,” said Saskatchewan REALTORS® Association CEO Chris Guérette. “Prospective buyers impacted by rate hikes are also faced with less choice in the more affordable segment of our market. Without question, these factors are contributing to a pullback in sales activity.”

Following two consecutive years of price growth, the total residential benchmark price remained relatively stable in January. However, apartment condominiums reported further gains in benchmark prices due to rising demand, relative to supply, in apartment-style products.

“As our market continues to return to pre-pandemic sales levels, it’s important to remember that we typically see fewer transactions occur in January,” said Guérette. “As higher commodity prices and a strong agricultural sector continue to support our economy, Saskatchewan remains resilient and well-positioned for stable demand in home ownership.”





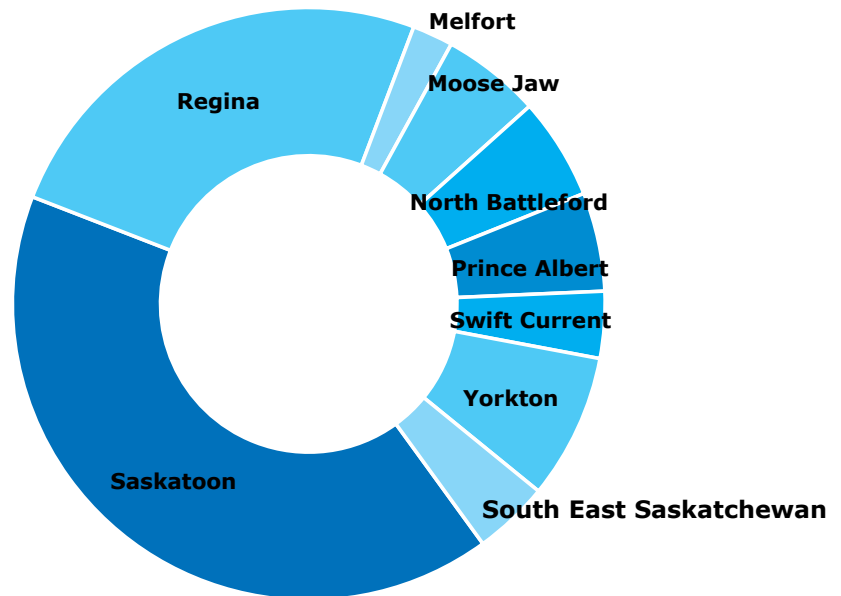
## Regional Highlights

Many regions across the province experienced a year-over-year decline in sales, apart from Moose Jaw and North Battleford.

Inventory gains in Melfort, Prince Albert, Saskatoon and Yorkton were not enough to offset the declines in other regions, as inventory levels remain far below long-term trends.

While the months of supply have trended towards more balanced conditions across all regions outside of Moose Jaw and North Battleford, all other regions across the province continue to report months of supply lower than 10-year averages.

### YTD Sales by Region



Source: SRA

## January 2023

|                         | Sales      |             | New Listings |           | Inventory    |            | S/NL       | Months of Supply |            | DOM       | Average Price    |            |
|-------------------------|------------|-------------|--------------|-----------|--------------|------------|------------|------------------|------------|-----------|------------------|------------|
|                         | Actual     | Y/Y%        | Actual       | Y/Y%      | Actual       | Y/Y%       | Ratio      | Actual           | Y/Y%       | Actual    | Actual           | Y/Y%       |
| Saskatoon Region        | 258        | -20%        | 577          | -1%       | 1,553        | 0%         | 45%        | 6.02             | 25%        | 61        | \$340,884        | 2%         |
| Regina Region           | 157        | -17%        | 352          | -2%       | 1,034        | -8%        | 45%        | 6.59             | 11%        | 72        | \$277,542        | -14%       |
| Melfort Region          | 14         | -7%         | 22           | 29%       | 125          | 15%        | 64%        | 8.93             | 23%        | 90        | \$180,846        | -8%        |
| Moose Jaw Region        | 34         | 48%         | 64           | -12%      | 266          | -10%       | 53%        | 7.82             | -39%       | 86        | \$168,285        | -23%       |
| North Battleford Region | 35         | 9%          | 89           | 29%       | 472          | -5%        | 39%        | 13.49            | -13%       | 95        | \$204,440        | -8%        |
| Prince Albert Region    | 34         | -17%        | 62           | 29%       | 306          | 4%         | 55%        | 9.00             | 26%        | 103       | \$327,643        | 55%        |
| Swift Current Region    | 23         | -21%        | 51           | -20%      | 340          | -13%       | 45%        | 14.78            | 10%        | 90        | \$235,209        | 7%         |
| Yorkton Region          | 50         | -24%        | 87           | 6%        | 560          | 0%         | 57%        | 11.20            | 32%        | 102       | \$167,461        | -8%        |
| South East Saskatchewan | 26         | -10%        | 71           | 3%        | 536          | -8%        | 37%        | 20.62            | 3%         | 93        | \$180,769        | -12%       |
| <b>Total</b>            | <b>631</b> | <b>-16%</b> | <b>1,381</b> | <b>1%</b> | <b>5,224</b> | <b>-4%</b> | <b>46%</b> | <b>8.28</b>      | <b>14%</b> | <b>76</b> | <b>\$279,800</b> | <b>-4%</b> |

## Year-to-Date January 2023

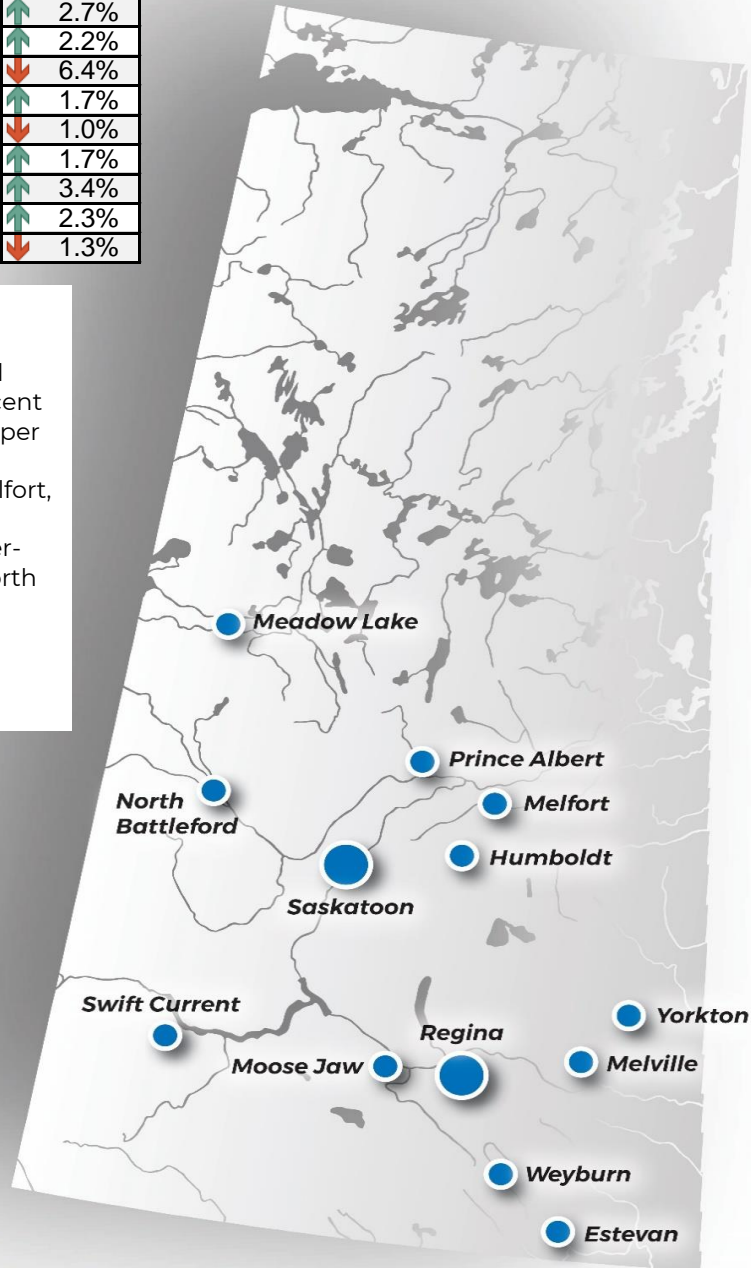
|                         | Sales      |             | New Listings |           | Inventory    |            | S/NL       | Months of Supply |            | DOM       | Average Price    |            |
|-------------------------|------------|-------------|--------------|-----------|--------------|------------|------------|------------------|------------|-----------|------------------|------------|
|                         | Actual     | Y/Y%        | Actual       | Y/Y%      | Actual       | Y/Y%       | Ratio      | Actual           | Y/Y%       | Actual    | Actual           | Y/Y%       |
| Saskatoon Region        | 258        | -20%        | 577          | -1%       | 1,553        | 0%         | 45%        | 6.02             | 25%        | 61        | \$340,884        | 2%         |
| Regina Region           | 157        | -17%        | 352          | -2%       | 1,034        | -8%        | 45%        | 6.59             | 11%        | 72        | \$277,542        | -14%       |
| Melfort Region          | 14         | -7%         | 22           | 29%       | 125          | 15%        | 64%        | 8.93             | 23%        | 90        | \$180,846        | -8%        |
| Moose Jaw Region        | 34         | 48%         | 64           | -12%      | 266          | -10%       | 53%        | 7.82             | -39%       | 86        | \$168,285        | -23%       |
| North Battleford Region | 35         | 9%          | 89           | 29%       | 472          | -5%        | 39%        | 13.49            | -13%       | 95        | \$204,440        | -8%        |
| Prince Albert Region    | 34         | -17%        | 62           | 29%       | 306          | 4%         | 55%        | 9.00             | 26%        | 103       | \$327,643        | 55%        |
| Swift Current Region    | 23         | -21%        | 51           | -20%      | 340          | -13%       | 45%        | 14.78            | 10%        | 90        | \$235,209        | 7%         |
| Yorkton Region          | 50         | -24%        | 87           | 6%        | 560          | 0%         | 57%        | 11.20            | 32%        | 102       | \$167,461        | -8%        |
| South East Saskatchewan | 26         | -10%        | 71           | 3%        | 536          | -8%        | 37%        | 20.62            | 3%         | 93        | \$180,769        | -12%       |
| <b>Total</b>            | <b>631</b> | <b>-16%</b> | <b>1,381</b> | <b>1%</b> | <b>5,224</b> | <b>-4%</b> | <b>46%</b> | <b>8.28</b>      | <b>14%</b> | <b>76</b> | <b>\$279,800</b> | <b>-4%</b> |

**Saskatchewan Cities Benchmark Price Comparison**

| City             | Benchmark Price | Y/Y% Change |
|------------------|-----------------|-------------|
| Estevan          | \$220,900       | ↑ 0.6%      |
| Humboldt         | \$231,000       | ↑ 2.4%      |
| Meadow Lake      | \$227,700       | ↓ 4.5%      |
| Melfort          | \$191,800       | ↓ 0.9%      |
| Melville         | \$116,000       | ↑ 2.7%      |
| Moose Jaw        | \$221,400       | ↑ 2.2%      |
| North Battleford | \$166,600       | ↓ 6.4%      |
| Prince Albert    | \$222,100       | ↑ 1.7%      |
| Regina           | \$312,200       | ↓ 1.0%      |
| Saskatoon        | \$366,000       | ↑ 1.7%      |
| Swift Current    | \$283,200       | ↑ 3.4%      |
| Weyburn          | \$224,300       | ↑ 2.3%      |
| Yorkton          | \$229,100       | ↓ 1.3%      |

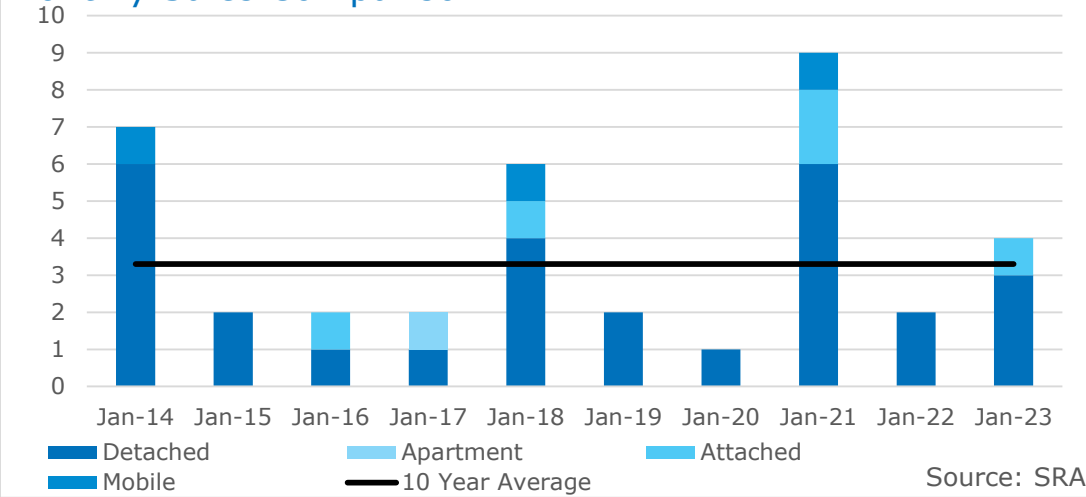
**Price Trends**

Year-over-year price gains ranged from a low of just under one per cent in Estevan to a high of over three per cent in Swift Current. Meanwhile, prices eased in Meadow Lake, Melfort, Regina, North Battleford, and Yorkton, with the largest year-over-year price decline occurring in North Battleford.





**Monthly Sales Comparison**



**SALES**

**4**

100% Y/Y ↑  
100% YTD ↑

10-year average spread YTD  
21.2% ↑

**NEW LISTINGS**

**5**

54.5% Y/Y ↓  
54.5% YTD ↓

10-year average spread YTD  
50.0% ↓

**INVENTORY**

**33**

15.4% Y/Y ↓  
17.9% ↓

10-year average spread YTD  
17.9% ↓

Monthly trend\* ↑

**MONTHS OF SUPPLY**

**8.25**

57.7% Y/Y ↓  
56.0% ↓

10-year average spread YTD  
56.0% ↓

Monthly trend\* ↓



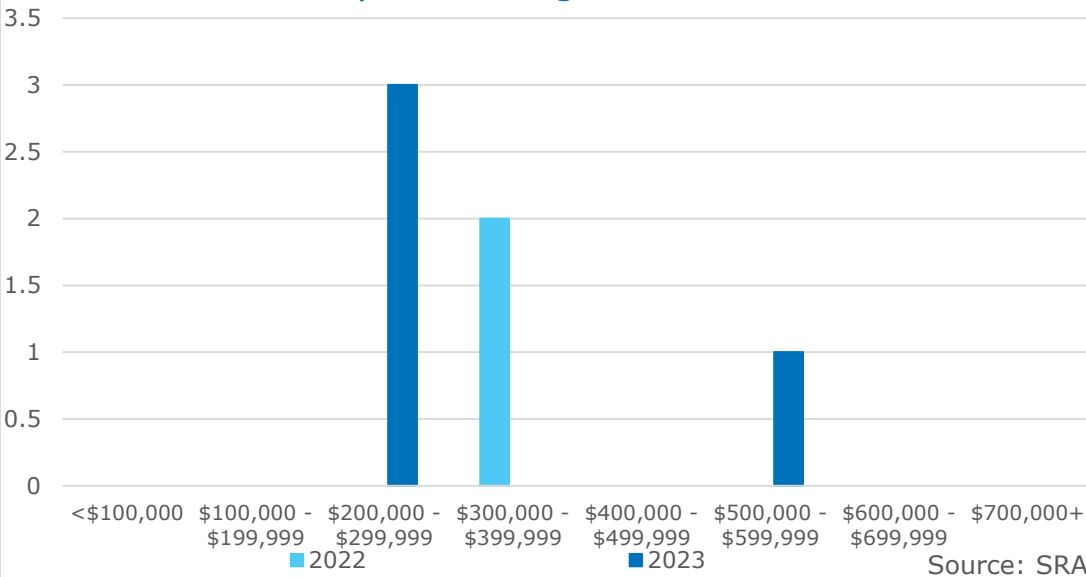
**TOTAL RESIDENTIAL BENCHMARK PRICE**

**\$ 183,400**

7.6% Y/Y ↓

Monthly trend\* ↓

**Residential Sales by Price Range**



## January 2023

|                          | Sales    |             | New Listings |             | Inventory |             | Months of Supply |             | DOM        | Benchmark        |            | Avg Price        |             |
|--------------------------|----------|-------------|--------------|-------------|-----------|-------------|------------------|-------------|------------|------------------|------------|------------------|-------------|
|                          | Actual   | Y/Y%        | Actual       | Y/Y%        | Actual    | Y/Y%        | Actual           | Y/Y%        | Actual     | Actual           | Y/Y%       | Actual           | Y/Y%        |
| Detached                 | 3        | 50%         | 4            | -33%        | 19        | -17%        | 6.33             | -45%        | 189        | \$183,200        | -8%        | \$321,333        | -12%        |
| Attached                 | 1        | -           | 1            | 0%          | 4         | -20%        | 4.00             | -           | 9          | -                | -          | \$265,000        | -           |
| Apartment                | 0        | -           | 0            | -100%       | 3         | -40%        | -                | -           | -          | \$190,300        | 11%        | -                | -           |
| Mobile                   | 0        | -           | 0            | -100%       | 5         | 0%          | -                | -           | -          | -                | -          | -                | -           |
| <b>Total Residential</b> | <b>4</b> | <b>100%</b> | <b>5</b>     | <b>-55%</b> | <b>33</b> | <b>-15%</b> | <b>8.25</b>      | <b>-58%</b> | <b>144</b> | <b>\$183,400</b> | <b>-8%</b> | <b>\$307,250</b> | <b>-15%</b> |

## 10-Year Averages

|                   | Sales |       | New Listings |       | Inventory |       | Months of Supply |       | DOM | Benchmark |       | Avg Price |       |
|-------------------|-------|-------|--------------|-------|-----------|-------|------------------|-------|-----|-----------|-------|-----------|-------|
|                   | Avg   | %Diff | Avg          | %Diff | Avg       | %Diff | Avg              | %Diff | Avg | Avg       | %Diff | Avg       | %Diff |
| Total Residential | 3     | 21%   | 10           | -50%  | 40        | -18%  | 18.75            | -56%  | 104 | \$182,910 | 0%    | \$276,711 | 11%   |

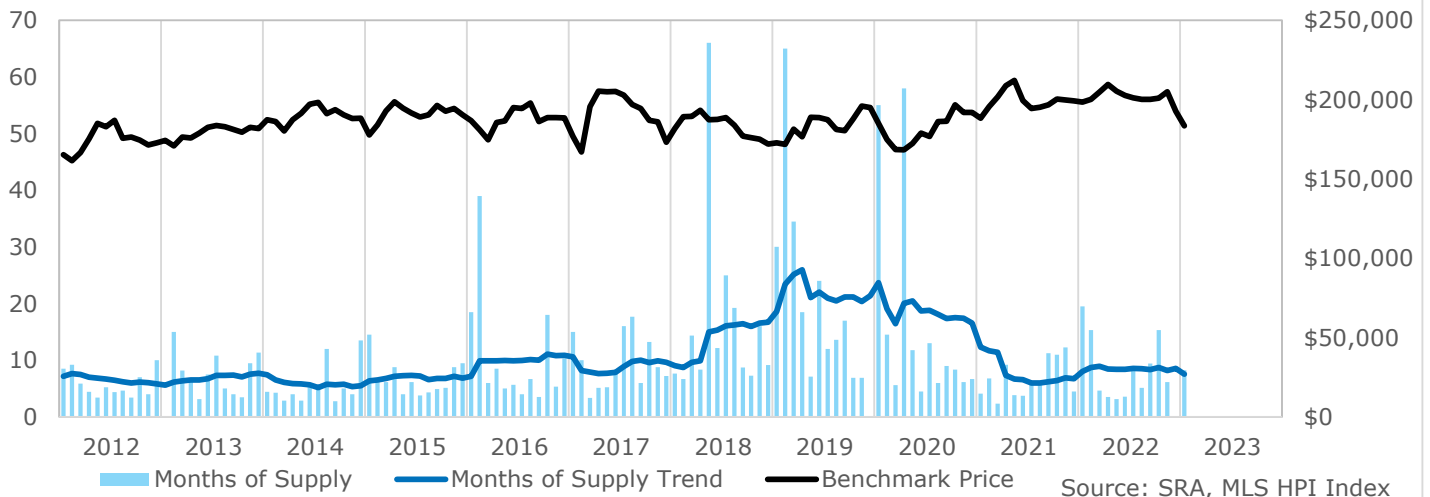
## Year-to-Date January 2023

|                          | Sales    |             | New Listings |             | Inventory |             | Months of Supply |             | DOM        | Benchmark        |            | Avg Price        |             |
|--------------------------|----------|-------------|--------------|-------------|-----------|-------------|------------------|-------------|------------|------------------|------------|------------------|-------------|
|                          | Actual   | Y/Y%        | Actual       | Y/Y%        | Actual    | Y/Y%        | Actual           | Y/Y%        | Actual     | Actual           | Y/Y%       | Actual           | Y/Y%        |
| Detached                 | 3        | 50%         | 4            | -33%        | 19        | -17%        | 6.33             | -45%        | 189        | \$183,200        | -8%        | \$321,333        | -12%        |
| Attached                 | 1        | -           | 1            | 0%          | 4         | -20%        | 4.00             | -           | 9          | -                | -          | \$265,000        | -           |
| Apartment                | 0        | -           | 0            | -100%       | 3         | -40%        | -                | -           | -          | \$190,300        | 11%        | -                | -           |
| Mobile                   | 0        | -           | 0            | -100%       | 5         | 0%          | -                | -           | -          | -                | -          | -                | -           |
| <b>Total Residential</b> | <b>4</b> | <b>100%</b> | <b>5</b>     | <b>-55%</b> | <b>33</b> | <b>-15%</b> | <b>8.25</b>      | <b>-58%</b> | <b>144</b> | <b>\$183,400</b> | <b>-8%</b> | <b>\$307,250</b> | <b>-15%</b> |

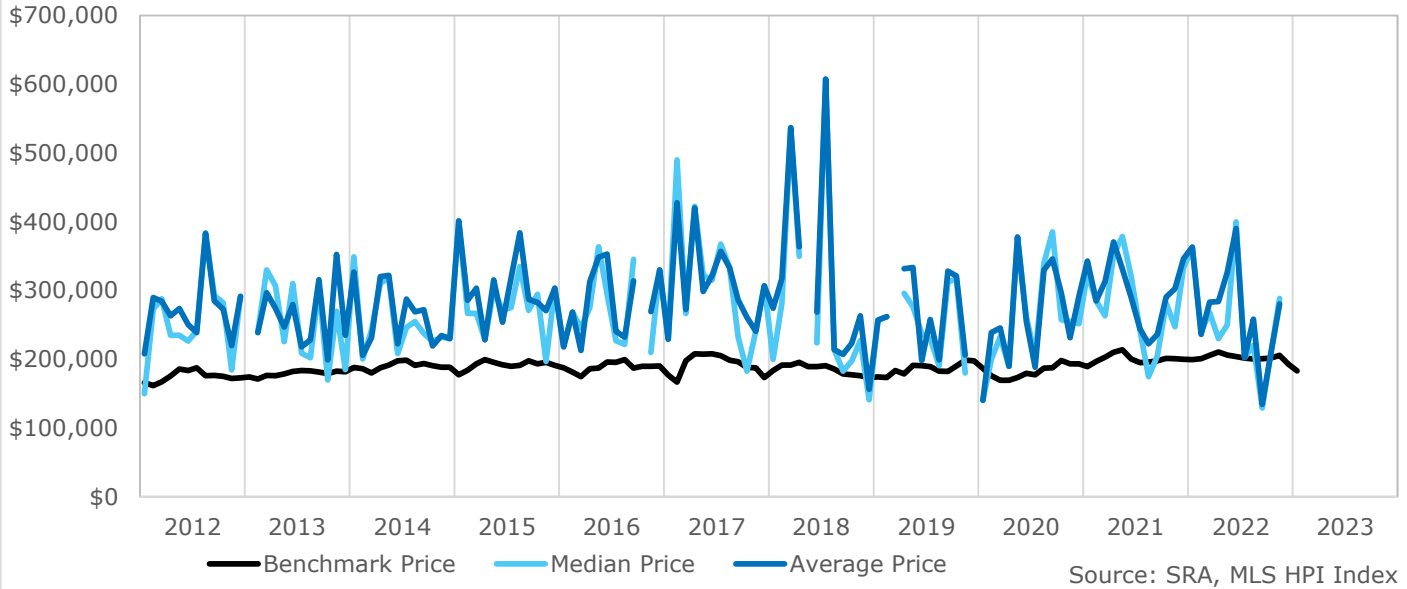
## 10-Year Averages

|                   | Sales |       | New Listings |       | Inventory |       | Months of Supply |       | DOM | Benchmark |       | Avg Price |       |
|-------------------|-------|-------|--------------|-------|-----------|-------|------------------|-------|-----|-----------|-------|-----------|-------|
|                   | Avg   | %Diff | Avg          | %Diff | Avg       | %Diff | Avg              | %Diff | Avg | Avg       | %Diff | Avg       | %Diff |
| Total Residential | 3     | 21%   | 10           | -50%  | 40        | -18%  | 18.75            | -56%  | 104 | \$182,910 | 0%    | \$276,711 | 11%   |

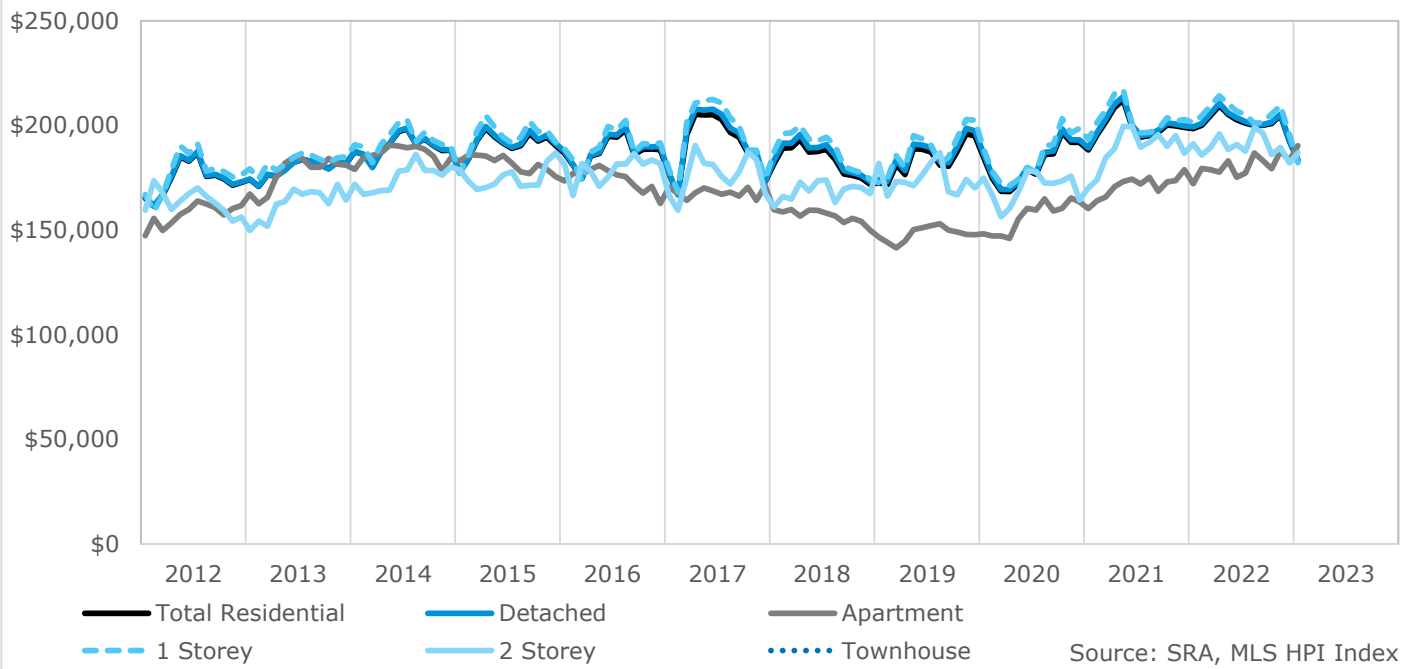
## Residential Months of Supply and Price



**Single Family Pricing**



**Benchmark Price**



## HPI Benchmark Attributes

|                                            | Composite              |
|--------------------------------------------|------------------------|
| Bedrooms, Above Ground                     | 3                      |
| Bathrooms, Full                            | 2                      |
| Bathrooms, Half                            | 0                      |
| Garage                                     | Attached, Single width |
| Gross Living Area, Above Ground (Sq. Ft.)  | 1104                   |
| Lot Size                                   | -                      |
| Fireplaces, Number of                      | 0                      |
| Year Built                                 | 1974                   |
| January 2023 Benchmark Price               | \$183,400              |
| Single Family Share of Sales, Last 3 Years | 97%                    |
| Apartment Share of Sales, Last 3 Years     | 3%                     |
| Townhouse Share of Sales, Last 3 Years     | -                      |

|                                            | Single Family          | 1 Storey               | 2 Storey               |
|--------------------------------------------|------------------------|------------------------|------------------------|
| Bedrooms, Above Ground                     | 3                      | 3                      | 3                      |
| Bathrooms, Full                            | 2                      | 2                      | 2                      |
| Bathrooms, Half                            | 0                      | 0                      | 0                      |
| Garage                                     | Attached, Single width | Attached, Single width | Attached, Single width |
| Gross Living Area, Above Ground (Sq. Ft.)  | 1109                   | 1082                   | 1404                   |
| Lot Size                                   | 6534                   | 6534                   | 6000                   |
| Fireplaces, Number of                      | 0                      | 0                      | 0                      |
| Year Built                                 | 1973                   | 1974                   | 1963                   |
| January 2023 Benchmark Price               | \$183,200              | \$182,300              | \$186,900              |
| Share of Total Sales, Last 3 Years         | 97%                    | 78%                    | 20%                    |
| Share of Single Family Sales, Last 3 Years | 100%                   | 80%                    | 20%                    |

|                                           | Apartment              | Townhouse |
|-------------------------------------------|------------------------|-----------|
| Bedrooms, Above Ground                    | 2                      | -         |
| Bathrooms, Full                           | 1                      | -         |
| Bathrooms, Half                           | 0                      | -         |
| Garage                                    | Attached, Single width | -         |
| Gross Living Area, Above Ground (Sq. Ft.) | 982                    | -         |
| Fireplaces, Number of                     | 0                      | -         |
| Year Built                                | 2001                   | -         |
| January 2023 Benchmark Price              | \$190,300              | -         |



**BATTLEFORD**

|             | Sales     | Y/Y%        | New Listings | Y/Y%        | S/NL Ratio  | Inventory | Y/Y%        | Months of Supply | DOM        | SP/LP        | Benchmark Price | Y/Y%         | Median Price   | Y/Y%          | Average Price  | Y/Y%          | Index      |
|-------------|-----------|-------------|--------------|-------------|-------------|-----------|-------------|------------------|------------|--------------|-----------------|--------------|----------------|---------------|----------------|---------------|------------|
| Jan-19      | 2         | -67%        | 10           | -47%        | 0.20        | 60        | 30%         | 30.00            | 83         | 93.5%        | 172,700         | -5.0%        | 257,000        | 28.5%         | 257,000        | 4.3%          | 286        |
| Feb-19      | 1         | -83%        | 12           | 33%         | 0.08        | 65        | 63%         | 65.00            | 85         | 95.3%        | 171,800         | -9.2%        | 262,000        | -7.0%         | 262,000        | -17.5%        | 284        |
| Mar-19      | 2         | -33%        | 11           | 22%         | 0.18        | 69        | 60%         | 34.50            | 63         | 96.1%        | 181,300         | -4.3%        | 116,200        | -72.3%        | 116,200        | -68.1%        | 300        |
| Apr-19      | 4         | -33%        | 19           | -10%        | 0.21        | 74        | 48%         | 18.50            | 87         | 96.5%        | 176,600         | -8.6%        | 296,000        | 3.9%          | 331,750        | 19.6%         | 292        |
| May-19      | 10        | 900%        | 15           | -21%        | 0.67        | 71        | 8%          | 7.10             | 84         | 95.1%        | 188,900         | 0.9%         | 273,250        | -23.7%        | 327,200        | -8.6%         | 312        |
| Jun-19      | 3         | -50%        | 13           | -28%        | 0.23        | 72        | -1%         | 24.00            | 69         | 95.1%        | 188,600         | 0.5%         | 237,000        | 6.8%          | 198,000        | -23.9%        | 312        |
| Jul-19      | 6         | 100%        | 13           | -7%         | 0.46        | 72        | -4%         | 12.00            | 61         | 96.5%        | 187,300         | -0.7%        | 239,000        | -49.7%        | 256,333        | -42.3%        | 310        |
| Aug-19      | 5         | 25%         | 11           | -27%        | 0.45        | 68        | -12%        | 13.60            | 126        | 91.4%        | 181,100         | -1.5%        | 165,000        | -23.0%        | 165,300        | -19.9%        | 299        |
| Sep-19      | 4         | -50%        | 11           | -27%        | 0.36        | 68        | -3%         | 17.00            | 104        | 93.8%        | 180,500         | 2.0%         | 312,500        | 54.7%         | 328,000        | 40.2%         | 298        |
| Oct-19      | 9         | 13%         | 13           | 44%         | 0.69        | 62        | 7%          | 6.89             | 92         | 96.7%        | 187,800         | 6.6%         | 282,900        | 43.2%         | 308,156        | 31.9%         | 310        |
| Nov-19      | 8         | 100%        | 12           | -29%        | 0.67        | 55        | -14%        | 6.88             | 129        | 95.4%        | 196,000         | 12.0%        | 197,000        | -13.4%        | 207,000        | -21.4%        | 324        |
| Dec-19      | -         | -100%       | 4            | 0%          | -           | 53        | -4%         | -                | -          | -            | 195,000         | 13.4%        | -              | -             | -              | -             | 322        |
| <b>2019</b> | <b>54</b> | <b>-11%</b> | <b>144</b>   | <b>-15%</b> | <b>0.38</b> | <b>66</b> | <b>10%</b>  | <b>14.61</b>     | <b>93</b>  | <b>95.3%</b> | <b>183,967</b>  | <b>0.3%</b>  | <b>248,500</b> | <b>13.0%</b>  | <b>264,950</b> | <b>1.2%</b>   | <b>304</b> |
| Jan-20      | 1         | -50%        | 12           | 20%         | 0.08        | 55        | -8%         | 55.00            | 69         | 94.0%        | 185,000         | 7.1%         | 140,000        | -45.5%        | 140,000        | -45.5%        | 306        |
| Feb-20      | 4         | 300%        | 12           | 0%          | 0.33        | 58        | -11%        | 14.50            | 22         | 97.1%        | 174,800         | 1.7%         | 164,500        | -37.2%        | 197,625        | -24.6%        | 289        |
| Mar-20      | 10        | 400%        | 8            | -27%        | 1.25        | 56        | -19%        | 5.60             | 141        | 93.9%        | 168,500         | -7.1%        | 216,250        | 86.1%         | 224,300        | 93.0%         | 279        |
| Apr-20      | 1         | -75%        | 8            | -58%        | 0.13        | 58        | -22%        | 58.00            | 15         | 100.0%       | 168,400         | -4.6%        | 189,900        | -35.8%        | 189,900        | -42.8%        | 278        |
| May-20      | 5         | -50%        | 9            | -40%        | 0.56        | 59        | -17%        | 11.80            | 178        | 95.0%        | 172,400         | -8.7%        | 252,000        | -7.8%         | 250,600        | -23.4%        | 285        |
| Jun-20      | 12        | 300%        | 11           | -15%        | 1.09        | 54        | -25%        | 4.50             | 125        | 96.3%        | 178,800         | -5.2%        | 275,000        | 16.0%         | 264,083        | 33.4%         | 296        |
| Jul-20      | 4         | -33%        | 14           | 8%          | 0.29        | 52        | -28%        | 13.00            | 102        | 94.8%        | 176,700         | -5.7%        | 203,500        | -14.9%        | 188,250        | -26.6%        | 292        |
| Aug-20      | 10        | 100%        | 22           | 100%        | 0.45        | 60        | -12%        | 6.00             | 79         | 97.0%        | 186,100         | 2.8%         | 304,500        | 84.5%         | 318,370        | 92.6%         | 308        |
| Sep-20      | 6         | 50%         | 10           | -9%         | 0.60        | 54        | -21%        | 9.00             | 94         | 96.8%        | 186,400         | 3.3%         | 372,450        | 19.2%         | 348,317        | 6.2%          | 308        |
| Oct-20      | 6         | -33%        | 9            | -31%        | 0.67        | 50        | -19%        | 8.33             | 127        | 93.3%        | 196,700         | 4.7%         | 233,750        | -17.4%        | 254,583        | -17.4%        | 325        |
| Nov-20      | 8         | 0%          | 10           | -17%        | 0.80        | 49        | -11%        | 6.13             | 102        | 94.7%        | 192,000         | -2.0%        | 201,500        | 2.3%          | 195,688        | -5.5%         | 317        |
| Dec-20      | 6         | -           | 2            | -50%        | 3.00        | 40        | -25%        | 6.67             | 73         | 97.6%        | 191,900         | -1.6%        | 324,250        | -             | 308,917        | -             | 317        |
| <b>2020</b> | <b>73</b> | <b>35%</b>  | <b>127</b>   | <b>-12%</b> | <b>0.57</b> | <b>54</b> | <b>-18%</b> | <b>8.84</b>      | <b>106</b> | <b>95.8%</b> | <b>181,475</b>  | <b>-1.4%</b> | <b>257,500</b> | <b>3.6%</b>   | <b>256,966</b> | <b>-3.0%</b>  | <b>300</b> |
| Jan-21      | 9         | 800%        | 9            | -25%        | 1.00        | 37        | -33%        | 4.11             | 88         | 95.8%        | 188,300         | 1.8%         | 295,000        | 110.7%        | 297,889        | 112.8%        | 311        |
| Feb-21      | 5         | 25%         | 10           | -17%        | 0.50        | 34        | -41%        | 6.80             | 147        | 93.8%        | 195,600         | 11.9%        | 177,000        | 7.6%          | 184,200        | -6.8%         | 323        |
| Mar-21      | 14        | 40%         | 17           | 113%        | 0.82        | 33        | -41%        | 2.36             | 85         | 97.5%        | 201,700         | 19.7%        | 257,500        | 19.1%         | 284,193        | 26.7%         | 333        |
| Apr-21      | 5         | 400%        | 22           | 175%        | 0.23        | 46        | -21%        | 9.20             | 93         | 96.1%        | 208,700         | 23.9%        | 260,000        | 36.9%         | 304,900        | 60.6%         | 345        |
| May-21      | 12        | 140%        | 15           | 67%         | 0.80        | 46        | -22%        | 3.83             | 107        | 97.4%        | 212,100         | 23.0%        | 355,000        | 40.9%         | 326,017        | 30.1%         | 351        |
| Jun-21      | 12        | 0%          | 15           | 36%         | 0.80        | 45        | -17%        | 3.75             | 37         | 96.5%        | 199,300         | 11.5%        | 312,000        | 13.5%         | 263,333        | -0.3%         | 329        |
| Jul-21      | 8         | 100%        | 14           | 0%          | 0.57        | 48        | -8%         | 6.00             | 50         | 96.4%        | 194,400         | 10.0%        | 232,000        | 14.0%         | 241,550        | 28.3%         | 321        |
| Aug-21      | 8         | -20%        | 10           | -55%        | 0.80        | 47        | -22%        | 5.88             | 95         | 94.5%        | 195,100         | 4.8%         | 174,500        | -42.7%        | 226,625        | -28.8%        | 323        |
| Sep-21      | 4         | -33%        | 10           | 0%          | 0.40        | 45        | -17%        | 11.25            | 64         | 96.5%        | 196,700         | 5.5%         | 179,563        | -51.8%        | 215,781        | -38.1%        | 325        |
| Oct-21      | 4         | -33%        | 7            | -22%        | 0.57        | 44        | -12%        | 11.00            | 53         | 95.2%        | 200,300         | 1.8%         | 281,250        | 20.3%         | 290,375        | 14.1%         | 331        |
| Nov-21      | 4         | -50%        | 11           | 10%         | 0.36        | 49        | 0%          | 12.25            | 17         | 97.2%        | 199,800         | 4.1%         | 247,450        | 22.8%         | 302,475        | 54.6%         | 330        |
| Dec-21      | 8         | 33%         | 3            | 50%         | 2.67        | 36        | -10%        | 4.50             | 83         | 95.4%        | 199,100         | 3.8%         | 325,000        | 0.2%          | 325,750        | 5.4%          | 329        |
| <b>2021</b> | <b>93</b> | <b>27%</b>  | <b>143</b>   | <b>13%</b>  | <b>0.65</b> | <b>43</b> | <b>-21%</b> | <b>5.48</b>      | <b>78</b>  | <b>96.3%</b> | <b>199,258</b>  | <b>9.8%</b>  | <b>260,000</b> | <b>1.0%</b>   | <b>277,025</b> | <b>7.8%</b>   | <b>329</b> |
| Jan-22      | 2         | -78%        | 11           | 22%         | 0.18        | 39        | 5%          | 19.50            | 228        | 93.8%        | 198,500         | 5.4%         | 363,250        | 23.1%         | 363,250        | 21.9%         | 328        |
| Feb-22      | 3         | -40%        | 12           | 20%         | 0.25        | 46        | 35%         | 15.33            | 109        | 96.4%        | 200,100         | 2.3%         | 240,000        | 35.6%         | 235,967        | 28.1%         | 331        |
| Mar-22      | 9         | -36%        | 9            | -47%        | 1.00        | 42        | 27%         | 4.67             | 85         | 94.9%        | 204,800         | 1.5%         | 245,900        | -4.5%         | 266,433        | -6.2%         | 339        |
| Apr-22      | 11        | 120%        | 12           | -45%        | 0.92        | 39        | -15%        | 3.55             | 71         | 95.6%        | 209,600         | 0.4%         | 230,000        | -11.5%        | 284,091        | -6.8%         | 346        |
| May-22      | 12        | 0%          | 17           | 13%         | 0.71        | 38        | -17%        | 3.17             | 139        | 96.1%        | 205,300         | -3.2%        | 246,000        | -30.7%        | 300,917        | -7.7%         | 339        |
| Jun-22      | 10        | -17%        | 15           | 0%          | 0.67        | 36        | -20%        | 3.60             | 57         | 96.9%        | 202,700         | 1.7%         | 399,950        | 28.2%         | 390,080        | 48.1%         | 335        |
| Jul-22      | 5         | -38%        | 13           | -7%         | 0.38        | 41        | -15%        | 8.20             | 48         | 96.9%        | 201,100         | 3.4%         | 155,000        | -33.2%        | 171,800        | -28.9%        | 332        |
| Aug-22      | 8         | 0%          | 11           | 10%         | 0.73        | 41        | -13%        | 5.13             | 75         | 94.5%        | 200,100         | 2.6%         | 122,750        | -29.7%        | 182,175        | -19.6%        | 331        |
| Sep-22      | 5         | 25%         | 16           | 60%         | 0.31        | 47        | 4%          | 9.40             | 98         | 96.4%        | 200,100         | 1.7%         | 122,500        | -31.8%        | 132,030        | -38.8%        | 331        |
| Oct-22      | 3         | -25%        | 10           | 43%         | 0.30        | 46        | 5%          | 15.33            | 53         | 96.9%        | 200,900         | 0.3%         | 239,000        | -15.0%        | 245,000        | -15.6%        | 332        |
| Nov-22      | 6         | 50%         | 7            | -36%        | 0.86        | 37        | -24%        | 6.17             | 61         | 96.1%        | 204,900         | 2.6%         | 288,250        | 16.5%         | 280,583        | -7.2%         | 339        |
| Dec-22      | -         | -100%       | 2            | -33%        | -           | 35        | -3%         | -                | -          | -            | 192,700         | -3.2%        | -              | -             | -              | -             | 319        |
| <b>2022</b> | <b>74</b> | <b>-20%</b> | <b>135</b>   | <b>-6%</b>  | <b>0.55</b> | <b>41</b> | <b>-5%</b>  | <b>6.58</b>      | <b>87</b>  | <b>95.9%</b> | <b>201,733</b>  | <b>1.2%</b>  | <b>239,500</b> | <b>-7.9%</b>  | <b>268,434</b> | <b>-3.1%</b>  | <b>333</b> |
| Jan-23      | 4         | 100%        | 5            | -55%        | 0.80        | 33        | -15%        | 8.25             | 144        | 90.5%        | 183,400         | -7.6%        | 244,500        | -32.7%        | 307,250        | -15.4%        | 303        |
| Feb-23      |           |             |              |             |             |           |             |                  |            |              |                 |              |                |               |                |               |            |
| Mar-23      |           |             |              |             |             |           |             |                  |            |              |                 |              |                |               |                |               |            |
| Apr-23      |           |             |              |             |             |           |             |                  |            |              |                 |              |                |               |                |               |            |
| May-23      |           |             |              |             |             |           |             |                  |            |              |                 |              |                |               |                |               |            |
| Jun-23      |           |             |              |             |             |           |             |                  |            |              |                 |              |                |               |                |               |            |
| Jul-23      |           |             |              |             |             |           |             |                  |            |              |                 |              |                |               |                |               |            |
| Aug-23      |           |             |              |             |             |           |             |                  |            |              |                 |              |                |               |                |               |            |
| Sep-23      |           |             |              |             |             |           |             |                  |            |              |                 |              |                |               |                |               |            |
| Oct-23      |           |             |              |             |             |           |             |                  |            |              |                 |              |                |               |                |               |            |
| Nov-23      |           |             |              |             |             |           |             |                  |            |              |                 |              |                |               |                |               |            |
| Dec-23      |           |             |              |             |             |           |             |                  |            |              |                 |              |                |               |                |               |            |
| <b>2023</b> | <b>4</b>  | <b>100%</b> | <b>5</b>     | <b>-55%</b> | <b>0.80</b> | <b>33</b> | <b>-15%</b> | <b>8.25</b>      | <b>144</b> | <b>90.5%</b> | <b>183,400</b>  | <b>-7.6%</b> | <b>244,500</b> | <b>-32.7%</b> | <b>307,250</b> | <b>-15.4%</b> | <b>303</b> |

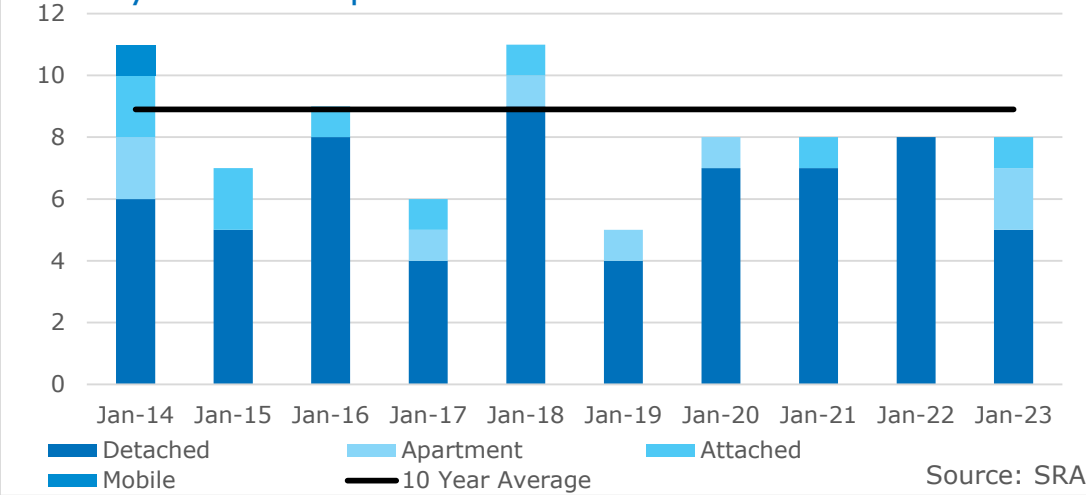


BATTLEFORD

|             | Sales     | Y/Y%        | New Listings | Y/Y%        | S/NL Ratio  | Inventory | Y/Y%        | Months of Supply | DOM       | SP/LP        | Benchmark Price | Y/Y%         | Median Price   | Y/Y%         | Average Price  | Y/Y%         | Index      |
|-------------|-----------|-------------|--------------|-------------|-------------|-----------|-------------|------------------|-----------|--------------|-----------------|--------------|----------------|--------------|----------------|--------------|------------|
| Jan-13      | -         | -100%       | 11           | 10%         | -           | 29        | -3%         | -                | -         | -            | 174,400         | 5.3%         | -              | -            | -              | -            | 294        |
| Feb-13      | 2         | -50%        | 10           | -50%        | 0.20        | 35        | -17%        | 17.50            | 13        | 100.0%       | 171,100         | 5.9%         | 238,750        | -12.5%       | 238,750        | -17.5%       | 288        |
| Mar-13      | 5         | -38%        | 11           | -31%        | 0.45        | 39        | -11%        | 7.80             | 53        | 97.3%        | 176,700         | 5.8%         | 330,000        | 14.7%        | 296,700        | 4.3%         | 298        |
| Apr-13      | 7         | -42%        | 23           | 15%         | 0.30        | 50        | 11%         | 7.14             | 49        | 96.9%        | 175,900         | 0.1%         | 307,000        | 30.7%        | 274,286        | 4.2%         | 296        |
| May-13      | 18        | 20%         | 21           | -9%         | 0.86        | 50        | 9%          | 2.78             | 44        | 96.8%        | 178,600         | -3.8%        | 225,500        | -4.0%        | 246,906        | -9.8%        | 301        |
| Jun-13      | 7         | 17%         | 12           | 100%        | 0.58        | 51        | 38%         | 7.29             | 41        | 97.6%        | 182,400         | -0.5%        | 310,000        | 36.9%        | 279,629        | 11.6%        | 307        |
| Jul-13      | 4         | -50%        | 8            | -38%        | 0.50        | 46        | 21%         | 11.50            | 32        | 96.0%        | 183,700         | -2.1%        | 208,900        | -13.5%       | 218,200        | -8.7%        | 309        |
| Aug-13      | 8         | 100%        | 9            | -25%        | 0.89        | 36        | -10%        | 4.50             | 35        | 95.9%        | 183,000         | 3.9%         | 202,000        | -47.4%       | 228,113        | -40.4%       | 308        |
| Sep-13      | 8         | -11%        | 13           | 63%         | 0.62        | 32        | 0%          | 4.00             | 114       | 96.5%        | 181,200         | 2.5%         | 306,200        | 4.5%         | 315,788        | 10.9%        | 305        |
| Oct-13      | 11        | 120%        | 16           | 60%         | 0.69        | 30        | 3%          | 2.73             | 40        | 96.3%        | 179,200         | 2.4%         | 170,000        | -39.7%       | 198,991        | -27.1%       | 302        |
| Nov-13      | 3         | -63%        | 8            | 14%         | 0.38        | 31        | 29%         | 10.33            | 41        | 93.0%        | 182,500         | 6.2%         | 270,000        | 46.5%        | 352,333        | 60.3%        | 307        |
| Dec-13      | 3         | 50%         | 6            | 0%          | 0.50        | 29        | 26%         | 9.67             | 37        | 100.9%       | 181,900         | 5.1%         | 185,000        | -36.5%       | 235,000        | -19.4%       | 306        |
| <b>2013</b> | <b>76</b> | <b>-11%</b> | <b>148</b>   | <b>-2%</b>  | <b>0.51</b> | <b>38</b> | <b>7%</b>   | <b>6.03</b>      | <b>49</b> | <b>96.7%</b> | <b>179,217</b>  | <b>2.4%</b>  | <b>240,500</b> | <b>0.4%</b>  | <b>256,021</b> | <b>-4.3%</b> | <b>302</b> |
| Jan-14      | 6         | -           | 5            | -55%        | 1.20        | 23        | -21%        | 3.83             | 75        | 95.4%        | 187,800         | 7.7%         | 348,950        | -            | 326,733        | -            | 316        |
| Feb-14      | 4         | 100%        | 7            | -30%        | 0.57        | 23        | -34%        | 5.75             | 76        | 93.5%        | 186,100         | 8.8%         | 200,500        | -16.0%       | 205,625        | -13.9%       | 313        |
| Mar-14      | 5         | 0%          | 13           | 18%         | 0.38        | 24        | -38%        | 4.80             | 58        | 96.3%        | 179,900         | 1.8%         | 242,500        | -26.5%       | 231,400        | -22.0%       | 303        |
| Apr-14      | 8         | 14%         | 16           | -30%        | 0.50        | 31        | -38%        | 3.88             | 44        | 97.7%        | 187,400         | 6.5%         | 311,000        | 1.3%         | 320,238        | 16.8%        | 316        |
| May-14      | 14        | -22%        | 23           | 10%         | 0.61        | 34        | -32%        | 2.43             | 39        | 96.9%        | 191,500         | 7.2%         | 317,500        | 40.8%        | 321,893        | 30.4%        | 322        |
| Jun-14      | 7         | 0%          | 17           | 42%         | 0.41        | 42        | -18%        | 6.00             | 41        | 96.8%        | 197,500         | 8.3%         | 208,500        | -32.7%       | 222,643        | -20.4%       | 333        |
| Jul-14      | 8         | 100%        | 10           | 25%         | 0.80        | 37        | -20%        | 4.63             | 44        | 96.5%        | 198,800         | 8.2%         | 246,250        | 17.9%        | 287,363        | 31.7%        | 335        |
| Aug-14      | 4         | -50%        | 9            | 0%          | 0.44        | 37        | 3%          | 9.25             | 76        | 96.9%        | 191,200         | 4.5%         | 254,900        | 26.2%        | 268,700        | 17.8%        | 322        |
| Sep-14      | 13        | 63%         | 8            | -38%        | 1.63        | 30        | -6%         | 2.31             | 60        | 96.3%        | 193,900         | 7.0%         | 237,500        | -22.4%       | 271,954        | -13.9%       | 326        |
| Oct-14      | 5         | -55%        | 2            | -88%        | 2.50        | 22        | -27%        | 4.40             | 128       | 95.8%        | 190,600         | 6.4%         | 226,000        | 32.9%        | 219,280        | 10.2%        | 321        |
| Nov-14      | 5         | 67%         | 7            | -13%        | 0.71        | 22        | -29%        | 4.40             | 99        | 95.1%        | 188,600         | 3.3%         | 232,000        | -14.1%       | 234,600        | -33.4%       | 318        |
| Dec-14      | 1         | -67%        | 7            | 17%         | 0.14        | 20        | -31%        | 20.00            | 269       | 95.9%        | 188,400         | 3.6%         | 230,000        | 24.3%        | 230,000        | -2.1%        | 317        |
| <b>2014</b> | <b>80</b> | <b>5%</b>   | <b>124</b>   | <b>-16%</b> | <b>0.65</b> | <b>29</b> | <b>-25%</b> | <b>4.31</b>      | <b>63</b> | <b>96.4%</b> | <b>190,142</b>  | <b>6.1%</b>  | <b>250,000</b> | <b>4.0%</b>  | <b>274,691</b> | <b>7.3%</b>  | <b>320</b> |
| Jan-15      | 2         | -67%        | 6            | 20%         | 0.33        | 21        | -9%         | 10.50            | 76        | 96.1%        | 177,400         | -5.5%        | 401,000        | 14.9%        | 401,000        | 22.7%        | 299        |
| Feb-15      | 4         | 0%          | 6            | -14%        | 0.67        | 20        | -13%        | 5.00             | 53        | 95.7%        | 183,900         | -1.2%        | 266,500        | 32.9%        | 285,750        | 39.0%        | 310        |
| Mar-15      | 6         | 20%         | 17           | 31%         | 0.35        | 28        | 17%         | 4.67             | 35        | 97.2%        | 193,300         | 7.4%         | 266,500        | 9.9%         | 303,250        | 31.1%        | 325        |
| Apr-15      | 4         | -50%        | 11           | -31%        | 0.36        | 34        | 10%         | 8.50             | 13        | 95.6%        | 199,500         | 6.5%         | 228,750        | -26.4%       | 228,125        | -28.8%       | 336        |
| May-15      | 9         | -36%        | 15           | -35%        | 0.60        | 39        | 15%         | 4.33             | 61        | 96.6%        | 195,300         | 2.0%         | 299,900        | -5.5%        | 315,211        | -2.1%        | 329        |
| Jun-15      | 8         | 14%         | 17           | 0%          | 0.47        | 38        | -10%        | 4.75             | 72        | 96.8%        | 191,900         | -2.8%        | 271,500        | 30.2%        | 253,900        | 14.0%        | 323        |
| Jul-15      | 11        | 38%         | 25           | 150%        | 0.44        | 47        | 27%         | 4.27             | 31        | 97.3%        | 189,600         | -4.6%        | 275,000        | 11.7%        | 318,045        | 10.7%        | 319        |
| Aug-15      | 9         | 125%        | 9            | 0%          | 1.00        | 41        | 11%         | 4.56             | 58        | 95.8%        | 191,100         | -0.1%        | 334,900        | 31.4%        | 383,767        | 42.8%        | 322        |
| Sep-15      | 7         | -46%        | 17           | 113%        | 0.41        | 40        | 33%         | 5.71             | 59        | 97.4%        | 197,600         | 1.9%         | 271,000        | 14.1%        | 287,057        | 5.6%         | 333        |
| Oct-15      | 8         | 60%         | 7            | 250%        | 1.14        | 36        | 64%         | 4.50             | 45        | 92.6%        | 193,300         | 1.4%         | 294,500        | 30.3%        | 282,750        | 28.9%        | 325        |
| Nov-15      | 3         | -40%        | 6            | -14%        | 0.50        | 35        | 59%         | 11.67            | 43        | 96.4%        | 195,500         | 3.7%         | 197,000        | -15.1%       | 270,667        | 15.4%        | 329        |
| Dec-15      | 2         | 100%        | 4            | -43%        | 0.50        | 31        | 55%         | 15.50            | 61        | 97.2%        | 191,200         | 1.5%         | 303,500        | 32.0%        | 303,500        | 32.0%        | 322        |
| <b>2015</b> | <b>73</b> | <b>-9%</b>  | <b>140</b>   | <b>13%</b>  | <b>0.52</b> | <b>34</b> | <b>19%</b>  | <b>5.62</b>      | <b>50</b> | <b>96.2%</b> | <b>191,633</b>  | <b>0.8%</b>  | <b>275,000</b> | <b>10.0%</b> | <b>303,944</b> | <b>10.6%</b> | <b>323</b> |
| Jan-16      | 1         | -50%        | 4            | -33%        | 0.25        | 33        | 57%         | 33.00            | 137       | 99.5%        | 187,700         | 5.8%         | 218,000        | -45.6%       | 218,000        | -45.6%       | 316        |
| Feb-16      | 1         | -75%        | 4            | -33%        | 0.25        | 32        | 60%         | 32.00            | 41        | 96.2%        | 181,300         | -1.4%        | 268,500        | 0.8%         | 268,500        | -6.0%        | 305        |
| Mar-16      | 4         | -33%        | 12           | -29%        | 0.33        | 37        | 32%         | 9.25             | 84        | 93.6%        | 174,600         | -9.7%        | 245,500        | -7.9%        | 212,750        | -29.8%       | 294        |
| Apr-16      | 5         | 25%         | 15           | 36%         | 0.33        | 44        | 29%         | 8.80             | 70        | 95.5%        | 186,000         | -6.8%        | 275,000        | 20.2%        | 312,780        | 37.1%        | 313        |
| May-16      | 8         | -11%        | 11           | -27%        | 0.73        | 40        | 3%          | 5.00             | 75        | 97.9%        | 187,000         | -4.2%        | 363,700        | 21.3%        | 348,300        | 10.5%        | 315        |
| Jun-16      | 7         | -13%        | 17           | 0%          | 0.41        | 40        | 5%          | 5.71             | 27        | 95.8%        | 195,900         | 2.1%         | 295,000        | 8.7%         | 353,143        | 39.1%        | 330        |
| Jul-16      | 9         | -18%        | 14           | -44%        | 0.64        | 36        | -23%        | 4.00             | 59        | 97.4%        | 195,500         | 3.1%         | 227,000        | -17.5%       | 240,667        | -24.3%       | 329        |
| Aug-16      | 4         | -56%        | 5            | -44%        | 0.80        | 34        | -17%        | 8.50             | 81        | 94.1%        | 199,300         | 4.3%         | 221,500        | -33.9%       | 232,300        | -39.5%       | 336        |
| Sep-16      | 10        | 43%         | 13           | -24%        | 0.77        | 28        | -30%        | 2.80             | 63        | 96.3%        | 187,000         | -5.4%        | 345,200        | 27.4%        | 314,090        | 9.4%         | 315        |
| Oct-16      | -         | -100%       | 5            | -29%        | -           | 28        | -22%        | -                | -         | -            | 189,900         | -1.8%        | -              | -            | -              | -            | 320        |
| Nov-16      | 5         | 67%         | 5            | -17%        | 1.00        | 25        | -29%        | 5.00             | 58        | 97.0%        | 189,800         | -2.9%        | 210,000        | 6.6%         | 269,200        | -0.5%        | 320        |
| Dec-16      | 2         | 0%          | 4            | 0%          | 0.50        | 22        | -29%        | 11.00            | 67        | 94.4%        | 190,100         | -0.6%        | 330,000        | 8.7%         | 330,000        | 8.7%         | 320        |
| <b>2016</b> | <b>56</b> | <b>-23%</b> | <b>109</b>   | <b>-22%</b> | <b>0.51</b> | <b>33</b> | <b>-3%</b>  | <b>7.13</b>      | <b>64</b> | <b>96.3%</b> | <b>188,675</b>  | <b>-1.5%</b> | <b>268,750</b> | <b>-2.3%</b> | <b>292,891</b> | <b>-3.6%</b> | <b>318</b> |
| Jan-17      | 1         | 0%          | 1            | -75%        | 1.00        | 20        | -39%        | 20.00            | 123       | 95.5%        | 177,100         | -5.6%        | 229,000        | 5.0%         | 229,000        | 5.0%         | 298        |
| Feb-17      | 3         | 200%        | 11           | 175%        | 0.27        | 27        | -16%        | 9.00             | 57        | 93.0%        | 166,900         | -7.9%        | 490,000        | 82.5%        | 427,500        | 59.2%        | 281        |
| Mar-17      | 8         | 100%        | 8            | -33%        | 1.00        | 26        | -30%        | 3.25             | 79        | 94.5%        | 197,600         | 13.2%        | 266,500        | 8.6%         | 272,625        | 28.1%        | 333        |
| Apr-17      | 6         | 20%         | 9            | -40%        | 0.67        | 24        | -45%        | 4.00             | 113       | 97.0%        | 207,800         | 11.7%        | 422,500        | 53.6%        | 420,000        | 34.3%        | 350        |
| May-17      | 8         | 0%          | 20           | 82%         | 0.40        | 35        | -13%        | 4.38             | 36        | 97.9%        | 207,400         | 10.9%        | 322,450        | -11.3%       | 298,425        | -14.3%       | 349        |
| Jun-17      | 6         | -14%        | 5            | -71%        | 1.20        | 32        | -20%        | 5.33             | 59        | 97.6%        | 207,800         | 6.1%         | 315,000        | 6.8%         | 321,483        | -9.0%        | 350        |
| Jul-17      | 3         | -67%        | 8            | -43%        | 0.38        | 34        | -6%         | 11.33            | 18        | 96.9%        | 205,300         | 5.0%         | 367,500        | 61.9%        | 356,833        | 48.3%        | 346        |
| Aug-17      | 2         | -50%        | 10           | 100%        | 0.20        | 34        | 0%          | 17.00            | 57        | 95.9%        | 198,800         | -0.3%        | 333,000        | 50.3%        | 333,000        | 43.3%        | 335        |
| Sep-17      | 5         | -50%        | 16           | 23%         | 0.31        | 37        | 32%         | 7.40             | 50        | 94.2%        | 196,400         | 5.0%         | 232,000        | -32.8%       | 286,200        | -8.9%        | 331        |
| Oct-17      | 3         | -           | 6            | 20%         | 0.50        | 34        | 21%         | 11.33            | 64        | 96.6%        | 188,000         | -1.0%        | 182,500        | -            | 260,833        | -            | 317        |
| Nov-17      | 2         | -60%        | 4            | -20%        | 0.50        | 28        | 12%         | 14.00            | 38        | 95.3%        | 187,500         | -1.2%        | 240,500        | 14.5%        | 240,500        | -10.7%       | 316        |
| Dec-17      | 2         | 0%          | 4            | 0%          | 0.50        | 24        | 9%          | 12.00            | 62        | 96.0%        | 173,200         | -8.9%        | 307,000        | -7.0%        | 307,000        | -7.0%        | 292        |
| <b>2017</b> | <b>49</b> | <b>-13%</b> | <b>102</b>   | <b>-6%</b>  | <b>0.48</b> | <b>30</b> | <b>-11%</b> | <b>7.24</b>      | <b>62</b> | <b>96.1%</b> | <b>192,817</b>  | <b>2.2%</b>  | <b>325,000</b> | <b>20.9%</b> | <b>317,833</b> | <b>8.5%</b>  | <b>325</b> |
| Jan-18      | 4         | 300%        | 10           | 900%        | 0.40        | 28        | 40%         | 7.00             | 73        | 91.5%        | 183,400         | 3.6%         | 200,000        | -12.7%       | 274,125        | 19.7%        | 309        |
| Feb-18      | 6         | 100%        | 8            | -27%        | 0.75        | 23        | -15%        | 3.83             | 39        | 96.4%        | 191,500         | 14.7%        | 281,750        | -42.5%       | 317,417        | -25.8%       | 322        |
| Mar-18      | 1         | -88%        | 6            | -25%        | 0.17        | 27        | 4%          | 27.00            | 166       | 95.9%        | 191,500         | -3.1%        | 536,750        | 101.4%       | 536,750        | 96.9%        | 322        |
| Apr-18      | 3         | -50%        | 15           | 67%         | 0.20        | 35        | 46%         | 11.67            | 129       | 94.9%        | 195,700         | -5.8%        | 350,000        | -17.2%       | 363,333        | -13.5%       | 330        |
| May-18      | -         | -100%       | 8            | -60%        | -           | 41        | 17%         | -                | -         | -            | 189,300         | -8.7%        | -              | -            | -              | -            | 319        |
| Jun-18      | 5         | -17%        | 14           | 180%        | 0.36        | 45        | 41%         | 9.00             | 39        | 94.4%        | 189,500         | -8.8%        | 224,000        | -28.9%       | 268,280        | -16.5%       | 319        |
| Jul-18      | 2         | -33%        | 12           | 50%         | 0.17        | 49        | 44%         | 24.50            | 149       | 99.7%        | 190,800         | -7.1%        | 607,500        | 65.3%        | 607,500        | 70.2%        | 321        |
| Aug-18      | 2         | 0%          | 14           | 40%         | 0.14        | 56        | 65%         | 28.00            | 91        | 94.4%        | 185,800         | -6.5%        | 214,250        | -35.7%       | 214,250        | -35.7%       | 313        |
| Sep-18      | 6         | 20%         | 9            | -44%        | 0.67        | 48        | 30%         | 8.00             | 139       | 94.3%        | 178,500         | -9.1%        | 182,500        | -21.3%       | 207,150        | -27.6%       | 301        |
| Oct-18      | 6         | 100%        | 9            | 50%         | 0.67        | 41        | 21%         | 6.83             |           |              |                 |              |                |              |                |              |            |

| BATTLEFORD  |           |             |              |             |             |           |             |                  |            |              |                 |              |                |               |                |               |            |
|-------------|-----------|-------------|--------------|-------------|-------------|-----------|-------------|------------------|------------|--------------|-----------------|--------------|----------------|---------------|----------------|---------------|------------|
|             | Sales     | Y/Y%        | New Listings | Y/Y%        | S/NL Ratio  | Inventory | Y/Y%        | Months of Supply | DOM        | SP/LP        | Benchmark Price | Y/Y%         | Median Price   | Y/Y%          | Average Price  | Y/Y%          | Index      |
| Jan-19      | 2         | -50%        | 6            | -40%        | 0.33        | 35        | 25%         | 17.50            | 83         | 93.5%        | 174,200         | -5.0%        | 257,000        | 28.5%         | 257,000        | -6.2%         | 293        |
| Feb-19      | 1         | -83%        | 10           | 25%         | 0.10        | 39        | 70%         | 39.00            | 85         | 95.3%        | 173,300         | -9.5%        | 262,000        | -7.0%         | 262,000        | -17.5%        | 292        |
| Mar-19      | -         | -100%       | 7            | 17%         | -           | 44        | 63%         | -                | -          | -            | 183,500         | -4.2%        | -              | -             | -              | -             | 309        |
| Apr-19      | 4         | 33%         | 17           | 13%         | 0.24        | 51        | 46%         | 12.75            | 87         | 96.5%        | 178,500         | -8.8%        | 296,000        | -15.4%        | 331,750        | -8.7%         | 301        |
| May-19      | 9         | -           | 12           | 50%         | 0.75        | 51        | 24%         | 5.67             | 85         | 95.0%        | 191,100         | 1.0%         | 276,500        | -             | 333,556        | -             | 322        |
| Jun-19      | 3         | -40%        | 7            | -50%        | 0.43        | 48        | 7%          | 16.00            | 69         | 95.1%        | 190,700         | 0.6%         | 237,000        | 5.8%          | 198,000        | -26.2%        | 321        |
| Jul-19      | 5         | 150%        | 13           | 8%          | 0.38        | 50        | 2%          | 10.00            | 37         | 96.7%        | 189,300         | -0.8%        | 230,000        | -62.1%        | 258,000        | -57.5%        | 319        |
| Aug-19      | 4         | 100%        | 9            | -36%        | 0.44        | 49        | -13%        | 12.25            | 71         | 93.2%        | 182,600         | -1.7%        | 190,750        | -11.0%        | 199,125        | -7.1%         | 307        |
| Sep-19      | 4         | -33%        | 9            | 0%          | 0.44        | 52        | 8%          | 13.00            | 104        | 93.8%        | 182,200         | 2.1%         | 312,500        | 71.2%         | 328,000        | 58.3%         | 307        |
| Oct-19      | 8         | 33%         | 12           | 33%         | 0.67        | 47        | 15%         | 5.88             | 87         | 96.6%        | 190,000         | 7.1%         | 316,450        | 60.2%         | 321,050        | 43.9%         | 320        |
| Nov-19      | 7         | 75%         | 4            | -43%        | 1.75        | 36        | -8%         | 5.14             | 134        | 95.4%        | 198,600         | 12.7%        | 180,000        | -20.9%        | 206,000        | -21.7%        | 334        |
| Dec-19      | -         | -100%       | 4            | 0%          | -           | 37        | 9%          | -                | -          | -            | 197,500         | 14.0%        | -              | -             | -              | -             | 333        |
| <b>2019</b> | <b>47</b> | <b>12%</b>  | <b>110</b>   | <b>-5%</b>  | <b>0.43</b> | <b>45</b> | <b>16%</b>  | <b>11.47</b>     | <b>87</b>  | <b>95.4%</b> | <b>185,958</b>  | <b>0.4%</b>  | <b>252,000</b> | <b>12.2%</b>  | <b>278,891</b> | <b>0.0%</b>   | <b>313</b> |
| Jan-20      | 1         | -50%        | 8            | 33%         | 0.13        | 35        | 0%          | 35.00            | 69         | 94.0%        | 186,800         | 7.2%         | 140,000        | -45.5%        | 140,000        | -45.5%        | 315        |
| Feb-20      | 3         | 200%        | 9            | -10%        | 0.33        | 39        | 0%          | 13.00            | 25         | 97.6%        | 176,200         | 1.7%         | 200,000        | -23.7%        | 238,667        | -8.9%         | 297        |
| Mar-20      | 9         | -           | 6            | -14%        | 1.50        | 36        | -18%        | 4.00             | 138        | 94.6%        | 169,500         | -7.6%        | 232,500        | -             | 245,333        | -             | 285        |
| Apr-20      | 1         | -75%        | 8            | -53%        | 0.13        | 39        | -24%        | 39.00            | 15         | 100.0%       | 169,500         | -5.0%        | 189,900        | -35.8%        | 189,900        | -42.8%        | 285        |
| May-20      | 2         | -78%        | 6            | -50%        | 0.33        | 40        | -22%        | 20.00            | 203        | 96.9%        | 173,200         | -9.4%        | 377,500        | 36.5%         | 377,500        | 13.2%         | 292        |
| Jun-20      | 8         | 167%        | 8            | 14%         | 1.00        | 36        | -25%        | 4.50             | 154        | 93.5%        | 179,700         | -5.8%        | 262,250        | 10.7%         | 255,313        | 28.9%         | 303        |
| Jul-20      | 4         | -20%        | 11           | -15%        | 0.36        | 38        | -24%        | 9.50             | 102        | 94.8%        | 177,500         | -6.2%        | 203,500        | -11.5%        | 188,250        | -27.0%        | 299        |
| Aug-20      | 8         | 100%        | 9            | 0%          | 0.89        | 37        | -24%        | 4.63             | 93         | 96.8%        | 187,100         | 2.5%         | 340,000        | 78.2%         | 330,025        | 65.7%         | 315        |
| Sep-20      | 5         | 25%         | 5            | -44%        | 1.00        | 31        | -40%        | 6.20             | 106        | 96.1%        | 187,700         | 3.0%         | 385,000        | 23.2%         | 346,000        | 5.5%          | 316        |
| Oct-20      | 5         | -38%        | 9            | -25%        | 0.56        | 30        | -36%        | 6.00             | 146        | 93.6%        | 198,300         | 4.4%         | 257,500        | -18.6%        | 296,500        | -7.6%         | 334        |
| Nov-20      | 5         | -29%        | 7            | 75%         | 0.71        | 31        | -14%        | 6.20             | 77         | 95.8%        | 193,100         | -2.8%        | 255,000        | 41.7%         | 231,300        | 12.3%         | 325        |
| Dec-20      | 5         | -           | 1            | -75%        | 5.00        | 25        | -32%        | 5.00             | 61         | 97.8%        | 193,100         | -2.2%        | 251,500        | -             | 291,300        | -             | 325        |
| <b>2020</b> | <b>56</b> | <b>19%</b>  | <b>87</b>    | <b>-21%</b> | <b>0.64</b> | <b>35</b> | <b>-23%</b> | <b>7.45</b>      | <b>110</b> | <b>95.6%</b> | <b>182,642</b>  | <b>-1.8%</b> | <b>261,250</b> | <b>3.7%</b>   | <b>272,680</b> | <b>-2.2%</b>  | <b>307</b> |
| Jan-21      | 6         | 500%        | 7            | -13%        | 0.86        | 24        | -31%        | 4.00             | 97         | 94.8%        | 189,400         | 1.4%         | 324,500        | 131.8%        | 342,667        | 144.8%        | 319        |
| Feb-21      | 1         | -67%        | 9            | 0%          | 0.11        | 26        | -33%        | 26.00            | 38         | 95.0%        | 196,800         | 11.7%        | 285,000        | 42.5%         | 285,000        | 19.4%         | 331        |
| Mar-21      | 12        | 33%         | 14           | 133%        | 0.86        | 24        | -33%        | 2.00             | 80         | 97.8%        | 203,100         | 19.8%        | 263,000        | 13.1%         | 312,983        | 27.6%         | 342        |
| Apr-21      | 4         | 300%        | 18           | 125%        | 0.22        | 34        | -13%        | 8.50             | 116        | 96.5%        | 210,300         | 24.1%        | 352,000        | 85.4%         | 370,625        | 95.2%         | 354        |
| May-21      | 8         | 300%        | 12           | 100%        | 0.67        | 35        | -13%        | 4.38             | 84         | 96.6%        | 213,800         | 23.4%        | 378,450        | 0.3%          | 331,400        | -12.2%        | 360        |
| Jun-21      | 9         | 13%         | 8            | 0%          | 1.13        | 32        | -11%        | 3.56             | 39         | 96.3%        | 200,300         | 11.5%        | 320,000        | 22.0%         | 289,667        | 13.5%         | 337        |
| Jul-21      | 7         | 75%         | 10           | -9%         | 0.70        | 33        | -13%        | 4.71             | 52         | 96.9%        | 195,200         | 10.0%        | 242,000        | 18.9%         | 244,343        | 29.8%         | 329        |
| Aug-21      | 6         | -25%        | 6            | -33%        | 1.00        | 30        | -19%        | 5.00             | 62         | 94.6%        | 195,800         | 4.6%         | 174,500        | -48.7%        | 222,333        | -32.6%        | 330        |
| Sep-21      | 3         | -40%        | 6            | 20%         | 0.50        | 28        | -10%        | 9.33             | 63         | 97.1%        | 197,700         | 5.3%         | 204,900        | -46.8%        | 236,300        | -31.7%        | 333        |
| Oct-21      | 4         | -20%        | 6            | -33%        | 0.67        | 27        | -10%        | 6.75             | 53         | 95.2%        | 201,200         | 1.5%         | 281,250        | 9.2%          | 290,375        | -2.1%         | 339        |
| Nov-21      | 4         | -20%        | 9            | 29%         | 0.44        | 31        | 0%          | 7.75             | 17         | 97.2%        | 200,700         | 3.9%         | 247,450        | -3.0%         | 302,475        | 30.8%         | 338        |
| Dec-21      | 6         | 20%         | 2            | 100%        | 3.00        | 23        | -8%         | 3.83             | 49         | 95.9%        | 199,800         | 3.5%         | 333,000        | 32.4%         | 346,500        | 18.9%         | 336        |
| <b>2021</b> | <b>70</b> | <b>25%</b>  | <b>107</b>   | <b>23%</b>  | <b>0.65</b> | <b>29</b> | <b>-17%</b> | <b>4.96</b>      | <b>65</b>  | <b>96.4%</b> | <b>200,342</b>  | <b>9.7%</b>  | <b>286,250</b> | <b>9.6%</b>   | <b>300,589</b> | <b>10.2%</b>  | <b>337</b> |
| Jan-22      | 2         | -67%        | 6            | -14%        | 0.33        | 23        | -4%         | 11.50            | 228        | 93.8%        | 199,400         | 5.3%         | 363,250        | 11.9%         | 363,250        | 6.0%          | 336        |
| Feb-22      | 3         | 200%        | 11           | 22%         | 0.27        | 29        | 12%         | 9.67             | 109        | 96.4%        | 200,900         | 2.1%         | 240,000        | -15.8%        | 235,967        | -17.2%        | 338        |
| Mar-22      | 8         | -33%        | 7            | -50%        | 1.14        | 24        | 0%          | 3.00             | 69         | 94.8%        | 205,800         | 1.3%         | 267,950        | 1.9%          | 283,175        | -9.5%         | 347        |
| Apr-22      | 11        | 175%        | 10           | -44%        | 1.10        | 21        | -38%        | 1.91             | 71         | 95.6%        | 210,700         | 0.2%         | 230,000        | -34.7%        | 284,091        | -23.3%        | 355        |
| May-22      | 9         | 13%         | 8            | -33%        | 1.13        | 16        | -54%        | 1.78             | 76         | 96.5%        | 206,100         | -3.6%        | 250,000        | -33.9%        | 326,333        | -1.5%         | 347        |
| Jun-22      | 10        | 11%         | 11           | 38%         | 0.91        | 16        | -50%        | 1.60             | 57         | 96.9%        | 203,700         | 1.7%         | 399,950        | 25.0%         | 390,080        | 34.7%         | 343        |
| Jul-22      | 2         | -71%        | 7            | -30%        | 0.29        | 20        | -39%        | 10.00            | 63         | 95.3%        | 201,900         | 3.4%         | 202,500        | -16.3%        | 202,500        | -17.1%        | 340        |
| Aug-22      | 4         | -33%        | 7            | 17%         | 0.57        | 21        | -30%        | 5.25             | 41         | 95.8%        | 200,500         | 2.4%         | 220,450        | 26.3%         | 258,350        | 16.2%         | 338        |
| Sep-22      | 4         | 33%         | 11           | 83%         | 0.36        | 26        | -7%         | 6.50             | 109        | 96.1%        | 200,600         | 1.5%         | 129,125        | -37.0%        | 134,413        | -43.1%        | 338        |
| Oct-22      | 2         | -50%        | 10           | 67%         | 0.20        | 32        | 19%         | 16.00            | 73         | 96.8%        | 201,600         | 0.2%         | 207,500        | -26.2%        | 207,500        | -28.5%        | 339        |
| Nov-22      | 6         | 50%         | 2            | -78%        | 3.00        | 21        | -32%        | 3.50             | 61         | 96.1%        | 205,500         | 2.4%         | 288,250        | 16.5%         | 280,583        | -7.2%         | 346        |
| Dec-22      | -         | -100%       | 1            | -50%        | -           | 20        | -13%        | -                | -          | -            | 193,000         | -3.4%        | -              | -             | -              | -             | 325        |
| <b>2022</b> | <b>61</b> | <b>-13%</b> | <b>91</b>    | <b>-15%</b> | <b>0.67</b> | <b>22</b> | <b>-22%</b> | <b>4.41</b>      | <b>75</b>  | <b>96.0%</b> | <b>202,475</b>  | <b>1.1%</b>  | <b>245,900</b> | <b>-14.1%</b> | <b>290,773</b> | <b>-3.3%</b>  | <b>341</b> |
| Jan-23      | 3         | 50%         | 4            | -33%        | 0.75        | 19        | -17%        | 6.33             | 189        | 90.2%        | 183,200         | -8.1%        | 224,000        | -38.3%        | 321,333        | -11.5%        | 308        |
| Feb-23      |           |             |              |             |             |           |             |                  |            |              |                 |              |                |               |                |               |            |
| Mar-23      |           |             |              |             |             |           |             |                  |            |              |                 |              |                |               |                |               |            |
| Apr-23      |           |             |              |             |             |           |             |                  |            |              |                 |              |                |               |                |               |            |
| May-23      |           |             |              |             |             |           |             |                  |            |              |                 |              |                |               |                |               |            |
| Jun-23      |           |             |              |             |             |           |             |                  |            |              |                 |              |                |               |                |               |            |
| Jul-23      |           |             |              |             |             |           |             |                  |            |              |                 |              |                |               |                |               |            |
| Aug-23      |           |             |              |             |             |           |             |                  |            |              |                 |              |                |               |                |               |            |
| Sep-23      |           |             |              |             |             |           |             |                  |            |              |                 |              |                |               |                |               |            |
| Oct-23      |           |             |              |             |             |           |             |                  |            |              |                 |              |                |               |                |               |            |
| Nov-23      |           |             |              |             |             |           |             |                  |            |              |                 |              |                |               |                |               |            |
| Dec-23      |           |             |              |             |             |           |             |                  |            |              |                 |              |                |               |                |               |            |
| <b>2023</b> | <b>3</b>  | <b>50%</b>  | <b>4</b>     | <b>-33%</b> | <b>0.75</b> | <b>19</b> | <b>-17%</b> | <b>6.33</b>      | <b>189</b> | <b>90.2%</b> | <b>183,200</b>  | <b>-8.1%</b> | <b>224,000</b> | <b>-38.3%</b> | <b>321,333</b> | <b>-11.5%</b> | <b>308</b> |

**Monthly Sales Comparison**



**SALES**

**8**

0.0% Y/Y    0.0% YTD  
 10-year average spread YTD  
 10.1% ↓    10.1% ↓

**NEW LISTINGS**

**17**

41.7% Y/Y    41.7% YTD  
 10-year average spread YTD  
 41.4% ↓    41.4% ↓

**INVENTORY**

**80**

4.8% Y/Y    Monthly trend\*  
 10-year average spread YTD  
 45.2% ↓    45.2% ↓

**MONTHS OF SUPPLY**

**10.00**

4.8% Y/Y    Monthly trend\*  
 10-year average spread YTD  
 47.1% ↓    47.1% ↓



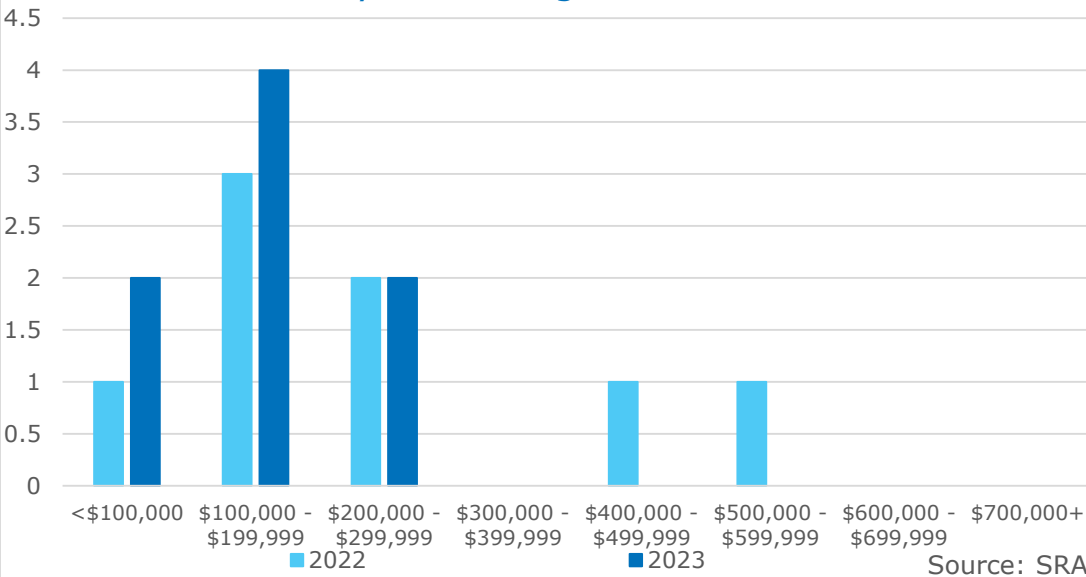
**TOTAL RESIDENTIAL BENCHMARK PRICE**

**\$ 220,900**

↑ 0.6% Y/Y

Monthly trend\*

**Residential Sales by Price Range**



## January 2023

|                          | Sales    |           | New Listings |            | Inventory |            | Months of Supply |            | DOM       | Benchmark        |           | Avg Price        |             |
|--------------------------|----------|-----------|--------------|------------|-----------|------------|------------------|------------|-----------|------------------|-----------|------------------|-------------|
|                          | Actual   | Y/Y%      | Actual       | Y/Y%       | Actual    | Y/Y%       | Actual           | Y/Y%       | Actual    | Actual           | Y/Y%      | Actual           | Y/Y%        |
| Detached                 | 5        | -38%      | 13           | 160%       | 46        | -15%       | 9.20             | 36%        | 57        | \$220,900        | 1%        | \$162,780        | -35%        |
| Attached                 | 1        | -         | 2            | -60%       | 12        | 0%         | 12.00            | -          | 64        | -                | -         | \$150,000        | -           |
| Apartment                | 2        | -         | 1            | -50%       | 20        | 54%        | 10.00            | -          | 63        | -                | -         | \$141,500        | -           |
| Mobile                   | 0        | -         | 1            | -          | 2         | -60%       | -                | -          | -         | -                | -         | -                | -           |
| <b>Total Residential</b> | <b>8</b> | <b>0%</b> | <b>17</b>    | <b>42%</b> | <b>80</b> | <b>-5%</b> | <b>10.00</b>     | <b>-5%</b> | <b>59</b> | <b>\$220,900</b> | <b>1%</b> | <b>\$155,863</b> | <b>-38%</b> |

## 10-Year Averages

|                   | Sales |       | New Listings |       | Inventory |       | Months of Supply |       | DOM | Benchmark |       | Avg Price |       |
|-------------------|-------|-------|--------------|-------|-----------|-------|------------------|-------|-----|-----------|-------|-----------|-------|
|                   | Avg   | %Diff | Avg          | %Diff | Avg       | %Diff | Avg              | %Diff | Avg | Avg       | %Diff | Avg       | %Diff |
| Total Residential | 9     | -10%  | 29           | -41%  | 146       | -45%  | 18.91            | -47%  | 106 | \$264,820 | -17%  | \$256,660 | -39%  |

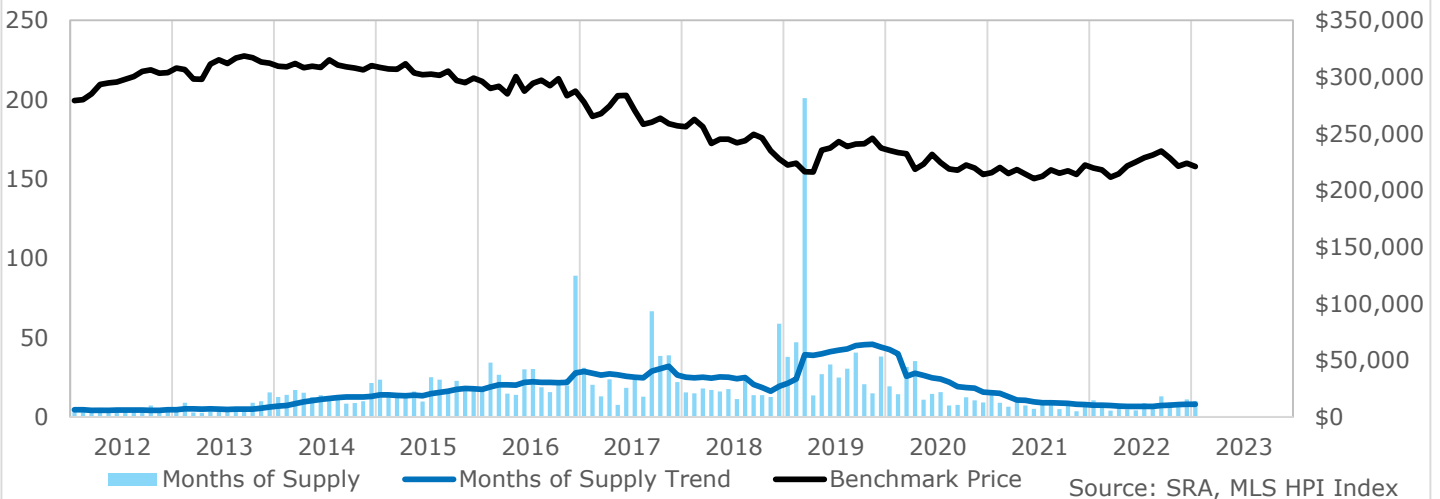
## Year-to-Date January 2023

|                          | Sales    |           | New Listings |            | Inventory |            | Months of Supply |            | DOM       | Benchmark        |           | Avg Price        |             |
|--------------------------|----------|-----------|--------------|------------|-----------|------------|------------------|------------|-----------|------------------|-----------|------------------|-------------|
|                          | Actual   | Y/Y%      | Actual       | Y/Y%       | Actual    | Y/Y%       | Actual           | Y/Y%       | Actual    | Actual           | Y/Y%      | Actual           | Y/Y%        |
| Detached                 | 5        | -38%      | 13           | 160%       | 46        | -15%       | 9.20             | 36%        | 57        | \$220,900        | 1%        | \$162,780        | -35%        |
| Attached                 | 1        | -         | 2            | -60%       | 12        | 0%         | 12.00            | -          | 64        | -                | -         | \$150,000        | -           |
| Apartment                | 2        | -         | 1            | -50%       | 20        | 54%        | 10.00            | -          | 63        | -                | -         | \$141,500        | -           |
| Mobile                   | 0        | -         | 1            | -          | 2         | -60%       | -                | -          | -         | -                | -         | -                | -           |
| <b>Total Residential</b> | <b>8</b> | <b>0%</b> | <b>17</b>    | <b>42%</b> | <b>80</b> | <b>-5%</b> | <b>10.00</b>     | <b>-5%</b> | <b>59</b> | <b>\$220,900</b> | <b>1%</b> | <b>\$155,863</b> | <b>-38%</b> |

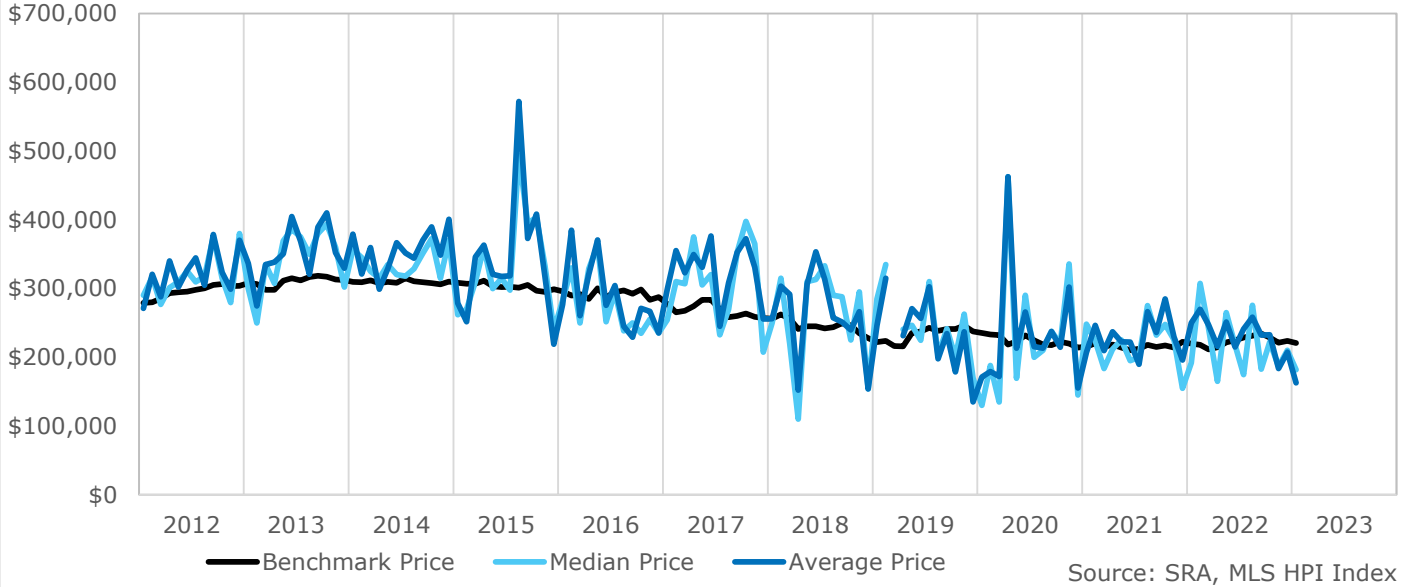
## 10-Year Averages

|                   | Sales |       | New Listings |       | Inventory |       | Months of Supply |       | DOM | Benchmark |       | Avg Price |       |
|-------------------|-------|-------|--------------|-------|-----------|-------|------------------|-------|-----|-----------|-------|-----------|-------|
|                   | Avg   | %Diff | Avg          | %Diff | Avg       | %Diff | Avg              | %Diff | Avg | Avg       | %Diff | Avg       | %Diff |
| Total Residential | 9     | -10%  | 29           | -41%  | 146       | -45%  | 18.91            | -47%  | 106 | \$264,820 | -17%  | \$256,660 | -39%  |

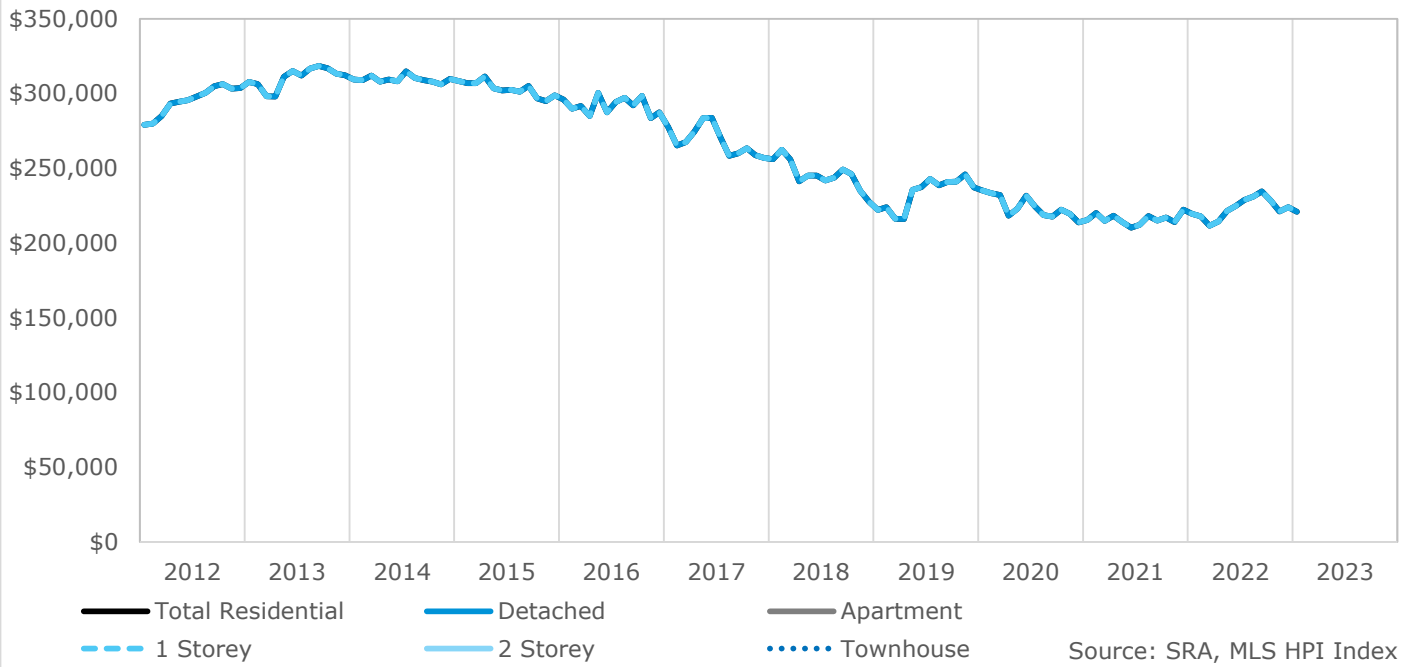
## Residential Months of Supply and Price



**Single Family Pricing**



**Benchmark Price**



## HPI Benchmark Attributes

|                                            | Composite              |
|--------------------------------------------|------------------------|
| Bedrooms, Above Ground                     | 3                      |
| Bathrooms, Full                            | 2                      |
| Bathrooms, Half                            | 0                      |
| Garage                                     | Attached, Single width |
| Gross Living Area, Above Ground (Sq. Ft.)  | 1143                   |
| Lot Size                                   | -                      |
| Fireplaces, Number of                      | 0                      |
| Year Built                                 | 1963                   |
| January 2023 Benchmark Price               | \$220,900              |
| Single Family Share of Sales, Last 3 Years | 100%                   |
| Apartment Share of Sales, Last 3 Years     | -                      |
| Townhouse Share of Sales, Last 3 Years     | -                      |

|                                            | Single Family          | 1 Storey               | 2 Storey |
|--------------------------------------------|------------------------|------------------------|----------|
| Bedrooms, Above Ground                     | 3                      | 3                      | -        |
| Bathrooms, Full                            | 2                      | 2                      | -        |
| Bathrooms, Half                            | 0                      | 0                      | -        |
| Garage                                     | Attached, Single width | Attached, Single width | -        |
| Gross Living Area, Above Ground (Sq. Ft.)  | 1143                   | 1180                   | -        |
| Lot Size                                   | 6105                   | 6426                   | -        |
| Fireplaces, Number of                      | 0                      | 0                      | -        |
| Year Built                                 | 1963                   | 1965                   | -        |
| January 2023 Benchmark Price               | \$220,900              | \$220,900              | -        |
| Share of Total Sales, Last 3 Years         | 100%                   | 100%                   | -        |
| Share of Single Family Sales, Last 3 Years | 100%                   | 100%                   | -        |

|                                           | Apartment | Townhouse |
|-------------------------------------------|-----------|-----------|
| Bedrooms, Above Ground                    | -         | -         |
| Bathrooms, Full                           | -         | -         |
| Bathrooms, Half                           | -         | -         |
| Garage                                    | -         | -         |
| Gross Living Area, Above Ground (Sq. Ft.) | -         | -         |
| Fireplaces, Number of                     | -         | -         |
| Year Built                                | -         | -         |
| January 2023 Benchmark Price              | -         | -         |





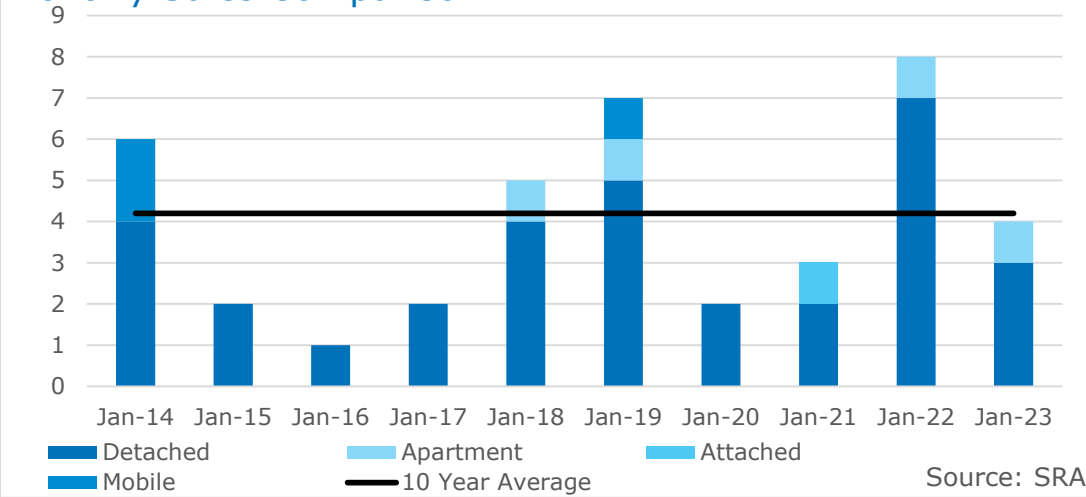
| ESTEVAN |       |      |              |      |            |           |      |                  |     |       |                 |        |              |        |               |        |       |
|---------|-------|------|--------------|------|------------|-----------|------|------------------|-----|-------|-----------------|--------|--------------|--------|---------------|--------|-------|
|         | Sales | Y/Y% | New Listings | Y/Y% | S/NL Ratio | Inventory | Y/Y% | Months of Supply | DOM | SP/LP | Benchmark Price | Y/Y%   | Median Price | Y/Y%   | Average Price | Y/Y%   | Index |
| Jan-19  | 5     | -55% | 34           | 42%  | 0.15       | 189       | 11%  | 37.80            | 101 | 91.5% | 222,200         | -13.3% | 230,000      | -8.0%  | 226,000       | -7.5%  | 246   |
| Feb-19  | 4     | -64% | 20           | 5%   | 0.20       | 188       | 15%  | 47.00            | 80  | 94.5% | 223,900         | -14.7% | 305,000      | -3.2%  | 252,750       | -12.4% | 248   |
| Mar-19  | 1     | -90% | 31           | -26% | 0.03       | 201       | 12%  | 201.00           | 11  | 94.9% | 216,300         | -15.5% | 147,000      | -2.8%  | 147,000       | -25.9% | 240   |
| Apr-19  | 15    | 36%  | 41           | 21%  | 0.37       | 204       | 9%   | 13.60            | 134 | 91.9% | 216,000         | -10.4% | 205,000      | 86.4%  | 197,467       | 32.5%  | 239   |
| May-19  | 8     | -33% | 40           | -5%  | 0.20       | 216       | 13%  | 27.00            | 160 | 91.0% | 235,500         | -4.0%  | 246,250      | -12.8% | 270,875       | -1.4%  | 261   |
| Jun-19  | 7     | -42% | 44           | 2%   | 0.16       | 231       | 9%   | 33.00            | 140 | 95.0% | 237,400         | -3.2%  | 247,000      | -19.7% | 256,286       | -23.2% | 263   |
| Jul-19  | 9     | -50% | 28           | -7%  | 0.32       | 223       | 10%  | 24.78            | 68  | 93.2% | 242,900         | 0.5%   | 287,200      | 101.5% | 280,800       | 51.7%  | 269   |
| Aug-19  | 7     | -22% | 22           | -29% | 0.32       | 213       | 2%   | 30.43            | 81  | 87.8% | 238,600         | -2.1%  | 190,000      | -34.5% | 189,571       | -26.3% | 264   |
| Sep-19  | 5     | -64% | 27           | 13%  | 0.19       | 203       | 6%   | 40.60            | 97  | 90.9% | 240,900         | -3.4%  | 238,000      | -17.4% | 211,600       | -13.6% | 267   |
| Oct-19  | 9     | -31% | 24           | -17% | 0.38       | 185       | 3%   | 20.56            | 81  | 89.3% | 241,000         | -2.1%  | 130,000      | -42.2% | 164,556       | -29.5% | 267   |
| Nov-19  | 11    | -21% | 17           | -51% | 0.65       | 164       | -7%  | 14.91            | 167 | 89.3% | 245,900         | 4.7%   | 262,500      | 0.5%   | 237,227       | -2.1%  | 272   |
| Dec-19  | 4     | 33%  | 14           | -7%  | 0.29       | 152       | -14% | 38.00            | 88  | 84.3% | 237,300         | 4.2%   | 150,000      | 207.7% | 133,750       | 88.6%  | 263   |
| 2019    | 85    | -38% | 342          | -7%  | 0.25       | 197       | 6%   | 27.87            | 114 | 91.2% | 233,158         | -5.1%  | 210,000      | -15.6% | 220,573       | -6.4%  | 258   |
| Jan-20  | 8     | 60%  | 28           | -18% | 0.29       | 154       | -19% | 19.25            | 120 | 91.9% | 235,200         | 5.9%   | 131,500      | -42.8% | 166,375       | -26.4% | 261   |
| Feb-20  | 10    | 150% | 17           | -15% | 0.59       | 143       | -24% | 14.30            | 86  | 91.1% | 233,300         | 4.2%   | 140,000      | -54.1% | 171,100       | -32.3% | 258   |
| Mar-20  | 5     | 400% | 34           | 10%  | 0.15       | 158       | -21% | 31.60            | 121 | 90.8% | 232,100         | 7.3%   | 135,000      | -8.2%  | 172,200       | 17.1%  | 257   |
| Apr-20  | 4     | -73% | 11           | -73% | 0.36       | 141       | -31% | 35.25            | 96  | 94.3% | 218,400         | 1.1%   | 310,000      | 51.2%  | 325,000       | 64.6%  | 242   |
| May-20  | 13    | 63%  | 27           | -33% | 0.48       | 140       | -35% | 10.77            | 105 | 90.7% | 223,000         | -5.3%  | 154,000      | -37.5% | 197,454       | -27.1% | 247   |
| Jun-20  | 10    | 43%  | 34           | -23% | 0.29       | 145       | -37% | 14.50            | 132 | 93.4% | 231,700         | -2.4%  | 290,000      | 17.4%  | 262,950       | 2.6%   | 257   |
| Jul-20  | 10    | 11%  | 39           | 39%  | 0.26       | 157       | -30% | 15.70            | 122 | 91.6% | 224,500         | -7.6%  | 177,500      | -38.2% | 202,943       | -27.7% | 249   |
| Aug-20  | 21    | 200% | 29           | 32%  | 0.72       | 153       | -28% | 7.29             | 129 | 92.7% | 218,700         | -8.3%  | 210,000      | 10.5%  | 208,926       | 10.2%  | 242   |
| Sep-20  | 19    | 280% | 32           | 19%  | 0.59       | 146       | -28% | 7.68             | 76  | 91.6% | 217,600         | -9.7%  | 215,000      | -9.7%  | 219,879       | 3.9%   | 241   |
| Oct-20  | 12    | 33%  | 35           | 46%  | 0.34       | 149       | -19% | 12.42            | 47  | 90.2% | 222,300         | -7.8%  | 214,750      | 65.2%  | 208,458       | 26.7%  | 246   |
| Nov-20  | 13    | 18%  | 19           | 12%  | 0.68       | 136       | -17% | 10.46            | 80  | 91.2% | 219,600         | -10.7% | 258,000      | -1.7%  | 262,096       | 10.5%  | 243   |
| Dec-20  | 13    | 225% | 15           | 7%   | 0.87       | 119       | -22% | 9.15             | 98  | 88.3% | 213,900         | -9.9%  | 130,000      | -13.3% | 147,031       | 9.9%   | 237   |
| 2020    | 138   | 62%  | 320          | -6%  | 0.43       | 145       | -27% | 12.62            | 100 | 91.5% | 224,192         | -3.8%  | 188,500      | -10.2% | 208,798       | -5.3%  | 248   |
| Jan-21  | 8     | 0%   | 20           | -29% | 0.40       | 118       | -23% | 14.75            | 87  | 92.1% | 215,500         | -8.4%  | 196,500      | 49.4%  | 199,375       | 19.8%  | 239   |
| Feb-21  | 13    | 30%  | 16           | -6%  | 0.81       | 115       | -20% | 8.85             | 127 | 92.8% | 220,100         | -5.7%  | 220,000      | 57.1%  | 236,923       | 38.5%  | 244   |
| Mar-21  | 19    | 280% | 42           | 24%  | 0.45       | 124       | -22% | 6.53             | 94  | 93.6% | 214,800         | -7.5%  | 135,000      | 0.0%   | 169,184       | -1.8%  | 238   |
| Apr-21  | 13    | 225% | 30           | 173% | 0.43       | 131       | -7%  | 10.08            | 86  | 95.1% | 218,300         | 0.0%   | 212,000      | -31.6% | 231,115       | -28.9% | 242   |
| May-21  | 19    | 46%  | 35           | 30%  | 0.54       | 136       | -3%  | 7.16             | 111 | 95.4% | 214,100         | -4.0%  | 212,500      | 38.0%  | 216,587       | 9.7%   | 237   |
| Jun-21  | 24    | 140% | 27           | -21% | 0.89       | 124       | -14% | 5.17             | 120 | 92.4% | 210,300         | -9.2%  | 182,450      | -37.1% | 182,775       | -30.5% | 233   |
| Jul-21  | 17    | 70%  | 32           | -18% | 0.53       | 128       | -18% | 7.53             | 56  | 92.8% | 212,300         | -5.4%  | 200,000      | 12.7%  | 181,906       | -10.4% | 235   |
| Aug-21  | 15    | -29% | 26           | -10% | 0.58       | 126       | -18% | 8.40             | 67  | 93.6% | 218,100         | -0.3%  | 240,000      | 14.3%  | 229,793       | 10.0%  | 242   |
| Sep-21  | 24    | 26%  | 24           | -25% | 1.00       | 118       | -19% | 4.92             | 91  | 94.0% | 215,100         | -1.1%  | 239,500      | 11.4%  | 252,729       | 14.9%  | 238   |
| Oct-21  | 13    | 8%   | 18           | -49% | 0.72       | 114       | -23% | 8.77             | 136 | 93.0% | 217,100         | -2.3%  | 239,000      | 11.3%  | 240,250       | 15.3%  | 240   |
| Nov-21  | 25    | 92%  | 19           | 0%   | 1.32       | 91        | -33% | 3.64             | 93  | 91.8% | 214,000         | -2.6%  | 190,000      | -26.4% | 209,716       | -20.0% | 237   |
| Dec-21  | 11    | -15% | 18           | 20%  | 0.61       | 85        | -29% | 7.73             | 114 | 92.1% | 222,300         | 3.9%   | 185,000      | 42.3%  | 184,955       | 25.8%  | 246   |
| 2021    | 201   | 46%  | 307          | -4%  | 0.65       | 118       | -19% | 7.01             | 98  | 93.3% | 216,000         | -3.7%  | 195,000      | 3.4%   | 210,951       | 1.0%   | 239   |
| Jan-22  | 8     | 0%   | 12           | -40% | 0.67       | 84        | -29% | 10.50            | 133 | 94.4% | 219,600         | 1.9%   | 192,000      | -2.3%  | 249,750       | 25.3%  | 243   |
| Feb-22  | 11    | -15% | 19           | 19%  | 0.58       | 85        | -26% | 7.73             | 77  | 96.1% | 218,000         | -1.0%  | 300,200      | 36.5%  | 255,409       | 7.8%   | 241   |
| Mar-22  | 21    | 11%  | 28           | -33% | 0.75       | 84        | -32% | 4.00             | 85  | 93.7% | 211,600         | -1.5%  | 234,900      | 74.0%  | 246,276       | 45.6%  | 234   |
| Apr-22  | 12    | -8%  | 21           | -30% | 0.57       | 86        | -34% | 7.17             | 102 | 96.1% | 214,400         | -1.8%  | 155,000      | -26.9% | 209,042       | -9.6%  | 237   |
| May-22  | 19    | 0%   | 36           | 3%   | 0.53       | 91        | -33% | 4.79             | 82  | 95.3% | 221,600         | 3.5%   | 230,000      | 8.2%   | 225,203       | 4.0%   | 245   |
| Jun-22  | 23    | -4%  | 40           | 48%  | 0.58       | 95        | -23% | 4.13             | 70  | 93.2% | 224,900         | 6.9%   | 179,000      | -1.9%  | 176,891       | -3.2%  | 249   |
| Jul-22  | 11    | -35% | 24           | -25% | 0.46       | 97        | -24% | 8.82             | 67  | 94.3% | 228,800         | 7.8%   | 131,000      | -34.5% | 182,627       | 0.4%   | 253   |
| Aug-22  | 15    | 0%   | 36           | 38%  | 0.42       | 110       | -13% | 7.33             | 72  | 96.3% | 231,100         | 6.0%   | 240,000      | 0.0%   | 226,783       | -1.3%  | 256   |
| Sep-22  | 9     | -63% | 26           | 8%   | 0.35       | 116       | -2%  | 12.89            | 85  | 93.3% | 234,500         | 9.0%   | 160,000      | -33.2% | 213,944       | -15.3% | 260   |
| Oct-22  | 12    | -8%  | 17           | -6%  | 0.71       | 110       | -4%  | 9.17             | 91  | 92.7% | 228,500         | 5.3%   | 215,500      | -9.8%  | 229,742       | -4.4%  | 253   |
| Nov-22  | 11    | -56% | 12           | -37% | 0.92       | 100       | 10%  | 9.09             | 85  | 90.8% | 221,100         | 3.3%   | 168,000      | -11.6% | 166,364       | -20.7% | 245   |
| Dec-22  | 8     | -27% | 10           | -44% | 0.80       | 88        | 4%   | 11.00            | 62  | 92.5% | 223,900         | 0.7%   | 210,000      | 13.5%  | 188,375       | 1.8%   | 248   |
| 2022    | 160   | -20% | 281          | -8%  | 0.57       | 96        | -19% | 7.16             | 83  | 94.2% | 223,167         | 3.3%   | 205,000      | 5.1%   | 214,158       | 1.5%   | 247   |
| Jan-23  | 8     | 0%   | 17           | 42%  | 0.47       | 80        | -5%  | 10.00            | 59  | 92.3% | 220,900         | 0.6%   | 162,500      | -15.4% | 155,863       | -37.6% | 245   |
| Feb-23  |       |      |              |      |            |           |      |                  |     |       |                 |        |              |        |               |        |       |
| Mar-23  |       |      |              |      |            |           |      |                  |     |       |                 |        |              |        |               |        |       |
| Apr-23  |       |      |              |      |            |           |      |                  |     |       |                 |        |              |        |               |        |       |
| May-23  |       |      |              |      |            |           |      |                  |     |       |                 |        |              |        |               |        |       |
| Jun-23  |       |      |              |      |            |           |      |                  |     |       |                 |        |              |        |               |        |       |
| Jul-23  |       |      |              |      |            |           |      |                  |     |       |                 |        |              |        |               |        |       |
| Aug-23  |       |      |              |      |            |           |      |                  |     |       |                 |        |              |        |               |        |       |
| Sep-23  |       |      |              |      |            |           |      |                  |     |       |                 |        |              |        |               |        |       |
| Oct-23  |       |      |              |      |            |           |      |                  |     |       |                 |        |              |        |               |        |       |
| Nov-23  |       |      |              |      |            |           |      |                  |     |       |                 |        |              |        |               |        |       |
| Dec-23  |       |      |              |      |            |           |      |                  |     |       |                 |        |              |        |               |        |       |
| 2023    | 8     | 0%   | 17           | 42%  | 0.47       | 80        | -5%  | 10.00            | 59  | 92.3% | 220,900         | 0.6%   | 162,500      | -15.4% | 155,863       | -37.6% | 245   |



| ESTEVAN     |            |             |              |             |             |            |             |                  |            |              |                 |              |                |               |                |               |            |
|-------------|------------|-------------|--------------|-------------|-------------|------------|-------------|------------------|------------|--------------|-----------------|--------------|----------------|---------------|----------------|---------------|------------|
|             | Sales      | Y/Y%        | New Listings | Y/Y%        | S/NL Ratio  | Inventory  | Y/Y%        | Months of Supply | DOM        | SP/LP        | Benchmark Price | Y/Y%         | Median Price   | Y/Y%          | Average Price  | Y/Y%          | Index      |
| Jan-19      | 4          | -56%        | 23           | 64%         | 0.17        | 137        | 22%         | 34.25            | 85         | 91.6%        | 222,200         | -13.3%       | 285,000        | 14.0%         | 246,250        | -3.9%         | 246        |
| Feb-19      | 3          | -67%        | 17           | 6%          | 0.18        | 135        | 26%         | 45.00            | 98         | 94.0%        | 223,900         | -14.7%       | 335,000        | 6.3%          | 315,000        | 3.8%          | 248        |
| Mar-19      | -          | -100%       | 25           | -26%        | -           | 146        | 12%         | -                | -          | -            | 216,300         | -15.5%       | -              | -             | -              | -             | 240        |
| Apr-19      | 12         | 71%         | 28           | 27%         | 0.43        | 148        | 9%          | 12.33            | 114        | 92.1%        | 216,000         | -10.4%       | 240,500        | 118.6%        | 231,458        | 52.2%         | 239        |
| May-19      | 8          | -11%        | 31           | 11%         | 0.26        | 154        | 16%         | 19.25            | 160        | 91.0%        | 235,500         | -4.0%        | 246,250        | -20.6%        | 270,875        | -11.4%        | 261        |
| Jun-19      | 6          | -40%        | 30           | -12%        | 0.20        | 163        | 10%         | 27.17            | 137        | 95.1%        | 237,400         | -3.2%        | 224,500        | -28.3%        | 256,500        | -27.4%        | 263        |
| Jul-19      | 8          | 0%          | 23           | 0%          | 0.35        | 164        | 11%         | 20.50            | 68         | 93.1%        | 242,900         | 0.5%         | 310,100        | -6.9%         | 302,650        | -3.5%         | 269        |
| Aug-19      | 6          | -33%        | 18           | -22%        | 0.33        | 157        | 5%          | 26.17            | 79         | 87.8%        | 238,600         | -2.1%        | 203,000        | -30.0%        | 197,833        | -23.1%        | 264        |
| Sep-19      | 4          | -67%        | 21           | 11%         | 0.19        | 147        | 11%         | 36.75            | 112        | 90.5%        | 240,900         | -3.4%        | 241,500        | -16.1%        | 234,500        | -6.6%         | 267        |
| Oct-19      | 7          | -36%        | 19           | -27%        | 0.37        | 133        | 6%          | 19.00            | 84         | 90.8%        | 241,000         | -2.1%        | 200,000        | -11.1%        | 178,714        | -25.5%        | 267        |
| Nov-19      | 11         | 10%         | 14           | -46%        | 0.79        | 118        | -7%         | 10.73            | 167        | 89.3%        | 245,900         | 4.7%         | 262,500        | -11.0%        | 237,227        | -10.9%        | 272        |
| Dec-19      | 3          | 200%        | 8            | 0%          | 0.38        | 108        | -16%        | 36.00            | 89         | 87.2%        | 237,300         | 4.2%         | 170,000        | 10.4%         | 135,000        | -12.3%        | 263        |
| <b>2019</b> | <b>72</b>  | <b>-28%</b> | <b>257</b>   | <b>-6%</b>  | <b>0.28</b> | <b>143</b> | <b>8%</b>   | <b>23.75</b>     | <b>115</b> | <b>91.4%</b> | <b>233,158</b>  | <b>-5.1%</b> | <b>240,500</b> | <b>-10.0%</b> | <b>239,239</b> | <b>-11.8%</b> | <b>258</b> |
| Jan-20      | 7          | 75%         | 18           | -22%        | 0.39        | 107        | -22%        | 15.29            | 100        | 92.3%        | 235,200         | 5.9%         | 130,000        | -54.4%        | 171,143        | -30.5%        | 261        |
| Feb-20      | 6          | 100%        | 12           | -29%        | 0.50        | 98         | -27%        | 16.33            | 98         | 89.7%        | 233,300         | 4.2%         | 188,000        | -43.9%        | 178,917        | -43.2%        | 258        |
| Mar-20      | 5          | -           | 26           | 4%          | 0.19        | 108        | -26%        | 21.60            | 121        | 90.8%        | 232,100         | 7.3%         | 135,000        | -             | 172,200        | -             | 257        |
| Apr-20      | 2          | -83%        | 6            | -79%        | 0.33        | 98         | -34%        | 49.00            | 24         | 95.4%        | 218,400         | 1.1%         | 462,500        | 92.3%         | 462,500        | 99.8%         | 242        |
| May-20      | 8          | 0%          | 20           | -35%        | 0.40        | 97         | -37%        | 12.13            | 116        | 92.8%        | 223,000         | -5.3%        | 169,500        | -31.2%        | 213,375        | -21.2%        | 247        |
| Jun-20      | 7          | 17%         | 25           | -17%        | 0.28        | 107        | -34%        | 15.29            | 158        | 93.7%        | 231,700         | -2.4%        | 290,000        | 29.2%         | 265,643        | 3.6%          | 257        |
| Jul-20      | 8          | 0%          | 35           | 52%         | 0.23        | 121        | -26%        | 15.13            | 119        | 91.7%        | 224,500         | -7.6%        | 200,000        | -35.5%        | 215,241        | -28.9%        | 249        |
| Aug-20      | 20         | 233%        | 22           | 22%         | 0.91        | 116        | -26%        | 5.80             | 133        | 92.8%        | 218,700         | -8.3%        | 210,000        | 3.4%          | 213,322        | 7.8%          | 242        |
| Sep-20      | 15         | 275%        | 20           | -5%         | 0.75        | 108        | -27%        | 7.20             | 86         | 91.3%        | 217,600         | -9.7%        | 237,500        | -1.7%         | 237,313        | 1.2%          | 241        |
| Oct-20      | 11         | 57%         | 21           | 11%         | 0.52        | 100        | -25%        | 9.09             | 48         | 90.6%        | 222,300         | -7.8%        | 220,000        | 10.0%         | 214,682        | 20.1%         | 246        |
| Nov-20      | 10         | -9%         | 15           | 7%          | 0.67        | 90         | -24%        | 9.00             | 63         | 92.2%        | 219,600         | -10.7%       | 335,750        | 27.9%         | 302,225        | 27.4%         | 243        |
| Dec-20      | 8          | 167%        | 12           | 50%         | 0.67        | 81         | -25%        | 10.13            | 74         | 89.8%        | 213,900         | -9.9%        | 145,000        | -14.7%        | 155,363        | 15.1%         | 237        |
| <b>2020</b> | <b>107</b> | <b>49%</b>  | <b>232</b>   | <b>-10%</b> | <b>0.46</b> | <b>103</b> | <b>-28%</b> | <b>11.50</b>     | <b>99</b>  | <b>91.9%</b> | <b>224,192</b>  | <b>-3.8%</b> | <b>215,000</b> | <b>-10.6%</b> | <b>222,418</b> | <b>-7.0%</b>  | <b>248</b> |
| Jan-21      | 7          | 0%          | 15           | -17%        | 0.47        | 81         | -24%        | 11.57            | 87         | 91.7%        | 215,500         | -8.4%        | 248,000        | 90.8%         | 207,143        | 21.0%         | 239        |
| Feb-21      | 10         | 67%         | 9            | -25%        | 1.11        | 75         | -23%        | 7.50             | 125        | 92.5%        | 220,100         | -5.7%        | 224,000        | 19.1%         | 246,500        | 37.8%         | 244        |
| Mar-21      | 10         | 100%        | 30           | 15%         | 0.33        | 85         | -21%        | 8.50             | 107        | 93.2%        | 214,800         | -7.5%        | 183,500        | 35.9%         | 209,650        | 21.7%         | 238        |
| Apr-21      | 11         | 450%        | 21           | 250%        | 0.52        | 90         | -8%         | 8.18             | 78         | 94.8%        | 218,300         | 0.0%         | 212,000        | -54.2%        | 237,182        | -48.7%        | 242        |
| May-21      | 15         | 88%         | 32           | 60%         | 0.47        | 99         | 2%          | 6.60             | 116        | 94.9%        | 214,100         | -4.0%        | 225,000        | 32.7%         | 222,453        | 4.3%          | 237        |
| Jun-21      | 14         | 100%        | 19           | -24%        | 0.74        | 91         | -15%        | 6.50             | 116        | 92.8%        | 210,300         | -9.2%        | 195,000        | -32.8%        | 222,193        | -16.4%        | 233        |
| Jul-21      | 13         | 63%         | 27           | -23%        | 0.48        | 97         | -20%        | 7.46             | 64         | 93.2%        | 212,300         | -5.4%        | 200,000        | 0.0%          | 189,646        | -11.9%        | 235        |
| Aug-21      | 11         | -45%        | 17           | -23%        | 0.65        | 95         | -18%        | 8.64             | 72         | 93.5%        | 218,100         | -0.3%        | 275,000        | 31.0%         | 266,355        | 24.9%         | 242        |
| Sep-21      | 21         | 40%         | 18           | -10%        | 1.17        | 87         | -19%        | 4.14             | 98         | 93.3%        | 215,100         | -1.1%        | 232,000        | -2.3%         | 236,214        | -0.5%         | 238        |
| Oct-21      | 9          | -18%        | 12           | -43%        | 0.75        | 83         | -17%        | 9.22             | 145        | 93.3%        | 217,100         | -2.3%        | 247,844        | 12.7%         | 284,816        | 32.7%         | 240        |
| Nov-21      | 20         | 100%        | 14           | -7%         | 1.43        | 64         | -29%        | 3.20             | 97         | 91.7%        | 214,000         | -2.6%        | 225,750        | -32.8%        | 229,445        | -24.1%        | 237        |
| Dec-21      | 7          | -13%        | 14           | 17%         | 0.50        | 61         | -25%        | 8.71             | 133        | 92.9%        | 222,300         | 3.9%         | 155,000        | 6.9%          | 196,000        | 26.2%         | 246        |
| <b>2021</b> | <b>148</b> | <b>38%</b>  | <b>228</b>   | <b>-2%</b>  | <b>0.65</b> | <b>84</b>  | <b>-18%</b> | <b>6.81</b>      | <b>101</b> | <b>93.2%</b> | <b>216,000</b>  | <b>-3.7%</b> | <b>223,250</b> | <b>3.8%</b>   | <b>229,379</b> | <b>3.1%</b>   | <b>239</b> |
| Jan-22      | 8          | 14%         | 5            | -67%        | 1.60        | 54         | -33%        | 6.75             | 133        | 94.4%        | 219,600         | 1.9%         | 192,000        | -22.6%        | 249,750        | 20.6%         | 243        |
| Feb-22      | 10         | 0%          | 14           | 56%         | 0.71        | 52         | -31%        | 5.20             | 69         | 96.2%        | 218,000         | -1.0%        | 307,600        | 37.3%         | 269,950        | 9.5%          | 241        |
| Mar-22      | 16         | 60%         | 22           | -27%        | 0.73        | 54         | -36%        | 3.38             | 94         | 93.4%        | 211,600         | -1.5%        | 241,500        | 31.6%         | 246,994        | 17.8%         | 234        |
| Apr-22      | 11         | 0%          | 12           | -43%        | 0.92        | 51         | -43%        | 4.64             | 105        | 95.9%        | 214,400         | -1.8%        | 165,000        | -22.2%        | 215,773        | -9.0%         | 237        |
| May-22      | 15         | 0%          | 27           | -16%        | 0.56        | 54         | -45%        | 3.60             | 88         | 95.8%        | 221,600         | 3.5%         | 265,000        | 17.8%         | 251,390        | 13.0%         | 245        |
| Jun-22      | 16         | 14%         | 33           | 74%         | 0.48        | 62         | -32%        | 3.88             | 69         | 93.7%        | 224,900         | 6.9%         | 217,500        | 11.5%         | 214,844        | -3.3%         | 249        |
| Jul-22      | 7          | -46%        | 18           | -33%        | 0.39        | 69         | -29%        | 9.86             | 41         | 95.1%        | 228,800         | 7.8%         | 174,900        | -12.6%        | 241,200        | 27.2%         | 253        |
| Aug-22      | 12         | 9%          | 25           | 47%         | 0.48        | 77         | -19%        | 6.42             | 73         | 96.2%        | 231,100         | 6.0%         | 275,425        | 0.2%          | 258,313        | -3.0%         | 256        |
| Sep-22      | 6          | -71%        | 19           | 6%          | 0.32        | 80         | -8%         | 13.33            | 67         | 94.5%        | 234,500         | 9.0%         | 182,500        | -21.3%        | 232,000        | -1.8%         | 260        |
| Oct-22      | 11         | 22%         | 10           | -17%        | 1.10        | 73         | -12%        | 6.64             | 90         | 92.7%        | 228,500         | 5.3%         | 222,000        | -10.4%        | 232,445        | -18.4%        | 253        |
| Nov-22      | 8          | -60%        | 9            | -36%        | 0.89        | 65         | 2%          | 8.13             | 96         | 90.2%        | 221,100         | 3.3%         | 186,500        | -17.4%        | 183,438        | -20.1%        | 245        |
| Dec-22      | 6          | -14%        | 4            | -71%        | 1.50        | 51         | -16%        | 8.50             | 74         | 91.8%        | 223,900         | 0.7%         | 210,000        | 35.5%         | 207,500        | 5.9%          | 248        |
| <b>2022</b> | <b>126</b> | <b>-15%</b> | <b>198</b>   | <b>-13%</b> | <b>0.64</b> | <b>62</b>  | <b>-26%</b> | <b>5.89</b>      | <b>84</b>  | <b>94.4%</b> | <b>223,167</b>  | <b>3.3%</b>  | <b>229,500</b> | <b>2.8%</b>   | <b>235,562</b> | <b>2.7%</b>   | <b>247</b> |
| Jan-23      | 5          | -38%        | 13           | 160%        | 0.38        | 46         | -15%        | 9.20             | 57         | 92.8%        | 220,900         | 0.6%         | 181,900        | -5.3%         | 162,780        | -34.8%        | 245        |
| Feb-23      |            |             |              |             |             |            |             |                  |            |              |                 |              |                |               |                |               |            |
| Mar-23      |            |             |              |             |             |            |             |                  |            |              |                 |              |                |               |                |               |            |
| Apr-23      |            |             |              |             |             |            |             |                  |            |              |                 |              |                |               |                |               |            |
| May-23      |            |             |              |             |             |            |             |                  |            |              |                 |              |                |               |                |               |            |
| Jun-23      |            |             |              |             |             |            |             |                  |            |              |                 |              |                |               |                |               |            |
| Jul-23      |            |             |              |             |             |            |             |                  |            |              |                 |              |                |               |                |               |            |
| Aug-23      |            |             |              |             |             |            |             |                  |            |              |                 |              |                |               |                |               |            |
| Sep-23      |            |             |              |             |             |            |             |                  |            |              |                 |              |                |               |                |               |            |
| Oct-23      |            |             |              |             |             |            |             |                  |            |              |                 |              |                |               |                |               |            |
| Nov-23      |            |             |              |             |             |            |             |                  |            |              |                 |              |                |               |                |               |            |
| Dec-23      |            |             |              |             |             |            |             |                  |            |              |                 |              |                |               |                |               |            |
| <b>2023</b> | <b>5</b>   | <b>-38%</b> | <b>13</b>    | <b>160%</b> | <b>0.38</b> | <b>46</b>  | <b>-15%</b> | <b>9.20</b>      | <b>57</b>  | <b>92.8%</b> | <b>220,900</b>  | <b>0.6%</b>  | <b>181,900</b> | <b>-5.3%</b>  | <b>162,780</b> | <b>-34.8%</b> | <b>245</b> |



**Monthly Sales Comparison**



**SALES**

**4**

50.0% Y/Y    50.0% YTD  
 10-year average spread YTD  
 4.8%    4.8%

**NEW LISTINGS**

**9**

10.0% Y/Y    10.0% YTD  
 10-year average spread YTD  
 39.6%    39.6%

**INVENTORY**

**47**

14.6% Y/Y    Monthly trend\*  
 10-year average spread YTD  
 38.3%    38.3%

**MONTHS OF SUPPLY**

**11.75**

129% Y/Y    Monthly trend\*  
 10-year average spread YTD  
 60.3%    60.3%



**TOTAL RESIDENTIAL BENCHMARK PRICE**

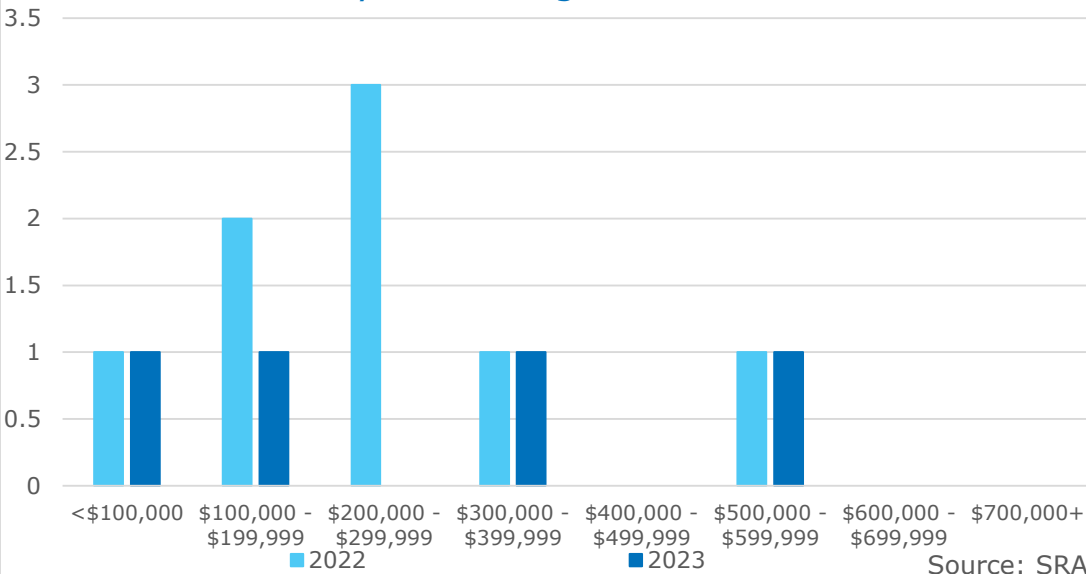
**\$ 231,000**

↑ 2.4% Y/Y

Monthly trend\*

**Residential Sales by Price Range**

YTD-JAN



## January 2023

|                          | Sales    |             | New Listings |             | Inventory |            | Months of Supply |             | DOM       | Benchmark        |           | Avg Price        |            |
|--------------------------|----------|-------------|--------------|-------------|-----------|------------|------------------|-------------|-----------|------------------|-----------|------------------|------------|
|                          | Actual   | Y/Y%        | Actual       | Y/Y%        | Actual    | Y/Y%       | Actual           | Y/Y%        | Actual    | Actual           | Y/Y%      | Actual           | Y/Y%       |
| Detached                 | 3        | -57%        | 6            | -33%        | 26        | 13%        | 8.67             | 164%        | 36        | \$233,500        | 2%        | \$328,467        | 41%        |
| Attached                 | 0        | -           | 0            | -           | 3         | -25%       | -                | -           | -         | -                | -         | -                | -          |
| Apartment                | 1        | 0%          | 2            | 100%        | 15        | 25%        | 15.00            | 25%         | 140       | \$216,000        | 12%       | \$170,000        | -38%       |
| Mobile                   | 0        | -           | 1            | -           | 3         | 50%        | -                | -           | -         | -                | -         | -                | -          |
| <b>Total Residential</b> | <b>4</b> | <b>-50%</b> | <b>9</b>     | <b>-10%</b> | <b>47</b> | <b>15%</b> | <b>11.75</b>     | <b>129%</b> | <b>62</b> | <b>\$231,000</b> | <b>2%</b> | <b>\$288,850</b> | <b>21%</b> |

## 10-Year Averages

|                   | Sales |       | New Listings |       | Inventory |       | Months of Supply |       | DOM | Benchmark |       | Avg Price |       |
|-------------------|-------|-------|--------------|-------|-----------|-------|------------------|-------|-----|-----------|-------|-----------|-------|
|                   | Avg   | %Diff | Avg          | %Diff | Avg       | %Diff | Avg              | %Diff | Avg | Avg       | %Diff | Avg       | %Diff |
| Total Residential | 4     | -5%   | 15           | -40%  | 76        | -38%  | 29.59            | -60%  | 143 | \$211,960 | 9%    | \$207,543 | 39%   |

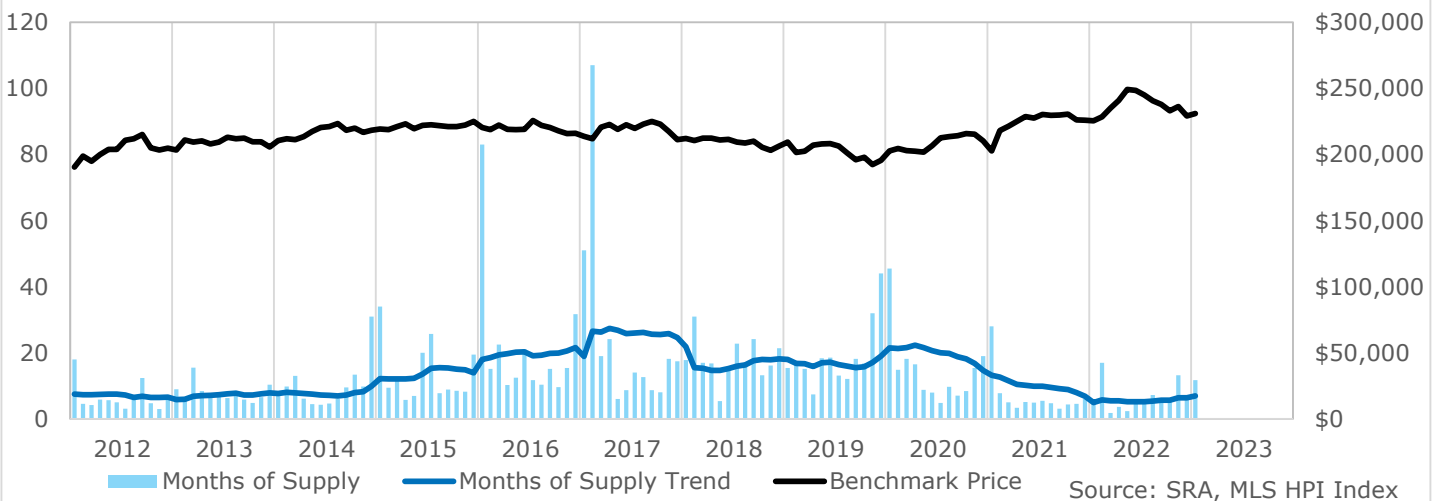
## Year-to-Date January 2023

|                          | Sales    |             | New Listings |             | Inventory |            | Months of Supply |             | DOM       | Benchmark        |           | Avg Price        |            |
|--------------------------|----------|-------------|--------------|-------------|-----------|------------|------------------|-------------|-----------|------------------|-----------|------------------|------------|
|                          | Actual   | Y/Y%        | Actual       | Y/Y%        | Actual    | Y/Y%       | Actual           | Y/Y%        | Actual    | Actual           | Y/Y%      | Actual           | Y/Y%       |
| Detached                 | 3        | -57%        | 6            | -33%        | 26        | 13%        | 8.67             | 164%        | 36        | \$233,500        | 2%        | \$328,467        | 41%        |
| Attached                 | 0        | -           | 0            | -           | 3         | -25%       | -                | -           | -         | -                | -         | -                | -          |
| Apartment                | 1        | 0%          | 2            | 100%        | 15        | 25%        | 15.00            | 25%         | 140       | \$216,000        | 12%       | \$170,000        | -38%       |
| Mobile                   | 0        | -           | 1            | -           | 3         | 50%        | -                | -           | -         | -                | -         | -                | -          |
| <b>Total Residential</b> | <b>4</b> | <b>-50%</b> | <b>9</b>     | <b>-10%</b> | <b>47</b> | <b>15%</b> | <b>11.75</b>     | <b>129%</b> | <b>62</b> | <b>\$231,000</b> | <b>2%</b> | <b>\$288,850</b> | <b>21%</b> |

## 10-Year Averages

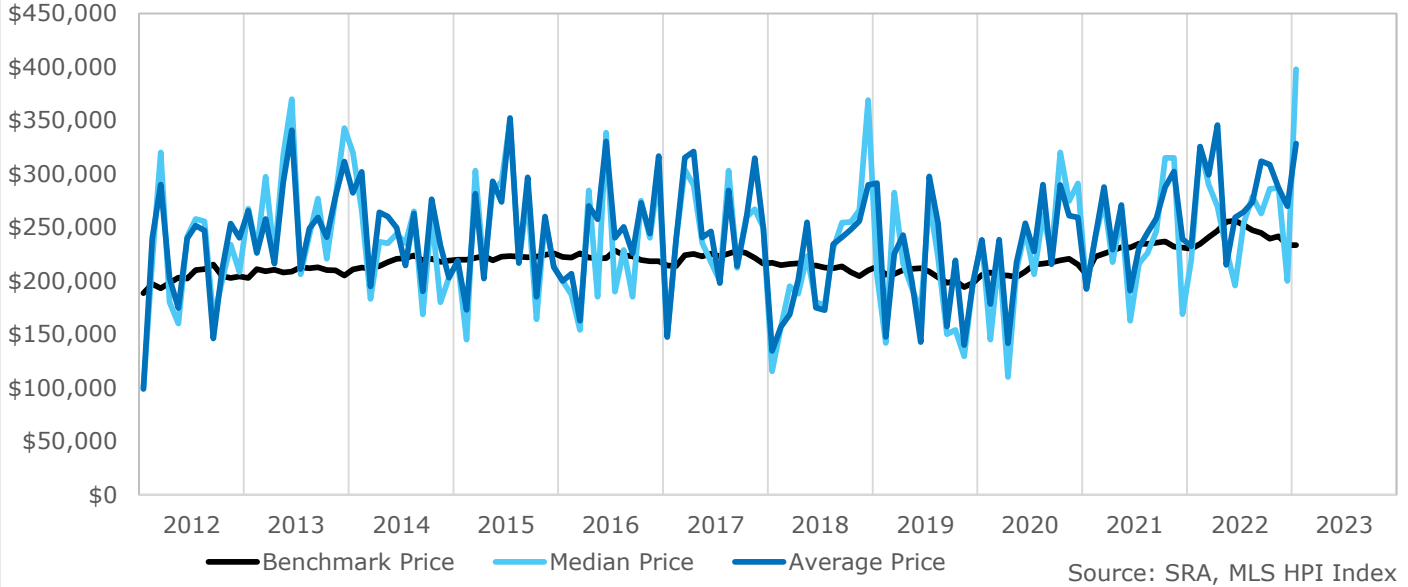
|                   | Sales |       | New Listings |       | Inventory |       | Months of Supply |       | DOM | Benchmark |       | Avg Price |       |
|-------------------|-------|-------|--------------|-------|-----------|-------|------------------|-------|-----|-----------|-------|-----------|-------|
|                   | Avg   | %Diff | Avg          | %Diff | Avg       | %Diff | Avg              | %Diff | Avg | Avg       | %Diff | Avg       | %Diff |
| Total Residential | 4     | -5%   | 15           | -40%  | 76        | -38%  | 29.59            | -60%  | 143 | \$211,960 | 9%    | \$207,543 | 39%   |

## Residential Months of Supply and Price

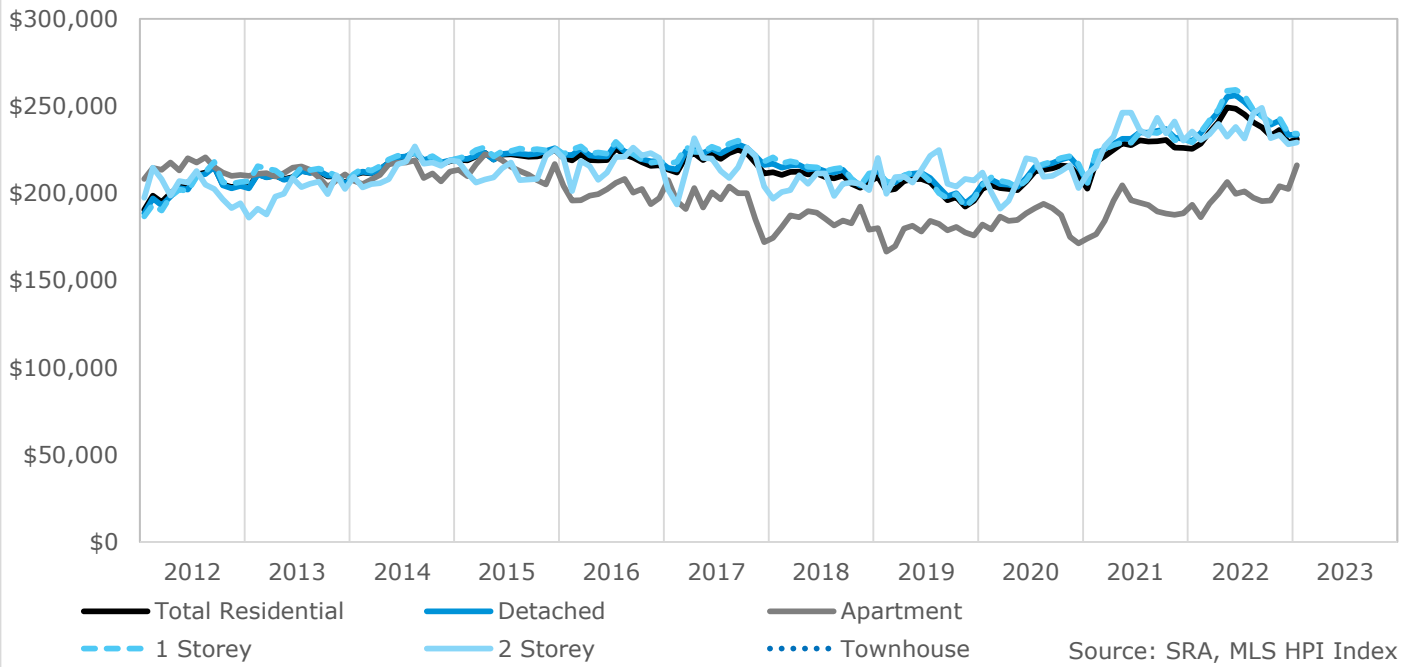




**Single Family Pricing**



**Benchmark Price**



## HPI Benchmark Attributes

|                                            | Composite              |
|--------------------------------------------|------------------------|
| Bedrooms, Above Ground                     | 3                      |
| Bathrooms, Full                            | 2                      |
| Bathrooms, Half                            | 0                      |
| Garage                                     | Attached, Single width |
| Gross Living Area, Above Ground (Sq. Ft.)  | 1201                   |
| Lot Size                                   | -                      |
| Fireplaces, Number of                      | 0                      |
| Year Built                                 | 1982                   |
| January 2023 Benchmark Price               | \$231,000              |
| Single Family Share of Sales, Last 3 Years | 86%                    |
| Apartment Share of Sales, Last 3 Years     | 14%                    |
| Townhouse Share of Sales, Last 3 Years     | -                      |

|                                            | Single Family          | 1 Storey               | 2 Storey               |
|--------------------------------------------|------------------------|------------------------|------------------------|
| Bedrooms, Above Ground                     | 3                      | 3                      | 3                      |
| Bathrooms, Full                            | 2                      | 2                      | 2                      |
| Bathrooms, Half                            | 0                      | 0                      | 0                      |
| Garage                                     | Attached, Double width | Attached, Double width | Attached, Double width |
| Gross Living Area, Above Ground (Sq. Ft.)  | 1223                   | 1201                   | 1618                   |
| Lot Size                                   | 6873                   | 6900                   | 6600                   |
| Fireplaces, Number of                      | 0                      | 0                      | 0                      |
| Year Built                                 | 1977                   | 1977                   | 1975                   |
| January 2023 Benchmark Price               | \$233,500              | \$234,200              | \$229,100              |
| Share of Total Sales, Last 3 Years         | 86%                    | 74%                    | 12%                    |
| Share of Single Family Sales, Last 3 Years | 100%                   | 86%                    | 14%                    |

|                                           | Apartment              | Townhouse |
|-------------------------------------------|------------------------|-----------|
| Bedrooms, Above Ground                    | 2                      | -         |
| Bathrooms, Full                           | 1                      | -         |
| Bathrooms, Half                           | 0                      | -         |
| Garage                                    | Attached, Single width | -         |
| Gross Living Area, Above Ground (Sq. Ft.) | 953                    | -         |
| Fireplaces, Number of                     | 0                      | -         |
| Year Built                                | 2009                   | -         |
| January 2023 Benchmark Price              | \$216,000              | -         |



| HUMBOLDT    |            |             |              |             |             |            |             |                  |            |              |                 |              |                |               |                |              |            |
|-------------|------------|-------------|--------------|-------------|-------------|------------|-------------|------------------|------------|--------------|-----------------|--------------|----------------|---------------|----------------|--------------|------------|
|             | Sales      | Y/Y%        | New Listings | Y/Y%        | S/NL Ratio  | Inventory  | Y/Y%        | Months of Supply | DOM        | SP/LP        | Benchmark Price | Y/Y%         | Median Price   | Y/Y%          | Average Price  | Y/Y%         | Index      |
| Jan-19      | 7          | 40%         | 16           | 33%         | 0.44        | 108        | 21%         | 15.43            | 145        | 89.8%        | 209,400         | -1.3%        | 192,000        | 32.4%         | 230,357        | 68.8%        | 246        |
| Feb-19      | 6          | 100%        | 8            | -38%        | 0.75        | 101        | 9%          | 16.83            | 129        | 89.1%        | 201,600         | -4.2%        | 138,500        | -15.5%        | 145,483        | -27.4%       | 237        |
| Mar-19      | 7          | 17%         | 18           | -5%         | 0.39        | 106        | 4%          | 15.14            | 129        | 93.0%        | 202,400         | -4.7%        | 282,500        | 53.5%         | 229,343        | 33.2%        | 238        |
| Apr-19      | 14         | 133%        | 18           | 6%          | 0.78        | 104        | 3%          | 7.43             | 110        | 94.8%        | 207,000         | -2.5%        | 216,000        | -7.3%         | 241,893        | 8.3%         | 244        |
| May-19      | 6          | -68%        | 26           | -16%        | 0.23        | 110        | 8%          | 18.33            | 128        | 91.9%        | 208,000         | -1.4%        | 171,500        | -22.0%        | 170,667        | -32.0%       | 245        |
| Jun-19      | 6          | -14%        | 19           | -5%         | 0.32        | 111        | 2%          | 18.50            | 84         | 95.4%        | 208,200         | -1.5%        | 173,500        | -3.6%         | 174,000        | 1.9%         | 245        |
| Jul-19      | 9          | 80%         | 26           | 30%         | 0.35        | 118        | 4%          | 13.11            | 135        | 95.2%        | 206,300         | -1.4%        | 275,000        | 66.7%         | 285,333        | 71.1%        | 243        |
| Aug-19      | 9          | 29%         | 17           | -11%        | 0.53        | 109        | -8%         | 12.11            | 85         | 95.4%        | 201,100         | -3.6%        | 170,000        | -26.1%        | 218,833        | -6.6%        | 237        |
| Sep-19      | 6          | 20%         | 20           | 11%         | 0.30        | 109        | -10%        | 18.17            | 75         | 94.0%        | 196,000         | -6.7%        | 151,000        | -39.6%        | 158,583        | -27.4%       | 231        |
| Oct-19      | 6          | -33%        | 7            | -42%        | 0.86        | 101        | -15%        | 16.83            | 77         | 92.4%        | 197,800         | -3.7%        | 185,750        | -21.6%        | 218,958        | -8.3%        | 233        |
| Nov-19      | 3          | -57%        | 7            | -50%        | 0.43        | 96         | -15%        | 32.00            | 145        | 91.3%        | 192,300         | -5.3%        | 129,500        | -42.2%        | 139,833        | -39.0%       | 226        |
| Dec-19      | 2          | -60%        | 6            | -33%        | 0.33        | 88         | -18%        | 44.00            | 66         | 93.6%        | 195,600         | -5.3%        | 198,750        | -11.7%        | 198,750        | -18.5%       | 230        |
| <b>2019</b> | <b>81</b>  | <b>-4%</b>  | <b>188</b>   | <b>-8%</b>  | <b>0.43</b> | <b>105</b> | <b>-2%</b>  | <b>15.57</b>     | <b>111</b> | <b>93.5%</b> | <b>202,142</b>  | <b>-3.5%</b> | <b>175,000</b> | <b>-18.0%</b> | <b>211,914</b> | <b>-2.0%</b> | <b>238</b> |
| Jan-20      | 2          | -71%        | 14           | -13%        | 0.14        | 91         | -16%        | 45.50            | 311        | 95.4%        | 202,700         | -3.2%        | 238,250        | 24.1%         | 238,250        | 3.4%         | 239        |
| Feb-20      | 6          | 0%          | 9            | 13%         | 0.67        | 89         | -12%        | 14.83            | 157        | 90.8%        | 204,600         | 1.5%         | 145,000        | 4.7%          | 178,333        | 22.6%        | 241        |
| Mar-20      | 5          | -29%        | 15           | -17%        | 0.33        | 91         | -14%        | 18.20            | 222        | 94.9%        | 203,000         | 0.3%         | 192,000        | -32.0%        | 213,300        | -7.0%        | 239        |
| Apr-20      | 4          | -71%        | 9            | -50%        | 0.44        | 66         | -37%        | 16.50            | 111        | 89.3%        | 202,400         | -2.2%        | 177,500        | -17.8%        | 175,000        | -27.7%       | 238        |
| May-20      | 11         | 83%         | 63           | 142%        | 0.17        | 97         | -12%        | 8.82             | 113        | 93.7%        | 201,700         | -3.0%        | 210,000        | 22.4%         | 223,173        | 30.8%        | 237        |
| Jun-20      | 12         | 100%        | 19           | 0%          | 0.63        | 96         | -14%        | 8.00             | 65         | 94.5%        | 206,600         | -0.8%        | 256,500        | 47.8%         | 255,250        | 46.7%        | 243        |
| Jul-20      | 21         | 133%        | 33           | 27%         | 0.64        | 102        | -14%        | 4.86             | 64         | 94.5%        | 212,600         | 3.1%         | 203,000        | -26.2%        | 210,548        | -26.2%       | 250        |
| Aug-20      | 11         | 22%         | 19           | 12%         | 0.58        | 107        | -2%         | 9.73             | 67         | 95.2%        | 213,500         | 6.2%         | 240,000        | 41.2%         | 275,909        | 26.1%        | 251        |
| Sep-20      | 13         | 117%        | 12           | -40%        | 1.08        | 92         | -16%        | 7.08             | 85         | 92.6%        | 214,300         | 9.3%         | 188,000        | 24.5%         | 194,773        | 22.8%        | 252        |
| Oct-20      | 10         | 67%         | 22           | 214%        | 0.45        | 84         | -17%        | 8.40             | 126        | 94.4%        | 215,800         | 9.1%         | 273,000        | 47.0%         | 240,250        | 9.7%         | 254        |
| Nov-20      | 5          | 67%         | 9            | 29%         | 0.56        | 77         | -20%        | 15.40            | 38         | 96.0%        | 215,300         | 12.0%        | 229,000        | 76.8%         | 236,400        | 69.1%        | 253        |
| Dec-20      | 4          | 100%        | 12           | 100%        | 0.33        | 76         | -14%        | 19.00            | 63         | 93.0%        | 210,200         | 7.5%         | 291,000        | 46.4%         | 259,250        | 30.4%        | 247        |
| <b>2020</b> | <b>104</b> | <b>28%</b>  | <b>236</b>   | <b>26%</b>  | <b>0.44</b> | <b>89</b>  | <b>-15%</b> | <b>10.27</b>     | <b>96</b>  | <b>94.0%</b> | <b>208,558</b>  | <b>3.2%</b>  | <b>216,000</b> | <b>23.4%</b>  | <b>225,394</b> | <b>6.4%</b>  | <b>245</b> |
| Jan-21      | 3          | 50%         | 15           | 7%          | 0.20        | 84         | -8%         | 28.00            | 186        | 90.8%        | 202,700         | 0.0%         | 194,900        | -18.2%        | 196,633        | -17.5%       | 239        |
| Feb-21      | 10         | 67%         | 9            | 0%          | 1.11        | 78         | -12%        | 7.80             | 105        | 95.0%        | 218,000         | 6.5%         | 240,250        | 65.7%         | 240,840        | 35.1%        | 257        |
| Mar-21      | 17         | 240%        | 26           | 73%         | 0.65        | 85         | -7%         | 5.00             | 107        | 94.6%        | 221,300         | 9.0%         | 245,000        | 27.6%         | 255,353        | 19.7%        | 260        |
| Apr-21      | 21         | 425%        | 20           | 122%        | 1.05        | 71         | 8%          | 3.38             | 121        | 95.9%        | 225,000         | 11.2%        | 214,900        | 21.1%         | 216,319        | 23.6%        | 265        |
| May-21      | 14         | 27%         | 15           | -76%        | 0.93        | 71         | -27%        | 5.07             | 71         | 98.0%        | 228,600         | 13.3%        | 251,250        | 19.6%         | 265,521        | 19.0%        | 269        |
| Jun-21      | 14         | 17%         | 17           | -11%        | 0.82        | 69         | -28%        | 4.93             | 100        | 94.1%        | 227,500         | 10.1%        | 149,500        | -41.7%        | 169,879        | -33.4%       | 268        |
| Jul-21      | 13         | -38%        | 19           | -42%        | 0.68        | 71         | -30%        | 5.46             | 134        | 94.8%        | 230,400         | 8.4%         | 215,000        | 5.9%          | 223,808        | 6.3%         | 271        |
| Aug-21      | 14         | 27%         | 13           | -32%        | 1.08        | 66         | -38%        | 4.71             | 121        | 96.8%        | 229,600         | 7.5%         | 155,395        | -35.3%        | 226,535        | -17.9%       | 270        |
| Sep-21      | 18         | 38%         | 10           | -17%        | 1.80        | 55         | -40%        | 3.06             | 76         | 95.5%        | 229,900         | 7.3%         | 238,250        | 26.7%         | 243,486        | 25.0%        | 271        |
| Oct-21      | 10         | 0%          | 9            | -59%        | 1.11        | 44         | -48%        | 4.40             | 96         | 94.8%        | 230,600         | 6.9%         | 317,500        | 16.3%         | 290,850        | 21.1%        | 271        |
| Nov-21      | 9          | 80%         | 10           | 11%         | 0.90        | 41         | -47%        | 4.56             | 95         | 96.2%        | 226,200         | 5.1%         | 306,000        | 33.6%         | 277,833        | 17.5%        | 266        |
| Dec-21      | 7          | 75%         | 13           | 8%          | 0.54        | 42         | -45%        | 6.00             | 77         | 94.3%        | 226,000         | 7.5%         | 169,000        | -41.9%        | 239,000        | -7.8%        | 266        |
| <b>2021</b> | <b>150</b> | <b>44%</b>  | <b>176</b>   | <b>-25%</b> | <b>0.85</b> | <b>65</b>  | <b>-27%</b> | <b>5.18</b>      | <b>103</b> | <b>95.5%</b> | <b>224,650</b>  | <b>7.7%</b>  | <b>230,000</b> | <b>6.5%</b>   | <b>236,822</b> | <b>5.1%</b>  | <b>264</b> |
| Jan-22      | 8          | 167%        | 10           | -33%        | 0.80        | 41         | -51%        | 5.13             | 42         | 96.1%        | 225,500         | 11.2%        | 230,000        | 18.0%         | 237,806        | 20.9%        | 265        |
| Feb-22      | 3          | -70%        | 16           | 78%         | 0.19        | 51         | -35%        | 17.00            | 22         | 97.9%        | 228,500         | 4.8%         | 315,900        | 31.5%         | 239,467        | -0.6%        | 269        |
| Mar-22      | 24         | 41%         | 20           | -23%        | 1.20        | 43         | -49%        | 1.79             | 78         | 97.6%        | 235,100         | 6.2%         | 252,000        | 2.9%          | 268,250        | 5.1%         | 277        |
| Apr-22      | 10         | -52%        | 7            | -65%        | 1.43        | 36         | -49%        | 3.60             | 79         | 97.7%        | 240,800         | 7.0%         | 269,650        | 25.5%         | 345,580        | 59.8%        | 283        |
| May-22      | 16         | 14%         | 18           | 20%         | 0.89        | 37         | -48%        | 2.31             | 99         | 96.1%        | 249,200         | 9.0%         | 229,500        | -8.7%         | 208,456        | -21.5%       | 293        |
| Jun-22      | 10         | -29%        | 26           | 53%         | 0.38        | 50         | -28%        | 5.00             | 40         | 95.6%        | 248,400         | 9.2%         | 156,500        | 4.7%          | 226,704        | 33.5%        | 292        |
| Jul-22      | 10         | -23%        | 13           | -32%        | 0.77        | 50         | -30%        | 5.00             | 66         | 96.6%        | 245,100         | 6.4%         | 271,000        | 26.0%         | 277,890        | 24.2%        | 288        |
| Aug-22      | 8          | -43%        | 20           | 54%         | 0.40        | 58         | -12%        | 7.25             | 27         | 97.4%        | 240,600         | 4.8%         | 269,250        | 73.3%         | 266,750        | 17.8%        | 283        |
| Sep-22      | 10         | -44%        | 13           | 30%         | 0.77        | 55         | 0%          | 5.50             | 55         | 96.5%        | 237,900         | 3.5%         | 255,750        | 7.3%          | 290,190        | 19.2%        | 280        |
| Oct-22      | 10         | 0%          | 9            | 0%          | 1.11        | 51         | 16%         | 5.10             | 83         | 95.0%        | 233,000         | 1.0%         | 240,000        | -24.4%        | 266,500        | -8.4%        | 274        |
| Nov-22      | 4          | -56%        | 9            | -10%        | 0.44        | 53         | 29%         | 13.25            | 77         | 95.0%        | 236,300         | 4.5%         | 287,000        | -6.2%         | 287,000        | 3.3%         | 278        |
| Dec-22      | 7          | 0%          | 8            | -38%        | 0.88        | 45         | 7%          | 6.43             | 68         | 95.4%        | 229,100         | 1.4%         | 200,000        | 18.3%         | 269,714        | 12.9%        | 270        |
| <b>2022</b> | <b>120</b> | <b>-20%</b> | <b>169</b>   | <b>-4%</b>  | <b>0.71</b> | <b>48</b>  | <b>-27%</b> | <b>4.75</b>      | <b>67</b>  | <b>96.6%</b> | <b>237,458</b>  | <b>5.7%</b>  | <b>248,250</b> | <b>7.9%</b>   | <b>263,607</b> | <b>11.3%</b> | <b>279</b> |
| Jan-23      | 4          | -50%        | 9            | -10%        | 0.44        | 47         | 15%         | 11.75            | 62         | 97.9%        | 231,000         | 2.4%         | 283,950        | 23.5%         | 288,850        | 21.5%        | 272        |
| Feb-23      |            |             |              |             |             |            |             |                  |            |              |                 |              |                |               |                |              |            |
| Mar-23      |            |             |              |             |             |            |             |                  |            |              |                 |              |                |               |                |              |            |
| Apr-23      |            |             |              |             |             |            |             |                  |            |              |                 |              |                |               |                |              |            |
| May-23      |            |             |              |             |             |            |             |                  |            |              |                 |              |                |               |                |              |            |
| Jun-23      |            |             |              |             |             |            |             |                  |            |              |                 |              |                |               |                |              |            |
| Jul-23      |            |             |              |             |             |            |             |                  |            |              |                 |              |                |               |                |              |            |
| Aug-23      |            |             |              |             |             |            |             |                  |            |              |                 |              |                |               |                |              |            |
| Sep-23      |            |             |              |             |             |            |             |                  |            |              |                 |              |                |               |                |              |            |
| Oct-23      |            |             |              |             |             |            |             |                  |            |              |                 |              |                |               |                |              |            |
| Nov-23      |            |             |              |             |             |            |             |                  |            |              |                 |              |                |               |                |              |            |
| Dec-23      |            |             |              |             |             |            |             |                  |            |              |                 |              |                |               |                |              |            |
| <b>2023</b> | <b>4</b>   | <b>-50%</b> | <b>9</b>     | <b>-10%</b> | <b>0.44</b> | <b>47</b>  | <b>15%</b>  | <b>11.75</b>     | <b>62</b>  | <b>97.9%</b> | <b>231,000</b>  | <b>2.4%</b>  | <b>283,950</b> | <b>23.5%</b>  | <b>288,850</b> | <b>21.5%</b> | <b>272</b> |

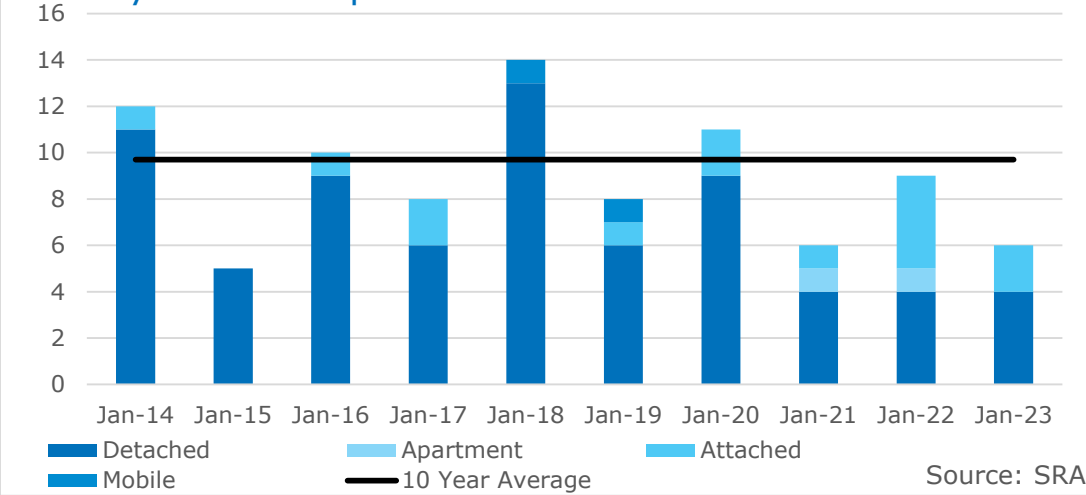
| <b>HUMBOLDT</b> |            |             |              |             |             |           |            |                  |            |              |                 |             |                |              |                |              |            |
|-----------------|------------|-------------|--------------|-------------|-------------|-----------|------------|------------------|------------|--------------|-----------------|-------------|----------------|--------------|----------------|--------------|------------|
|                 | Sales      | Y/Y%        | New Listings | Y/Y%        | S/NL Ratio  | Inventory | Y/Y%       | Months of Supply | DOM        | SP/LP        | Benchmark Price | Y/Y%        | Median Price   | Y/Y%         | Average Price  | Y/Y%         | Index      |
| Jan-13          | 4          | 33%         | 10           | -41%        | 0.40        | 38        | 6%         | 9.50             | 70         | 96.7%        | 202,800         | 7.6%        | 267,500        | 170.2%       | 265,625        | 168.3%       | 253        |
| Feb-13          | 8          | -20%        | 16           | 33%         | 0.50        | 42        | 11%        | 5.25             | 83         | 93.9%        | 210,900         | 7.1%        | 228,500        | 4.6%         | 226,019        | -5.6%        | 263        |
| Mar-13          | 4          | -56%        | 10           | -29%        | 0.40        | 43        | 5%         | 10.75            | 60         | 94.6%        | 209,000         | 8.3%        | 297,500        | -7.0%        | 258,000        | -11.0%       | 261        |
| Apr-13          | 7          | 0%          | 26           | 117%        | 0.27        | 59        | 51%        | 8.43             | 87         | 91.0%        | 210,300         | 6.2%        | 222,000        | 23.3%        | 216,143        | 6.8%         | 263        |
| May-13          | 10         | 25%         | 16           | 23%         | 0.63        | 59        | 51%        | 5.90             | 102        | 96.8%        | 207,700         | 2.3%        | 317,500        | 98.4%        | 292,275        | 67.4%        | 259        |
| Jun-13          | 12         | 50%         | 18           | 13%         | 0.67        | 61        | 33%        | 5.08             | 119        | 97.3%        | 208,800         | 3.3%        | 369,750        | 53.1%        | 340,833        | 42.2%        | 261        |
| Jul-13          | 11         | -27%        | 15           | 25%         | 0.73        | 59        | 40%        | 5.36             | 54         | 95.9%        | 212,800         | 1.3%        | 206,000        | -20.2%       | 211,045        | -16.1%       | 266        |
| Aug-13          | 10         | 25%         | 15           | 0%          | 0.67        | 58        | 29%        | 5.80             | 54         | 94.0%        | 211,700         | 0.3%        | 243,000        | -4.9%        | 249,100        | 0.8%         | 264        |
| Sep-13          | 10         | 100%        | 23           | 44%         | 0.43        | 64        | 21%        | 6.40             | 69         | 96.8%        | 212,700         | -1.2%       | 277,000        | 67.9%        | 259,400        | 77.5%        | 266        |
| Oct-13          | 14         | 40%         | 15           | 7%          | 0.93        | 56        | 14%        | 4.00             | 69         | 94.8%        | 210,200         | 2.8%        | 220,500        | 10.1%        | 240,748        | 14.3%        | 262        |
| Nov-13          | 10         | -23%        | 5            | 25%         | 2.00        | 45        | 18%        | 4.50             | 126        | 97.0%        | 209,900         | 3.5%        | 278,500        | 19.0%        | 279,100        | 10.1%        | 262        |
| Dec-13          | 6          | 100%        | 5            | 0%          | 1.20        | 39        | 15%        | 6.50             | 84         | 98.2%        | 205,100         | 0.4%        | 343,000        | 64.9%        | 311,483        | 29.7%        | 256        |
| <b>2013</b>     | <b>106</b> | <b>7%</b>   | <b>174</b>   | <b>16%</b>  | <b>0.61</b> | <b>52</b> | <b>25%</b> | <b>5.88</b>      | <b>83</b>  | <b>95.8%</b> | <b>209,325</b>  | <b>3.4%</b> | <b>251,000</b> | <b>16.7%</b> | <b>262,880</b> | <b>15.0%</b> | <b>261</b> |
| Jan-14          | 4          | 0%          | 11           | 10%         | 0.36        | 33        | -13%       | 8.25             | 152        | 94.9%        | 210,700         | 3.9%        | 320,000        | 19.6%        | 282,225        | 6.2%         | 263        |
| Feb-14          | 3          | -63%        | 16           | 0%          | 0.19        | 41        | -2%        | 13.67            | 140        | 94.0%        | 212,400         | 0.7%        | 266,000        | 16.4%        | 302,000        | 33.6%        | 265        |
| Mar-14          | 4          | 0%          | 15           | 50%         | 0.27        | 46        | 7%         | 11.50            | 57         | 96.8%        | 211,600         | 1.2%        | 183,000        | -38.5%       | 194,750        | -24.5%       | 264        |
| Apr-14          | 10         | 43%         | 22           | -15%        | 0.45        | 53        | -10%       | 5.30             | 75         | 96.0%        | 213,800         | 1.7%        | 236,500        | 6.5%         | 264,200        | 22.2%        | 267        |
| May-14          | 15         | 50%         | 28           | 75%         | 0.54        | 62        | 5%         | 4.13             | 64         | 96.0%        | 217,400         | 4.7%        | 235,000        | -26.0%       | 260,227        | -11.0%       | 271        |
| Jun-14          | 13         | 8%          | 16           | -11%        | 0.81        | 60        | -2%        | 4.62             | 49         | 98.0%        | 220,600         | 5.7%        | 244,000        | -34.0%       | 249,554        | -26.8%       | 275        |
| Jul-14          | 11         | 0%          | 27           | 80%         | 0.41        | 63        | 7%         | 5.73             | 73         | 93.7%        | 221,200         | 3.9%        | 235,000        | 14.1%        | 214,264        | 1.5%         | 276        |
| Aug-14          | 11         | 10%         | 25           | 67%         | 0.44        | 66        | 14%        | 6.00             | 44         | 95.9%        | 223,800         | 5.7%        | 265,000        | 9.1%         | 263,124        | 5.6%         | 279        |
| Sep-14          | 6          | -40%        | 15           | -35%        | 0.40        | 67        | 5%         | 11.17            | 84         | 92.6%        | 219,100         | 3.0%        | 168,500        | -39.2%       | 190,333        | -26.6%       | 274        |
| Oct-14          | 4          | -71%        | 15           | 0%          | 0.27        | 57        | 2%         | 14.25            | 71         | 94.4%        | 220,600         | 4.9%        | 262,500        | 19.0%        | 276,250        | 14.7%        | 275        |
| Nov-14          | 5          | -50%        | 17           | 240%        | 0.29        | 48        | 7%         | 9.60             | 47         | 94.3%        | 217,700         | 3.7%        | 180,000        | -35.4%       | 233,200        | -16.4%       | 272        |
| Dec-14          | 1          | -83%        | 9            | 80%         | 0.11        | 51        | 31%        | 51.00            | 122        | 92.6%        | 218,800         | 6.7%        | 202,900        | -40.8%       | 202,900        | -34.9%       | 273        |
| <b>2014</b>     | <b>87</b>  | <b>-18%</b> | <b>216</b>   | <b>24%</b>  | <b>0.40</b> | <b>54</b> | <b>4%</b>  | <b>7.44</b>      | <b>69</b>  | <b>95.5%</b> | <b>217,308</b>  | <b>3.8%</b> | <b>240,000</b> | <b>-4.4%</b> | <b>246,789</b> | <b>-6.1%</b> | <b>271</b> |
| Jan-15          | 2          | -50%        | 14           | 27%         | 0.14        | 55        | 67%        | 27.50            | 76         | 93.2%        | 219,700         | 4.3%        | 218,500        | -31.7%       | 218,500        | -22.6%       | 274        |
| Feb-15          | 5          | 67%         | 12           | -25%        | 0.42        | 54        | 32%        | 10.80            | 101        | 94.7%        | 219,800         | 3.5%        | 145,000        | -45.5%       | 173,000        | -42.7%       | 274        |
| Mar-15          | 4          | 0%          | 22           | 47%         | 0.18        | 62        | 35%        | 15.50            | 94         | 96.0%        | 221,500         | 4.7%        | 303,000        | 65.6%        | 281,500        | 44.5%        | 277        |
| Apr-15          | 12         | 20%         | 31           | 41%         | 0.39        | 73        | 38%        | 6.08             | 69         | 94.6%        | 223,200         | 4.4%        | 210,000        | -11.2%       | 202,200        | -23.5%       | 279        |
| May-15          | 12         | -20%        | 15           | -46%        | 0.80        | 72        | 16%        | 6.00             | 62         | 96.4%        | 219,200         | 0.8%        | 284,750        | 21.2%        | 293,150        | 12.7%        | 274        |
| Jun-15          | 4          | -69%        | 19           | 19%         | 0.21        | 78        | 30%        | 19.50            | 29         | 95.8%        | 222,500         | 0.9%        | 292,500        | 19.9%        | 273,750        | 9.7%         | 278        |
| Jul-15          | 3          | -73%        | 16           | -41%        | 0.19        | 82        | 30%        | 27.33            | 123        | 94.4%        | 223,100         | 0.9%        | 350,000        | 48.9%        | 352,333        | 64.4%        | 279        |
| Aug-15          | 9          | -18%        | 7            | -72%        | 1.29        | 73        | 11%        | 8.11             | 71         | 97.5%        | 222,600         | -0.5%       | 217,000        | -18.1%       | 216,611        | -17.7%       | 278        |
| Sep-15          | 9          | 50%         | 18           | 20%         | 0.50        | 69        | 3%         | 7.67             | 94         | 96.4%        | 222,100         | 1.4%        | 280,000        | 66.2%        | 296,833        | 56.0%        | 277        |
| Oct-15          | 6          | 50%         | 18           | 20%         | 0.33        | 67        | 18%        | 11.17            | 71         | 96.9%        | 222,700         | 1.0%        | 164,000        | -37.5%       | 185,167        | -33.0%       | 278        |
| Nov-15          | 6          | 20%         | 12           | -29%        | 0.50        | 62        | 29%        | 10.33            | 152        | 93.5%        | 224,200         | 3.0%        | 257,500        | 43.1%        | 260,167        | 11.6%        | 280        |
| Dec-15          | 2          | 100%        | 13           | 44%         | 0.15        | 66        | 29%        | 33.00            | 115        | 96.0%        | 225,800         | 3.2%        | 213,000        | 5.0%         | 213,000        | 5.0%         | 282        |
| <b>2015</b>     | <b>74</b>  | <b>-15%</b> | <b>197</b>   | <b>-9%</b>  | <b>0.38</b> | <b>68</b> | <b>26%</b> | <b>10.99</b>     | <b>83</b>  | <b>95.7%</b> | <b>222,200</b>  | <b>2.3%</b> | <b>243,000</b> | <b>1.3%</b>  | <b>246,530</b> | <b>-0.1%</b> | <b>277</b> |
| Jan-16          | 1          | -50%        | 12           | -14%        | 0.08        | 69        | 25%        | 69.00            | 62         | 93.9%        | 222,200         | 1.1%        | 200,000        | -8.5%        | 200,000        | -8.5%        | 277        |
| Feb-16          | 4          | -20%        | 17           | 42%         | 0.24        | 77        | 43%        | 19.25            | 98         | 94.8%        | 221,800         | 0.9%        | 187,000        | 29.0%        | 206,750        | 19.5%        | 277        |
| Mar-16          | 3          | -25%        | 18           | -18%        | 0.17        | 77        | 24%        | 25.67            | 149        | 94.2%        | 225,800         | 1.9%        | 154,000        | -49.2%       | 162,667        | -42.2%       | 282        |
| Apr-16          | 8          | -33%        | 27           | -13%        | 0.30        | 87        | 19%        | 10.88            | 62         | 94.3%        | 221,700         | -0.7%       | 284,500        | 35.5%        | 270,000        | 33.5%        | 277        |
| May-16          | 7          | -42%        | 15           | 0%          | 0.47        | 83        | 15%        | 11.86            | 98         | 94.4%        | 221,200         | 0.9%        | 185,000        | -35.0%       | 257,714        | -12.1%       | 276        |
| Jun-16          | 4          | 0%          | 20           | 5%          | 0.20        | 88        | 13%        | 22.00            | 65         | 95.5%        | 221,200         | -0.6%       | 338,500        | 15.7%        | 330,500        | 20.7%        | 276        |
| Jul-16          | 7          | 133%        | 17           | 6%          | 0.41        | 84        | 2%         | 12.00            | 58         | 94.4%        | 228,300         | 2.3%        | 189,900        | -45.7%       | 240,271        | -31.8%       | 285        |
| Aug-16          | 9          | 0%          | 15           | 114%        | 0.60        | 82        | 12%        | 9.11             | 61         | 98.3%        | 223,900         | 0.6%        | 229,000        | 5.5%         | 250,611        | 15.7%        | 280        |
| Sep-16          | 7          | -22%        | 17           | -6%         | 0.41        | 83        | 20%        | 11.86            | 134        | 95.4%        | 222,900         | 0.4%        | 185,000        | -33.9%       | 225,786        | -23.9%       | 278        |
| Oct-16          | 9          | 50%         | 14           | -22%        | 0.64        | 84        | 25%        | 9.33             | 122        | 93.9%        | 219,600         | -1.4%       | 275,000        | 67.7%        | 273,056        | 47.5%        | 274        |
| Nov-16          | 6          | 0%          | 17           | 42%         | 0.35        | 86        | 39%        | 14.33            | 48         | 94.8%        | 218,400         | -2.6%       | 240,250        | -6.7%        | 244,317        | -6.1%        | 273        |
| Dec-16          | 3          | 50%         | 5            | -62%        | 0.60        | 74        | 12%        | 24.67            | 109        | 91.0%        | 218,400         | -3.3%       | 300,000        | 40.8%        | 316,667        | 48.7%        | 273        |
| <b>2016</b>     | <b>68</b>  | <b>-8%</b>  | <b>194</b>   | <b>-2%</b>  | <b>0.35</b> | <b>81</b> | <b>20%</b> | <b>14.32</b>     | <b>87</b>  | <b>94.8%</b> | <b>222,117</b>  | <b>0.0%</b> | <b>230,750</b> | <b>-5.0%</b> | <b>252,828</b> | <b>2.6%</b>  | <b>277</b> |
| Jan-17          | 2          | 100%        | 13           | 8%          | 0.15        | 79        | 14%        | 39.50            | 261        | 89.4%        | 214,500         | -3.5%       | 147,500        | -26.3%       | 147,500        | -26.3%       | 268        |
| Feb-17          | 1          | -75%        | 8            | -53%        | 0.13        | 82        | 6%         | 82.00            | 82         | 95.2%        | 213,700         | -3.7%       | 238,000        | 27.3%        | 238,000        | 15.1%        | 267        |
| Mar-17          | 6          | 100%        | 21           | 17%         | 0.29        | 86        | 12%        | 14.33            | 126        | 95.0%        | 224,100         | -0.8%       | 304,000        | 97.4%        | 315,167        | 93.8%        | 280        |
| Apr-17          | 4          | -50%        | 18           | -33%        | 0.22        | 88        | 1%         | 22.00            | 69         | 96.8%        | 225,100         | 1.5%        | 289,500        | 1.8%         | 321,100        | 18.9%        | 281        |
| May-17          | 12         | 71%         | 18           | 20%         | 0.67        | 84        | 1%         | 7.00             | 84         | 95.6%        | 223,000         | 0.8%        | 235,750        | 27.4%        | 240,617        | -6.6%        | 278        |
| Jun-17          | 12         | 200%        | 21           | 5%          | 0.57        | 78        | -11%       | 6.50             | 98         | 94.3%        | 225,500         | 1.9%        | 217,500        | -35.7%       | 246,325        | -25.5%       | 282        |
| Jul-17          | 7          | 0%          | 15           | -12%        | 0.47        | 81        | -4%        | 11.57            | 88         | 92.5%        | 222,800         | -2.4%       | 200,000        | 5.3%         | 197,793        | -17.7%       | 278        |
| Aug-17          | 7          | -22%        | 15           | 0%          | 0.47        | 84        | 2%         | 12.00            | 100        | 95.2%        | 225,500         | 0.7%        | 303,000        | 32.3%        | 284,500        | 13.5%        | 282        |
| Sep-17          | 9          | 29%         | 10           | -41%        | 0.90        | 67        | -19%       | 7.44             | 89         | 95.1%        | 228,100         | 2.3%        | 212,000        | 14.6%        | 213,667        | -5.4%        | 285        |
| Oct-17          | 9          | 0%          | 14           | 0%          | 0.64        | 64        | -24%       | 7.11             | 143        | 93.8%        | 226,000         | 2.9%        | 259,000        | -5.8%        | 255,611        | -6.4%        | 282        |
| Nov-17          | 4          | -33%        | 11           | -35%        | 0.36        | 65        | -24%       | 16.25            | 155        | 91.3%        | 221,400         | 1.4%        | 267,000        | 11.1%        | 314,750        | 28.8%        | 276        |
| Dec-17          | 2          | -33%        | 4            | -20%        | 0.50        | 61        | -18%       | 30.50            | 114        | 94.4%        | 216,200         | -1.0%       | 250,000        | -16.7%       | 250,000        | -21.1%       | 270        |
| <b>2017</b>     | <b>75</b>  | <b>10%</b>  | <b>168</b>   | <b>-13%</b> | <b>0.45</b> | <b>77</b> | <b>-6%</b> | <b>12.25</b>     | <b>108</b> | <b>94.4%</b> | <b>222,158</b>  | <b>0.0%</b> | <b>233,500</b> | <b>1.2%</b>  | <b>252,137</b> | <b>-0.3%</b> | <b>277</b> |
| Jan-18          | 4          | 100%        | 7            | -46%        | 0.57        | 62        | -22%       | 15.50            | 126        | 91.4%        | 216,900         | 1.1%        | 115,500        | -21.7%       | 134,375        | -8.9%        | 271        |
| Feb-18          | 2          | 100%        | 11           | 38%         | 0.18        | 67        | -18%       | 33.50            | 62         | 92.4%        | 214,600         | 0.4%        | 157,000        | -34.0%       | 157,000        | -34.0%       | 268        |
| Mar-18          | 4          | -33%        | 13           | -38%        | 0.31        | 72        | -16%       | 18.00            | 140        | 89.0%        | 215,800         | -3.7%       | 195,000        | -35.9%       | 168,500        | -46.5%       | 269        |
| Apr-18          | 4          | 0%          | 12           | -33%        | 0.33        | 72        | -18%       | 18.00            | 55         | 93.5%        | 216,300         | -3.9%       | 188,000        | -35.1%       | 200,875        | -37.4%       | 270        |
| May-18          | 18         | 50%         | 25           | 39%         | 0.72        | 71        | -15%       | 3.94             | 98         | 94.7%        | 213,700         | -4.2%       | 223,250        | -5.3%        | 254,833        | 5.9%         | 267        |
| Jun-18          | 5          | -58%        | 14           | -33%        | 0.36        | 76        | -3%        | 15.20            | 105        | 95.2%        | 214,400         | -4.9%       | 180,000        | -17.2%       | 175,000        | -29.0%       | 268        |
| Jul-18          | 4          | -43%        | 19           | 27%         | 0.21        | 83        | 2%         | 20.75            | 96         | 90.7%        | 212,500         | -4.6%       | 177,500        | -11.3%       | 172,475        | -12.8%       | 265        |
| Aug-18          | 7          | 0%          | 14           | -7%         | 0.50        | 86        | 2%         | 12.29            | 110        | 94.1%        | 211,900         | -6.0%       | 230,000        | -24.1%       | 234,286        | -17.7%       | 265        |
| Sep-18          | 4          | -56%        | 16           | 60%         | 0.25        | 90        | 34%        | 22.50            | 179        |              |                 |             |                |              |                |              |            |



| HUMBOLDT    |            |             |              |             |             |           |             |                  |            |              |                 |              |                |               |                |              |            |
|-------------|------------|-------------|--------------|-------------|-------------|-----------|-------------|------------------|------------|--------------|-----------------|--------------|----------------|---------------|----------------|--------------|------------|
|             | Sales      | Y/Y%        | New Listings | Y/Y%        | S/NL Ratio  | Inventory | Y/Y%        | Months of Supply | DOM        | SP/LP        | Benchmark Price | Y/Y%         | Median Price   | Y/Y%          | Average Price  | Y/Y%         | Index      |
| Jan-19      | 5          | 25%         | 11           | 57%         | 0.45        | 78        | 26%         | 15.60            | 139        | 90.1%        | 213,200         | -1.7%        | 205,000        | 77.5%         | 291,400        | 116.9%       | 266        |
| Feb-19      | 5          | 150%        | 8            | -27%        | 0.63        | 73        | 9%          | 14.60            | 149        | 87.7%        | 205,800         | -4.1%        | 142,000        | -9.6%         | 147,580        | -6.0%        | 257        |
| Mar-19      | 5          | 25%         | 15           | 15%         | 0.33        | 79        | 10%         | 15.80            | 83         | 92.5%        | 206,300         | -4.4%        | 282,500        | 44.9%         | 225,280        | 33.7%        | 258        |
| Apr-19      | 12         | 200%        | 13           | 8%          | 0.92        | 76        | 6%          | 6.33             | 99         | 94.3%        | 210,100         | -2.9%        | 216,000        | 14.9%         | 242,792        | 20.9%        | 262        |
| May-19      | 3          | -83%        | 21           | -16%        | 0.14        | 82        | 15%         | 27.33            | 241        | 92.6%        | 211,200         | -1.2%        | 193,000        | -13.5%        | 199,333        | -21.8%       | 264        |
| Jun-19      | 5          | 0%          | 17           | 21%         | 0.29        | 85        | 12%         | 17.00            | 96         | 95.6%        | 211,700         | -1.3%        | 172,000        | -4.4%         | 142,700        | -18.5%       | 264        |
| Jul-19      | 7          | 75%         | 20           | 5%          | 0.35        | 88        | 6%          | 12.57            | 126        | 96.6%        | 208,800         | -1.7%        | 275,000        | 54.9%         | 297,571        | 72.5%        | 261        |
| Aug-19      | 6          | -14%        | 13           | -7%         | 0.46        | 82        | -5%         | 13.67            | 58         | 94.8%        | 203,300         | -4.1%        | 221,750        | -3.6%         | 253,750        | 8.3%         | 254        |
| Sep-19      | 5          | 25%         | 13           | -19%        | 0.38        | 78        | -13%        | 15.60            | 87         | 93.2%        | 198,200         | -7.1%        | 150,000        | -41.1%        | 157,300        | -34.7%       | 247        |
| Oct-19      | 5          | -29%        | 7            | -22%        | 0.71        | 74        | -15%        | 14.80            | 77         | 92.7%        | 200,000         | -3.9%        | 154,000        | -39.6%        | 219,250        | -11.5%       | 250        |
| Nov-19      | 3          | -40%        | 4            | -67%        | 0.75        | 67        | -21%        | 22.33            | 145        | 91.3%        | 194,200         | -5.0%        | 129,500        | -51.3%        | 139,833        | -45.4%       | 242        |
| Dec-19      | 2          | -33%        | 2            | 0%          | 1.00        | 62        | -21%        | 31.00            | 66         | 93.6%        | 198,300         | -5.5%        | 198,750        | -46.1%        | 198,750        | -31.4%       | 248        |
| <b>2019</b> | <b>63</b>  | <b>-6%</b>  | <b>144</b>   | <b>-6%</b>  | <b>0.44</b> | <b>77</b> | <b>-1%</b>  | <b>14.67</b>     | <b>109</b> | <b>93.4%</b> | <b>205,092</b>  | <b>-3.6%</b> | <b>189,000</b> | <b>-14.1%</b> | <b>219,866</b> | <b>-1.8%</b> | <b>256</b> |
| Jan-20      | 2          | -60%        | 8            | -27%        | 0.25        | 62        | -21%        | 31.00            | 311        | 95.4%        | 205,500         | -3.6%        | 238,250        | 16.2%         | 238,250        | -18.2%       | 257        |
| Feb-20      | 6          | 20%         | 6            | -25%        | 1.00        | 58        | -21%        | 9.67             | 157        | 90.8%        | 207,900         | 1.0%         | 145,000        | 2.1%          | 178,333        | 20.8%        | 260        |
| Mar-20      | 4          | -20%        | 11           | -27%        | 0.36        | 57        | -28%        | 14.25            | 189        | 94.6%        | 205,300         | -0.5%        | 224,750        | -20.4%        | 238,625        | 5.9%         | 256        |
| Apr-20      | 3          | -75%        | 8            | -38%        | 0.38        | 42        | -45%        | 14.00            | 129        | 87.8%        | 204,900         | -2.5%        | 110,000        | -49.1%        | 141,667        | -41.7%       | 256        |
| May-20      | 9          | 200%        | 44           | 110%        | 0.20        | 64        | -22%        | 7.11             | 111        | 93.6%        | 203,700         | -3.6%        | 210,000        | 8.8%          | 217,211        | 9.0%         | 254        |
| Jun-20      | 10         | 100%        | 17           | 0%          | 0.59        | 65        | -24%        | 6.50             | 34         | 94.5%        | 208,700         | -1.4%        | 247,500        | 43.9%         | 253,800        | 77.9%        | 261        |
| Jul-20      | 18         | 157%        | 30           | 50%         | 0.60        | 72        | -18%        | 4.00             | 56         | 94.7%        | 215,100         | 3.0%         | 206,250        | -25.0%        | 227,556        | -23.5%       | 269        |
| Aug-20      | 10         | 67%         | 12           | -8%         | 0.83        | 72        | -12%        | 7.20             | 41         | 95.1%        | 216,000         | 6.2%         | 262,500        | 18.4%         | 290,000        | 14.3%        | 270        |
| Sep-20      | 11         | 120%        | 12           | -8%         | 0.92        | 60        | -23%        | 5.45             | 82         | 93.7%        | 217,200         | 9.6%         | 225,000        | 50.0%         | 215,459        | 37.0%        | 271        |
| Oct-20      | 8          | 60%         | 17           | 143%        | 0.47        | 52        | -30%        | 6.50             | 124        | 94.8%        | 219,300         | 9.7%         | 320,000        | 107.8%        | 289,688        | 32.1%        | 274        |
| Nov-20      | 4          | 33%         | 7            | 75%         | 0.57        | 48        | -28%        | 12.00            | 41         | 96.1%        | 220,700         | 13.6%        | 274,500        | 112.0%        | 261,000        | 86.7%        | 276        |
| Dec-20      | 4          | 100%        | 4            | 100%        | 1.00        | 44        | -29%        | 11.00            | 63         | 93.0%        | 215,100         | 8.5%         | 291,000        | 46.4%         | 259,250        | 30.4%        | 269        |
| <b>2020</b> | <b>89</b>  | <b>41%</b>  | <b>176</b>   | <b>22%</b>  | <b>0.51</b> | <b>58</b> | <b>-25%</b> | <b>7.82</b>      | <b>87</b>  | <b>94.2%</b> | <b>211,617</b>  | <b>3.2%</b>  | <b>225,000</b> | <b>19.0%</b>  | <b>238,016</b> | <b>8.3%</b>  | <b>264</b> |
| Jan-21      | 2          | 0%          | 10           | 25%         | 0.20        | 49        | -21%        | 24.50            | 151        | 96.3%        | 206,200         | 0.3%         | 192,450        | -19.2%        | 192,450        | -19.2%       | 257        |
| Feb-21      | 10         | 67%         | 8            | 33%         | 1.25        | 43        | -26%        | 4.30             | 105        | 95.0%        | 222,700         | 7.1%         | 240,250        | 65.7%         | 240,840        | 35.1%        | 278        |
| Mar-21      | 13         | 225%        | 21           | 91%         | 0.62        | 50        | -12%        | 3.85             | 90         | 95.6%        | 225,500         | 9.8%         | 275,000        | 22.4%         | 287,777        | 20.6%        | 282        |
| Apr-21      | 18         | 500%        | 17           | 113%        | 1.06        | 45        | 7%          | 2.50             | 118        | 96.0%        | 228,200         | 11.4%        | 217,400        | 97.6%         | 229,206        | 61.8%        | 285        |
| May-21      | 13         | 44%         | 11           | -75%        | 1.18        | 42        | -34%        | 3.23             | 64         | 98.1%        | 231,300         | 13.5%        | 262,500        | 25.0%         | 270,946        | 24.7%        | 289        |
| Jun-21      | 10         | 0%          | 14           | -18%        | 0.71        | 42        | -35%        | 4.20             | 63         | 94.0%        | 231,200         | 10.8%        | 162,500        | -34.3%        | 190,880        | -24.8%       | 289        |
| Jul-21      | 8          | -56%        | 14           | -53%        | 0.57        | 45        | -38%        | 5.63             | 76         | 96.2%        | 234,900         | 9.2%         | 216,500        | 5.0%          | 231,125        | 1.6%         | 293        |
| Aug-21      | 10         | 0%          | 9            | -25%        | 1.11        | 42        | -42%        | 4.20             | 75         | 96.9%        | 234,700         | 8.7%         | 226,000        | -13.9%        | 245,100        | -15.5%       | 293        |
| Sep-21      | 15         | 36%         | 7            | -42%        | 2.14        | 32        | -47%        | 2.13             | 72         | 95.9%        | 235,800         | 8.6%         | 246,500        | 9.6%          | 258,300        | 19.9%        | 294        |
| Oct-21      | 9          | 13%         | 8            | -53%        | 1.13        | 24        | -54%        | 2.67             | 95         | 95.2%        | 236,800         | 8.0%         | 315,000        | -1.6%         | 287,611        | -0.7%        | 296        |
| Nov-21      | 5          | 25%         | 9            | 29%         | 0.56        | 25        | -48%        | 5.00             | 81         | 97.7%        | 231,900         | 5.1%         | 315,000        | 14.8%         | 302,100        | 15.7%        | 290        |
| Dec-21      | 7          | 75%         | 6            | 50%         | 1.17        | 23        | -48%        | 3.29             | 77         | 94.3%        | 231,200         | 7.5%         | 169,000        | -41.9%        | 239,000        | -7.8%        | 289        |
| <b>2021</b> | <b>120</b> | <b>35%</b>  | <b>134</b>   | <b>-24%</b> | <b>0.90</b> | <b>39</b> | <b>-34%</b> | <b>3.85</b>      | <b>86</b>  | <b>95.9%</b> | <b>229,200</b>  | <b>8.3%</b>  | <b>245,750</b> | <b>9.2%</b>   | <b>250,314</b> | <b>5.2%</b>  | <b>286</b> |
| Jan-22      | 7          | 250%        | 9            | -10%        | 0.78        | 23        | -53%        | 3.29             | 45         | 95.6%        | 230,000         | 11.5%        | 220,000        | 14.3%         | 232,414        | 20.8%        | 287        |
| Feb-22      | 2          | -80%        | 10           | 25%         | 0.20        | 29        | -33%        | 14.50            | 16         | 97.6%        | 234,500         | 5.3%         | 325,450        | 35.5%         | 325,450        | 35.1%        | 293        |
| Mar-22      | 17         | 31%         | 14           | -33%        | 1.21        | 24        | -52%        | 1.41             | 73         | 97.7%        | 240,800         | 6.8%         | 290,000        | 5.5%          | 299,176        | 4.0%         | 301        |
| Apr-22      | 8          | -56%        | 5            | -71%        | 1.60        | 19        | -58%        | 2.38             | 62         | 98.0%        | 246,800         | 8.2%         | 269,650        | 24.0%         | 345,725        | 50.8%        | 308        |
| May-22      | 8          | -38%        | 9            | -18%        | 0.89        | 19        | -55%        | 2.38             | 87         | 95.4%        | 255,200         | 10.3%        | 229,500        | -12.6%        | 214,988        | -20.7%       | 319        |
| Jun-22      | 8          | -20%        | 17           | 21%         | 0.47        | 26        | -38%        | 3.25             | 44         | 95.5%        | 256,200         | 10.8%        | 195,500        | 20.3%         | 259,293        | 35.8%        | 320        |
| Jul-22      | 6          | -25%        | 12           | -14%        | 0.50        | 31        | -31%        | 5.17             | 47         | 96.8%        | 252,300         | 7.4%         | 253,500        | 17.1%         | 264,500        | 14.4%        | 315        |
| Aug-22      | 7          | -30%        | 13           | 44%         | 0.54        | 33        | -21%        | 4.71             | 21         | 97.6%        | 247,400         | 5.4%         | 278,500        | 23.2%         | 273,429        | 11.6%        | 309        |
| Sep-22      | 6          | -60%        | 8            | 14%         | 0.75        | 31        | -3%         | 5.17             | 48         | 96.8%        | 244,900         | 3.9%         | 263,000        | 6.7%          | 311,983        | 20.8%        | 306        |
| Oct-22      | 7          | -22%        | 8            | 0%          | 0.88        | 31        | 29%         | 4.43             | 78         | 95.5%        | 239,300         | 1.1%         | 286,000        | -9.2%         | 308,643        | 7.3%         | 299        |
| Nov-22      | 4          | -20%        | 7            | -22%        | 0.57        | 32        | 28%         | 8.00             | 77         | 95.0%        | 241,700         | 4.2%         | 287,000        | -8.9%         | 287,000        | -5.0%        | 302        |
| Dec-22      | 7          | 0%          | 5            | -17%        | 1.40        | 26        | 13%         | 3.71             | 68         | 95.4%        | 233,500         | 1.0%         | 200,000        | 18.3%         | 269,714        | 12.9%        | 292        |
| <b>2022</b> | <b>87</b>  | <b>-28%</b> | <b>117</b>   | <b>-13%</b> | <b>0.74</b> | <b>27</b> | <b>-30%</b> | <b>3.72</b>      | <b>59</b>  | <b>96.6%</b> | <b>243,550</b>  | <b>6.3%</b>  | <b>265,000</b> | <b>7.8%</b>   | <b>281,532</b> | <b>12.5%</b> | <b>304</b> |
| Jan-23      | 3          | -57%        | 6            | -33%        | 0.50        | 26        | 13%         | 8.67             | 36         | 98.5%        | 233,500         | 1.5%         | 397,900        | 80.9%         | 328,467        | 41.3%        | 292        |
| Feb-23      |            |             |              |             |             |           |             |                  |            |              |                 |              |                |               |                |              |            |
| Mar-23      |            |             |              |             |             |           |             |                  |            |              |                 |              |                |               |                |              |            |
| Apr-23      |            |             |              |             |             |           |             |                  |            |              |                 |              |                |               |                |              |            |
| May-23      |            |             |              |             |             |           |             |                  |            |              |                 |              |                |               |                |              |            |
| Jun-23      |            |             |              |             |             |           |             |                  |            |              |                 |              |                |               |                |              |            |
| Jul-23      |            |             |              |             |             |           |             |                  |            |              |                 |              |                |               |                |              |            |
| Aug-23      |            |             |              |             |             |           |             |                  |            |              |                 |              |                |               |                |              |            |
| Sep-23      |            |             |              |             |             |           |             |                  |            |              |                 |              |                |               |                |              |            |
| Oct-23      |            |             |              |             |             |           |             |                  |            |              |                 |              |                |               |                |              |            |
| Nov-23      |            |             |              |             |             |           |             |                  |            |              |                 |              |                |               |                |              |            |
| Dec-23      |            |             |              |             |             |           |             |                  |            |              |                 |              |                |               |                |              |            |
| <b>2023</b> | <b>3</b>   | <b>-57%</b> | <b>6</b>     | <b>-33%</b> | <b>0.50</b> | <b>26</b> | <b>13%</b>  | <b>8.67</b>      | <b>36</b>  | <b>98.5%</b> | <b>233,500</b>  | <b>1.5%</b>  | <b>397,900</b> | <b>80.9%</b>  | <b>328,467</b> | <b>41.3%</b> | <b>292</b> |



**Monthly Sales Comparison**



**SALES**

**6**

33.3% Y/Y ↓ 33.3% YTD ↓  
10-year average spread YTD

38.1% ↓ 38.1% ↓

**NEW LISTINGS**

**12**

7.7% Y/Y ↓ 7.7% YTD ↓  
10-year average spread YTD

60.9% ↓ 60.9% ↓

**INVENTORY**

**32**

25.6% Y/Y ↓ Monthly trend\* →  
10-year average spread YTD

58.5% ↓ 58.5% ↓

**MONTHS OF SUPPLY**

**5.33**

11.6% Y/Y ↑ Monthly trend\* →  
10-year average spread YTD

37.2% ↓ 37.2% ↓



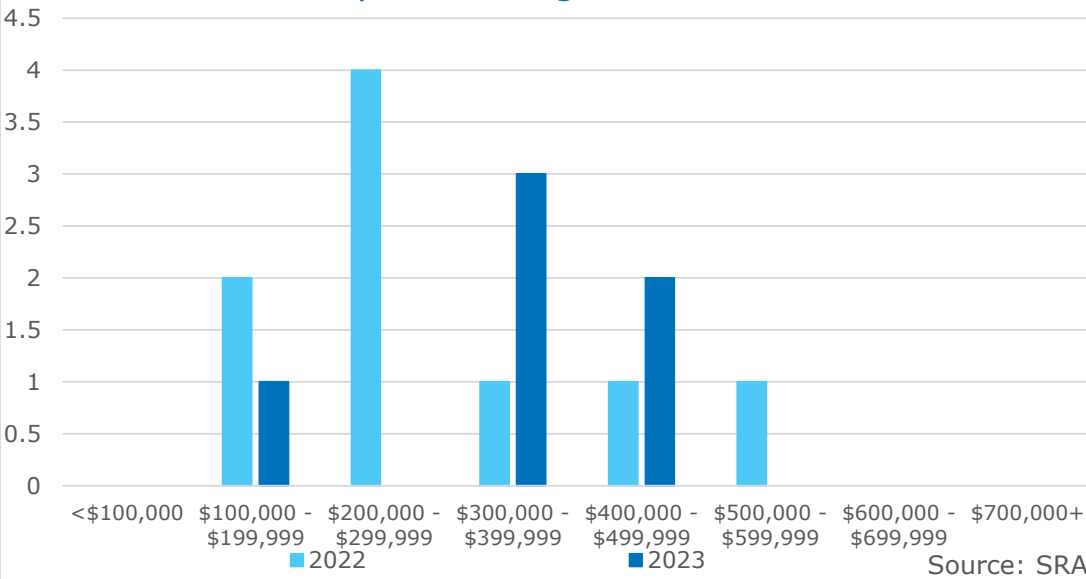
**TOTAL RESIDENTIAL BENCHMARK PRICE**

**\$ 371,100**

↑ 0.7% Y/Y

Monthly trend\* →

**Residential Sales by Price Range**



## January 2023

|                          | Sales    |             | New Listings |            | Inventory |             | Months of Supply |            | DOM       | Benchmark        |           | Avg Price        |            |
|--------------------------|----------|-------------|--------------|------------|-----------|-------------|------------------|------------|-----------|------------------|-----------|------------------|------------|
|                          | Actual   | Y/Y%        | Actual       | Y/Y%       | Actual    | Y/Y%        | Actual           | Y/Y%       | Actual    | Actual           | Y/Y%      | Actual           | Y/Y%       |
| Detached                 | 4        | 0%          | 7            | 75%        | 15        | 36%         | 3.75             | 36%        | 23        | \$394,500        | 2%        | \$385,625        | 2%         |
| Attached                 | 2        | -50%        | 3            | -57%       | 9         | -57%        | 4.50             | -14%       | 123       | -                | -         | \$254,250        | 4%         |
| Apartment                | 0        | -100%       | 2            | 0%         | 7         | -36%        | -                | -          | -         | -                | -         | -                | -          |
| Mobile                   | 0        | -           | 0            | -          | 0         | -           | -                | -          | -         | -                | -         | -                | -          |
| <b>Total Residential</b> | <b>6</b> | <b>-33%</b> | <b>12</b>    | <b>-8%</b> | <b>32</b> | <b>-26%</b> | <b>5.33</b>      | <b>12%</b> | <b>56</b> | <b>\$371,100</b> | <b>1%</b> | <b>\$341,833</b> | <b>15%</b> |

## 10-Year Averages

|                   | Sales |       | New Listings |       | Inventory |       | Months of Supply |       | DOM | Benchmark |       | Avg Price |       |
|-------------------|-------|-------|--------------|-------|-----------|-------|------------------|-------|-----|-----------|-------|-----------|-------|
|                   | Avg   | %Diff | Avg          | %Diff | Avg       | %Diff | Avg              | %Diff | Avg | Avg       | %Diff | Avg       | %Diff |
| Total Residential | 10    | -38%  | 31           | -61%  | 77        | -59%  | 8.49             | -37%  | 70  | \$320,190 | 16%   | \$317,398 | 8%    |

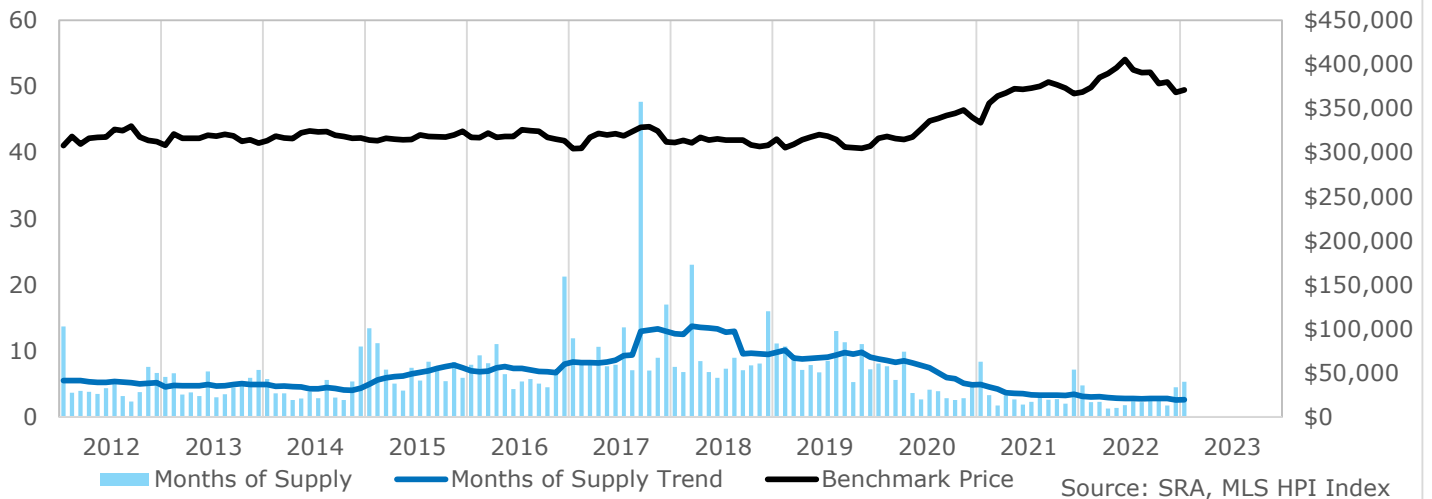
## Year-to-Date January 2023

|                          | Sales    |             | New Listings |            | Inventory |             | Months of Supply |            | DOM       | Benchmark        |           | Avg Price        |            |
|--------------------------|----------|-------------|--------------|------------|-----------|-------------|------------------|------------|-----------|------------------|-----------|------------------|------------|
|                          | Actual   | Y/Y%        | Actual       | Y/Y%       | Actual    | Y/Y%        | Actual           | Y/Y%       | Actual    | Actual           | Y/Y%      | Actual           | Y/Y%       |
| Detached                 | 4        | 0%          | 7            | 75%        | 15        | 36%         | 3.75             | 36%        | 23        | \$394,500        | 2%        | \$385,625        | 2%         |
| Attached                 | 2        | -50%        | 3            | -57%       | 9         | -57%        | 4.50             | -14%       | 123       | -                | -         | \$254,250        | 4%         |
| Apartment                | 0        | -100%       | 2            | 0%         | 7         | -36%        | -                | -          | -         | -                | -         | -                | -          |
| Mobile                   | 0        | -           | 0            | -          | 0         | -           | -                | -          | -         | -                | -         | -                | -          |
| <b>Total Residential</b> | <b>6</b> | <b>-33%</b> | <b>12</b>    | <b>-8%</b> | <b>32</b> | <b>-26%</b> | <b>5.33</b>      | <b>12%</b> | <b>56</b> | <b>\$371,100</b> | <b>1%</b> | <b>\$341,833</b> | <b>15%</b> |

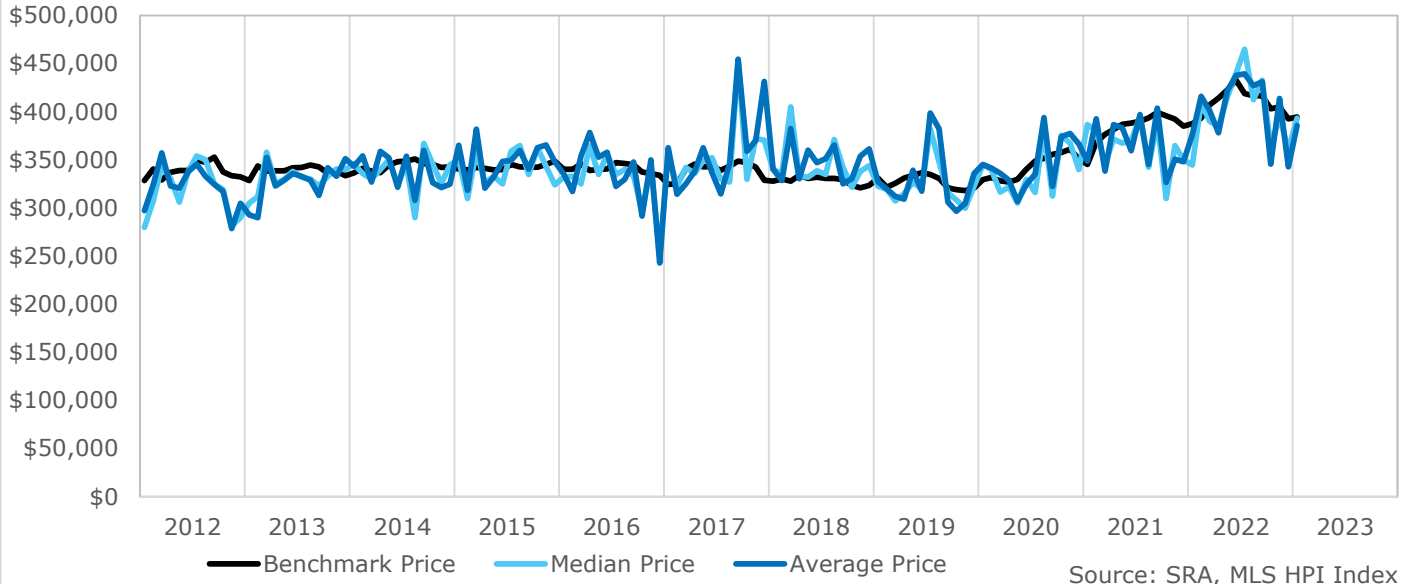
## 10-Year Averages

|                   | Sales |       | New Listings |       | Inventory |       | Months of Supply |       | DOM | Benchmark |       | Avg Price |       |
|-------------------|-------|-------|--------------|-------|-----------|-------|------------------|-------|-----|-----------|-------|-----------|-------|
|                   | Avg   | %Diff | Avg          | %Diff | Avg       | %Diff | Avg              | %Diff | Avg | Avg       | %Diff | Avg       | %Diff |
| Total Residential | 10    | -38%  | 31           | -61%  | 77        | -59%  | 8.49             | -37%  | 70  | \$320,190 | 16%   | \$317,398 | 8%    |

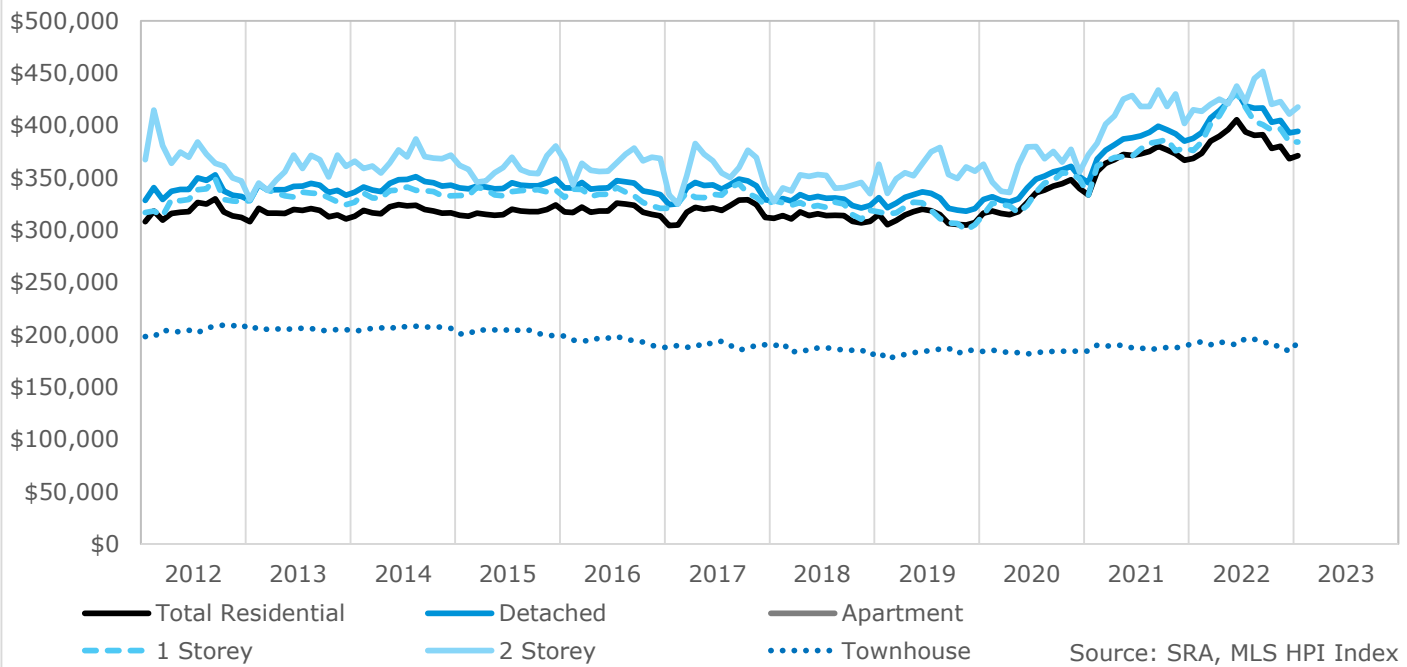
## Residential Months of Supply and Price



## Single Family Pricing



## Benchmark Price



## HPI Benchmark Attributes

|                                            | Composite              |
|--------------------------------------------|------------------------|
| Bedrooms, Above Ground                     | 3                      |
| Bathrooms, Full                            | 2                      |
| Bathrooms, Half                            | 0                      |
| Garage                                     | Attached, Double width |
| Gross Living Area, Above Ground (Sq. Ft.)  | 1195                   |
| Lot Size                                   | -                      |
| Fireplaces, Number of                      | 0                      |
| Year Built                                 | 2008                   |
| January 2023 Benchmark Price               | \$371,100              |
| Single Family Share of Sales, Last 3 Years | 88%                    |
| Apartment Share of Sales, Last 3 Years     | -                      |
| Townhouse Share of Sales, Last 3 Years     | 12%                    |

|                                            | Single Family          | 1 Storey               | 2 Storey               |
|--------------------------------------------|------------------------|------------------------|------------------------|
| Bedrooms, Above Ground                     | 3                      | 3                      | 3                      |
| Bathrooms, Full                            | 2                      | 2                      | 2                      |
| Bathrooms, Half                            | 0                      | 0                      | 1                      |
| Garage                                     | Attached, Double width | Attached, Double width | Attached, Double width |
| Gross Living Area, Above Ground (Sq. Ft.)  | 1216                   | 1168                   | 1376                   |
| Lot Size                                   | 6210                   | 6324                   | 5900                   |
| Fireplaces, Number of                      | 0                      | 0                      | 0                      |
| Year Built                                 | 2008                   | 2008                   | 2010                   |
| January 2023 Benchmark Price               | \$394,500              | \$384,100              | \$417,500              |
| Share of Total Sales, Last 3 Years         | 88%                    | 61%                    | 28%                    |
| Share of Single Family Sales, Last 3 Years | 100%                   | 69%                    | 31%                    |

|                                           | Apartment | Townhouse |
|-------------------------------------------|-----------|-----------|
| Bedrooms, Above Ground                    | -         | 2         |
| Bathrooms, Full                           | -         | 1         |
| Bathrooms, Half                           | -         | 0         |
| Garage                                    | -         | -         |
| Gross Living Area, Above Ground (Sq. Ft.) | -         | 974       |
| Fireplaces, Number of                     | -         | 0         |
| Year Built                                | -         | 2010      |
| January 2023 Benchmark Price              | -         | \$192,800 |

**MARTENSVILLE**

|             | Sales      | Y/Y%        | New Listings | Y/Y%       | S/NL Ratio  | Inventory  | Y/Y%        | Months of Supply | DOM       | SP/LP        | Benchmark Price | Y/Y%         | Median Price   | Y/Y%         | Average Price  | Y/Y%         | Index      |
|-------------|------------|-------------|--------------|------------|-------------|------------|-------------|------------------|-----------|--------------|-----------------|--------------|----------------|--------------|----------------|--------------|------------|
| Jan-13      | 14         | 133%        | 48           | 33%        | 0.29        | 85         | 4%          | 6.07             | 79        | 97.5%        | 308,100         | 0.0%         | 277,500        | -0.9%        | 286,207        | 1.9%         | 207        |
| Feb-13      | 15         | -29%        | 39           | 39%        | 0.38        | 99         | 29%         | 6.60             | 39        | 98.8%        | 321,000         | 0.9%         | 306,900        | 1.5%         | 276,147        | -9.0%        | 215        |
| Mar-13      | 28         | 27%         | 35           | -27%       | 0.80        | 95         | 9%          | 3.39             | 40        | 98.5%        | 316,100         | 2.1%         | 339,450        | 12.3%        | 320,886        | -3.7%        | 212        |
| Apr-13      | 27         | 13%         | 50           | 16%        | 0.54        | 100        | 10%         | 3.70             | 55        | 98.6%        | 316,100         | 0.0%         | 307,000        | -5.2%        | 298,293        | -4.4%        | 212        |
| May-13      | 30         | 25%         | 41           | 28%        | 0.73        | 95         | 13%         | 3.17             | 54        | 98.9%        | 316,000         | -0.4%        | 329,900        | 13.2%        | 320,793        | 9.1%         | 212        |
| Jun-13      | 15         | -21%        | 49           | 75%        | 0.31        | 103        | 24%         | 6.87             | 42        | 98.7%        | 319,600         | 0.6%         | 338,000        | 1.7%         | 331,627        | 0.9%         | 214        |
| Jul-13      | 33         | 136%        | 38           | 58%        | 0.87        | 98         | 24%         | 2.97             | 52        | 98.4%        | 318,700         | -2.3%        | 309,000        | -12.7%       | 306,218        | -11.4%       | 214        |
| Aug-13      | 26         | 24%         | 42           | 62%        | 0.62        | 89         | 35%         | 3.42             | 55        | 98.3%        | 320,700         | -1.3%        | 327,200        | -6.2%        | 325,037        | 0.7%         | 215        |
| Sep-13      | 20         | -13%        | 33           | 50%        | 0.61        | 89         | 65%         | 4.45             | 60        | 98.4%        | 318,800         | -3.4%        | 315,250        | 4.4%         | 310,587        | 2.6%         | 214        |
| Oct-13      | 17         | 0%          | 43           | 23%        | 0.40        | 92         | 44%         | 5.41             | 263       | 97.9%        | 312,700         | -1.5%        | 329,900        | 8.2%         | 307,894        | 1.7%         | 210        |
| Nov-13      | 15         | 67%         | 30           | 50%        | 0.50        | 89         | 31%         | 5.93             | 60        | 98.7%        | 314,500         | 0.3%         | 337,900        | 37.9%        | 331,040        | 35.8%        | 211        |
| Dec-13      | 10         | 11%         | 24           | 71%        | 0.42        | 71         | 18%         | 7.10             | 37        | 98.2%        | 310,700         | -0.5%        | 335,000        | 30.1%        | 336,860        | 15.5%        | 208        |
| <b>2013</b> | <b>250</b> | <b>20%</b>  | <b>472</b>   | <b>33%</b> | <b>0.53</b> | <b>92</b>  | <b>23%</b>  | <b>4.42</b>      | <b>67</b> | <b>98.4%</b> | <b>316,083</b>  | <b>-0.5%</b> | <b>323,700</b> | <b>2.8%</b>  | <b>312,489</b> | <b>0.9%</b>  | <b>212</b> |
| Jan-14      | 12         | -14%        | 42           | -13%       | 0.29        | 69         | -19%        | 5.75             | 52        | 99.5%        | 313,300         | 1.7%         | 345,500        | 24.5%        | 332,083        | 16.0%        | 210        |
| Feb-14      | 19         | 27%         | 33           | -15%       | 0.58        | 68         | -31%        | 3.58             | 54        | 97.8%        | 318,700         | -0.7%        | 327,900        | 6.8%         | 345,716        | 25.2%        | 214        |
| Mar-14      | 19         | -32%        | 38           | 9%         | 0.50        | 68         | -28%        | 3.58             | 27        | 98.2%        | 316,400         | 0.1%         | 285,000        | -16.0%       | 299,947        | -6.5%        | 212        |
| Apr-14      | 29         | 7%          | 45           | -10%       | 0.64        | 74         | -26%        | 2.55             | 30        | 98.2%        | 315,700         | -0.1%        | 334,900        | 9.1%         | 326,341        | 9.4%         | 212        |
| May-14      | 26         | -13%        | 41           | 0%         | 0.63        | 72         | -24%        | 2.77             | 40        | 98.3%        | 322,200         | 2.0%         | 342,000        | 3.7%         | 339,042        | 5.7%         | 216        |
| Jun-14      | 20         | 33%         | 41           | -16%       | 0.49        | 76         | -26%        | 3.80             | 41        | 97.9%        | 324,500         | 1.5%         | 320,000        | -5.3%        | 299,523        | -9.7%        | 218        |
| Jul-14      | 24         | -27%        | 39           | 3%         | 0.62        | 68         | -31%        | 2.83             | 45        | 98.5%        | 323,300         | 1.4%         | 312,450        | 1.1%         | 310,704        | 1.5%         | 217        |
| Aug-14      | 14         | -46%        | 40           | -5%        | 0.35        | 78         | -12%        | 5.57             | 50        | 98.8%        | 323,800         | 1.0%         | 272,950        | -16.6%       | 285,807        | -12.1%       | 217        |
| Sep-14      | 22         | 10%         | 33           | 0%         | 0.67        | 64         | -28%        | 2.91             | 50        | 97.8%        | 319,600         | 0.3%         | 332,500        | 5.5%         | 330,050        | 6.3%         | 214        |
| Oct-14      | 25         | 47%         | 36           | -16%       | 0.69        | 64         | -30%        | 2.56             | 76        | 98.4%        | 318,200         | 1.8%         | 307,000        | -6.9%        | 316,110        | 2.7%         | 213        |
| Nov-14      | 13         | -13%        | 30           | 0%         | 0.43        | 70         | -21%        | 5.38             | 39        | 97.6%        | 316,300         | 0.6%         | 325,000        | -3.8%        | 313,338        | -5.3%        | 212        |
| Dec-14      | 6          | -40%        | 19           | -21%       | 0.32        | 64         | -10%        | 10.67            | 50        | 97.6%        | 316,600         | 1.9%         | 316,000        | -5.7%        | 310,192        | -7.9%        | 212        |
| <b>2014</b> | <b>229</b> | <b>-8%</b>  | <b>437</b>   | <b>-7%</b> | <b>0.52</b> | <b>70</b>  | <b>-24%</b> | <b>3.65</b>      | <b>46</b> | <b>98.2%</b> | <b>319,050</b>  | <b>0.9%</b>  | <b>325,000</b> | <b>0.4%</b>  | <b>319,121</b> | <b>2.1%</b>  | <b>214</b> |
| Jan-15      | 5          | -58%        | 19           | -55%       | 0.26        | 67         | -3%         | 13.40            | 71        | 97.3%        | 314,100         | 0.3%         | 350,000        | 1.3%         | 365,200        | 10.0%        | 211        |
| Feb-15      | 7          | -63%        | 39           | 18%        | 0.18        | 78         | 15%         | 11.14            | 58        | 97.8%        | 313,200         | -1.7%        | 277,000        | -15.5%       | 289,729        | -16.2%       | 210        |
| Mar-15      | 13         | -32%        | 41           | 8%         | 0.32        | 93         | 37%         | 7.15             | 43        | 98.0%        | 316,300         | 0.0%         | 338,000        | 18.6%        | 344,246        | 14.8%        | 212        |
| Apr-15      | 20         | -31%        | 57           | 27%        | 0.35        | 101        | 36%         | 5.05             | 39        | 97.7%        | 315,000         | -0.2%        | 315,000        | -5.9%        | 298,560        | -8.5%        | 211        |
| May-15      | 27         | 4%          | 61           | 49%        | 0.44        | 107        | 49%         | 3.96             | 50        | 98.3%        | 314,300         | -2.5%        | 330,000        | -3.5%        | 322,259        | -5.0%        | 211        |
| Jun-15      | 16         | -20%        | 51           | 24%        | 0.31        | 119        | 57%         | 7.44             | 54        | 98.0%        | 314,700         | -3.0%        | 317,500        | -0.8%        | 335,844        | 12.1%        | 211        |
| Jul-15      | 21         | -13%        | 50           | 28%        | 0.42        | 116        | 71%         | 5.52             | 34        | 97.9%        | 320,000         | -1.0%        | 333,000        | 6.6%         | 335,519        | 8.0%         | 215        |
| Aug-15      | 14         | 0%          | 47           | 18%        | 0.30        | 117        | 50%         | 8.36             | 53        | 98.3%        | 318,200         | -1.7%        | 357,500        | 31.0%        | 349,789        | 22.4%        | 213        |
| Sep-15      | 14         | -36%        | 39           | 18%        | 0.36        | 108        | 69%         | 7.71             | 54        | 97.2%        | 317,800         | -0.6%        | 332,500        | 0.0%         | 332,636        | 0.8%         | 213        |
| Oct-15      | 18         | -28%        | 32           | -11%       | 0.56        | 97         | 52%         | 5.39             | 54        | 98.1%        | 317,600         | -0.2%        | 333,750        | 8.7%         | 320,572        | 1.4%         | 213        |
| Nov-15      | 10         | -23%        | 25           | -17%       | 0.40        | 83         | 19%         | 8.30             | 60        | 97.7%        | 319,800         | 1.1%         | 322,500        | -0.8%        | 336,260        | 7.3%         | 215        |
| Dec-15      | 12         | 100%        | 29           | 53%        | 0.41        | 71         | 11%         | 5.92             | 76        | 97.3%        | 324,000         | 2.3%         | 324,250        | 2.6%         | 348,258        | 12.3%        | 217        |
| <b>2015</b> | <b>177</b> | <b>-23%</b> | <b>490</b>   | <b>12%</b> | <b>0.36</b> | <b>96</b>  | <b>39%</b>  | <b>6.54</b>      | <b>51</b> | <b>97.9%</b> | <b>317,083</b>  | <b>-0.6%</b> | <b>330,000</b> | <b>1.5%</b>  | <b>329,304</b> | <b>3.2%</b>  | <b>213</b> |
| Jan-16      | 10         | 100%        | 32           | 68%        | 0.31        | 79         | 18%         | 7.90             | 43        | 98.2%        | 317,300         | 1.0%         | 322,250        | -7.9%        | 320,430        | -12.3%       | 213        |
| Feb-16      | 10         | 43%         | 48           | 23%        | 0.21        | 93         | 19%         | 9.30             | 64        | 97.5%        | 316,900         | 1.2%         | 316,500        | 14.3%        | 304,750        | 5.2%         | 213        |
| Mar-16      | 14         | 8%          | 46           | 12%        | 0.30        | 114        | 23%         | 8.14             | 59        | 97.0%        | 321,900         | 1.8%         | 317,500        | -6.1%        | 347,807        | 1.0%         | 216        |
| Apr-16      | 11         | -45%        | 48           | -16%       | 0.23        | 121        | 20%         | 11.00            | 40        | 97.4%        | 317,100         | 0.7%         | 364,500        | 15.7%        | 378,382        | 26.7%        | 213        |
| May-16      | 19         | -30%        | 58           | -5%        | 0.33        | 123        | 15%         | 6.47             | 38        | 97.2%        | 318,200         | 1.2%         | 305,900        | -7.3%        | 325,181        | 0.9%         | 213        |
| Jun-16      | 26         | 63%         | 38           | -25%       | 0.68        | 109        | -8%         | 4.19             | 45        | 98.2%        | 318,300         | 1.1%         | 343,900        | 8.3%         | 324,589        | -3.4%        | 214        |
| Jul-16      | 19         | -10%        | 49           | -2%        | 0.39        | 102        | -12%        | 5.37             | 43        | 97.9%        | 325,700         | 1.8%         | 300,000        | -9.9%        | 301,286        | -10.2%       | 218        |
| Aug-16      | 19         | 36%         | 49           | 4%         | 0.39        | 109        | -7%         | 5.74             | 43        | 97.8%        | 324,800         | 2.1%         | 320,000        | -10.5%       | 323,426        | -7.5%        | 218        |
| Sep-16      | 21         | 50%         | 43           | 10%        | 0.49        | 106        | -2%         | 5.05             | 52        | 98.2%        | 323,900         | 1.9%         | 325,000        | -2.9%        | 327,710        | -1.5%        | 217        |
| Oct-16      | 20         | 11%         | 27           | -16%       | 0.74        | 90         | -7%         | 4.50             | 73        | 98.0%        | 317,000         | -0.2%        | 296,000        | -11.3%       | 289,053        | -9.8%        | 213        |
| Nov-16      | 13         | 30%         | 35           | 40%        | 0.37        | 91         | 10%         | 7.00             | 50        | 96.9%        | 315,200         | -1.4%        | 329,900        | 2.3%         | 328,054        | -2.4%        | 211        |
| Dec-16      | 4          | -67%        | 18           | -38%       | 0.22        | 85         | 20%         | 21.25            | 54        | 96.2%        | 313,500         | -3.2%        | 250,750        | -22.7%       | 242,875        | -30.3%       | 210        |
| <b>2016</b> | <b>186</b> | <b>5%</b>   | <b>491</b>   | <b>0%</b>  | <b>0.38</b> | <b>102</b> | <b>6%</b>   | <b>6.57</b>      | <b>50</b> | <b>97.7%</b> | <b>319,150</b>  | <b>0.7%</b>  | <b>324,874</b> | <b>-1.6%</b> | <b>320,805</b> | <b>-2.6%</b> | <b>214</b> |
| Jan-17      | 8          | -20%        | 47           | 47%        | 0.17        | 95         | 20%         | 11.88            | 42        | 96.5%        | 304,400         | -4.1%        | 347,000        | 7.7%         | 317,925        | -0.8%        | 204        |
| Feb-17      | 14         | 40%         | 51           | 6%         | 0.27        | 113        | 22%         | 8.07             | 48        | 97.2%        | 304,900         | -3.8%        | 316,500        | 0.0%         | 287,232        | -5.7%        | 205        |
| Mar-17      | 15         | 7%          | 46           | 0%         | 0.33        | 122        | 7%          | 8.13             | 63        | 97.5%        | 317,200         | -1.5%        | 315,000        | -0.8%        | 307,292        | -11.6%       | 213        |
| Apr-17      | 12         | 9%          | 39           | -19%       | 0.31        | 127        | 5%          | 10.58            | 49        | 100.4%       | 321,800         | 1.5%         | 332,900        | -8.7%        | 317,291        | -16.1%       | 216        |
| May-17      | 19         | 0%          | 65           | 12%        | 0.29        | 146        | 19%         | 7.68             | 46        | 97.8%        | 320,000         | 0.6%         | 345,000        | 12.8%        | 357,921        | 10.1%        | 215        |
| Jun-17      | 18         | -31%        | 43           | 13%        | 0.42        | 142        | 30%         | 7.89             | 72        | 98.1%        | 321,200         | 0.9%         | 327,500        | -4.8%        | 325,850        | 0.4%         | 215        |
| Jul-17      | 11         | -42%        | 49           | 0%         | 0.22        | 149        | 46%         | 13.55            | 86        | 96.6%        | 318,800         | -2.1%        | 274,000        | -8.7%        | 296,136        | -1.7%        | 214        |
| Aug-17      | 20         | 5%          | 43           | -12%       | 0.47        | 141        | 29%         | 7.05             | 62        | 97.6%        | 323,600         | -0.4%        | 317,500        | -0.8%        | 327,245        | 1.2%         | 217        |
| Sep-17      | 3          | -86%        | 44           | 2%         | 0.07        | 143        | 35%         | 47.67            | 58        | 99.2%        | 328,700         | 1.5%         | 379,000        | 16.6%        | 385,883        | 17.8%        | 221        |
| Oct-17      | 19         | -5%         | 45           | 67%        | 0.42        | 133        | 48%         | 7.00             | 62        | 97.0%        | 329,100         | 3.8%         | 325,000        | 9.8%         | 354,121        | 22.5%        | 221        |
| Nov-17      | 14         | 8%          | 31           | -11%       | 0.45        | 125        | 37%         | 8.93             | 46        | 97.0%        | 324,500         | 3.0%         | 355,000        | 7.6%         | 348,404        | 6.2%         | 218        |
| Dec-17      | 7          | 75%         | 25           | 39%        | 0.28        | 119        | 40%         | 17.00            | 72        | 100.4%       | 312,100         | -0.4%        | 345,000        | 37.6%        | 335,388        | 38.1%        | 209        |
| <b>2017</b> | <b>160</b> | <b>-14%</b> | <b>528</b>   | <b>8%</b>  | <b>0.30</b> | <b>130</b> | <b>27%</b>  | <b>9.72</b>      | <b>59</b> | <b>97.8%</b> | <b>318,858</b>  | <b>-0.1%</b> | <b>328,900</b> | <b>1.2%</b>  | <b>328,507</b> | <b>2.4%</b>  | <b>214</b> |
| Jan-18      | 14         | 75%         | 29           | -38%       | 0.48        | 106        | 12%         | 7.57             | 94        | 98.3%        | 311,200         | 2.2%         | 336,500        | -3.0%        | 325,100        | 2.3%         | 209        |
| Feb-18      | 15         | 7%          | 21           | -59%       | 0.71        | 102        | -10%        | 6.80             | 81        | 98.6%        | 313,800         | 2.9%         | 329,900        | 4.2%         | 311,740        | 8.5%         | 211        |
| Mar-18      | 5          | -67%        | 39           | -15%       | 0.13        | 115        | -6%         | 23.00            | 20        | 96.9%        | 310,800         | -2.0%        | 405,000        | 28.6%        | 382,500        | 24.5%        | 209        |
| Apr-18      | 13         | 8%          | 34           | -13%       | 0.38        | 110        | -13%        | 8.46             | 79        | 98.2%        | 317,300         | -1.4%        | 329,900        | -0.9%        | 327,154        | 3.1%         | 213        |
| May-18      | 19         | 0%          | 51           | -22%       | 0.37        | 129        | -12%        | 6.79             | 79        | 96.3%        | 314,000         | -1.9%        | 325,000        | -5.8%        | 335,679        | -6.2%        | 211        |
| Jun-18      | 20         | 11%         | 34           | -21%       | 0.59        | 118        | -17%        | 5.90             | 69        | 98.2%        | 315,600         | -1.7%        | 327,500        | 0.0%         | 327,215        | 0.4%         | 212        |
| Jul-18      | 16         | 45%         | 31           | -37%       | 0.52        | 117        | -21%        | 7.31             | 61        | 97.4%        | 314,000         | -1.5%        | 313,500        | 14.4%        | 337,216        | 13.9%        | 211        |
| Aug-18      | 14         | -30%        | 42           | -2%        | 0.33        | 125        | -11%        | 8.93             | 77        | 98.8%        | 314,200         | -2.9%        | 371,250        | 16.9%        | 365,493        | 11.7%        | 211        |
| Sep-18      | 16         | 433%        | 24           | -45%       | 0.67        | 113        | -21%        | 7.06             | 88        | 100.6%       | 313,            |              |                |              |                |              |            |

| MARTENSVILLE |            |             |              |             |             |            |             |                  |           |              |                 |              |                |              |                |              |            |
|--------------|------------|-------------|--------------|-------------|-------------|------------|-------------|------------------|-----------|--------------|-----------------|--------------|----------------|--------------|----------------|--------------|------------|
|              | Sales      | Y/Y%        | New Listings | Y/Y%        | S/NL Ratio  | Inventory  | Y/Y%        | Months of Supply | DOM       | SP/LP        | Benchmark Price | Y/Y%         | Median Price   | Y/Y%         | Average Price  | Y/Y%         | Index      |
| Jan-19       | 8          | -43%        | 17           | -41%        | 0.47        | 89         | -16%        | 11.13            | 113       | 96.3%        | 315,100         | 1.3%         | 292,450        | -13.1%       | 304,925        | -6.2%        | 211        |
| Feb-19       | 9          | -40%        | 26           | 24%         | 0.35        | 96         | -6%         | 10.67            | 115       | 96.6%        | 305,300         | -2.7%        | 260,000        | -21.2%       | 250,011        | -19.8%       | 205        |
| Mar-19       | 12         | 140%        | 33           | -15%        | 0.36        | 103        | -10%        | 8.58             | 95        | 97.4%        | 309,300         | -0.5%        | 300,000        | -25.9%       | 289,158        | -24.4%       | 207        |
| Apr-19       | 16         | 23%         | 52           | 53%         | 0.31        | 114        | 4%          | 7.13             | 68        | 97.0%        | 314,400         | -0.9%        | 312,450        | -5.3%        | 298,525        | -8.8%        | 211        |
| May-19       | 15         | -21%        | 36           | -29%        | 0.42        | 118        | -9%         | 7.87             | 51        | 97.4%        | 317,600         | 1.1%         | 326,000        | 0.3%         | 325,493        | -3.0%        | 213        |
| Jun-19       | 18         | -10%        | 42           | 24%         | 0.43        | 121        | 3%          | 6.72             | 43        | 97.8%        | 320,100         | 1.4%         | 319,250        | -2.5%        | 310,128        | -5.2%        | 215        |
| Jul-19       | 14         | -13%        | 32           | 3%          | 0.44        | 119        | 2%          | 8.50             | 84        | 97.1%        | 318,600         | 1.5%         | 367,750        | 17.3%        | 370,582        | 9.9%         | 214        |
| Aug-19       | 9          | -36%        | 27           | -36%        | 0.33        | 117        | -6%         | 13.00            | 70        | 99.9%        | 314,900         | 0.2%         | 347,800        | -6.3%        | 382,374        | 4.6%         | 211        |
| Sep-19       | 10         | -38%        | 22           | -8%         | 0.45        | 113        | 0%          | 11.30            | 81        | 97.2%        | 306,200         | -2.5%        | 309,000        | 1.0%         | 276,630        | -8.3%        | 205        |
| Oct-19       | 19         | 27%         | 39           | -3%         | 0.49        | 100        | -15%        | 5.26             | 65        | 96.6%        | 305,400         | -1.0%        | 267,000        | -13.9%       | 276,647        | -13.5%       | 205        |
| Nov-19       | 8          | -38%        | 13           | -46%        | 0.62        | 88         | -16%        | 11.00            | 35        | 95.8%        | 304,900         | -0.7%        | 297,450        | -12.0%       | 287,550        | -18.7%       | 205        |
| Dec-19       | 10         | 67%         | 14           | 0%          | 0.71        | 72         | -25%        | 7.20             | 58        | 96.6%        | 307,100         | -0.4%        | 315,750        | 22.6%        | 322,350        | 25.4%        | 206        |
| <b>2019</b>  | <b>148</b> | <b>-11%</b> | <b>353</b>   | <b>-8%</b>  | <b>0.42</b> | <b>104</b> | <b>-8%</b>  | <b>8.45</b>      | <b>70</b> | <b>97.2%</b> | <b>311,575</b>  | <b>-0.3%</b> | <b>313,750</b> | <b>-5.1%</b> | <b>307,949</b> | <b>-6.4%</b> | <b>209</b> |
| Jan-20       | 11         | 38%         | 38           | 124%        | 0.29        | 89         | 0%          | 8.09             | 58        | 97.6%        | 316,100         | 0.3%         | 340,000        | 16.3%        | 326,182        | 7.0%         | 212        |
| Feb-20       | 12         | 33%         | 24           | -8%         | 0.50        | 92         | -4%         | 7.67             | 88        | 97.2%        | 318,300         | 4.3%         | 304,750        | 17.2%        | 300,417        | 20.2%        | 214        |
| Mar-20       | 15         | 25%         | 17           | -48%        | 0.88        | 84         | -18%        | 5.60             | 66        | 96.2%        | 315,800         | 2.1%         | 300,000        | 0.0%         | 318,043        | 10.0%        | 212        |
| Apr-20       | 8          | -50%        | 19           | -63%        | 0.42        | 79         | -31%        | 9.88             | 91        | 95.0%        | 314,800         | 0.1%         | 270,000        | -13.6%       | 254,375        | -14.8%       | 211        |
| May-20       | 21         | 40%         | 29           | -19%        | 0.72        | 76         | -36%        | 3.62             | 67        | 98.9%        | 317,600         | 0.0%         | 290,000        | -11.0%       | 291,012        | -10.6%       | 213        |
| Jun-20       | 25         | 39%         | 23           | -45%        | 1.09        | 66         | -45%        | 2.64             | 59        | 98.4%        | 326,500         | 2.0%         | 322,000        | 0.9%         | 293,428        | -5.4%        | 219        |
| Jul-20       | 16         | 14%         | 29           | -9%         | 0.55        | 66         | -45%        | 4.13             | 93        | 99.5%        | 335,800         | 5.4%         | 305,650        | -16.9%       | 319,888        | -13.7%       | 225        |
| Aug-20       | 18         | 100%        | 30           | 11%         | 0.60        | 70         | -40%        | 3.89             | 42        | 97.5%        | 338,400         | 7.5%         | 369,000        | 6.1%         | 339,336        | -11.3%       | 227        |
| Sep-20       | 23         | 130%        | 29           | 32%         | 0.79        | 65         | -42%        | 2.83             | 39        | 97.3%        | 342,100         | 11.7%        | 278,000        | -10.0%       | 283,765        | 2.6%         | 229        |
| Oct-20       | 22         | 16%         | 27           | -31%        | 0.81        | 56         | -44%        | 2.55             | 54        | 97.5%        | 344,500         | 12.8%        | 347,750        | 30.2%        | 328,573        | 18.8%        | 231        |
| Nov-20       | 16         | 100%        | 15           | 15%         | 1.07        | 45         | -49%        | 2.81             | 39        | 97.5%        | 348,100         | 14.2%        | 357,500        | 20.2%        | 358,544        | 24.7%        | 234        |
| Dec-20       | 8          | -20%        | 9            | -36%        | 0.89        | 39         | -46%        | 4.88             | 53        | 96.8%        | 339,800         | 10.6%        | 335,000        | 6.1%         | 339,306        | 5.3%         | 228        |
| <b>2020</b>  | <b>195</b> | <b>32%</b>  | <b>289</b>   | <b>-18%</b> | <b>0.67</b> | <b>69</b>  | <b>-34%</b> | <b>4.24</b>      | <b>60</b> | <b>97.7%</b> | <b>329,817</b>  | <b>5.9%</b>  | <b>311,000</b> | <b>-0.9%</b> | <b>312,196</b> | <b>1.4%</b>  | <b>221</b> |
| Jan-21       | 6          | -45%        | 22           | -42%        | 0.27        | 50         | -44%        | 8.33             | 77        | 98.1%        | 333,800         | 5.6%         | 302,750        | -11.0%       | 299,167        | -8.3%        | 224        |
| Feb-21       | 18         | 50%         | 29           | 21%         | 0.62        | 59         | -36%        | 3.28             | 33        | 98.4%        | 355,900         | 11.8%        | 373,500        | 22.6%        | 361,256        | 20.3%        | 239        |
| Mar-21       | 32         | 113%        | 33           | 94%         | 0.97        | 56         | -33%        | 1.75             | 40        | 98.7%        | 364,000         | 15.3%        | 329,000        | 9.7%         | 317,622        | -0.1%        | 244        |
| Apr-21       | 22         | 175%        | 45           | 137%        | 0.49        | 71         | -10%        | 3.23             | 47        | 98.9%        | 367,400         | 16.7%        | 369,900        | 37.0%        | 360,646        | 41.8%        | 246        |
| May-21       | 27         | 29%         | 42           | 45%         | 0.64        | 71         | -7%         | 2.63             | 26        | 99.1%        | 372,300         | 17.2%        | 365,000        | 25.9%        | 354,022        | 21.7%        | 250        |
| Jun-21       | 34         | 36%         | 37           | 61%         | 0.92        | 63         | -5%         | 1.85             | 51        | 97.1%        | 371,500         | 13.8%        | 306,750        | -4.7%        | 320,594        | 9.3%         | 249        |
| Jul-21       | 24         | 50%         | 23           | -21%        | 1.04        | 55         | -17%        | 2.29             | 48        | 98.6%        | 373,000         | 11.1%        | 372,700        | 21.9%        | 372,945        | 16.6%        | 250        |
| Aug-21       | 18         | 0%          | 31           | 3%          | 0.58        | 58         | -17%        | 3.22             | 39        | 96.9%        | 375,200         | 10.9%        | 289,500        | -21.5%       | 304,156        | -10.4%       | 252        |
| Sep-21       | 22         | -4%         | 27           | -7%         | 0.81        | 57         | -12%        | 2.59             | 62        | 98.1%        | 380,000         | 11.1%        | 358,500        | 29.0%        | 358,252        | 26.2%        | 255        |
| Oct-21       | 19         | -14%        | 21           | -22%        | 0.90        | 51         | -9%         | 2.68             | 56        | 97.7%        | 376,700         | 9.3%         | 289,900        | -16.6%       | 292,289        | -11.0%       | 253        |
| Nov-21       | 23         | 44%         | 25           | 67%         | 0.92        | 46         | 2%          | 2.00             | 51        | 98.0%        | 373,000         | 7.2%         | 349,300        | -2.3%        | 344,213        | -4.0%        | 250        |
| Dec-21       | 7          | -13%        | 14           | 56%         | 0.50        | 50         | 28%         | 7.14             | 34        | 98.9%        | 366,900         | 8.0%         | 345,000        | 3.0%         | 322,143        | -5.1%        | 246        |
| <b>2021</b>  | <b>252</b> | <b>29%</b>  | <b>349</b>   | <b>21%</b>  | <b>0.72</b> | <b>57</b>  | <b>-17%</b> | <b>2.73</b>      | <b>46</b> | <b>98.2%</b> | <b>367,475</b>  | <b>11.4%</b> | <b>347,250</b> | <b>11.7%</b> | <b>336,853</b> | <b>7.9%</b>  | <b>246</b> |
| Jan-22       | 9          | 50%         | 13           | -41%        | 0.69        | 43         | -14%        | 4.78             | 67        | 98.3%        | 368,500         | 10.4%        | 236,000        | -22.0%       | 296,760        | -0.8%        | 247        |
| Feb-22       | 17         | -6%         | 14           | -52%        | 1.21        | 38         | -36%        | 2.24             | 28        | 99.5%        | 373,600         | 5.0%         | 368,000        | -1.5%        | 354,959        | -1.7%        | 251        |
| Mar-22       | 21         | -34%        | 39           | 18%         | 0.54        | 48         | -14%        | 2.29             | 46        | 100.3%       | 385,200         | 5.8%         | 349,900        | 6.4%         | 343,362        | 8.1%         | 258        |
| Apr-22       | 32         | 45%         | 31           | -31%        | 1.03        | 41         | -42%        | 1.28             | 51        | 99.5%        | 389,700         | 6.1%         | 305,000        | -17.5%       | 304,706        | -15.5%       | 261        |
| May-22       | 29         | 7%          | 35           | -17%        | 0.83        | 40         | -44%        | 1.38             | 37        | 99.4%        | 396,200         | 6.4%         | 329,000        | -9.9%        | 335,176        | -5.3%        | 266        |
| Jun-22       | 23         | -32%        | 29           | -22%        | 0.79        | 41         | -35%        | 1.78             | 29        | 98.6%        | 405,500         | 9.2%         | 391,900        | 27.8%        | 365,643        | 14.1%        | 272        |
| Jul-22       | 17         | -29%        | 23           | 0%          | 0.74        | 40         | -27%        | 2.35             | 25        | 100.0%       | 393,800         | 5.6%         | 400,000        | 7.3%         | 401,776        | 7.7%         | 264        |
| Aug-22       | 16         | -11%        | 21           | -32%        | 0.76        | 36         | -38%        | 2.25             | 27        | 99.2%        | 390,700         | 4.1%         | 386,500        | 33.5%        | 378,419        | 24.4%        | 262        |
| Sep-22       | 12         | -45%        | 23           | -15%        | 0.52        | 37         | -35%        | 3.08             | 30        | 99.3%        | 391,100         | 2.9%         | 392,250        | 9.4%         | 402,629        | 12.4%        | 262        |
| Oct-22       | 12         | -37%        | 25           | 19%         | 0.48        | 37         | -27%        | 3.08             | 29        | 96.8%        | 378,100         | 0.4%         | 357,450        | 23.3%        | 382,838        | 31.0%        | 254        |
| Nov-22       | 16         | -30%        | 13           | -48%        | 1.23        | 28         | -39%        | 1.75             | 30        | 97.8%        | 380,100         | 1.9%         | 356,200        | 2.0%         | 359,756        | 4.5%         | 255        |
| Dec-22       | 6          | -14%        | 10           | -29%        | 0.60        | 27         | -46%        | 4.50             | 42        | 97.9%        | 368,200         | 0.4%         | 295,000        | -14.5%       | 312,650        | -2.9%        | 247        |
| <b>2022</b>  | <b>210</b> | <b>-17%</b> | <b>276</b>   | <b>-21%</b> | <b>0.76</b> | <b>38</b>  | <b>-34%</b> | <b>2.17</b>      | <b>37</b> | <b>99.1%</b> | <b>385,058</b>  | <b>4.8%</b>  | <b>363,700</b> | <b>4.7%</b>  | <b>351,137</b> | <b>4.2%</b>  | <b>258</b> |
| Jan-23       | 6          | -33%        | 12           | -8%         | 0.50        | 32         | -26%        | 5.33             | 56        | 97.6%        | 371,100         | 0.7%         | 378,000        | 60.2%        | 341,833        | 15.2%        | 249        |
| Feb-23       |            |             |              |             |             |            |             |                  |           |              |                 |              |                |              |                |              |            |
| Mar-23       |            |             |              |             |             |            |             |                  |           |              |                 |              |                |              |                |              |            |
| Apr-23       |            |             |              |             |             |            |             |                  |           |              |                 |              |                |              |                |              |            |
| May-23       |            |             |              |             |             |            |             |                  |           |              |                 |              |                |              |                |              |            |
| Jun-23       |            |             |              |             |             |            |             |                  |           |              |                 |              |                |              |                |              |            |
| Jul-23       |            |             |              |             |             |            |             |                  |           |              |                 |              |                |              |                |              |            |
| Aug-23       |            |             |              |             |             |            |             |                  |           |              |                 |              |                |              |                |              |            |
| Sep-23       |            |             |              |             |             |            |             |                  |           |              |                 |              |                |              |                |              |            |
| Oct-23       |            |             |              |             |             |            |             |                  |           |              |                 |              |                |              |                |              |            |
| Nov-23       |            |             |              |             |             |            |             |                  |           |              |                 |              |                |              |                |              |            |
| Dec-23       |            |             |              |             |             |            |             |                  |           |              |                 |              |                |              |                |              |            |
| <b>2023</b>  | <b>6</b>   | <b>-33%</b> | <b>12</b>    | <b>-8%</b>  | <b>0.50</b> | <b>32</b>  | <b>-26%</b> | <b>5.33</b>      | <b>56</b> | <b>97.6%</b> | <b>371,100</b>  | <b>0.7%</b>  | <b>378,000</b> | <b>60.2%</b> | <b>341,833</b> | <b>15.2%</b> | <b>249</b> |



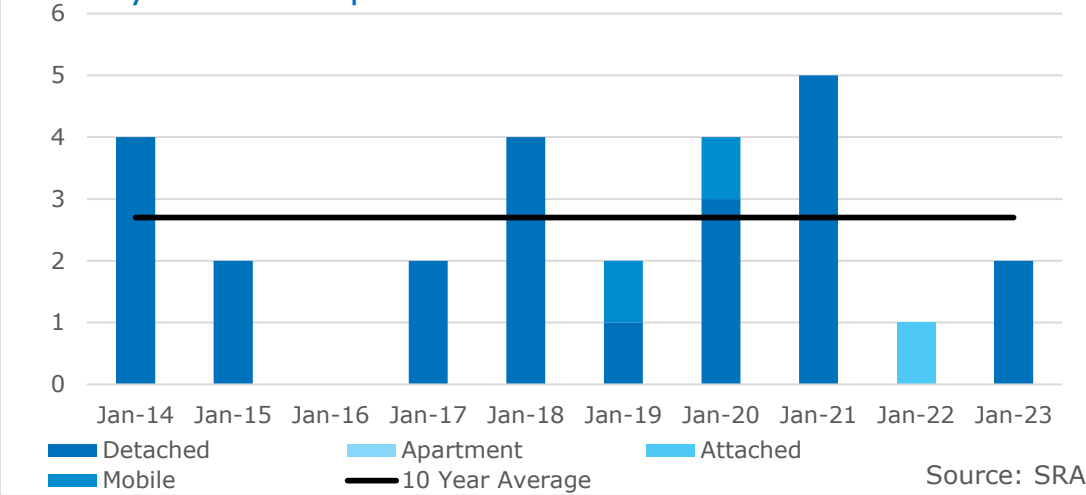
MARTENSVILLE

|        | Sales | Y/Y% | New Listings | Y/Y% | S/NL Ratio | Inventory | Y/Y% | Months of Supply | DOM | SP/LP  | Benchmark Price | Y/Y%  | Median Price | Y/Y%   | Average Price | Y/Y%   | Index |
|--------|-------|------|--------------|------|------------|-----------|------|------------------|-----|--------|-----------------|-------|--------------|--------|---------------|--------|-------|
| Jan-13 | 13    | 160% | 43           | 48%  | 0.30       | 73        | 18%  | 5.62             | 83  | 97.5%  | 328,400         | 0.0%  | 305,000      | 8.9%   | 292,800       | -1.5%  | 217   |
| Feb-13 | 13    | -24% | 32           | 52%  | 0.41       | 83        | 48%  | 6.38             | 38  | 98.8%  | 343,600         | 0.9%  | 311,900      | 1.4%   | 290,038       | -10.5% | 227   |
| Mar-13 | 23    | 28%  | 28           | -36% | 0.82       | 79        | 16%  | 3.43             | 38  | 98.7%  | 338,300         | 2.8%  | 357,900      | 4.2%   | 352,626       | -1.3%  | 224   |
| Apr-13 | 22    | 0%   | 46           | 15%  | 0.48       | 88        | 24%  | 4.00             | 49  | 98.6%  | 338,500         | 0.4%  | 325,250      | -1.7%  | 322,868       | 0.0%   | 224   |
| May-13 | 28    | 56%  | 37           | 37%  | 0.76       | 83        | 20%  | 2.96             | 54  | 99.0%  | 338,500         | -0.1% | 329,900      | 7.8%   | 328,814       | 2.6%   | 224   |
| Jun-13 | 13    | -19% | 34           | 55%  | 0.38       | 84        | 25%  | 6.46             | 43  | 98.7%  | 341,700         | 0.8%  | 338,000      | 0.0%   | 335,800       | -0.6%  | 226   |
| Jul-13 | 26    | 86%  | 34           | 79%  | 0.76       | 84        | 38%  | 3.23             | 55  | 98.6%  | 342,100         | -2.2% | 331,900      | -6.2%  | 332,903       | -3.7%  | 226   |
| Aug-13 | 25    | 32%  | 34           | 48%  | 0.74       | 74        | 42%  | 2.96             | 56  | 98.3%  | 344,600         | -0.9% | 330,000      | -5.7%  | 328,958       | -1.2%  | 228   |
| Sep-13 | 19    | 0%   | 26           | 37%  | 0.73       | 69        | 57%  | 3.63             | 62  | 98.4%  | 342,900         | -2.8% | 323,000      | -0.6%  | 312,960       | -3.6%  | 227   |
| Oct-13 | 13    | -13% | 32           | -3%  | 0.41       | 74        | 37%  | 5.69             | 334 | 98.1%  | 336,000         | -0.4% | 333,000      | 4.4%   | 341,785       | 7.7%   | 222   |
| Nov-13 | 14    | 100% | 26           | 86%  | 0.54       | 71        | 27%  | 5.07             | 62  | 98.8%  | 338,100         | 1.4%  | 340,400      | 21.1%  | 332,900       | 19.4%  | 224   |
| Dec-13 | 9     | 13%  | 18           | 38%  | 0.50       | 57        | 14%  | 6.33             | 38  | 98.2%  | 333,500         | 0.4%  | 340,000      | 17.3%  | 351,400       | 15.2%  | 221   |
| 2013   | 218   | 22%  | 390          | 28%  | 0.56       | 77        | 29%  | 4.22             | 70  | 98.5%  | 338,850         | 0.0%  | 329,950      | 0.4%   | 327,774       | 0.3%   | 224   |
| Jan-14 | 11    | -15% | 31           | -28% | 0.35       | 53        | -27% | 4.82             | 52  | 99.5%  | 336,400         | 2.4%  | 346,000      | 13.4%  | 343,273       | 17.2%  | 223   |
| Feb-14 | 18    | 38%  | 28           | -13% | 0.64       | 51        | -39% | 2.83             | 54  | 97.8%  | 341,300         | -0.7% | 335,900      | 7.7%   | 354,089       | 22.1%  | 226   |
| Mar-14 | 15    | -35% | 33           | 18%  | 0.45       | 53        | -33% | 3.53             | 24  | 98.5%  | 338,400         | 0.0%  | 330,000      | -7.8%  | 327,027       | -7.3%  | 224   |
| Apr-14 | 23    | 5%   | 29           | -37% | 0.79       | 55        | -38% | 2.39             | 30  | 98.1%  | 336,800         | -0.5% | 339,900      | 4.5%   | 358,878       | 11.2%  | 223   |
| May-14 | 24    | -14% | 33           | -11% | 0.73       | 51        | -39% | 2.13             | 36  | 98.3%  | 344,600         | 1.8%  | 350,000      | 6.1%   | 352,338       | 7.2%   | 228   |
| Jun-14 | 16    | 23%  | 28           | -18% | 0.57       | 56        | -33% | 3.50             | 42  | 97.8%  | 348,100         | 1.9%  | 324,450      | -4.0%  | 321,563       | -4.2%  | 230   |
| Jul-14 | 17    | -35% | 27           | -21% | 0.63       | 51        | -39% | 3.00             | 49  | 98.2%  | 348,600         | 1.9%  | 345,000      | 3.9%   | 353,776       | 6.3%   | 231   |
| Aug-14 | 11    | -56% | 33           | -3%  | 0.33       | 59        | -20% | 5.36             | 50  | 98.8%  | 351,000         | 1.9%  | 290,000      | -12.1% | 308,109       | -6.3%  | 232   |
| Sep-14 | 17    | -11% | 31           | 19%  | 0.55       | 54        | -22% | 3.18             | 36  | 97.7%  | 346,300         | 1.0%  | 367,000      | 13.6%  | 359,918       | 15.0%  | 229   |
| Oct-14 | 23    | 77%  | 28           | -13% | 0.82       | 50        | -32% | 2.17             | 76  | 98.4%  | 345,200         | 2.7%  | 346,000      | 3.9%   | 326,207       | -4.6%  | 228   |
| Nov-14 | 12    | -14% | 24           | -8%  | 0.50       | 55        | -23% | 4.58             | 41  | 97.5%  | 342,000         | 1.2%  | 325,250      | -4.5%  | 321,125       | -3.5%  | 226   |
| Dec-14 | 5     | -44% | 10           | -44% | 0.50       | 49        | -14% | 9.80             | 54  | 97.7%  | 342,900         | 2.8%  | 345,000      | 1.5%   | 324,780       | -7.6%  | 227   |
| 2014   | 192   | -12% | 335          | -14% | 0.57       | 53        | -31% | 3.32             | 45  | 98.2%  | 343,467         | 1.4%  | 344,450      | 4.4%   | 340,690       | 3.9%   | 227   |
| Jan-15 | 5     | -55% | 14           | -55% | 0.36       | 53        | 0%   | 10.60            | 71  | 97.3%  | 340,400         | 1.2%  | 350,000      | 1.2%   | 365,200       | 6.4%   | 225   |
| Feb-15 | 5     | -72% | 30           | 7%   | 0.17       | 62        | 22%  | 12.40            | 43  | 97.8%  | 339,600         | -0.5% | 310,000      | -7.7%  | 318,500       | -10.1% | 225   |
| Mar-15 | 10    | -33% | 31           | -6%  | 0.32       | 73        | 38%  | 7.30             | 49  | 98.0%  | 342,200         | 1.1%  | 359,750      | 9.0%   | 382,030       | 16.8%  | 226   |
| Apr-15 | 16    | -30% | 42           | 45%  | 0.38       | 82        | 49%  | 5.13             | 45  | 97.7%  | 341,100         | 1.3%  | 326,000      | -4.1%  | 320,544       | -10.7% | 226   |
| May-15 | 24    | 0%   | 47           | 42%  | 0.51       | 82        | 61%  | 3.42             | 53  | 98.4%  | 339,500         | -1.5% | 333,000      | -4.9%  | 332,458       | -5.6%  | 225   |
| Jun-15 | 13    | -19% | 41           | 46%  | 0.32       | 96        | 71%  | 7.38             | 55  | 98.1%  | 339,900         | -2.4% | 325,000      | 0.2%   | 348,354       | 8.3%   | 225   |
| Jul-15 | 19    | 12%  | 41           | 52%  | 0.46       | 92        | 80%  | 4.84             | 35  | 97.9%  | 345,200         | -1.0% | 359,000      | 4.1%   | 349,258       | -1.3%  | 228   |
| Aug-15 | 13    | 18%  | 30           | -9%  | 0.43       | 90        | 53%  | 6.92             | 52  | 98.2%  | 342,900         | -2.3% | 365,000      | 25.9%  | 359,723       | 16.8%  | 227   |
| Sep-15 | 13    | -24% | 31           | 0%   | 0.42       | 81        | 50%  | 6.23             | 51  | 97.1%  | 342,500         | -1.1% | 335,000      | -8.7%  | 340,646       | -5.4%  | 227   |
| Oct-15 | 13    | -43% | 28           | 0%   | 0.46       | 75        | 50%  | 5.77             | 63  | 98.1%  | 342,400         | -0.8% | 362,500      | 4.8%   | 362,638       | 11.2%  | 227   |
| Nov-15 | 8     | -33% | 20           | -17% | 0.40       | 66        | 20%  | 8.25             | 54  | 97.4%  | 345,200         | 0.9%  | 343,500      | 5.6%   | 365,438       | 13.8%  | 228   |
| Dec-15 | 12    | 140% | 22           | 120% | 0.55       | 55        | 12%  | 4.58             | 76  | 97.3%  | 348,900         | 1.7%  | 324,250      | -6.0%  | 348,258       | 7.2%   | 231   |
| 2015   | 151   | -21% | 377          | 13%  | 0.40       | 76        | 42%  | 6.01             | 52  | 97.8%  | 342,483         | -0.3% | 338,000      | -1.9%  | 347,236       | 1.9%   | 227   |
| Jan-16 | 9     | 80%  | 30           | 114% | 0.30       | 63        | 19%  | 7.00             | 45  | 98.3%  | 340,300         | 0.0%  | 332,000      | -5.1%  | 335,478       | -8.1%  | 225   |
| Feb-16 | 9     | 80%  | 31           | 3%   | 0.29       | 70        | 13%  | 7.78             | 59  | 97.5%  | 340,300         | 0.2%  | 333,000      | 7.4%   | 317,056       | -0.5%  | 225   |
| Mar-16 | 13    | 30%  | 32           | 3%   | 0.41       | 80        | 10%  | 6.15             | 61  | 96.8%  | 345,600         | 1.0%  | 325,000      | -9.7%  | 353,800       | -7.4%  | 229   |
| Apr-16 | 11    | -31% | 38           | -10% | 0.29       | 81        | -1%  | 7.36             | 40  | 97.4%  | 339,100         | -0.6% | 364,500      | 11.8%  | 378,382       | 18.0%  | 224   |
| May-16 | 15    | -38% | 44           | -6%  | 0.34       | 87        | 6%   | 5.80             | 34  | 97.2%  | 340,100         | 0.2%  | 335,000      | 0.6%   | 352,776       | 6.1%   | 225   |
| Jun-16 | 19    | 46%  | 32           | -22% | 0.59       | 79        | -18% | 4.16             | 35  | 97.9%  | 340,400         | 0.1%  | 356,000      | 9.5%   | 358,042       | 2.8%   | 225   |
| Jul-16 | 14    | -26% | 36           | -12% | 0.39       | 77        | -16% | 5.50             | 49  | 97.5%  | 347,200         | 0.6%  | 335,000      | -6.7%  | 322,414       | -7.7%  | 230   |
| Aug-16 | 17    | 31%  | 34           | 13%  | 0.50       | 75        | -17% | 4.41             | 44  | 97.4%  | 346,100         | 0.9%  | 340,000      | -6.8%  | 329,782       | -8.3%  | 229   |
| Sep-16 | 18    | 38%  | 33           | 6%   | 0.55       | 69        | -15% | 3.83             | 48  | 98.1%  | 344,900         | 0.7%  | 333,500      | -0.4%  | 347,722       | 2.1%   | 228   |
| Oct-16 | 16    | 23%  | 20           | -29% | 0.80       | 58        | -23% | 3.63             | 54  | 96.9%  | 337,500         | -1.4% | 296,000      | -18.3% | 291,657       | -19.6% | 223   |
| Nov-16 | 11    | 38%  | 29           | 45%  | 0.38       | 60        | -9%  | 5.45             | 50  | 96.7%  | 335,900         | -2.7% | 344,500      | 0.3%   | 350,073       | -4.2%  | 222   |
| Dec-16 | 4     | -67% | 17           | -23% | 0.24       | 57        | 4%   | 14.25            | 54  | 96.2%  | 333,900         | -4.3% | 250,750      | -22.7% | 242,875       | -30.3% | 221   |
| 2016   | 156   | 3%   | 376          | 0%   | 0.41       | 71        | -6%  | 5.49             | 47  | 97.4%  | 340,942         | -0.5% | 336,950      | -0.3%  | 337,159       | -2.9%  | 225   |
| Jan-17 | 6     | -33% | 31           | 3%   | 0.19       | 61        | -3%  | 10.17            | 43  | 96.7%  | 324,400         | -4.7% | 356,250      | 7.3%   | 362,567       | 8.1%   | 215   |
| Feb-17 | 10    | 11%  | 42           | 35%  | 0.24       | 76        | 9%   | 7.60             | 32  | 97.4%  | 325,300         | -4.4% | 322,500      | -3.2%  | 314,230       | -0.9%  | 215   |
| Mar-17 | 11    | -15% | 38           | 19%  | 0.29       | 86        | 8%   | 7.82             | 32  | 96.9%  | 340,400         | -1.5% | 342,000      | 5.2%   | 325,036       | -8.1%  | 225   |
| Apr-17 | 10    | -9%  | 30           | -21% | 0.33       | 92        | 14%  | 9.20             | 54  | 100.5% | 345,500         | 1.9%  | 335,950      | -7.8%  | 337,970       | -10.7% | 229   |
| May-17 | 18    | 20%  | 39           | -11% | 0.46       | 96        | 10%  | 5.33             | 48  | 97.7%  | 342,600         | 0.7%  | 348,950      | 4.2%   | 362,533       | 2.8%   | 227   |
| Jun-17 | 14    | -26% | 32           | 0%   | 0.44       | 93        | 18%  | 6.64             | 57  | 97.8%  | 343,200         | 0.8%  | 352,250      | -1.1%  | 336,829       | -5.9%  | 227   |
| Jul-17 | 9     | -36% | 42           | 17%  | 0.21       | 99        | 29%  | 11.00            | 81  | 96.4%  | 339,300         | -2.3% | 330,000      | -1.5%  | 314,778       | -2.4%  | 224   |
| Aug-17 | 17    | 0%   | 32           | -6%  | 0.53       | 89        | 19%  | 5.24             | 60  | 97.6%  | 343,500         | -0.8% | 327,000      | -3.8%  | 346,353       | 5.0%   | 227   |
| Sep-17 | 2     | -89% | 35           | 6%   | 0.06       | 93        | 35%  | 46.50            | 12  | 98.8%  | 348,900         | 1.2%  | 454,500      | 36.3%  | 454,500       | 30.7%  | 231   |
| Oct-17 | 18    | 13%  | 31           | 55%  | 0.58       | 79        | 36%  | 4.39             | 63  | 96.9%  | 347,100         | 2.8%  | 329,750      | 11.4%  | 358,717       | 23.0%  | 230   |
| Nov-17 | 12    | 9%   | 19           | -34% | 0.63       | 73        | 22%  | 6.08             | 45  | 97.0%  | 342,400         | 1.9%  | 372,000      | 8.0%   | 370,304       | 5.8%   | 227   |
| Dec-17 | 4     | 0%   | 17           | 0%   | 0.24       | 70        | 23%  | 17.50            | 74  | 102.2% | 328,900         | -1.5% | 370,409      | 47.7%  | 431,454       | 77.6%  | 218   |
| 2017   | 131   | -16% | 388          | 3%   | 0.34       | 84        | 18%  | 7.69             | 53  | 97.7%  | 339,292         | -0.5% | 342,000      | 1.5%   | 349,392       | 3.6%   | 224   |
| Jan-18 | 13    | 117% | 20           | -35% | 0.65       | 60        | -2%  | 4.62             | 96  | 98.4%  | 327,800         | 1.0%  | 340,000      | -4.6%  | 340,338       | -6.1%  | 217   |
| Feb-18 | 12    | 20%  | 17           | -60% | 0.71       | 58        | -24% | 4.83             | 74  | 98.5%  | 330,200         | 1.5%  | 336,250      | 4.3%   | 328,400       | 4.5%   | 218   |
| Mar-18 | 5     | -55% | 30           | -21% | 0.17       | 68        | -21% | 13.60            | 20  | 96.9%  | 327,900         | -3.7% | 405,000      | 18.4%  | 382,500       | 17.7%  | 217   |
| Apr-18 | 12    | 20%  | 27           | -10% | 0.44       | 71        | -23% | 5.92             | 78  | 98.2%  | 333,900         | -3.4% | 333,200      | -0.8%  | 330,375       | -2.2%  | 221   |
| May-18 | 15    | -17% | 35           | -10% | 0.43       | 82        | -15% | 5.47             | 63  | 96.1%  | 330,600         | -3.5% | 331,900      | -4.9%  | 360,227       | -0.6%  | 219   |
| Jun-18 | 16    | 14%  | 24           | -25% | 0.67       | 78        | -16% | 4.88             | 68  | 98.1%  | 332,100         | -3.2% | 338,500      | -3.9%  | 347,211       | 3.1%   | 220   |
| Jul-18 | 13    | 44%  | 22           | -48% | 0.59       | 75        | -24% | 5.77             | 44  | 97.2%  | 330,600         | -2.6% | 335,000      | 1.5%   | 351,281       | 11.6%  | 219   |
| Aug-18 | 14    | -18% | 23           | -28% | 0.61       | 74        | -17% | 5.29             | 77  | 98.8%  | 330,700         | -3.7% | 371,250      | 13.5%  | 365,493       | 5.5%   | 219   |
| Sep-18 | 12    | 500% | 18           | -49% | 0.67       | 70        | -25% | 5.83             | 77  | 101.5% | 329,600         | -5.5% | 342,200      | -24.7% | 324,904       | -28.5% | 218   |
| Oct-18 | 14    | -22% | 33           | 6%   | 0.42       | 74        | -6%  | 5.29             | 74  | 96.5%  | 323,400         | -6.8% | 321,450      | -2.5%  | 330,511       | -7.9%  | 214   |
| Nov-18 | 13    | 8%   | 20           | 5%   | 0.65       | 68        | -7%  | 5.23             | 69  | 98.0%  | 321,100         | -6.2% | 338,000      | -9.1%  | 353,715       | -4.5%  | 212   |
| Dec-18 | 3     | -25% | 11           | -35% | 0          |           |      |                  |     |        |                 |       |              |        |               |        |       |

MARTENSVILLE

|             | Sales      | Y/Y%        | New Listings | Y/Y%        | S/NL Ratio  | Inventory | Y/Y%        | Months of Supply | DOM       | SP/LP        | Benchmark Price | Y/Y%         | Median Price   | Y/Y%         | Average Price  | Y/Y%         | Index      |
|-------------|------------|-------------|--------------|-------------|-------------|-----------|-------------|------------------|-----------|--------------|-----------------|--------------|----------------|--------------|----------------|--------------|------------|
| Jan-19      | 6          | -54%        | 10           | -50%        | 0.60        | 59        | -2%         | 9.83             | 79        | 96.0%        | 331,000         | 1.0%         | 322,500        | -5.1%        | 327,250        | -3.8%        | 219        |
| Feb-19      | 4          | -67%        | 20           | 18%         | 0.20        | 67        | 16%         | 16.75            | 113       | 96.6%        | 321,500         | -2.6%        | 319,450        | -5.0%        | 319,725        | -2.6%        | 213        |
| Mar-19      | 10         | 100%        | 24           | -20%        | 0.42        | 70        | 3%          | 7.00             | 97        | 97.7%        | 325,700         | -0.7%        | 307,500        | -24.1%       | 312,240        | -18.4%       | 215        |
| Apr-19      | 13         | 8%          | 42           | 56%         | 0.31        | 78        | 10%         | 6.00             | 74        | 96.8%        | 331,200         | -0.8%        | 315,000        | -5.5%        | 309,338        | -6.4%        | 219        |
| May-19      | 13         | -13%        | 21           | -40%        | 0.62        | 76        | -7%         | 5.85             | 54        | 97.3%        | 333,900         | 1.0%         | 326,700        | -1.6%        | 339,346        | -5.8%        | 221        |
| Jun-19      | 17         | 6%          | 39           | 63%         | 0.44        | 80        | 3%          | 4.71             | 43        | 97.9%        | 336,700         | 1.4%         | 320,000        | -5.5%        | 317,488        | -8.6%        | 223        |
| Jul-19      | 12         | -8%         | 19           | -14%        | 0.63        | 75        | 0%          | 6.25             | 78        | 97.2%        | 335,000         | 1.3%         | 382,125        | 14.1%        | 398,763        | 13.5%        | 222        |
| Aug-19      | 9          | -36%        | 18           | -22%        | 0.50        | 74        | 0%          | 8.22             | 70        | 99.9%        | 330,700         | 0.0%         | 347,800        | -6.3%        | 382,374        | 4.6%         | 219        |
| Sep-19      | 8          | -33%        | 15           | -17%        | 0.53        | 72        | 3%          | 9.00             | 88        | 97.7%        | 320,800         | -2.7%        | 315,750        | -7.7%        | 306,163        | -5.8%        | 212        |
| Oct-19      | 14         | 0%          | 36           | 9%          | 0.39        | 67        | -9%         | 4.79             | 61        | 96.7%        | 319,100         | -1.3%        | 308,250        | -4.1%        | 296,557        | -10.3%       | 211        |
| Nov-19      | 7          | -46%        | 8            | -60%        | 0.88        | 57        | -16%        | 8.14             | 32        | 96.0%        | 318,100         | -0.9%        | 299,900        | -11.3%       | 304,771        | -13.8%       | 210        |
| Dec-19      | 9          | 200%        | 8            | -27%        | 1.13        | 42        | -36%        | 4.67             | 57        | 96.8%        | 320,600         | -0.9%        | 322,500        | -6.3%        | 335,722        | -7.1%        | 212        |
| <b>2019</b> | <b>122</b> | <b>-14%</b> | <b>260</b>   | <b>-7%</b>  | <b>0.47</b> | <b>68</b> | <b>-3%</b>  | <b>6.70</b>      | <b>67</b> | <b>97.3%</b> | <b>327,025</b>  | <b>-0.4%</b> | <b>326,350</b> | <b>-4.0%</b> | <b>329,324</b> | <b>-4.7%</b> | <b>216</b> |
| Jan-20      | 9          | 50%         | 29           | 190%        | 0.31        | 54        | -8%         | 6.00             | 53        | 97.5%        | 329,400         | -0.5%        | 345,000        | 7.0%         | 345,267        | 5.5%         | 218        |
| Feb-20      | 9          | 125%        | 16           | -20%        | 0.56        | 54        | -19%        | 6.00             | 67        | 98.3%        | 331,800         | 3.2%         | 339,900        | 6.4%         | 341,544        | 6.8%         | 219        |
| Mar-20      | 13         | 30%         | 13           | -46%        | 1.00        | 49        | -30%        | 3.77             | 55        | 96.3%        | 328,300         | 0.8%         | 316,650        | 3.0%         | 335,973        | 7.6%         | 217        |
| Apr-20      | 4          | -69%        | 10           | -76%        | 0.40        | 45        | -42%        | 11.25            | 134       | 95.9%        | 327,100         | -1.2%        | 322,000        | 2.2%         | 329,000        | 6.4%         | 216        |
| May-20      | 17         | 31%         | 16           | -24%        | 1.06        | 37        | -51%        | 2.18             | 70        | 99.1%        | 329,800         | -1.2%        | 305,000        | -6.6%        | 306,691        | -9.6%        | 218        |
| Jun-20      | 19         | 12%         | 16           | -59%        | 1.19        | 31        | -61%        | 1.63             | 62        | 98.6%        | 340,200         | 1.0%         | 329,900        | 3.1%         | 324,358        | 2.2%         | 225        |
| Jul-20      | 14         | 17%         | 16           | -16%        | 0.88        | 30        | -60%        | 2.14             | 79        | 99.8%        | 348,900         | 4.1%         | 316,200        | -17.3%       | 335,086        | -16.0%       | 231        |
| Aug-20      | 12         | 33%         | 24           | 33%         | 0.50        | 37        | -50%        | 3.08             | 33        | 98.0%        | 351,700         | 6.4%         | 381,000        | 9.5%         | 393,781        | 3.0%         | 233        |
| Sep-20      | 16         | 100%        | 20           | 33%         | 0.80        | 33        | -54%        | 2.06             | 37        | 97.8%        | 355,600         | 10.8%        | 312,500        | -1.0%        | 322,481        | 5.3%         | 235        |
| Oct-20      | 16         | 14%         | 14           | -61%        | 1.14        | 23        | -66%        | 1.44             | 36        | 98.1%        | 357,700         | 12.1%        | 375,500        | 21.8%        | 374,069        | 26.1%        | 237        |
| Nov-20      | 14         | 100%        | 11           | 38%         | 1.27        | 15        | -74%        | 1.07             | 38        | 97.4%        | 361,000         | 13.5%        | 367,500        | 22.5%        | 377,414        | 23.8%        | 239        |
| Dec-20      | 7          | -22%        | 5            | -38%        | 1.40        | 12        | -71%        | 1.71             | 48        | 97.2%        | 351,100         | 9.5%         | 340,000        | 5.4%         | 366,493        | 9.2%         | 232        |
| <b>2020</b> | <b>150</b> | <b>23%</b>  | <b>190</b>   | <b>-27%</b> | <b>0.79</b> | <b>35</b> | <b>-49%</b> | <b>2.80</b>      | <b>55</b> | <b>98.0%</b> | <b>342,717</b>  | <b>4.8%</b>  | <b>330,000</b> | <b>1.1%</b>  | <b>344,348</b> | <b>4.6%</b>  | <b>227</b> |
| Jan-21      | 4          | -56%        | 14           | -52%        | 0.29        | 19        | -65%        | 4.75             | 49        | 97.9%        | 345,300         | 4.8%         | 386,750        | 12.1%        | 348,750        | 1.0%         | 228        |
| Feb-21      | 15         | 67%         | 21           | 31%         | 0.71        | 24        | -56%        | 1.60             | 30        | 98.5%        | 367,900         | 10.9%        | 380,000        | 11.8%        | 392,540        | 14.9%        | 243        |
| Mar-21      | 27         | 108%        | 29           | 123%        | 0.93        | 25        | -49%        | 0.93             | 20        | 98.9%        | 376,400         | 14.7%        | 345,800        | 9.2%         | 338,167        | 0.7%         | 249        |
| Apr-21      | 18         | 350%        | 35           | 250%        | 0.51        | 36        | -20%        | 2.00             | 23        | 99.1%        | 381,500         | 16.6%        | 371,500        | 15.4%        | 386,561        | 17.5%        | 252        |
| May-21      | 22         | 29%         | 31           | 94%         | 0.71        | 37        | 0%          | 1.68             | 20        | 99.2%        | 387,000         | 17.3%        | 367,450        | 20.5%        | 383,164        | 24.9%        | 256        |
| Jun-21      | 26         | 37%         | 25           | 56%         | 1.04        | 27        | -13%        | 1.04             | 40        | 97.1%        | 388,300         | 14.1%        | 370,000        | 12.2%        | 359,585        | 10.9%        | 257        |
| Jul-21      | 19         | 36%         | 17           | 6%          | 1.12        | 21        | -30%        | 1.11             | 23        | 98.4%        | 390,100         | 11.8%        | 395,000        | 24.9%        | 396,932        | 18.5%        | 258        |
| Aug-21      | 13         | 8%          | 19           | -21%        | 0.68        | 21        | -43%        | 1.62             | 30        | 97.5%        | 393,600         | 11.9%        | 342,500        | -10.1%       | 345,292        | -12.3%       | 260        |
| Sep-21      | 15         | -6%         | 12           | -40%        | 1.25        | 16        | -52%        | 1.07             | 42        | 97.4%        | 399,300         | 12.3%        | 389,900        | 24.8%        | 403,780        | 25.2%        | 264        |
| Oct-21      | 11         | -31%        | 11           | -21%        | 1.00        | 15        | -35%        | 1.36             | 21        | 97.7%        | 395,900         | 10.7%        | 310,000        | -17.4%       | 326,573        | -12.7%       | 262        |
| Nov-21      | 15         | 7%          | 12           | 9%          | 1.25        | 10        | -33%        | 0.67             | 39        | 97.9%        | 392,200         | 8.6%         | 365,000        | -0.7%        | 350,553        | -7.1%        | 259        |
| Dec-21      | 4          | -43%        | 7            | 40%         | 0.57        | 12        | 0%          | 3.00             | 17        | 98.9%        | 385,200         | 9.7%         | 350,000        | 2.9%         | 348,250        | -5.0%        | 255        |
| <b>2021</b> | <b>189</b> | <b>26%</b>  | <b>233</b>   | <b>23%</b>  | <b>0.81</b> | <b>22</b> | <b>-37%</b> | <b>1.39</b>      | <b>29</b> | <b>98.2%</b> | <b>383,558</b>  | <b>11.9%</b> | <b>369,900</b> | <b>12.1%</b> | <b>367,626</b> | <b>6.8%</b>  | <b>254</b> |
| Jan-22      | 4          | 0%          | 4            | -71%        | 1.00        | 11        | -42%        | 2.75             | 76        | 98.7%        | 387,600         | 12.3%        | 344,500        | -10.9%       | 376,250        | 7.9%         | 256        |
| Feb-22      | 11         | -27%        | 10           | -52%        | 1.10        | 8         | -67%        | 0.73             | 17        | 99.8%        | 393,200         | 6.9%         | 409,000        | 7.6%         | 415,982        | 6.0%         | 260        |
| Mar-22      | 12         | -56%        | 21           | -28%        | 0.57        | 16        | -36%        | 1.33             | 22        | 101.0%       | 407,100         | 8.2%         | 390,250        | 12.9%        | 401,025        | 18.6%        | 269        |
| Apr-22      | 17         | -6%         | 18           | -49%        | 0.94        | 15        | -58%        | 0.88             | 30        | 100.1%       | 414,000         | 8.5%         | 385,000        | 3.6%         | 378,200        | -2.2%        | 274        |
| May-22      | 15         | -32%        | 22           | -29%        | 0.68        | 18        | -51%        | 1.20             | 27        | 100.6%       | 422,700         | 9.2%         | 415,000        | 12.9%        | 421,727        | 10.1%        | 280        |
| Jun-22      | 16         | -38%        | 24           | -4%         | 0.67        | 21        | -22%        | 1.31             | 20        | 99.4%        | 432,800         | 11.5%        | 440,000        | 18.9%        | 437,750        | 21.7%        | 286        |
| Jul-22      | 13         | -32%        | 12           | -29%        | 1.08        | 18        | -14%        | 1.38             | 23        | 100.0%       | 418,900         | 7.4%         | 465,000        | 17.7%        | 439,446        | 10.7%        | 277        |
| Aug-22      | 11         | -15%        | 15           | -21%        | 0.73        | 18        | -14%        | 1.64             | 23        | 99.3%        | 416,600         | 5.8%         | 412,500        | 20.4%        | 427,127        | 23.7%        | 276        |
| Sep-22      | 9          | -40%        | 15           | 25%         | 0.60        | 19        | 19%         | 2.11             | 20        | 98.6%        | 416,700         | 4.4%         | 432,900        | 11.0%        | 431,283        | 6.8%         | 276        |
| Oct-22      | 8          | -27%        | 16           | 45%         | 0.50        | 19        | 27%         | 2.38             | 25        | 97.1%        | 403,100         | 1.8%         | 363,250        | 17.2%        | 345,531        | 5.8%         | 267        |
| Nov-22      | 10         | -33%        | 11           | -8%         | 0.91        | 15        | 50%         | 1.50             | 27        | 97.7%        | 404,900         | 3.2%         | 394,950        | 8.2%         | 413,880        | 18.1%        | 268        |
| Dec-22      | 5          | 25%         | 6            | -14%        | 0.83        | 13        | 8%          | 2.60             | 48        | 98.2%        | 392,800         | 2.0%         | 360,000        | 2.9%         | 342,780        | -1.6%        | 260        |
| <b>2022</b> | <b>131</b> | <b>-31%</b> | <b>174</b>   | <b>-25%</b> | <b>0.75</b> | <b>16</b> | <b>-27%</b> | <b>1.46</b>      | <b>26</b> | <b>99.5%</b> | <b>409,200</b>  | <b>6.7%</b>  | <b>408,900</b> | <b>10.5%</b> | <b>408,871</b> | <b>11.2%</b> | <b>271</b> |
| Jan-23      | 4          | 0%          | 7            | 75%         | 0.57        | 15        | 36%         | 3.75             | 23        | 97.0%        | 394,500         | 1.8%         | 393,250        | 14.2%        | 385,625        | 2.5%         | 261        |
| Feb-23      |            |             |              |             |             |           |             |                  |           |              |                 |              |                |              |                |              |            |
| Mar-23      |            |             |              |             |             |           |             |                  |           |              |                 |              |                |              |                |              |            |
| Apr-23      |            |             |              |             |             |           |             |                  |           |              |                 |              |                |              |                |              |            |
| May-23      |            |             |              |             |             |           |             |                  |           |              |                 |              |                |              |                |              |            |
| Jun-23      |            |             |              |             |             |           |             |                  |           |              |                 |              |                |              |                |              |            |
| Jul-23      |            |             |              |             |             |           |             |                  |           |              |                 |              |                |              |                |              |            |
| Aug-23      |            |             |              |             |             |           |             |                  |           |              |                 |              |                |              |                |              |            |
| Sep-23      |            |             |              |             |             |           |             |                  |           |              |                 |              |                |              |                |              |            |
| Oct-23      |            |             |              |             |             |           |             |                  |           |              |                 |              |                |              |                |              |            |
| Nov-23      |            |             |              |             |             |           |             |                  |           |              |                 |              |                |              |                |              |            |
| Dec-23      |            |             |              |             |             |           |             |                  |           |              |                 |              |                |              |                |              |            |
| <b>2023</b> | <b>4</b>   | <b>0%</b>   | <b>7</b>     | <b>75%</b>  | <b>0.57</b> | <b>15</b> | <b>36%</b>  | <b>3.75</b>      | <b>23</b> | <b>97.0%</b> | <b>394,500</b>  | <b>1.8%</b>  | <b>393,250</b> | <b>14.2%</b> | <b>385,625</b> | <b>2.5%</b>  | <b>261</b> |

## Monthly Sales Comparison



### SALES

**2**

100% Y/Y ↑  
10-year average spread  
25.9% ↓

100% YTD ↑  
YTD  
25.9% ↓

### NEW LISTINGS

**10**

400% Y/Y ↑  
10-year average spread  
53.8% ↑

400% YTD ↑  
YTD  
53.8% ↑

### INVENTORY

**26**

21.2% Y/Y ↓  
10-year average spread  
28.2% ↓

Monthly trend\* ↓

28.2% YTD ↓

### MONTHS OF SUPPLY

**13.00**

60.6% Y/Y ↓  
10-year average spread  
15.7% ↓

Monthly trend\* ↓

15.7% YTD ↓



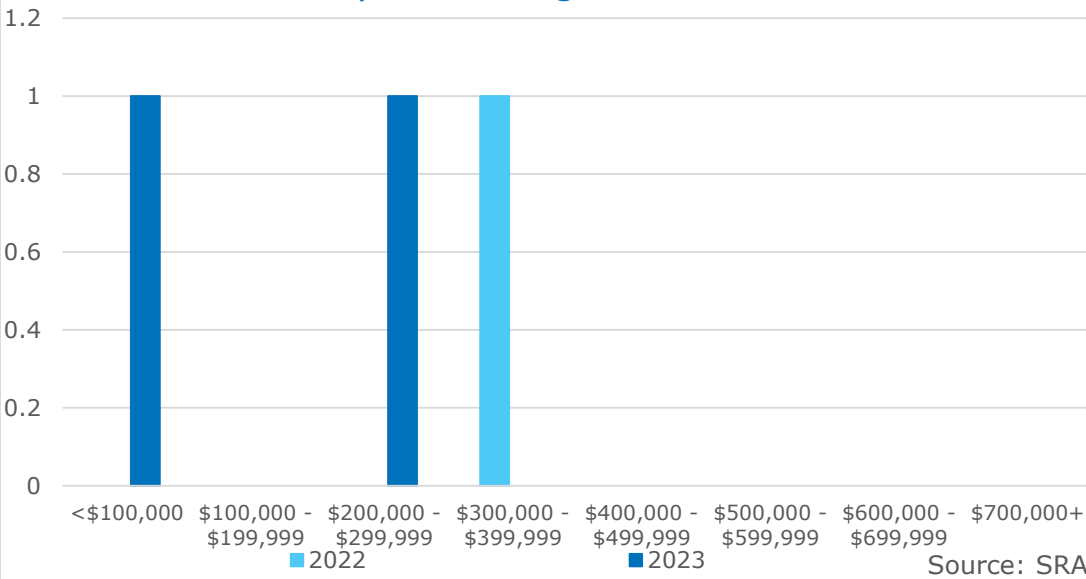
### TOTAL RESIDENTIAL BENCHMARK PRICE

**\$ 227,700**

4.5% Y/Y ↓

Monthly trend\* ↑

## Residential Sales by Price Range



## January 2023

|                          | Sales    |             | New Listings |             | Inventory |             | Months of Supply |             | DOM        | Benchmark        |            | Avg Price        |             |
|--------------------------|----------|-------------|--------------|-------------|-----------|-------------|------------------|-------------|------------|------------------|------------|------------------|-------------|
|                          | Actual   | Y/Y%        | Actual       | Y/Y%        | Actual    | Y/Y%        | Actual           | Y/Y%        | Actual     | Actual           | Y/Y%       | Actual           | Y/Y%        |
| Detached                 | 2        | -           | 9            | 350%        | 24        | -14%        | 12.00            | -           | 124        | \$227,700        | -5%        | \$169,500        | -           |
| Attached                 | 0        | -100%       | 1            | -           | 1         | -67%        | -                | -           | -          | -                | -          | -                | -           |
| Apartment                | 0        | -           | 0            | -           | 0         | -           | -                | -           | -          | -                | -          | -                | -           |
| Mobile                   | 0        | -           | 0            | -           | 1         | 0%          | -                | -           | -          | -                | -          | -                | -           |
| <b>Total Residential</b> | <b>2</b> | <b>100%</b> | <b>10</b>    | <b>400%</b> | <b>26</b> | <b>-21%</b> | <b>13.00</b>     | <b>-61%</b> | <b>124</b> | <b>\$227,700</b> | <b>-5%</b> | <b>\$169,500</b> | <b>-46%</b> |

## 10-Year Averages

|                   | Sales |       | New Listings |       | Inventory |       | Months of Supply |       | DOM | Benchmark |       | Avg Price |       |
|-------------------|-------|-------|--------------|-------|-----------|-------|------------------|-------|-----|-----------|-------|-----------|-------|
|                   | Avg   | %Diff | Avg          | %Diff | Avg       | %Diff | Avg              | %Diff | Avg | Avg       | %Diff | Avg       | %Diff |
| Total Residential | 3     | -26%  | 7            | 54%   | 36        | -28%  | 15.42            | -16%  | 124 | \$211,800 | 8%    | \$203,784 | -17%  |

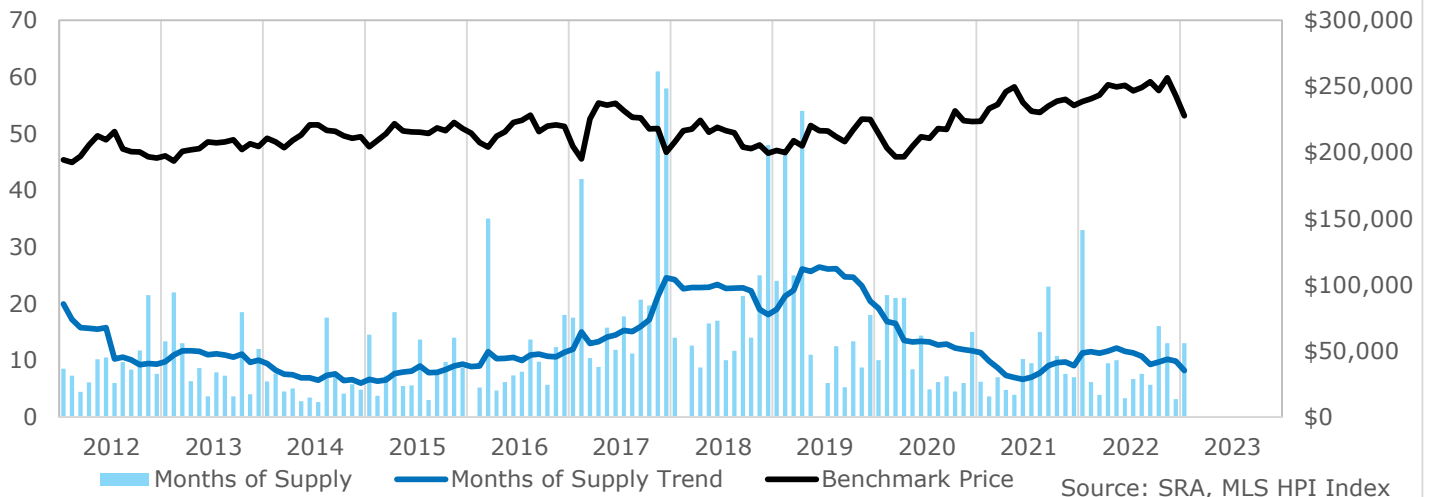
## Year-to-Date January 2023

|                          | Sales    |             | New Listings |             | Inventory |             | Months of Supply |             | DOM        | Benchmark        |            | Avg Price        |             |
|--------------------------|----------|-------------|--------------|-------------|-----------|-------------|------------------|-------------|------------|------------------|------------|------------------|-------------|
|                          | Actual   | Y/Y%        | Actual       | Y/Y%        | Actual    | Y/Y%        | Actual           | Y/Y%        | Actual     | Actual           | Y/Y%       | Actual           | Y/Y%        |
| Detached                 | 2        | -           | 9            | 350%        | 24        | -14%        | 12.00            | -           | 124        | \$227,700        | -5%        | \$169,500        | -           |
| Attached                 | 0        | -100%       | 1            | -           | 1         | -67%        | -                | -           | -          | -                | -          | -                | -           |
| Apartment                | 0        | -           | 0            | -           | 0         | -           | -                | -           | -          | -                | -          | -                | -           |
| Mobile                   | 0        | -           | 0            | -           | 1         | 0%          | -                | -           | -          | -                | -          | -                | -           |
| <b>Total Residential</b> | <b>2</b> | <b>100%</b> | <b>10</b>    | <b>400%</b> | <b>26</b> | <b>-21%</b> | <b>13.00</b>     | <b>-61%</b> | <b>124</b> | <b>\$227,700</b> | <b>-5%</b> | <b>\$169,500</b> | <b>-46%</b> |

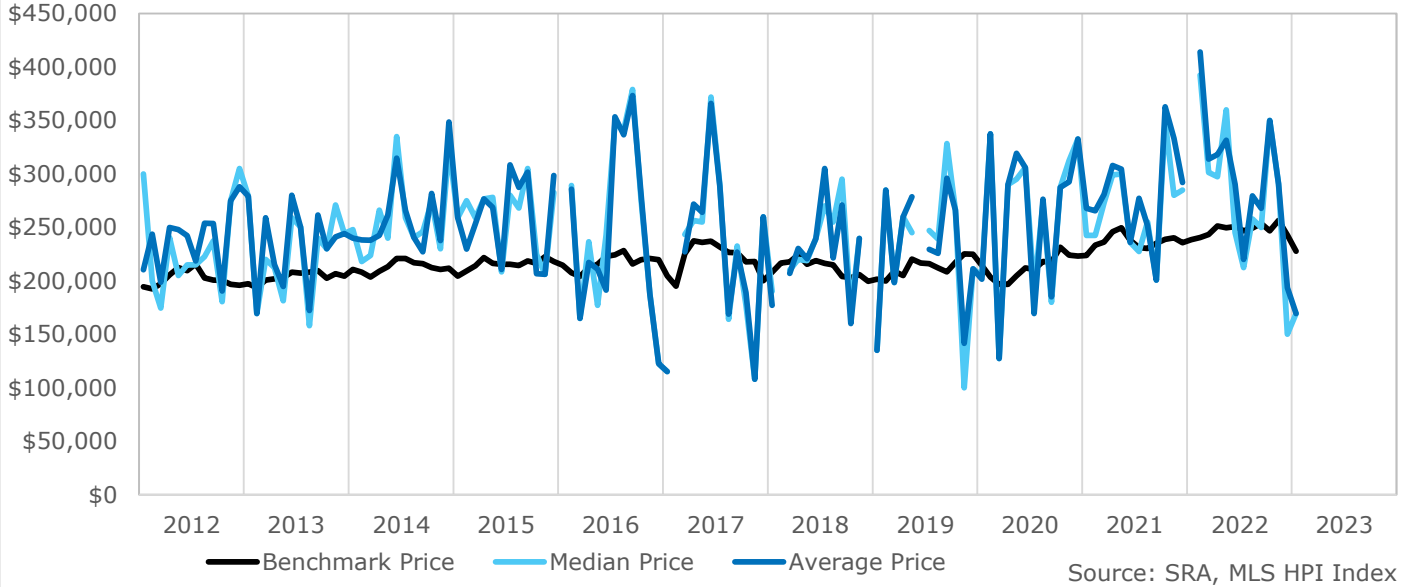
## 10-Year Averages

|                   | Sales |       | New Listings |       | Inventory |       | Months of Supply |       | DOM | Benchmark |       | Avg Price |       |
|-------------------|-------|-------|--------------|-------|-----------|-------|------------------|-------|-----|-----------|-------|-----------|-------|
|                   | Avg   | %Diff | Avg          | %Diff | Avg       | %Diff | Avg              | %Diff | Avg | Avg       | %Diff | Avg       | %Diff |
| Total Residential | 3     | -26%  | 7            | 54%   | 36        | -28%  | 15.42            | -16%  | 124 | \$211,800 | 8%    | \$203,784 | -17%  |

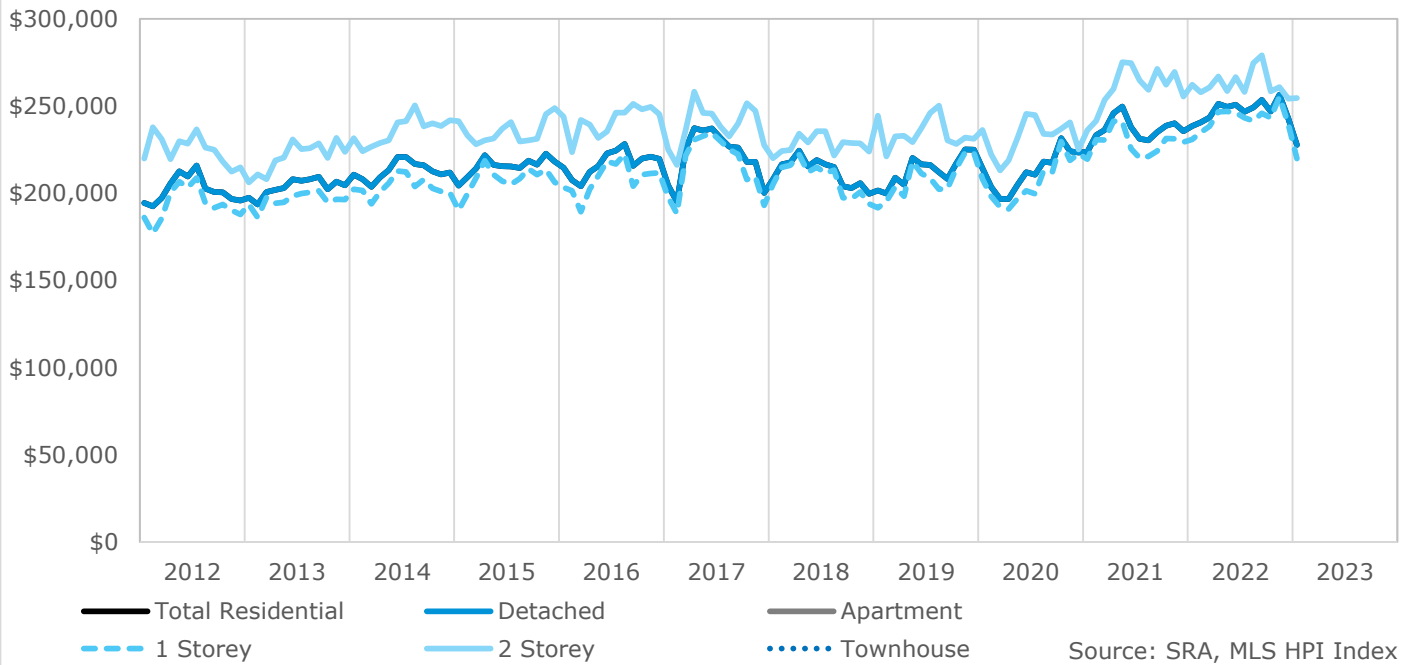
## Residential Months of Supply and Price



**Single Family Pricing**



**Benchmark Price**





## HPI Benchmark Attributes

|                                            | Composite              |
|--------------------------------------------|------------------------|
| Bedrooms, Above Ground                     | 3                      |
| Bathrooms, Full                            | 2                      |
| Bathrooms, Half                            | 0                      |
| Garage                                     | Attached, Single width |
| Gross Living Area, Above Ground (Sq. Ft.)  | 1260                   |
| Lot Size                                   | -                      |
| Fireplaces, Number of                      | 0                      |
| Year Built                                 | 1978                   |
| January 2023 Benchmark Price               | \$227,700              |
| Single Family Share of Sales, Last 3 Years | 100%                   |
| Apartment Share of Sales, Last 3 Years     | -                      |
| Townhouse Share of Sales, Last 3 Years     | -                      |

|                                            | Single Family          | 1 Storey               | 2 Storey               |
|--------------------------------------------|------------------------|------------------------|------------------------|
| Bedrooms, Above Ground                     | 3                      | 3                      | 3                      |
| Bathrooms, Full                            | 2                      | 2                      | 2                      |
| Bathrooms, Half                            | 0                      | 0                      | 0                      |
| Garage                                     | Attached, Single width | Attached, Single width | Attached, Double width |
| Gross Living Area, Above Ground (Sq. Ft.)  | 1260                   | 1191                   | 1703                   |
| Lot Size                                   | 7384                   | 7320                   | 7853                   |
| Fireplaces, Number of                      | 0                      | 0                      | 0                      |
| Year Built                                 | 1978                   | 1978                   | 1979                   |
| January 2023 Benchmark Price               | \$227,700              | \$219,900              | \$254,500              |
| Share of Total Sales, Last 3 Years         | 100%                   | 77%                    | 23%                    |
| Share of Single Family Sales, Last 3 Years | 100%                   | 77%                    | 23%                    |

|                                           | Apartment | Townhouse |
|-------------------------------------------|-----------|-----------|
| Bedrooms, Above Ground                    | -         | -         |
| Bathrooms, Full                           | -         | -         |
| Bathrooms, Half                           | -         | -         |
| Garage                                    | -         | -         |
| Gross Living Area, Above Ground (Sq. Ft.) | -         | -         |
| Fireplaces, Number of                     | -         | -         |
| Year Built                                | -         | -         |
| January 2023 Benchmark Price              | -         | -         |

**MEADOW LAKE**

|             | Sales     | Y/Y%        | New Listings | Y/Y%        | S/NL Ratio  | Inventory | Y/Y%        | Months of Supply | DOM       | SP/LP        | Benchmark Price | Y/Y%        | Median Price   | Y/Y%         | Average Price  | Y/Y%         | Index      |
|-------------|-----------|-------------|--------------|-------------|-------------|-----------|-------------|------------------|-----------|--------------|-----------------|-------------|----------------|--------------|----------------|--------------|------------|
| Jan-13      | 3         | -50%        | 9            | -47%        | 0.33        | 40        | -22%        | 13.33            | 119       | 90.0%        | 197,400         | 1.5%        | 207,500        | -21.4%       | 189,333        | -11.3%       | 245        |
| Feb-13      | 2         | -71%        | 8            | -27%        | 0.25        | 44        | -14%        | 22.00            | 88        | 93.9%        | 193,600         | 0.6%        | 169,500        | -15.3%       | 169,500        | -3.6%        | 240        |
| Mar-13      | 4         | -67%        | 16           | -11%        | 0.25        | 52        | -2%         | 13.00            | 64        | 95.1%        | 200,800         | 1.8%        | 182,500        | 4.6%         | 230,500        | 15.9%        | 249        |
| Apr-13      | 10        | 11%         | 24           | 33%         | 0.42        | 63        | 15%         | 6.30             | 68        | 95.4%        | 202,000         | -1.8%       | 212,500        | -5.6%        | 215,150        | -6.4%        | 251        |
| May-13      | 8         | 33%         | 19           | -5%         | 0.42        | 69        | 13%         | 8.63             | 67        | 95.0%        | 202,900         | -4.5%       | 167,450        | -17.1%       | 169,363        | -25.8%       | 252        |
| Jun-13      | 16        | 167%        | 13           | -13%        | 1.23        | 58        | -8%         | 3.63             | 67        | 96.2%        | 208,000         | -0.8%       | 243,000        | 1.7%         | 272,188        | 10.8%        | 258        |
| Jul-13      | 7         | -30%        | 12           | -8%         | 0.58        | 55        | -8%         | 7.86             | 95        | 96.1%        | 207,200         | -4.0%       | 250,000        | 37.0%        | 237,616        | 22.7%        | 257        |
| Aug-13      | 7         | 17%         | 9            | -10%        | 0.78        | 51        | -12%        | 7.29             | 110       | 95.1%        | 208,100         | 2.7%        | 158,000        | -29.0%       | 159,429        | -37.2%       | 258        |
| Sep-13      | 11        | 83%         | 7            | 0%          | 1.57        | 40        | -20%        | 3.64             | 70        | 95.3%        | 209,500         | 4.4%        | 220,000        | -7.4%        | 256,091        | 1.0%         | 260        |
| Oct-13      | 2         | -50%        | 9            | 13%         | 0.22        | 37        | -21%        | 18.50            | 104       | 96.8%        | 202,300         | 0.9%        | 230,000        | 27.4%        | 230,000        | 20.8%        | 251        |
| Nov-13      | 8         | 300%        | 6            | 0%          | 1.33        | 32        | -26%        | 4.00             | 79        | 94.9%        | 206,600         | 5.0%        | 261,000        | -5.1%        | 217,750        | -20.8%       | 256        |
| Dec-13      | 2         | -60%        | 1            | -83%        | 2.00        | 24        | -37%        | 12.00            | 91        | 88.6%        | 204,500         | 4.4%        | 134,625        | -55.9%       | 134,625        | -53.3%       | 254        |
| <b>2013</b> | <b>80</b> | <b>1%</b>   | <b>133</b>   | <b>-11%</b> | <b>0.50</b> | <b>47</b> | <b>-10%</b> | <b>7.06</b>      | <b>79</b> | <b>95.2%</b> | <b>203,575</b>  | <b>0.8%</b> | <b>215,000</b> | <b>0.0%</b>  | <b>221,974</b> | <b>0.0%</b>  | <b>253</b> |
| Jan-14      | 4         | 33%         | 9            | 0%          | 0.44        | 25        | -38%        | 6.25             | 144       | 95.7%        | 210,700         | 6.7%        | 248,000        | 19.5%        | 240,000        | 26.8%        | 261        |
| Feb-14      | 3         | 50%         | 2            | -75%        | 1.50        | 23        | -48%        | 7.67             | 72        | 96.2%        | 208,100         | 7.5%        | 218,000        | 28.6%        | 238,333        | 40.6%        | 258        |
| Mar-14      | 6         | 50%         | 11           | -31%        | 0.55        | 27        | -48%        | 4.50             | 77        | 95.5%        | 203,600         | 1.4%        | 223,750        | 22.6%        | 237,833        | 3.2%         | 253        |
| Apr-14      | 6         | -40%        | 13           | -46%        | 0.46        | 30        | -52%        | 5.00             | 65        | 96.6%        | 209,100         | 3.5%        | 266,000        | 25.2%        | 242,417        | 12.7%        | 259        |
| May-14      | 12        | 50%         | 15           | -21%        | 0.80        | 33        | -52%        | 2.75             | 57        | 95.2%        | 213,300         | 5.1%        | 239,500        | 43.0%        | 259,042        | 53.0%        | 265        |
| Jun-14      | 10        | -38%        | 12           | -8%         | 0.83        | 34        | -41%        | 3.40             | 54        | 96.5%        | 220,800         | 6.2%        | 325,500        | 34.0%        | 304,200        | 11.8%        | 274        |
| Jul-14      | 12        | 71%         | 14           | 17%         | 0.86        | 31        | -44%        | 2.58             | 63        | 97.1%        | 220,800         | 6.6%        | 259,000        | 3.6%         | 265,958        | 11.9%        | 274        |
| Aug-14      | 2         | -71%        | 8            | -11%        | 0.25        | 35        | -31%        | 17.50            | 41        | 97.3%        | 216,800         | 4.2%        | 240,500        | 52.2%        | 240,500        | 50.9%        | 269        |
| Sep-14      | 5         | -55%        | 8            | 14%         | 0.63        | 36        | -10%        | 7.20             | 66        | 97.2%        | 216,100         | 3.2%        | 246,000        | 11.8%        | 227,100        | -11.3%       | 268        |
| Oct-14      | 8         | 300%        | 8            | -11%        | 1.00        | 33        | -11%        | 4.13             | 42        | 96.4%        | 212,500         | 5.0%        | 256,450        | 11.5%        | 269,850        | 17.3%        | 264        |
| Nov-14      | 5         | -38%        | 3            | -50%        | 1.67        | 29        | -9%         | 5.80             | 92        | 94.8%        | 210,800         | 2.0%        | 230,000        | -11.9%       | 237,660        | 9.1%         | 262        |
| Dec-14      | 5         | 150%        | 4            | 300%        | 1.25        | 24        | 0%          | 4.80             | 36        | 95.5%        | 211,800         | 3.6%        | 325,000        | 141.4%       | 348,500        | 158.9%       | 263        |
| <b>2014</b> | <b>78</b> | <b>-3%</b>  | <b>107</b>   | <b>-20%</b> | <b>0.73</b> | <b>30</b> | <b>-36%</b> | <b>4.62</b>      | <b>64</b> | <b>96.1%</b> | <b>212,867</b>  | <b>4.6%</b> | <b>260,000</b> | <b>20.9%</b> | <b>264,162</b> | <b>19.0%</b> | <b>264</b> |
| Jan-15      | 2         | -50%        | 9            | 0%          | 0.22        | 29        | 16%         | 14.50            | 139       | 90.4%        | 204,400         | -3.0%       | 259,000        | 4.4%         | 259,000        | 7.9%         | 254        |
| Feb-15      | 7         | 133%        | 5            | 150%        | 1.40        | 26        | 13%         | 3.71             | 104       | 96.9%        | 209,200         | 0.5%        | 275,000        | 26.1%        | 229,786        | -3.6%        | 260        |
| Mar-15      | 4         | -33%        | 9            | -18%        | 0.44        | 29        | 7%          | 7.25             | 92        | 95.8%        | 214,100         | 5.2%        | 237,000        | 5.9%         | 233,750        | -1.7%        | 266        |
| Apr-15      | 2         | -67%        | 12           | -8%         | 0.17        | 37        | 23%         | 18.50            | 97        | 95.4%        | 221,800         | 6.1%        | 276,500        | 3.9%         | 276,500        | 14.1%        | 275        |
| May-15      | 7         | -42%        | 10           | -33%        | 0.70        | 38        | 15%         | 5.43             | 101       | 96.8%        | 216,300         | 1.4%        | 278,000        | 16.1%        | 268,571        | 3.7%         | 268        |
| Jun-15      | 7         | -30%        | 8            | -33%        | 0.88        | 39        | 15%         | 5.57             | 57        | 93.6%        | 215,500         | -2.4%       | 219,000        | -32.7%       | 211,786        | -30.4%       | 267        |
| Jul-15      | 3         | -75%        | 11           | -21%        | 0.27        | 41        | 32%         | 13.67            | 156       | 95.6%        | 215,400         | -2.4%       | 280,000        | 8.1%         | 308,333        | 15.9%        | 267        |
| Aug-15      | 12        | 500%        | 8            | 0%          | 1.50        | 36        | 3%          | 3.00             | 66        | 96.5%        | 214,500         | -1.1%       | 268,000        | 11.4%        | 287,542        | 19.6%        | 266        |
| Sep-15      | 4         | -20%        | 7            | -13%        | 0.57        | 32        | -11%        | 8.00             | 84        | 95.9%        | 218,600         | 1.2%        | 305,000        | 24.0%        | 301,750        | 32.9%        | 271        |
| Oct-15      | 3         | -63%        | 5            | -38%        | 0.60        | 29        | -12%        | 9.67             | 24        | 92.8%        | 216,400         | 1.8%        | 225,000        | -12.3%       | 206,667        | -23.4%       | 269        |
| Nov-15      | 2         | -60%        | 4            | 33%         | 0.50        | 28        | -3%         | 14.00            | 116       | 88.2%        | 222,600         | 5.6%        | 206,000        | -10.4%       | 206,000        | -13.3%       | 276        |
| Dec-15      | 3         | -40%        | 3            | -25%        | 1.00        | 26        | 8%          | 8.67             | 47        | 96.6%        | 218,200         | 3.0%        | 282,500        | -13.1%       | 298,500        | -14.3%       | 271        |
| <b>2015</b> | <b>56</b> | <b>-28%</b> | <b>91</b>    | <b>-15%</b> | <b>0.62</b> | <b>33</b> | <b>8%</b>   | <b>6.96</b>      | <b>84</b> | <b>95.4%</b> | <b>215,583</b>  | <b>1.3%</b> | <b>260,000</b> | <b>0.0%</b>  | <b>258,696</b> | <b>-2.1%</b> | <b>267</b> |
| Jan-16      | -         | -100%       | 2            | -78%        | -           | 25        | -14%        | -                | -         | -            | 214,600         | 5.0%        | -              | -            | -              | -            | 266        |
| Feb-16      | 5         | -29%        | 6            | 20%         | 0.83        | 26        | 0%          | 5.20             | 78        | 95.1%        | 207,600         | -0.8%       | 289,000        | 5.1%         | 285,800        | 24.4%        | 258        |
| Mar-16      | 1         | -75%        | 10           | 11%         | 0.10        | 35        | 21%         | 35.00            | 183       | 95.9%        | 204,100         | -4.7%       | 165,000        | -30.4%       | 165,000        | -29.4%       | 253        |
| Apr-16      | 8         | 300%        | 16           | 33%         | 0.50        | 37        | 0%          | 4.63             | 124       | 95.4%        | 212,300         | -4.3%       | 227,000        | -17.9%       | 204,500        | -26.0%       | 263        |
| May-16      | 7         | 0%          | 15           | 50%         | 0.47        | 43        | 13%         | 6.14             | 67        | 97.0%        | 215,600         | -0.3%       | 177,000        | -36.3%       | 210,929        | -21.5%       | 268        |
| Jun-16      | 6         | -14%        | 11           | 38%         | 0.55        | 44        | 13%         | 7.33             | 59        | 94.6%        | 222,800         | 3.4%        | 179,450        | -18.1%       | 178,817        | -15.6%       | 276        |
| Jul-16      | 5         | 67%         | 7            | -36%        | 0.71        | 40        | -2%         | 8.00             | 77        | 96.0%        | 224,400         | 4.2%        | 346,000        | 23.6%        | 331,700        | 7.6%         | 278        |
| Aug-16      | 3         | -75%        | 10           | 25%         | 0.30        | 41        | 14%         | 13.67            | 24        | 97.5%        | 228,300         | 6.4%        | 341,000        | 27.2%        | 336,667        | 17.1%        | 283        |
| Sep-16      | 4         | 0%          | 5            | -29%        | 0.80        | 39        | 22%         | 9.75             | 170       | 92.5%        | 215,700         | -1.3%       | 379,000        | 24.3%        | 373,250        | 23.7%        | 268        |
| Oct-16      | 6         | 100%        | 5            | 0%          | 1.20        | 34        | 17%         | 5.67             | 123       | 96.1%        | 219,900         | 1.6%        | 258,000        | 14.7%        | 254,750        | 23.3%        | 273        |
| Nov-16      | 3         | 50%         | 8            | 100%        | 0.38        | 37        | 32%         | 12.33            | 126       | 91.8%        | 220,900         | -0.8%       | 160,000        | -22.3%       | 178,333        | -13.4%       | 274        |
| Dec-16      | 2         | -33%        | 3            | 0%          | 0.67        | 36        | 38%         | 18.00            | 108       | 88.1%        | 219,800         | 0.7%        | 122,500        | -56.6%       | 122,500        | -59.0%       | 273        |
| <b>2016</b> | <b>50</b> | <b>-11%</b> | <b>98</b>    | <b>8%</b>   | <b>0.51</b> | <b>36</b> | <b>12%</b>  | <b>8.74</b>      | <b>97</b> | <b>95.1%</b> | <b>217,167</b>  | <b>0.7%</b> | <b>243,950</b> | <b>-6.2%</b> | <b>244,988</b> | <b>-5.3%</b> | <b>269</b> |
| Jan-17      | 2         | -           | 6            | 200%        | 0.33        | 35        | 40%         | 17.50            | 49        | 85.7%        | 204,600         | -4.7%       | 115,250        | -            | 115,250        | -            | 254        |
| Feb-17      | 1         | -80%        | 8            | 33%         | 0.13        | 42        | 62%         | 42.00            | 66        | 89.0%        | 195,100         | -6.0%       | 73,000         | -74.7%       | 73,000         | -74.5%       | 242        |
| Mar-17      | 5         | 400%        | 20           | 100%        | 0.25        | 52        | 49%         | 10.40            | 35        | 96.7%        | 225,400         | 10.4%       | 252,000        | 52.7%        | 245,300        | 48.7%        | 280        |
| Apr-17      | 6         | -25%        | 10           | -38%        | 0.60        | 53        | 43%         | 8.83             | 85        | 95.5%        | 237,400         | 11.8%       | 256,500        | 13.0%        | 271,667        | 32.8%        | 295        |
| May-17      | 4         | -43%        | 21           | 40%         | 0.19        | 63        | 47%         | 15.75            | 88        | 95.0%        | 235,900         | 9.4%        | 255,000        | 44.1%        | 264,250        | 25.3%        | 293        |
| Jun-17      | 6         | 0%          | 18           | 64%         | 0.33        | 71        | 61%         | 11.83            | 106       | 95.9%        | 237,100         | 6.4%        | 307,000        | 71.1%        | 279,833        | 56.5%        | 294        |
| Jul-17      | 4         | -20%        | 12           | 71%         | 0.33        | 71        | 78%         | 17.75            | 45        | 96.9%        | 231,600         | 3.2%        | 290,000        | -16.2%       | 288,625        | -13.0%       | 287        |
| Aug-17      | 6         | 100%        | 8            | -20%        | 0.75        | 67        | 63%         | 11.17            | 91        | 93.1%        | 226,700         | -0.7%       | 174,500        | -48.8%       | 196,500        | -41.6%       | 281        |
| Sep-17      | 3         | -25%        | 4            | -20%        | 0.75        | 62        | 59%         | 20.67            | 139       | 95.8%        | 226,200         | 4.9%        | 232,500        | -38.7%       | 226,833        | -39.2%       | 281        |
| Oct-17      | 3         | -50%        | 8            | 60%         | 0.38        | 59        | 74%         | 19.67            | 67        | 90.4%        | 217,900         | -0.9%       | 177,500        | -31.2%       | 189,167        | -25.7%       | 270        |
| Nov-17      | 1         | -67%        | 10           | 25%         | 0.10        | 61        | 65%         | 61.00            | 202       | 77.2%        | 218,000         | -1.3%       | 108,000        | -32.5%       | 108,000        | -39.4%       | 271        |
| Dec-17      | 1         | -50%        | 2            | -33%        | 0.50        | 58        | 61%         | 58.00            | 279       | 96.3%        | 200,200         | -8.9%       | 260,000        | 112.2%       | 260,000        | 112.2%       | 248        |
| <b>2017</b> | <b>42</b> | <b>-16%</b> | <b>127</b>   | <b>30%</b>  | <b>0.33</b> | <b>58</b> | <b>59%</b>  | <b>16.52</b>     | <b>87</b> | <b>94.7%</b> | <b>221,342</b>  | <b>1.9%</b> | <b>239,000</b> | <b>-2.0%</b> | <b>234,417</b> | <b>-4.3%</b> | <b>275</b> |
| Jan-18      | 4         | 100%        | 6            | 0%          | 0.67        | 56        | 60%         | 14.00            | 208       | 94.0%        | 208,100         | 1.7%        | 190,250        | 65.1%        | 177,125        | 53.7%        | 258        |
| Feb-18      | -         | -100%       | 5            | -38%        | -           | 61        | 45%         | -                | -         | -            | 216,600         | 11.0%       | -              | -            | -              | -            | 269        |
| Mar-18      | 5         | 0%          | 15           | -25%        | 0.33        | 63        | 21%         | 12.60            | 104       | 93.9%        | 217,700         | -3.4%       | 210,000        | -16.7%       | 207,000        | -15.6%       | 270        |
| Apr-18      | 7         | 17%         | 17           | 70%         | 0.41        | 61        | 15%         | 8.71             | 204       | 92.6%        | 224,400         | -5.5%       | 220,000        | -14.2%       | 230,357        | -15.2%       | 278        |
| May-18      | 4         | 0%          | 14           | -33%        | 0.29        | 66        | 5%          | 16.50            | 92        | 95.5%        | 215,400         | -8.7%       | 243,000        | -4.7%        | 232,250        | -12.1%       | 267        |
| Jun-18      | 4         | -33%        | 14           | -22%        | 0.29        | 68        | -4%         | 17.00            | 85        | 94.1%        | 219,000         | -7.6%       | 232,750        | -24.2%       | 206,500        | -26.2%       | 272        |
| Jul-18      | 7         | 75%         | 13           | 8%          | 0.54        | 70        | -1%         | 10.00            | 87        | 93.8%        | 216,500         | -6.5%       | 270,000        | -6.9%        | 304,986        | 5.7%         | 269        |
| Aug-18      | 6         | 0%          | 7            | -13%        | 0.86        | 70        | 4%          | 11.67            | 91        | 92.6%        | 215,000         | -5.2%       | 237,500        | 36.1%        | 221,250        | 12.6%        | 267        |
| Sep-18      | 3         | 0%          | 6            | 50%         | 0.50        | 64        | 3%          | 21.33            | 196       | 96.0%        | 204,100         | -9.8%       | 295,000        | 26.9%        | 271,000        | 19.5%        | 253        |
| Oct-        |           |             |              |             |             |           |             |                  |           |              |                 |             |                |              |                |              |            |

**MEADOW LAKE**

|             | Sales     | Y/Y%        | New Listings | Y/Y%        | S/NL Ratio  | Inventory | Y/Y%        | Months of Supply | DOM        | SP/LP        | Benchmark Price | Y/Y%         | Median Price   | Y/Y%          | Average Price  | Y/Y%          | Index      |
|-------------|-----------|-------------|--------------|-------------|-------------|-----------|-------------|------------------|------------|--------------|-----------------|--------------|----------------|---------------|----------------|---------------|------------|
| Jan-19      | 2         | -50%        | 5            | -17%        | 0.40        | 48        | -14%        | 24.00            | 73         | 90.1%        | 201,600         | -3.1%        | 101,700        | -46.5%        | 101,700        | -42.6%        | 250        |
| Feb-19      | 1         | -           | 4            | -20%        | 0.25        | 47        | -23%        | 47.00            | 218        | 95.0%        | 199,900         | -7.7%        | 285,000        | -             | 285,000        | -             | 248        |
| Mar-19      | 2         | -60%        | 8            | -47%        | 0.25        | 50        | -21%        | 25.00            | 66         | 93.4%        | 208,900         | -4.0%        | 198,500        | -5.5%         | 198,500        | -4.1%         | 259        |
| Apr-19      | 1         | -86%        | 9            | -47%        | 0.11        | 54        | -11%        | 54.00            | 220        | 96.7%        | 204,900         | -8.7%        | 260,000        | 18.2%         | 260,000        | 12.9%         | 254        |
| May-19      | 5         | 25%         | 15           | 7%          | 0.33        | 55        | -17%        | 11.00            | 66         | 91.4%        | 220,300         | 2.3%         | 245,000        | 0.8%          | 278,600        | 20.0%         | 273        |
| Jun-19      | -         | -100%       | 10           | -29%        | -           | 56        | -18%        | -                | -          | -            | 216,600         | -1.1%        | -              | -             | -              | -             | 269        |
| Jul-19      | 8         | 14%         | 10           | -23%        | 0.80        | 48        | -31%        | 6.00             | 59         | 96.4%        | 216,200         | -0.1%        | 247,000        | -8.5%         | 229,569        | -24.7%        | 268        |
| Aug-19      | 4         | -33%        | 9            | 29%         | 0.44        | 50        | -29%        | 12.50            | 72         | 93.9%        | 212,000         | -1.4%        | 239,000        | 0.6%          | 225,750        | 2.0%          | 263        |
| Sep-19      | 8         | 167%        | 6            | 0%          | 1.33        | 42        | -34%        | 5.25             | 102        | 94.9%        | 208,300         | 2.1%         | 255,000        | -13.6%        | 261,050        | -3.7%         | 258        |
| Oct-19      | 3         | -25%        | 7            | 40%         | 0.43        | 40        | -29%        | 13.33            | 107        | 93.1%        | 217,100         | 6.9%         | 213,500        | 17.6%         | 204,167        | 19.5%         | 269        |
| Nov-19      | 4         | 100%        | 5            | 0%          | 0.80        | 35        | -30%        | 8.75             | 48         | 95.2%        | 225,200         | 9.4%         | 180,050        | -24.9%        | 176,025        | -26.6%        | 279        |
| Dec-19      | 2         | 100%        | 6            | 50%         | 0.33        | 36        | -25%        | 18.00            | 129        | 94.3%        | 224,900         | 12.7%        | 211,200        | 24.2%         | 211,200        | 24.2%         | 279        |
| <b>2019</b> | <b>40</b> | <b>-15%</b> | <b>94</b>    | <b>-15%</b> | <b>0.43</b> | <b>47</b> | <b>-23%</b> | <b>14.03</b>     | <b>85</b>  | <b>94.3%</b> | <b>212,992</b>  | <b>0.4%</b>  | <b>225,000</b> | <b>2.3%</b>   | <b>227,634</b> | <b>-0.2%</b>  | <b>264</b> |
| Jan-20      | 4         | 100%        | 9            | 80%         | 0.44        | 40        | -17%        | 10.00            | 71         | 89.6%        | 214,400         | 6.3%         | 187,500        | 84.4%         | 168,750        | 65.9%         | 266        |
| Feb-20      | 2         | 100%        | 8            | 100%        | 0.25        | 43        | -9%         | 21.50            | 22         | 95.7%        | 203,500         | 1.8%         | 293,750        | 3.1%          | 293,750        | 3.1%          | 253        |
| Mar-20      | 2         | 0%          | 5            | -38%        | 0.40        | 42        | -16%        | 21.00            | 96         | 91.4%        | 196,700         | -5.8%        | 127,500        | -35.8%        | 127,500        | -35.8%        | 244        |
| Apr-20      | 2         | 100%        | 4            | -56%        | 0.50        | 42        | -22%        | 21.00            | 89         | 94.8%        | 196,700         | -4.0%        | 255,000        | -1.9%         | 255,000        | -1.9%         | 244        |
| May-20      | 5         | 0%          | 8            | -47%        | 0.63        | 42        | -24%        | 8.40             | 118        | 93.9%        | 204,700         | -7.1%        | 295,000        | 20.4%         | 319,300        | 14.6%         | 254        |
| Jun-20      | 3         | -           | 9            | -10%        | 0.33        | 43        | -23%        | 14.33            | 54         | 95.9%        | 212,000         | -2.1%        | 378,000        | -             | 330,000        | -             | 263        |
| Jul-20      | 9         | 13%         | 13           | 30%         | 0.69        | 44        | -8%         | 4.89             | 201        | 89.5%        | 210,700         | -2.5%        | 190,000        | -23.1%        | 168,722        | -26.5%        | 261        |
| Aug-20      | 7         | 75%         | 11           | 22%         | 0.64        | 43        | -14%        | 6.14             | 70         | 96.9%        | 218,200         | 2.9%         | 267,000        | 11.7%         | 252,571        | 11.9%         | 271        |
| Sep-20      | 6         | -25%        | 10           | 67%         | 0.60        | 43        | 2%          | 7.17             | 28         | 97.0%        | 217,400         | 4.4%         | 192,500        | -24.5%        | 209,833        | -19.6%        | 270        |
| Oct-20      | 8         | 167%        | 8            | 14%         | 1.00        | 36        | -10%        | 4.50             | 99         | 94.2%        | 231,500         | 6.6%         | 226,500        | 6.1%          | 258,675        | 26.7%         | 287        |
| Nov-20      | 5         | 25%         | 3            | -40%        | 1.67        | 30        | -14%        | 6.00             | 95         | 95.3%        | 224,100         | -0.5%        | 275,000        | 52.7%         | 253,800        | 44.2%         | 278        |
| Dec-20      | 2         | 0%          | 4            | -33%        | 0.50        | 30        | -17%        | 15.00            | 202        | 93.0%        | 223,300         | -0.7%        | 332,500        | 57.4%         | 332,500        | 57.4%         | 277        |
| <b>2020</b> | <b>55</b> | <b>38%</b>  | <b>92</b>    | <b>-2%</b>  | <b>0.60</b> | <b>40</b> | <b>-15%</b> | <b>8.69</b>      | <b>102</b> | <b>94.2%</b> | <b>212,767</b>  | <b>-0.1%</b> | <b>220,000</b> | <b>-2.2%</b>  | <b>239,325</b> | <b>5.1%</b>   | <b>264</b> |
| Jan-21      | 5         | 25%         | 8            | -11%        | 0.63        | 31        | -23%        | 6.20             | 187        | 97.2%        | 223,700         | 4.3%         | 242,500        | 29.3%         | 267,900        | 58.8%         | 278        |
| Feb-21      | 8         | 300%        | 9            | 13%         | 0.89        | 29        | -33%        | 3.63             | 94         | 96.5%        | 233,400         | 14.7%        | 242,500        | -17.4%        | 265,438        | -9.6%         | 290        |
| Mar-21      | 5         | 150%        | 11           | 120%        | 0.45        | 35        | -17%        | 7.00             | 81         | 96.7%        | 236,200         | 20.1%        | 277,000        | 117.3%        | 311,800        | 144.5%        | 293        |
| Apr-21      | 8         | 300%        | 14           | 250%        | 0.57        | 38        | -10%        | 4.75             | 143        | 95.7%        | 245,900         | 25.0%        | 299,000        | 17.3%         | 307,875        | 20.7%         | 305        |
| May-21      | 10        | 100%        | 12           | 50%         | 0.83        | 39        | -7%         | 3.90             | 41         | 96.3%        | 249,700         | 22.0%        | 295,000        | 0.0%          | 292,900        | -8.3%         | 310        |
| Jun-21      | 4         | 33%         | 8            | -11%        | 0.50        | 41        | -5%         | 10.25            | 115        | 96.3%        | 237,900         | 12.2%        | 236,000        | -37.6%        | 231,375        | -29.9%        | 295        |
| Jul-21      | 4         | -56%        | 4            | -69%        | 1.00        | 38        | -14%        | 9.50             | 99         | 93.0%        | 231,200         | 9.7%         | 227,500        | 19.7%         | 277,250        | 64.3%         | 287        |
| Aug-21      | 3         | -57%        | 11           | 0%          | 0.27        | 45        | 5%          | 15.00            | 105        | 91.6%        | 230,300         | 5.5%         | 255,000        | -4.5%         | 251,667        | -0.4%         | 286        |
| Sep-21      | 2         | -67%        | 6            | -40%        | 0.33        | 46        | 7%          | 23.00            | 178        | 92.5%        | 235,100         | 8.1%         | 200,750        | 4.3%          | 200,750        | -4.3%         | 292        |
| Oct-21      | 4         | -50%        | 8            | 0%          | 0.50        | 43        | 19%         | 10.75            | 163        | 97.2%        | 238,800         | 3.2%         | 349,250        | 54.2%         | 319,625        | 23.6%         | 296        |
| Nov-21      | 5         | 0%          | 4            | 33%         | 1.25        | 38        | 27%         | 7.60             | 100        | 95.7%        | 240,200         | 7.2%         | 280,000        | 1.8%          | 333,100        | 31.2%         | 298        |
| Dec-21      | 5         | 150%        | 4            | 0%          | 1.25        | 35        | 17%         | 7.00             | 89         | 94.7%        | 235,600         | 5.5%         | 285,000        | -14.3%        | 292,000        | -12.2%        | 292        |
| <b>2021</b> | <b>63</b> | <b>15%</b>  | <b>99</b>    | <b>8%</b>   | <b>0.64</b> | <b>38</b> | <b>-4%</b>  | <b>7.27</b>      | <b>107</b> | <b>95.7%</b> | <b>236,500</b>  | <b>11.2%</b> | <b>277,000</b> | <b>25.9%</b>  | <b>285,857</b> | <b>19.4%</b>  | <b>293</b> |
| Jan-22      | 1         | -80%        | 2            | -75%        | 0.50        | 33        | 6%          | 33.00            | 124        | 92.9%        | 238,500         | 6.6%         | 315,000        | 29.9%         | 315,000        | 17.6%         | 296        |
| Feb-22      | 6         | -25%        | 12           | 33%         | 0.50        | 37        | 28%         | 6.17             | 154        | 96.6%        | 240,600         | 3.1%         | 355,000        | 46.4%         | 382,667        | 44.2%         | 299        |
| Mar-22      | 8         | 60%         | 5            | -55%        | 1.60        | 31        | -11%        | 3.88             | 78         | 96.5%        | 243,500         | 3.1%         | 271,500        | -2.0%         | 274,750        | -11.9%        | 302        |
| Apr-22      | 4         | -50%        | 15           | 7%          | 0.27        | 38        | 0%          | 9.50             | 98         | 97.0%        | 251,200         | 2.2%         | 297,500        | -0.5%         | 318,250        | 3.4%          | 312        |
| May-22      | 5         | -50%        | 19           | 58%         | 0.26        | 50        | 28%         | 10.00            | 106        | 96.2%        | 249,600         | 0.0%         | 360,000        | 22.0%         | 331,600        | 13.2%         | 310        |
| Jun-22      | 12        | 200%        | 7            | -13%        | 1.71        | 40        | -2%         | 3.33             | 72         | 95.1%        | 250,800         | 5.4%         | 231,000        | -2.1%         | 273,750        | 18.3%         | 311        |
| Jul-22      | 6         | 50%         | 10           | 150%        | 0.60        | 40        | 5%          | 6.67             | 127        | 91.6%        | 246,700         | 6.7%         | 212,250        | -6.7%         | 220,083        | -20.6%        | 306        |
| Aug-22      | 5         | 67%         | 8            | -27%        | 0.63        | 38        | -16%        | 7.60             | 113        | 96.1%        | 249,200         | 8.2%         | 258,000        | 1.2%          | 279,400        | 11.0%         | 309        |
| Sep-22      | 6         | 200%        | 4            | -33%        | 1.50        | 34        | -26%        | 5.67             | 79         | 95.5%        | 253,600         | 7.9%         | 249,500        | 24.3%         | 244,833        | 22.0%         | 315        |
| Oct-22      | 2         | -50%        | 7            | -13%        | 0.29        | 32        | -26%        | 16.00            | 41         | 98.0%        | 246,900         | 3.4%         | 350,000        | 0.2%          | 350,000        | 9.5%          | 306        |
| Nov-22      | 2         | -60%        | 12           | 200%        | 0.17        | 26        | -32%        | 13.00            | 55         | 96.0%        | 256,500         | 6.8%         | 290,500        | 3.8%          | 290,500        | -12.8%        | 318        |
| Dec-22      | 6         | 20%         | 3            | -25%        | 2.00        | 19        | -46%        | 3.17             | 72         | 99.3%        | 242,900         | 3.1%         | 233,500        | -18.1%        | 252,967        | -13.4%        | 301        |
| <b>2022</b> | <b>63</b> | <b>0%</b>   | <b>104</b>   | <b>5%</b>   | <b>0.61</b> | <b>35</b> | <b>-9%</b>  | <b>6.63</b>      | <b>93</b>  | <b>96.0%</b> | <b>247,500</b>  | <b>4.7%</b>  | <b>278,000</b> | <b>0.4%</b>   | <b>285,878</b> | <b>0.0%</b>   | <b>307</b> |
| Jan-23      | 2         | 100%        | 10           | 400%        | 0.20        | 26        | -21%        | 13.00            | 124        | 94.4%        | 227,700         | -4.5%        | 169,500        | -46.2%        | 169,500        | -46.2%        | 283        |
| Feb-23      |           |             |              |             |             |           |             |                  |            |              |                 |              |                |               |                |               |            |
| Mar-23      |           |             |              |             |             |           |             |                  |            |              |                 |              |                |               |                |               |            |
| Apr-23      |           |             |              |             |             |           |             |                  |            |              |                 |              |                |               |                |               |            |
| May-23      |           |             |              |             |             |           |             |                  |            |              |                 |              |                |               |                |               |            |
| Jun-23      |           |             |              |             |             |           |             |                  |            |              |                 |              |                |               |                |               |            |
| Jul-23      |           |             |              |             |             |           |             |                  |            |              |                 |              |                |               |                |               |            |
| Aug-23      |           |             |              |             |             |           |             |                  |            |              |                 |              |                |               |                |               |            |
| Sep-23      |           |             |              |             |             |           |             |                  |            |              |                 |              |                |               |                |               |            |
| Oct-23      |           |             |              |             |             |           |             |                  |            |              |                 |              |                |               |                |               |            |
| Nov-23      |           |             |              |             |             |           |             |                  |            |              |                 |              |                |               |                |               |            |
| Dec-23      |           |             |              |             |             |           |             |                  |            |              |                 |              |                |               |                |               |            |
| <b>2023</b> | <b>2</b>  | <b>100%</b> | <b>10</b>    | <b>400%</b> | <b>0.20</b> | <b>26</b> | <b>-21%</b> | <b>13.00</b>     | <b>124</b> | <b>94.4%</b> | <b>227,700</b>  | <b>-4.5%</b> | <b>169,500</b> | <b>-46.2%</b> | <b>169,500</b> | <b>-46.2%</b> | <b>283</b> |

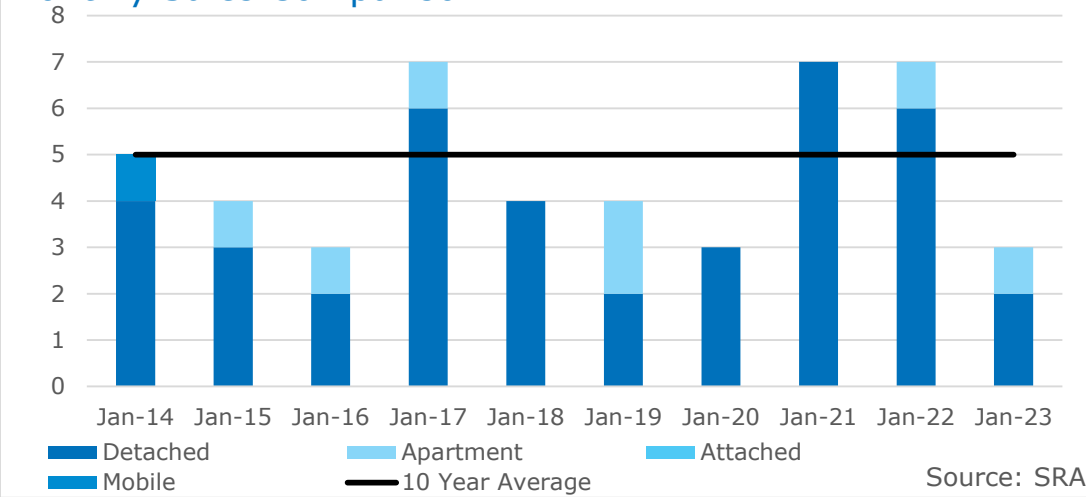
## MEADOW LAKE

|        | Sales | Y/Y%  | New Listings | Y/Y% | S/NL Ratio | Inventory | Y/Y% | Months of Supply | DOM | SP/LP | Benchmark Price | Y/Y%  | Median Price | Y/Y%   | Average Price | Y/Y%   | Index |
|--------|-------|-------|--------------|------|------------|-----------|------|------------------|-----|-------|-----------------|-------|--------------|--------|---------------|--------|-------|
| Jan-13 | 2     | -60%  | 9            | -44% | 0.22       | 37        | -14% | 18.50            | 133 | 90.2% | 197,400         | 1.5%  | 279,250      | -6.9%  | 279,250       | 32.7%  | 245   |
| Feb-13 | 2     | -60%  | 8            | 14%  | 0.25       | 41        | 0%   | 20.50            | 88  | 93.9% | 193,600         | 0.6%  | 169,500      | -15.3% | 169,500       | -30.4% | 240   |
| Mar-13 | 3     | -75%  | 16           | 14%  | 0.19       | 51        | 24%  | 17.00            | 31  | 95.1% | 200,800         | 1.8%  | 220,000      | 2.6%   | 259,000       | 30.3%  | 249   |
| Apr-13 | 10    | 25%   | 20           | 33%  | 0.50       | 58        | 35%  | 5.80             | 68  | 95.4% | 202,000         | -1.8% | 212,500      | -11.6% | 215,150       | -13.9% | 251   |
| May-13 | 6     | 20%   | 16           | -6%  | 0.38       | 63        | 29%  | 10.50            | 48  | 95.2% | 202,900         | -4.5% | 181,500      | -11.5% | 194,750       | -21.4% | 252   |
| Jun-13 | 15    | 200%  | 13           | 0%   | 1.15       | 53        | 2%   | 3.53             | 69  | 96.4% | 208,000         | -0.8% | 259,000      | 20.5%  | 280,000       | 15.6%  | 258   |
| Jul-13 | 6     | -14%  | 10           | 0%   | 0.60       | 49        | -4%  | 8.17             | 103 | 96.1% | 207,200         | -4.0% | 250,500      | 16.5%  | 250,052       | 14.3%  | 257   |
| Aug-13 | 5     | -17%  | 8            | -11% | 0.63       | 46        | -8%  | 9.20             | 110 | 94.5% | 208,100         | 2.7%  | 158,000      | -29.0% | 172,400       | -32.1% | 258   |
| Sep-13 | 10    | 67%   | 7            | 17%  | 1.43       | 36        | -16% | 3.60             | 60  | 96.0% | 209,500         | 4.4%  | 240,000      | 1.1%   | 261,700       | 3.2%   | 260   |
| Oct-13 | 2     | -50%  | 8            | 60%  | 0.25       | 33        | -18% | 16.50            | 104 | 96.8% | 202,300         | 0.9%  | 230,000      | 27.4%  | 230,000       | 20.8%  | 251   |
| Nov-13 | 6     | 200%  | 5            | -17% | 1.20       | 29        | -24% | 4.83             | 76  | 95.1% | 206,600         | 5.0%  | 271,000      | -1.5%  | 241,167       | -12.3% | 256   |
| Dec-13 | 1     | -80%  | 1            | -83% | 1.00       | 23        | -32% | 23.00            | 144 | 92.2% | 204,500         | 4.4%  | 244,250      | -19.9% | 244,250       | -15.2% | 254   |
| 2013   | 68    | -3%   | 121          | -2%  | 0.56       | 43        | -1%  | 7.63             | 75  | 95.5% | 203,575         | 0.8%  | 241,000      | 10.8%  | 240,074       | 2.3%   | 253   |
| Jan-14 | 4     | 100%  | 9            | 0%   | 0.44       | 24        | -35% | 6.00             | 144 | 95.7% | 210,700         | 6.7%  | 248,000      | -11.2% | 240,000       | -14.1% | 261   |
| Feb-14 | 3     | 50%   | 2            | -75% | 1.50       | 22        | -46% | 7.33             | 72  | 96.2% | 208,100         | 7.5%  | 218,000      | 28.6%  | 238,333       | 40.6%  | 258   |
| Mar-14 | 6     | 100%  | 10           | -38% | 0.60       | 25        | -51% | 4.17             | 77  | 95.5% | 203,600         | 1.4%  | 223,750      | 1.7%   | 237,833       | -8.2%  | 253   |
| Apr-14 | 6     | -40%  | 13           | -35% | 0.46       | 28        | -52% | 4.67             | 65  | 96.6% | 209,100         | 3.5%  | 266,000      | 25.2%  | 242,417       | 12.7%  | 259   |
| May-14 | 11    | 83%   | 13           | -19% | 0.85       | 30        | -52% | 2.73             | 56  | 95.1% | 213,300         | 5.1%  | 240,000      | 32.2%  | 261,682       | 34.4%  | 265   |
| Jun-14 | 9     | -40%  | 12           | -8%  | 0.75       | 32        | -40% | 3.56             | 58  | 96.7% | 220,800         | 6.2%  | 335,000      | 29.3%  | 314,667       | 12.4%  | 274   |
| Jul-14 | 12    | 100%  | 12           | 20%  | 1.00       | 28        | -43% | 2.33             | 63  | 97.1% | 220,800         | 6.6%  | 259,000      | 3.4%   | 265,958       | 6.4%   | 274   |
| Aug-14 | 2     | -60%  | 7            | -13% | 0.29       | 31        | -33% | 15.50            | 41  | 97.3% | 216,800         | 4.2%  | 240,500      | 52.2%  | 240,500       | 39.5%  | 269   |
| Sep-14 | 5     | -50%  | 8            | 14%  | 0.63       | 32        | -11% | 6.40             | 66  | 97.2% | 216,100         | 3.2%  | 246,000      | 2.5%   | 227,100       | -13.2% | 268   |
| Oct-14 | 7     | 250%  | 8            | 0%   | 0.88       | 30        | -9%  | 4.29             | 40  | 96.7% | 212,500         | 5.0%  | 274,000      | 19.1%  | 281,843       | 22.5%  | 264   |
| Nov-14 | 5     | -17%  | 3            | -40% | 1.67       | 26        | -10% | 5.20             | 92  | 94.8% | 210,800         | 2.0%  | 230,000      | -15.1% | 237,660       | -1.5%  | 262   |
| Dec-14 | 5     | 400%  | 4            | 300% | 1.25       | 22        | -4%  | 4.40             | 36  | 95.5% | 211,800         | 3.6%  | 325,000      | 33.1%  | 348,500       | 42.7%  | 263   |
| 2014   | 75    | 10%   | 101          | -17% | 0.74       | 28        | -36% | 4.40             | 65  | 96.2% | 212,867         | 4.6%  | 270,000      | 12.0%  | 266,383       | 11.0%  | 264   |
| Jan-15 | 2     | -50%  | 8            | -11% | 0.25       | 27        | 13%  | 13.50            | 139 | 90.4% | 204,400         | -3.0% | 259,000      | 4.4%   | 259,000       | 7.9%   | 254   |
| Feb-15 | 7     | 133%  | 5            | 150% | 1.40       | 24        | 9%   | 3.43             | 104 | 96.9% | 209,200         | 0.5%  | 275,000      | 2.6%   | 229,786       | -3.6%  | 260   |
| Mar-15 | 3     | -50%  | 9            | -10% | 0.33       | 28        | 12%  | 9.33             | 103 | 96.6% | 214,100         | 5.2%  | 259,000      | 15.8%  | 253,333       | 6.5%   | 266   |
| Apr-15 | 2     | -67%  | 11           | -15% | 0.18       | 35        | 25%  | 17.50            | 97  | 95.4% | 221,800         | 6.1%  | 276,500      | 3.9%   | 276,500       | 14.1%  | 275   |
| May-15 | 7     | -36%  | 7            | -46% | 1.00       | 33        | 10%  | 4.71             | 101 | 96.8% | 216,300         | 1.4%  | 278,000      | 15.8%  | 268,571       | 2.6%   | 268   |
| Jun-15 | 6     | -33%  | 8            | -33% | 0.75       | 35        | 9%   | 5.83             | 63  | 93.9% | 215,500         | -2.4% | 208,500      | -37.8% | 210,583       | -33.1% | 267   |
| Jul-15 | 3     | -75%  | 11           | -8%  | 0.27       | 38        | 36%  | 12.67            | 156 | 95.6% | 215,400         | -2.4% | 280,000      | 8.1%   | 308,333       | 15.9%  | 267   |
| Aug-15 | 12    | 500%  | 8            | 14%  | 1.50       | 33        | 6%   | 2.75             | 66  | 96.5% | 214,500         | -1.1% | 268,000      | 11.4%  | 287,542       | 19.6%  | 266   |
| Sep-15 | 4     | -20%  | 7            | -13% | 0.57       | 29        | -9%  | 7.25             | 84  | 95.9% | 218,600         | 1.2%  | 305,000      | 24.0%  | 301,750       | 32.9%  | 271   |
| Oct-15 | 3     | -57%  | 4            | -50% | 0.75       | 25        | -17% | 8.33             | 24  | 92.8% | 216,400         | 1.8%  | 225,000      | -17.9% | 206,667       | -26.7% | 269   |
| Nov-15 | 2     | -60%  | 4            | 33%  | 0.50       | 25        | -4%  | 12.50            | 116 | 88.2% | 222,600         | 5.6%  | 206,000      | -10.4% | 206,000       | -13.3% | 276   |
| Dec-15 | 3     | -40%  | 3            | -25% | 1.00       | 23        | 5%   | 7.67             | 47  | 96.6% | 218,200         | 3.0%  | 282,500      | -13.1% | 298,500       | -14.3% | 271   |
| 2015   | 54    | -28%  | 85           | -16% | 0.64       | 30        | 8%   | 6.57             | 86  | 95.5% | 215,583         | 1.3%  | 265,000      | -1.9%  | 260,981       | -2.0%  | 267   |
| Jan-16 | -     | -100% | 1            | -88% | -          | 22        | -19% | -                | -   | -     | 214,600         | 5.0%  | -            | -      | -             | -      | 266   |
| Feb-16 | 5     | -29%  | 5            | 0%   | 1.00       | 22        | -8%  | 4.40             | 78  | 95.1% | 207,600         | -0.8% | 289,000      | 5.1%   | 285,800       | 24.4%  | 258   |
| Mar-16 | 1     | -67%  | 8            | -11% | 0.13       | 29        | 4%   | 29.00            | 183 | 95.9% | 204,100         | -4.7% | 165,000      | -36.3% | 165,000       | -34.9% | 253   |
| Apr-16 | 7     | 250%  | 14           | 27%  | 0.50       | 32        | -9%  | 4.57             | 138 | 95.7% | 212,300         | -4.3% | 236,500      | -14.5% | 217,286       | -21.4% | 263   |
| May-16 | 7     | 0%    | 14           | 100% | 0.50       | 38        | 15%  | 5.43             | 67  | 97.0% | 215,600         | -0.3% | 177,000      | -36.3% | 210,929       | -21.5% | 268   |
| Jun-16 | 5     | -17%  | 10           | 25%  | 0.50       | 39        | 11%  | 7.80             | 67  | 93.8% | 222,800         | 3.4%  | 242,900      | 16.5%  | 191,380       | -9.1%  | 276   |
| Jul-16 | 4     | 33%   | 7            | -36% | 0.57       | 38        | 0%   | 9.50             | 56  | 96.9% | 224,400         | 4.2%  | 347,000      | 23.9%  | 353,375       | 14.6%  | 278   |
| Aug-16 | 3     | -75%  | 7            | -13% | 0.43       | 36        | 9%   | 12.00            | 24  | 97.5% | 228,300         | 6.4%  | 341,000      | 27.2%  | 336,667       | 17.1%  | 283   |
| Sep-16 | 4     | 0%    | 5            | -29% | 0.80       | 34        | 17%  | 8.50             | 170 | 92.5% | 215,700         | -1.3% | 379,000      | 24.3%  | 373,250       | 23.7%  | 268   |
| Oct-16 | 5     | 67%   | 5            | 25%  | 1.00       | 30        | 20%  | 6.00             | 105 | 96.5% | 219,900         | 1.6%  | 276,000      | 22.7%  | 281,000       | 36.0%  | 273   |
| Nov-16 | 2     | 0%    | 8            | 100% | 0.25       | 34        | 36%  | 17.00            | 146 | 90.6% | 220,900         | -0.8% | 187,500      | -9.0%  | 187,500       | -9.0%  | 274   |
| Dec-16 | 2     | -33%  | 2            | -33% | 1.00       | 32        | 39%  | 16.00            | 108 | 88.1% | 219,800         | 0.7%  | 122,500      | -56.6% | 122,500       | -59.0% | 273   |
| 2016   | 45    | -17%  | 86           | 1%   | 0.52       | 32        | 9%   | 8.58             | 97  | 95.2% | 217,167         | 0.7%  | 255,000      | -3.8%  | 255,331       | -2.2%  | 269   |
| Jan-17 | 2     | -     | 5            | 400% | 0.40       | 32        | 45%  | 16.00            | 49  | 85.7% | 204,600         | -4.7% | 115,250      | -      | 115,250       | -      | 254   |
| Feb-17 | -     | -100% | 7            | 40%  | -          | 39        | 77%  | -                | -   | -     | 195,100         | -6.0% | -            | -      | -             | -      | 242   |
| Mar-17 | 4     | 300%  | 16           | 100% | 0.25       | 46        | 59%  | 11.50            | 38  | 96.6% | 225,400         | 10.4% | 243,500      | 47.6%  | 227,125       | 37.7%  | 280   |
| Apr-17 | 6     | -14%  | 8            | -43% | 0.75       | 45        | 41%  | 7.50             | 85  | 95.5% | 237,400         | 11.8% | 256,500      | 8.5%   | 271,667       | 25.0%  | 295   |
| May-17 | 4     | -43%  | 18           | 29%  | 0.22       | 56        | 47%  | 14.00            | 88  | 95.0% | 235,900         | 9.4%  | 255,000      | 44.1%  | 264,250       | 25.3%  | 293   |
| Jun-17 | 4     | -20%  | 16           | 60%  | 0.25       | 66        | 69%  | 16.50            | 115 | 96.8% | 237,100         | 6.4%  | 372,000      | 53.1%  | 366,000       | 91.2%  | 294   |
| Jul-17 | 4     | 0%    | 10           | 43%  | 0.40       | 64        | 68%  | 16.00            | 45  | 96.9% | 231,600         | 3.2%  | 290,000      | -16.4% | 288,625       | -18.3% | 287   |
| Aug-17 | 5     | 67%   | 8            | 14%  | 0.63       | 61        | 69%  | 12.20            | 75  | 93.1% | 226,700         | -0.7% | 164,000      | -51.9% | 168,800       | -49.9% | 281   |
| Sep-17 | 3     | -25%  | 4            | -20% | 0.75       | 56        | 65%  | 18.67            | 139 | 95.8% | 226,200         | 4.9%  | 232,500      | -38.7% | 226,833       | -39.2% | 281   |
| Oct-17 | 3     | -40%  | 8            | 60%  | 0.38       | 55        | 83%  | 18.33            | 67  | 90.4% | 217,900         | -0.9% | 177,500      | -35.7% | 189,167       | -32.7% | 270   |
| Nov-17 | 1     | -50%  | 10           | 25%  | 0.10       | 57        | 68%  | 57.00            | 202 | 77.2% | 218,000         | -1.3% | 108,000      | -42.4% | 108,000       | -42.4% | 271   |
| Dec-17 | 1     | -50%  | 1            | -50% | 1.00       | 54        | 69%  | 54.00            | 279 | 96.3% | 200,200         | -8.9% | 260,000      | 112.2% | 260,000       | 112.2% | 248   |
| 2017   | 37    | -18%  | 111          | 29%  | 0.33       | 53        | 63%  | 17.05            | 87  | 94.8% | 221,342         | 1.9%  | 243,000      | -4.7%  | 240,662       | -5.7%  | 275   |
| Jan-18 | 4     | 100%  | 6            | 20%  | 0.67       | 52        | 63%  | 13.00            | 208 | 94.0% | 208,100         | 1.7%  | 190,250      | 65.1%  | 177,125       | 53.7%  | 258   |
| Feb-18 | -     | -     | 5            | -29% | -          | 57        | 46%  | -                | -   | -     | 216,600         | 11.0% | -            | -      | -             | -      | 269   |
| Mar-18 | 5     | 25%   | 13           | -19% | 0.38       | 57        | 24%  | 11.40            | 104 | 93.9% | 217,700         | -3.4% | 210,000      | -13.8% | 207,000       | -8.9%  | 270   |
| Apr-18 | 7     | 17%   | 13           | 63%  | 0.54       | 53        | 18%  | 7.57             | 204 | 92.6% | 224,400         | -5.5% | 220,000      | -14.2% | 230,357       | -15.2% | 278   |
| May-18 | 3     | -25%  | 11           | -39% | 0.27       | 58        | 4%   | 19.33            | 119 | 95.4% | 215,400         | -8.7% | 219,000      | -14.1% | 220,667       | -16.5% | 267   |
| Jun-18 | 3     | -25%  | 12           | -25% | 0.25       | 59        | -11% | 19.67            | 101 | 94.2% | 219,000         | -7.6% | 240,000      | -35.5% | 239,500       | -34.6% | 272   |
| Jul-18 | 7     | 75%   | 10           | 0%   | 0.70       | 58        | -9%  | 8.29             | 87  | 93.8% | 216,500         | -6.5% | 270,000      | -6.9%  | 304,986       | 5.7%   | 269   |
| Aug-18 | 5     | 0%    | 7            | -13% | 0.71       | 59        | -3%  | 11.80            | 82  | 93.5% | 215,000         | -5.2% | 255,000      | 55.5%  | 221,500       | 31.2%  | 267   |
| Sep-18 | 3     | 0%    | 5            | 25%  | 0.60       | 54        | -4%  | 18.00            | 196 | 96.0% | 204,100         | -9.8% | 295,000      | 26.9%  | 271,000       | 19.5%  | 253   |
| Oct-18 | 3     | 0%    | 3            | -63% | 1.00       | 46        | -16% | 15.33            | 73  | 94.6% | 203,000         | -6.8% | 170,999      | -3.7%  | 160,166       | -15.3% | 252   |
| Nov-18 | 2     | 100%  | 5            | -50% | 0.40       | 40        | -30% | 20.00            | 202 | 96.1% | 205,800         | -5.6% | 239,750      | 122.0% | 239,750       | 122.0% | 255   |
| Dec-18 | -     | -100% | 4            | 300% | -          | 41        | -24% | -                | -   | -     | 199,600         | -0.3% | -            | -      | -             | -      |       |



| MEADOW LAKE |           |             |              |             |             |           |             |                  |            |              |                 |              |                |              |                |              |            |
|-------------|-----------|-------------|--------------|-------------|-------------|-----------|-------------|------------------|------------|--------------|-----------------|--------------|----------------|--------------|----------------|--------------|------------|
|             | Sales     | Y/Y%        | New Listings | Y/Y%        | S/NL Ratio  | Inventory | Y/Y%        | Months of Supply | DOM        | SP/LP        | Benchmark Price | Y/Y%         | Median Price   | Y/Y%         | Average Price  | Y/Y%         | Index      |
| Jan-19      | 1         | -75%        | 5            | -17%        | 0.20        | 42        | -19%        | 42.00            | 45         | 90.1%        | 201,600         | -3.1%        | 135,000        | -29.0%       | 135,000        | -23.8%       | 250        |
| Feb-19      | 1         | -           | 3            | -40%        | 0.33        | 40        | -30%        | 40.00            | 218        | 95.0%        | 199,900         | -7.7%        | 285,000        | -            | 285,000        | -            | 248        |
| Mar-19      | 2         | -60%        | 8            | -38%        | 0.25        | 43        | -25%        | 21.50            | 66         | 93.4%        | 208,900         | -4.0%        | 198,500        | -5.5%        | 198,500        | -4.1%        | 259        |
| Apr-19      | 1         | -86%        | 8            | -38%        | 0.13        | 46        | -13%        | 46.00            | 220        | 96.7%        | 204,900         | -8.7%        | 260,000        | 18.2%        | 260,000        | 12.9%        | 254        |
| May-19      | 5         | 67%         | 13           | 18%         | 0.38        | 46        | -21%        | 9.20             | 66         | 91.4%        | 220,300         | 2.3%         | 245,000        | 11.9%        | 278,600        | 26.3%        | 273        |
| Jun-19      | -         | -100%       | 9            | -25%        | -           | 48        | -19%        | -                | -          | -            | 216,600         | -1.1%        | -              | -            | -              | -            | 269        |
| Jul-19      | 8         | 14%         | 9            | -10%        | 0.89        | 41        | -29%        | 5.13             | 59         | 96.4%        | 216,200         | -0.1%        | 247,000        | -8.5%        | 229,569        | -24.7%       | 268        |
| Aug-19      | 4         | -20%        | 8            | 14%         | 0.50        | 43        | -27%        | 10.75            | 72         | 93.9%        | 212,000         | -1.4%        | 239,000        | -6.3%        | 225,750        | 1.9%         | 263        |
| Sep-19      | 6         | 100%        | 4            | -20%        | 1.50        | 36        | -33%        | 6.00             | 115        | 95.1%        | 208,300         | 2.1%         | 328,500        | 11.4%        | 296,000        | 9.2%         | 258        |
| Oct-19      | 2         | -33%        | 5            | 67%         | 0.40        | 34        | -26%        | 17.00            | 123        | 98.1%        | 217,100         | 6.9%         | 266,250        | 55.7%        | 266,250        | 66.2%        | 269        |
| Nov-19      | 3         | 50%         | 4            | -20%        | 0.75        | 29        | -28%        | 9.67             | 60         | 93.5%        | 225,200         | 9.4%         | 100,000        | -58.3%       | 141,700        | -40.9%       | 279        |
| Dec-19      | 2         | -           | 5            | 25%         | 0.40        | 29        | -29%        | 14.50            | 129        | 94.3%        | 224,900         | 12.7%        | 211,200        | -            | 211,200        | -            | 279        |
| <b>2019</b> | <b>35</b> | <b>-17%</b> | <b>81</b>    | <b>-14%</b> | <b>0.43</b> | <b>40</b> | <b>-25%</b> | <b>13.63</b>     | <b>88</b>  | <b>94.6%</b> | <b>212,992</b>  | <b>0.4%</b>  | <b>237,000</b> | <b>6.4%</b>  | <b>239,016</b> | <b>2.9%</b>  | <b>264</b> |
| Jan-20      | 3         | 200%        | 5            | 0%          | 0.60        | 31        | -26%        | 10.33            | 77         | 89.2%        | 214,400         | 6.3%         | 205,000        | 51.9%        | 201,667        | 49.4%        | 266        |
| Feb-20      | 1         | 0%          | 8            | 167%        | 0.13        | 35        | -13%        | 35.00            | 18         | 94.0%        | 203,500         | 1.8%         | 337,500        | 18.4%        | 337,500        | 18.4%        | 253        |
| Mar-20      | 2         | 0%          | 4            | -50%        | 0.50        | 34        | -21%        | 17.00            | 96         | 91.4%        | 196,700         | -5.8%        | 127,500        | -35.8%       | 127,500        | -35.8%       | 244        |
| Apr-20      | 1         | 0%          | 3            | -63%        | 0.33        | 36        | -22%        | 36.00            | 73         | 93.9%        | 196,700         | -4.0%        | 290,000        | 11.5%        | 290,000        | 11.5%        | 244        |
| May-20      | 5         | 0%          | 6            | -54%        | 0.83        | 35        | -24%        | 7.00             | 118        | 93.9%        | 204,700         | -7.1%        | 295,000        | 20.4%        | 319,300        | 14.6%        | 254        |
| Jun-20      | 2         | -           | 7            | -22%        | 0.29        | 36        | -25%        | 18.00            | 43         | 96.8%        | 212,000         | -2.1%        | 306,000        | -            | 306,000        | -            | 263        |
| Jul-20      | 6         | -25%        | 11           | 22%         | 0.55        | 38        | -7%         | 6.33             | 218        | 87.5%        | 210,700         | -2.5%        | 191,500        | -22.5%       | 169,500        | -26.2%       | 261        |
| Aug-20      | 6         | 50%         | 9            | 13%         | 0.67        | 36        | -16%        | 6.00             | 79         | 97.3%        | 218,200         | 2.9%         | 272,000        | 13.8%        | 276,333        | 22.4%        | 271        |
| Sep-20      | 5         | -17%        | 7            | 75%         | 0.71        | 35        | -3%         | 7.00             | 30         | 97.5%        | 217,400         | 4.4%         | 180,000        | -45.2%       | 185,000        | -37.5%       | 270        |
| Oct-20      | 4         | 100%        | 5            | 0%          | 0.80        | 29        | -15%        | 7.25             | 134        | 96.2%        | 231,500         | 6.6%         | 287,500        | 8.0%         | 287,500        | 8.0%         | 287        |
| Nov-20      | 4         | 33%         | 2            | -50%        | 2.00        | 26        | -10%        | 6.50             | 101        | 95.7%        | 224,100         | -0.5%        | 312,500        | 212.5%       | 292,500        | 106.4%       | 278        |
| Dec-20      | 2         | 0%          | 2            | -60%        | 1.00        | 24        | -17%        | 12.00            | 202        | 93.0%        | 223,300         | -0.7%        | 332,500        | 57.4%        | 332,500        | 57.4%        | 277        |
| <b>2020</b> | <b>41</b> | <b>17%</b>  | <b>69</b>    | <b>-15%</b> | <b>0.59</b> | <b>33</b> | <b>-17%</b> | <b>9.63</b>      | <b>109</b> | <b>94.3%</b> | <b>212,767</b>  | <b>-0.1%</b> | <b>230,000</b> | <b>-3.0%</b> | <b>250,756</b> | <b>4.9%</b>  | <b>264</b> |
| Jan-21      | 5         | 67%         | 7            | 40%         | 0.71        | 24        | -23%        | 4.80             | 187        | 97.2%        | 223,700         | 4.3%         | 242,500        | 18.3%        | 267,900        | 32.8%        | 278        |
| Feb-21      | 8         | 700%        | 9            | 13%         | 0.89        | 22        | -37%        | 2.75             | 94         | 96.5%        | 233,400         | 14.7%        | 242,500        | -28.1%       | 265,438        | -21.4%       | 290        |
| Mar-21      | 4         | 100%        | 8            | 100%        | 0.50        | 26        | -24%        | 6.50             | 64         | 95.4%        | 236,200         | 20.1%        | 273,000        | 114.1%       | 281,000        | 120.4%       | 293        |
| Apr-21      | 8         | 700%        | 14           | 367%        | 0.57        | 29        | -19%        | 3.63             | 143        | 95.7%        | 245,900         | 25.0%        | 299,000        | 3.1%         | 307,875        | 6.2%         | 305        |
| May-21      | 9         | 80%         | 10           | 67%         | 0.90        | 29        | -17%        | 3.22             | 37         | 96.0%        | 249,700         | 22.0%        | 300,000        | 1.7%         | 304,444        | -4.7%        | 310        |
| Jun-21      | 2         | 0%          | 7            | 0%          | 0.29        | 32        | -11%        | 16.00            | 173        | 96.9%        | 237,900         | 12.2%        | 236,000        | -22.9%       | 236,000        | -22.9%       | 295        |
| Jul-21      | 4         | -33%        | 4            | -64%        | 1.00        | 31        | -18%        | 7.75             | 99         | 93.0%        | 231,200         | 9.7%         | 227,500        | 18.8%        | 277,250        | 63.6%        | 287        |
| Aug-21      | 3         | -50%        | 10           | 11%         | 0.30        | 37        | 3%          | 12.33            | 105        | 91.6%        | 230,300         | 5.5%         | 255,000        | -6.3%        | 251,667        | -8.9%        | 286        |
| Sep-21      | 2         | -60%        | 4            | -43%        | 0.50        | 38        | 9%          | 19.00            | 178        | 92.5%        | 235,100         | 8.1%         | 200,750        | 11.5%        | 200,750        | 8.5%         | 292        |
| Oct-21      | 3         | -25%        | 8            | 60%         | 0.38        | 36        | 24%         | 12.00            | 166        | 97.4%        | 238,800         | 3.2%         | 349,500        | 21.6%        | 362,833        | 26.2%        | 296        |
| Nov-21      | 5         | 25%         | 4            | 100%        | 1.25        | 32        | 23%         | 6.40             | 100        | 95.7%        | 240,200         | 7.2%         | 280,000        | -10.4%       | 333,100        | 13.9%        | 298        |
| Dec-21      | 5         | 150%        | 2            | 0%          | 2.50        | 28        | 17%         | 5.60             | 89         | 94.7%        | 235,600         | 5.5%         | 285,000        | -14.3%       | 292,000        | -12.2%       | 292        |
| <b>2021</b> | <b>58</b> | <b>41%</b>  | <b>87</b>    | <b>26%</b>  | <b>0.67</b> | <b>30</b> | <b>-8%</b>  | <b>6.28</b>      | <b>108</b> | <b>95.6%</b> | <b>236,500</b>  | <b>11.2%</b> | <b>280,000</b> | <b>21.7%</b> | <b>288,647</b> | <b>15.1%</b> | <b>293</b> |
| Jan-22      | -         | -100%       | 2            | -71%        | -           | 28        | 17%         | -                | -          | -            | 238,500         | 6.6%         | -              | -            | -              | -            | 296        |
| Feb-22      | 4         | -50%        | 11           | 22%         | 0.36        | 33        | 50%         | 8.25             | 101        | 96.7%        | 240,600         | 3.1%         | 392,500        | 61.9%        | 414,000        | 56.0%        | 299        |
| Mar-22      | 6         | 50%         | 5            | -38%        | 1.20        | 29        | 12%         | 4.83             | 85         | 98.1%        | 243,500         | 3.1%         | 301,500        | 10.4%        | 313,833        | 11.7%        | 302        |
| Apr-22      | 4         | -50%        | 14           | 0%          | 0.29        | 35        | 21%         | 8.75             | 98         | 97.0%        | 251,200         | 2.2%         | 297,500        | -0.5%        | 318,250        | 3.4%         | 312        |
| May-22      | 5         | -44%        | 17           | 70%         | 0.29        | 46        | 59%         | 9.20             | 106        | 96.2%        | 249,600         | 0.0%         | 360,000        | 20.0%        | 331,600        | 8.9%         | 310        |
| Jun-22      | 11        | 450%        | 7            | 0%          | 1.57        | 37        | 16%         | 3.36             | 76         | 95.1%        | 250,800         | 5.4%         | 245,000        | 3.8%         | 290,227        | 23.0%        | 311        |
| Jul-22      | 6         | 50%         | 9            | 125%        | 0.67        | 36        | 16%         | 6.00             | 127        | 91.6%        | 246,700         | 6.7%         | 212,250        | -6.7%        | 220,083        | -20.6%       | 306        |
| Aug-22      | 5         | 67%         | 7            | -30%        | 0.71        | 34        | -8%         | 6.80             | 113        | 96.1%        | 249,200         | 8.2%         | 258,000        | 1.2%         | 279,400        | 11.0%        | 309        |
| Sep-22      | 5         | 150%        | 4            | 0%          | 1.25        | 31        | -18%        | 6.20             | 91         | 95.7%        | 253,600         | 7.9%         | 250,000        | 24.5%        | 267,800        | 33.4%        | 315        |
| Oct-22      | 2         | -33%        | 6            | -25%        | 0.33        | 30        | -17%        | 15.00            | 41         | 98.0%        | 246,900         | 3.4%         | 350,000        | 0.1%         | 350,000        | -3.5%        | 306        |
| Nov-22      | 2         | -60%        | 11           | 175%        | 0.18        | 24        | -25%        | 12.00            | 55         | 96.0%        | 256,500         | 6.8%         | 290,500        | 3.8%         | 290,500        | -12.8%       | 318        |
| Dec-22      | 5         | 0%          | 2            | 0%          | 2.50        | 18        | -36%        | 3.60             | 85         | 93.2%        | 242,900         | 3.1%         | 150,000        | -47.4%       | 193,560        | -33.7%       | 301        |
| <b>2022</b> | <b>55</b> | <b>-5%</b>  | <b>95</b>    | <b>9%</b>   | <b>0.58</b> | <b>32</b> | <b>5%</b>   | <b>6.93</b>      | <b>92</b>  | <b>95.8%</b> | <b>247,500</b>  | <b>4.7%</b>  | <b>278,000</b> | <b>-0.7%</b> | <b>290,324</b> | <b>0.6%</b>  | <b>307</b> |
| Jan-23      | 2         | -           | 9            | 350%        | 0.22        | 24        | -14%        | 12.00            | 124        | 94.4%        | 227,700         | -4.5%        | 169,500        | -            | 169,500        | -            | 283        |
| Feb-23      |           |             |              |             |             |           |             |                  |            |              |                 |              |                |              |                |              |            |
| Mar-23      |           |             |              |             |             |           |             |                  |            |              |                 |              |                |              |                |              |            |
| Apr-23      |           |             |              |             |             |           |             |                  |            |              |                 |              |                |              |                |              |            |
| May-23      |           |             |              |             |             |           |             |                  |            |              |                 |              |                |              |                |              |            |
| Jun-23      |           |             |              |             |             |           |             |                  |            |              |                 |              |                |              |                |              |            |
| Jul-23      |           |             |              |             |             |           |             |                  |            |              |                 |              |                |              |                |              |            |
| Aug-23      |           |             |              |             |             |           |             |                  |            |              |                 |              |                |              |                |              |            |
| Sep-23      |           |             |              |             |             |           |             |                  |            |              |                 |              |                |              |                |              |            |
| Oct-23      |           |             |              |             |             |           |             |                  |            |              |                 |              |                |              |                |              |            |
| Nov-23      |           |             |              |             |             |           |             |                  |            |              |                 |              |                |              |                |              |            |
| Dec-23      |           |             |              |             |             |           |             |                  |            |              |                 |              |                |              |                |              |            |
| <b>2023</b> | <b>2</b>  | <b>-</b>    | <b>9</b>     | <b>350%</b> | <b>0.22</b> | <b>24</b> | <b>-14%</b> | <b>12.00</b>     | <b>124</b> | <b>94.4%</b> | <b>227,700</b>  | <b>-4.5%</b> | <b>169,500</b> | <b>-</b>     | <b>169,500</b> | <b>-</b>     | <b>283</b> |

**Monthly Sales Comparison**



**SALES**

**3**

57.1% Y/Y ↓ 57.1% YTD ↓  
10-year average spread YTD  
40.0% ↓ 40.0% ↓

**NEW LISTINGS**

**9**

12.5% Y/Y ↑ 12.5% YTD ↑  
10-year average spread YTD  
25.6% ↓ 25.6% ↓

**INVENTORY**

**27**

3.6% Y/Y ↓ Monthly trend\* ↓  
10-year average spread YTD  
47.0% ↓ 47.0% ↓

**MONTHS OF SUPPLY**

**9.00**

125% Y/Y ↑ Monthly trend\* ↓  
10-year average spread YTD  
20.9% ↓ 20.9% ↓



**TOTAL RESIDENTIAL BENCHMARK PRICE**

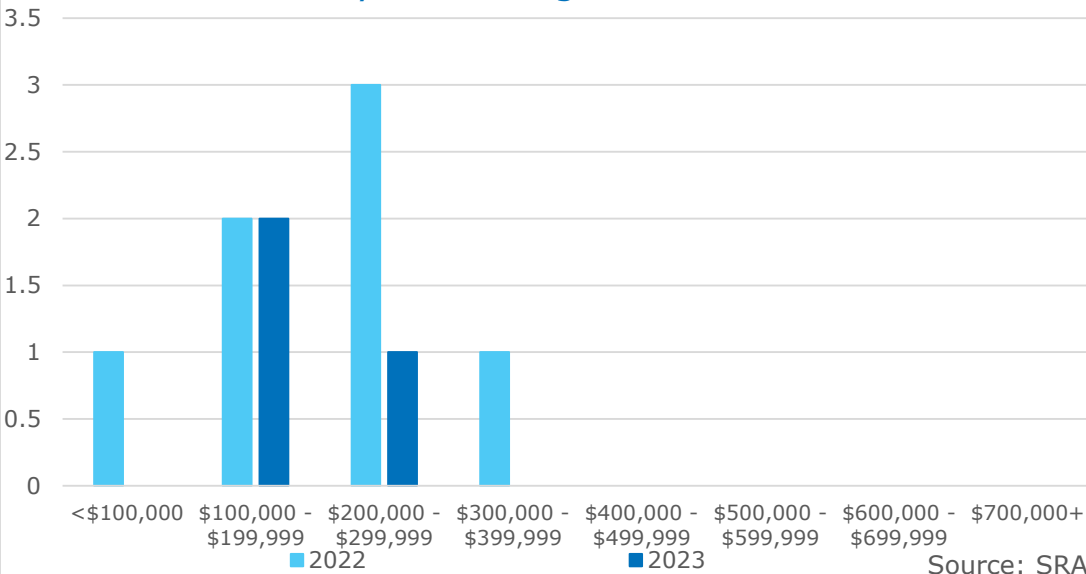
**\$ 191,800**

0.9% Y/Y ↓

Monthly trend\* ↑

**Residential Sales by Price Range**

YTD-JAN





## January 2023

|                          | Sales    |             | New Listings |            | Inventory |            | Months of Supply |             | DOM       | Benchmark        |            | Avg Price        |           |
|--------------------------|----------|-------------|--------------|------------|-----------|------------|------------------|-------------|-----------|------------------|------------|------------------|-----------|
|                          | Actual   | Y/Y%        | Actual       | Y/Y%       | Actual    | Y/Y%       | Actual           | Y/Y%        | Actual    | Actual           | Y/Y%       | Actual           | Y/Y%      |
| Detached                 | 2        | -67%        | 6            | 20%        | 19        | 6%         | 9.50             | 217%        | 54        | \$191,800        | -1%        | \$229,250        | 3%        |
| Attached                 | 0        | -           | 0            | -          | 2         | 100%       | -                | -           | -         | -                | -          | -                | -         |
| Apartment                | 1        | 0%          | 2            | 0%         | 5         | 0%         | 5.00             | 0%          | 35        | -                | -          | \$165,000        | 92%       |
| Mobile                   | 0        | -           | 1            | -          | 1         | -67%       | -                | -           | -         | -                | -          | -                | -         |
| <b>Total Residential</b> | <b>3</b> | <b>-57%</b> | <b>9</b>     | <b>13%</b> | <b>27</b> | <b>-4%</b> | <b>9.00</b>      | <b>125%</b> | <b>47</b> | <b>\$191,800</b> | <b>-1%</b> | <b>\$207,833</b> | <b>3%</b> |

## 10-Year Averages

|                   | Sales |       | New Listings |       | Inventory |       | Months of Supply |       | DOM | Benchmark |       | Avg Price |       |
|-------------------|-------|-------|--------------|-------|-----------|-------|------------------|-------|-----|-----------|-------|-----------|-------|
|                   | Avg   | %Diff | Avg          | %Diff | Avg       | %Diff | Avg              | %Diff | Avg | Avg       | %Diff | Avg       | %Diff |
| Total Residential | 5     | -40%  | 12           | -26%  | 51        | -47%  | 11.38            | -21%  | 97  | \$165,590 | 16%   | \$180,604 | 15%   |

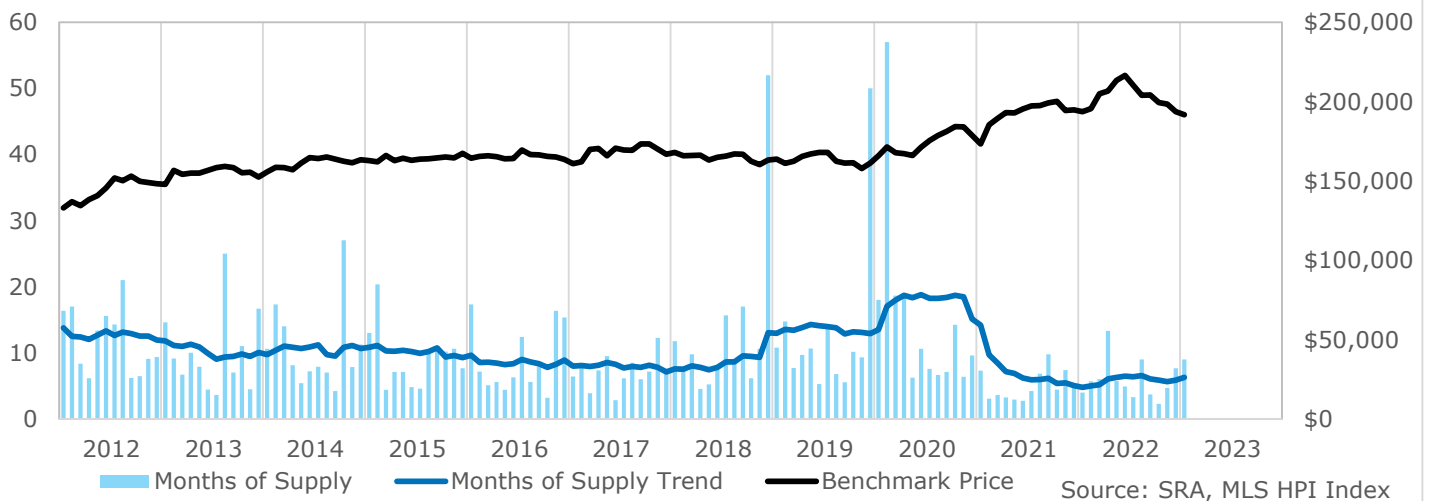
## Year-to-Date January 2023

|                          | Sales    |             | New Listings |            | Inventory |            | Months of Supply |             | DOM       | Benchmark        |            | Avg Price        |           |
|--------------------------|----------|-------------|--------------|------------|-----------|------------|------------------|-------------|-----------|------------------|------------|------------------|-----------|
|                          | Actual   | Y/Y%        | Actual       | Y/Y%       | Actual    | Y/Y%       | Actual           | Y/Y%        | Actual    | Actual           | Y/Y%       | Actual           | Y/Y%      |
| Detached                 | 2        | -67%        | 6            | 20%        | 19        | 6%         | 9.50             | 217%        | 54        | \$191,800        | -1%        | \$229,250        | 3%        |
| Attached                 | 0        | -           | 0            | -          | 2         | 100%       | -                | -           | -         | -                | -          | -                | -         |
| Apartment                | 1        | 0%          | 2            | 0%         | 5         | 0%         | 5.00             | 0%          | 35        | -                | -          | \$165,000        | 92%       |
| Mobile                   | 0        | -           | 1            | -          | 1         | -67%       | -                | -           | -         | -                | -          | -                | -         |
| <b>Total Residential</b> | <b>3</b> | <b>-57%</b> | <b>9</b>     | <b>13%</b> | <b>27</b> | <b>-4%</b> | <b>9.00</b>      | <b>125%</b> | <b>47</b> | <b>\$191,800</b> | <b>-1%</b> | <b>\$207,833</b> | <b>3%</b> |

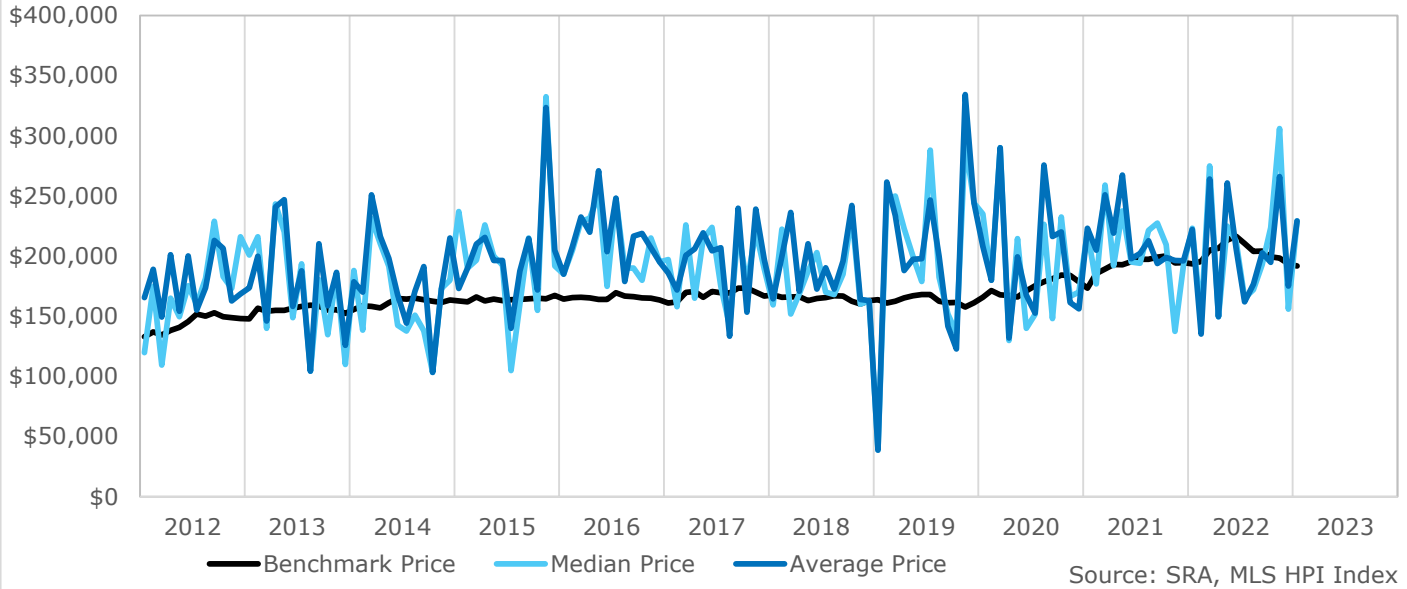
## 10-Year Averages

|                   | Sales |       | New Listings |       | Inventory |       | Months of Supply |       | DOM | Benchmark |       | Avg Price |       |
|-------------------|-------|-------|--------------|-------|-----------|-------|------------------|-------|-----|-----------|-------|-----------|-------|
|                   | Avg   | %Diff | Avg          | %Diff | Avg       | %Diff | Avg              | %Diff | Avg | Avg       | %Diff | Avg       | %Diff |
| Total Residential | 5     | -40%  | 12           | -26%  | 51        | -47%  | 11.38            | -21%  | 97  | \$165,590 | 16%   | \$180,604 | 15%   |

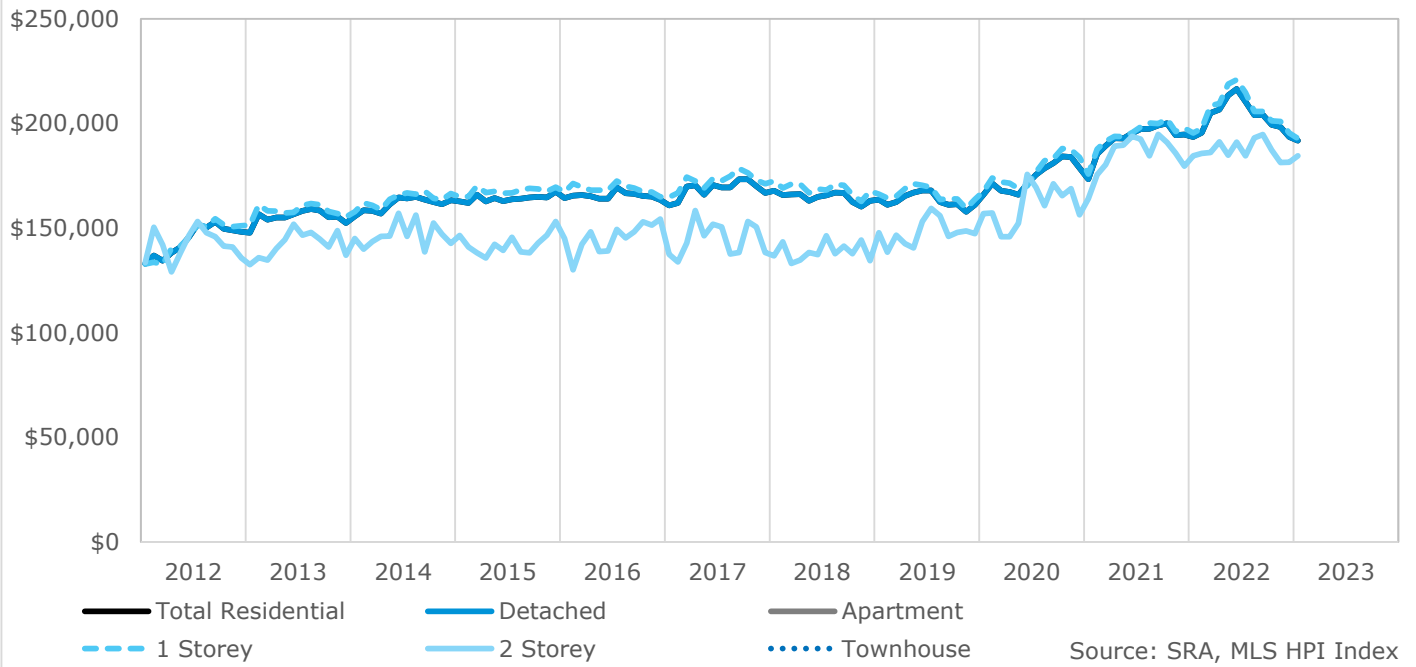
## Residential Months of Supply and Price



**Single Family Pricing**



**Benchmark Price**



## HPI Benchmark Attributes

|                                            | Composite              |
|--------------------------------------------|------------------------|
| Bedrooms, Above Ground                     | 3                      |
| Bathrooms, Full                            | 2                      |
| Bathrooms, Half                            | 0                      |
| Garage                                     | Attached, Single width |
| Gross Living Area, Above Ground (Sq. Ft.)  | 1116                   |
| Lot Size                                   | -                      |
| Fireplaces, Number of                      | 0                      |
| Year Built                                 | 1973                   |
| January 2023 Benchmark Price               | \$191,800              |
| Single Family Share of Sales, Last 3 Years | 100%                   |
| Apartment Share of Sales, Last 3 Years     | -                      |
| Townhouse Share of Sales, Last 3 Years     | -                      |

|                                            | Single Family          | 1 Storey               | 2 Storey               |
|--------------------------------------------|------------------------|------------------------|------------------------|
| Bedrooms, Above Ground                     | 3                      | 3                      | 3                      |
| Bathrooms, Full                            | 2                      | 2                      | 2                      |
| Bathrooms, Half                            | 0                      | 0                      | 0                      |
| Garage                                     | Attached, Single width | Attached, Single width | Attached, Single width |
| Gross Living Area, Above Ground (Sq. Ft.)  | 1116                   | 1104                   | 1371                   |
| Lot Size                                   | 6695                   | 6750                   | 6275                   |
| Fireplaces, Number of                      | 0                      | 0                      | 0                      |
| Year Built                                 | 1973                   | 1973                   | 1952                   |
| January 2023 Benchmark Price               | \$191,800              | \$192,800              | \$184,500              |
| Share of Total Sales, Last 3 Years         | 100%                   | 87%                    | 13%                    |
| Share of Single Family Sales, Last 3 Years | 100%                   | 87%                    | 13%                    |

|                                           | Apartment | Townhouse |
|-------------------------------------------|-----------|-----------|
| Bedrooms, Above Ground                    | -         | -         |
| Bathrooms, Full                           | -         | -         |
| Bathrooms, Half                           | -         | -         |
| Garage                                    | -         | -         |
| Gross Living Area, Above Ground (Sq. Ft.) | -         | -         |
| Fireplaces, Number of                     | -         | -         |
| Year Built                                | -         | -         |
| January 2023 Benchmark Price              | -         | -         |

| <b>MELFORT</b> |            |             |              |             |             |           |             |                  |           |              |                 |             |                |              |                |              |            |
|----------------|------------|-------------|--------------|-------------|-------------|-----------|-------------|------------------|-----------|--------------|-----------------|-------------|----------------|--------------|----------------|--------------|------------|
|                | Sales      | Y/Y%        | New Listings | Y/Y%        | S/NL Ratio  | Inventory | Y/Y%        | Months of Supply | DOM       | SP/LP        | Benchmark Price | Y/Y%        | Median Price   | Y/Y%         | Average Price  | Y/Y%         | Index      |
| Jan-13         | 5          | -17%        | 12           | 33%         | 0.42        | 73        | -26%        | 14.60            | 177       | 97.0%        | 147,800         | 11.1%       | 211,050        | 109.0%       | 181,190        | 28.7%        | 249        |
| Feb-13         | 8          | 33%         | 24           | -17%        | 0.33        | 73        | -28%        | 9.13             | 92        | 97.0%        | 156,600         | 14.4%       | 167,450        | 7.3%         | 184,300        | 10.5%        | 264        |
| Mar-13         | 10         | -9%         | 8            | -11%        | 1.25        | 67        | -27%        | 6.70             | 62        | 95.8%        | 154,100         | 14.7%       | 138,000        | 26.0%        | 145,113        | -0.2%        | 260        |
| Apr-13         | 7          | -53%        | 19           | -32%        | 0.37        | 70        | -24%        | 10.00            | 53        | 98.0%        | 155,000         | 12.2%       | 227,500        | 41.3%        | 236,429        | 25.2%        | 261        |
| May-13         | 10         | 25%         | 26           | -4%         | 0.38        | 79        | -26%        | 7.90             | 71        | 96.0%        | 155,000         | 10.1%       | 220,000        | 30.4%        | 246,840        | 38.5%        | 261        |
| Jun-13         | 15         | 114%        | 16           | -20%        | 0.94        | 67        | -39%        | 4.47             | 61        | 97.1%        | 156,600         | 7.6%        | 143,000        | -16.4%       | 152,333        | -8.0%        | 264        |
| Jul-13         | 18         | 157%        | 23           | 5%          | 0.78        | 65        | -35%        | 3.61             | 50        | 95.7%        | 158,300         | 4.2%        | 190,250        | 18.9%        | 188,222        | 21.3%        | 267        |
| Aug-13         | 3          | -40%        | 18           | 20%         | 0.17        | 75        | -29%        | 25.00            | 27        | 96.2%        | 159,200         | 6.0%        | 67,000         | -63.1%       | 88,667         | -48.9%       | 269        |
| Sep-13         | 10         | -33%        | 13           | 8%          | 0.77        | 70        | -25%        | 7.00             | 106       | 95.5%        | 158,400         | 3.5%        | 187,600        | -11.7%       | 208,197        | 6.8%         | 267        |
| Oct-13         | 6          | -54%        | 13           | -7%         | 0.46        | 66        | -21%        | 11.00            | 61        | 96.1%        | 155,200         | 3.7%        | 134,625        | -26.4%       | 158,792        | -23.1%       | 262        |
| Nov-13         | 12         | 33%         | 9            | -40%        | 1.33        | 54        | -34%        | 4.50             | 53        | 95.0%        | 155,500         | 4.4%        | 165,500        | -4.3%        | 164,600        | 1.2%         | 262        |
| Dec-13         | 3          | -63%        | 6            | 20%         | 0.50        | 50        | -33%        | 16.67            | 11        | 95.8%        | 152,400         | 2.8%        | 110,000        | -42.4%       | 125,833        | -22.9%       | 257        |
| <b>2013</b>    | <b>107</b> | <b>-3%</b>  | <b>187</b>   | <b>-9%</b>  | <b>0.57</b> | <b>67</b> | <b>-29%</b> | <b>7.56</b>      | <b>68</b> | <b>96.2%</b> | <b>155,342</b>  | <b>7.7%</b> | <b>180,000</b> | <b>6.8%</b>  | <b>180,199</b> | <b>3.3%</b>  | <b>262</b> |
| Jan-14         | 5          | 0%          | 16           | 33%         | 0.31        | 53        | -27%        | 10.60            | 48        | 88.2%        | 155,700         | 5.3%        | 145,000        | -31.3%       | 147,900        | -18.4%       | 263        |
| Feb-14         | 3          | -63%        | 11           | -54%        | 0.27        | 52        | -29%        | 17.33            | 30        | 95.7%        | 158,600         | 1.3%        | 138,500        | -17.3%       | 170,167        | -7.7%        | 268        |
| Mar-14         | 5          | -50%        | 29           | 263%        | 0.17        | 70        | 4%          | 14.00            | 37        | 98.2%        | 158,300         | 2.7%        | 210,000        | 52.2%        | 242,800        | 67.3%        | 267        |
| Apr-14         | 9          | 29%         | 13           | -32%        | 0.69        | 73        | 4%          | 8.11             | 95        | 96.9%        | 157,000         | 1.3%        | 217,000        | -4.6%        | 216,500        | -8.4%        | 265        |
| May-14         | 15         | 50%         | 27           | 4%          | 0.56        | 81        | 3%          | 5.40             | 98        | 96.8%        | 161,300         | 4.1%        | 195,000        | -11.4%       | 194,327        | -21.3%       | 272        |
| Jun-14         | 11         | -27%        | 18           | 13%         | 0.61        | 79        | 18%         | 7.18             | 38        | 95.7%        | 164,700         | 5.2%        | 120,000        | -16.1%       | 157,991        | 3.7%         | 278        |
| Jul-14         | 10         | -44%        | 15           | -35%        | 0.67        | 79        | 22%         | 7.90             | 90        | 97.2%        | 164,200         | 3.7%        | 140,000        | -26.4%       | 158,050        | -16.0%       | 277        |
| Aug-14         | 10         | 233%        | 12           | -33%        | 0.83        | 70        | -7%         | 7.00             | 144       | 95.5%        | 165,000         | 3.6%        | 148,000        | 120.9%       | 168,550        | 90.1%        | 278        |
| Sep-14         | 15         | 50%         | 16           | 23%         | 0.94        | 63        | -10%        | 4.20             | 67        | 94.1%        | 163,700         | 3.3%        | 138,000        | -26.4%       | 191,333        | -8.1%        | 276        |
| Oct-14         | 2          | -67%        | 9            | -31%        | 0.22        | 54        | -18%        | 27.00            | 21        | 94.7%        | 162,500         | 4.7%        | 103,500        | -23.1%       | 103,500        | -34.8%       | 274        |
| Nov-14         | 7          | -42%        | 10           | 11%         | 0.70        | 55        | 2%          | 7.86             | 129       | 96.0%        | 161,400         | 3.8%        | 184,000        | 11.2%        | 175,329        | 6.5%         | 272        |
| Dec-14         | 4          | 33%         | 5            | -17%        | 0.80        | 45        | -10%        | 11.25            | 180       | 95.3%        | 163,400         | 7.2%        | 192,375        | 74.9%        | 212,438        | 68.8%        | 276        |
| <b>2014</b>    | <b>96</b>  | <b>-10%</b> | <b>181</b>   | <b>-3%</b>  | <b>0.53</b> | <b>65</b> | <b>-4%</b>  | <b>8.06</b>      | <b>86</b> | <b>95.7%</b> | <b>161,317</b>  | <b>3.8%</b> | <b>182,000</b> | <b>1.1%</b>  | <b>182,139</b> | <b>1.1%</b>  | <b>272</b> |
| Jan-15         | 4          | -20%        | 12           | -25%        | 0.33        | 52        | -2%         | 13.00            | 92        | 100.2%       | 162,700         | 4.5%        | 224,550        | 54.9%        | 182,775        | 23.6%        | 274        |
| Feb-15         | 3          | 0%          | 15           | 36%         | 0.20        | 61        | 17%         | 20.33            | 175       | 95.7%        | 162,000         | 2.1%        | 205,800        | 48.6%        | 195,267        | 14.8%        | 273        |
| Mar-15         | 12         | 140%        | 12           | -59%        | 1.00        | 53        | -24%        | 4.42             | 107       | 95.8%        | 166,000         | 4.9%        | 177,000        | -15.7%       | 194,208        | -20.0%       | 280        |
| Apr-15         | 8          | -11%        | 14           | 8%          | 0.57        | 57        | -22%        | 7.13             | 119       | 96.1%        | 162,800         | 3.7%        | 200,500        | -7.6%        | 210,594        | -2.7%        | 275        |
| May-15         | 8          | -47%        | 18           | -33%        | 0.44        | 57        | -30%        | 7.13             | 70        | 95.0%        | 164,300         | 1.9%        | 203,950        | 4.6%         | 197,800        | 1.8%         | 277        |
| Jun-15         | 12         | 9%          | 17           | -6%         | 0.71        | 58        | -27%        | 4.83             | 71        | 93.7%        | 162,900         | -1.1%       | 182,500        | 52.1%        | 187,617        | 18.8%        | 275        |
| Jul-15         | 12         | 20%         | 13           | -13%        | 0.92        | 55        | -30%        | 4.58             | 57        | 95.3%        | 163,800         | -0.2%       | 97,500         | -30.4%       | 134,301        | -15.0%       | 276        |
| Aug-15         | 5          | -50%        | 10           | -17%        | 0.50        | 52        | -26%        | 10.40            | 78        | 94.3%        | 164,000         | -0.6%       | 160,000        | 8.1%         | 187,400        | 11.2%        | 277        |
| Sep-15         | 5          | -67%        | 11           | -31%        | 0.45        | 55        | -13%        | 11.00            | 85        | 96.1%        | 164,600         | 0.5%        | 215,000        | 55.8%        | 192,200        | 0.5%         | 278        |
| Oct-15         | 5          | 150%        | 8            | -11%        | 0.63        | 51        | -6%         | 10.20            | 38        | 96.4%        | 165,000         | 1.5%        | 155,000        | 49.8%        | 171,900        | 66.1%        | 278        |
| Nov-15         | 5          | -29%        | 12           | 20%         | 0.42        | 53        | -4%         | 10.60            | 112       | 93.5%        | 164,600         | 2.0%        | 205,000        | 11.4%        | 273,800        | 56.2%        | 278        |
| Dec-15         | 6          | 50%         | 1            | -80%        | 6.00        | 46        | 2%          | 7.67             | 107       | 94.2%        | 167,400         | 2.4%        | 191,700        | -0.4%        | 204,733        | -3.6%        | 282        |
| <b>2015</b>    | <b>85</b>  | <b>-11%</b> | <b>143</b>   | <b>-21%</b> | <b>0.59</b> | <b>54</b> | <b>-16%</b> | <b>7.65</b>      | <b>87</b> | <b>95.2%</b> | <b>164,175</b>  | <b>1.8%</b> | <b>192,500</b> | <b>5.8%</b>  | <b>189,794</b> | <b>4.2%</b>  | <b>277</b> |
| Jan-16         | 3          | -25%        | 15           | 25%         | 0.20        | 52        | 0%          | 17.33            | 53        | 93.3%        | 164,300         | 1.0%        | 135,000        | -39.9%       | 162,667        | -11.0%       | 277        |
| Feb-16         | 7          | 133%        | 10           | -33%        | 0.70        | 50        | -18%        | 7.14             | 90        | 93.5%        | 165,500         | 2.2%        | 205,000        | -0.4%        | 207,929        | 6.5%         | 279        |
| Mar-16         | 10         | -17%        | 19           | 58%         | 0.53        | 51        | -4%         | 5.10             | 164       | 96.7%        | 165,800         | -0.1%       | 229,000        | 29.4%        | 232,500        | 19.7%        | 280        |
| Apr-16         | 10         | 25%         | 19           | 36%         | 0.53        | 56        | -2%         | 5.60             | 37        | 93.9%        | 165,300         | 1.5%        | 231,500        | 15.5%        | 219,800        | 4.4%         | 279        |
| May-16         | 13         | 63%         | 17           | -6%         | 0.76        | 57        | 0%          | 4.38             | 87        | 95.7%        | 164,000         | -0.2%       | 250,500        | 22.8%        | 254,423        | 28.6%        | 277        |
| Jun-16         | 10         | -17%        | 20           | 18%         | 0.50        | 63        | 9%          | 6.30             | 97        | 94.7%        | 164,100         | 0.7%        | 175,000        | -4.1%        | 198,690        | 5.9%         | 277        |
| Jul-16         | 5          | -58%        | 11           | -15%        | 0.45        | 62        | 13%         | 12.40            | 70        | 95.1%        | 169,500         | 3.5%        | 248,000        | 154.4%       | 248,100        | 84.7%        | 286        |
| Aug-16         | 10         | 100%        | 7            | -30%        | 1.43        | 56        | 8%          | 5.60             | 73        | 92.5%        | 166,700         | 1.6%        | 167,500        | 4.7%         | 163,250        | -12.9%       | 281        |
| Sep-16         | 7          | 40%         | 12           | 9%          | 0.58        | 56        | 2%          | 8.00             | 113       | 93.6%        | 166,400         | 1.1%        | 190,000        | -11.6%       | 216,571        | 12.7%        | 281        |
| Oct-16         | 14         | 180%        | 13           | 63%         | 1.08        | 45        | -12%        | 3.21             | 88        | 96.6%        | 165,400         | 0.2%        | 221,500        | 42.9%        | 224,832        | 30.8%        | 279        |
| Nov-16         | 3          | -40%        | 17           | 42%         | 0.18        | 49        | -8%         | 16.33            | 29        | 97.2%        | 165,100         | 0.3%        | 215,000        | 4.9%         | 207,000        | -24.4%       | 278        |
| Dec-16         | 3          | -50%        | 4            | 300%        | 0.75        | 46        | 0%          | 15.33            | 50        | 95.5%        | 163,500         | -2.3%       | 158,000        | -17.6%       | 174,125        | -15.0%       | 276        |
| <b>2016</b>    | <b>95</b>  | <b>12%</b>  | <b>164</b>   | <b>15%</b>  | <b>0.58</b> | <b>54</b> | <b>-1%</b>  | <b>6.77</b>      | <b>87</b> | <b>95.0%</b> | <b>165,467</b>  | <b>0.8%</b> | <b>216,000</b> | <b>12.2%</b> | <b>215,168</b> | <b>13.4%</b> | <b>279</b> |
| Jan-17         | 7          | 133%        | 13           | -13%        | 0.54        | 45        | -13%        | 6.43             | 88        | 94.8%        | 160,900         | -2.1%       | 204,750        | 51.7%        | 188,750        | 16.0%        | 271        |
| Feb-17         | 6          | -14%        | 11           | 10%         | 0.55        | 48        | -4%         | 8.00             | 202       | 96.3%        | 162,000         | -2.1%       | 169,000        | -17.6%       | 173,167        | -16.7%       | 273        |
| Mar-17         | 11         | 10%         | 9            | -53%        | 1.22        | 43        | -16%        | 3.91             | 78        | 96.3%        | 169,900         | 2.5%        | 226,000        | -1.3%        | 200,686        | -13.7%       | 287        |
| Apr-17         | 6          | -40%        | 9            | -53%        | 0.67        | 44        | -21%        | 7.33             | 90        | 93.8%        | 170,500         | 3.1%        | 162,500        | -29.8%       | 198,333        | -9.8%        | 288        |
| May-17         | 6          | -54%        | 21           | 24%         | 0.29        | 57        | 0%          | 9.50             | 41        | 95.8%        | 165,900         | 1.2%        | 214,250        | -14.5%       | 219,483        | -13.7%       | 280        |
| Jun-17         | 17         | 70%         | 13           | -35%        | 1.31        | 48        | -24%        | 2.82             | 53        | 96.5%        | 170,600         | 4.0%        | 195,000        | 11.4%        | 194,729        | -2.0%        | 288        |
| Jul-17         | 8          | 60%         | 16           | 45%         | 0.50        | 49        | -21%        | 6.13             | 106       | 95.1%        | 169,500         | 0.0%        | 185,000        | -25.4%       | 210,500        | -15.2%       | 286        |
| Aug-17         | 6          | -40%        | 11           | 57%         | 0.55        | 51        | -9%         | 8.50             | 37        | 92.3%        | 169,400         | 1.6%        | 176,000        | 5.1%         | 158,667        | -2.8%        | 286        |
| Sep-17         | 8          | 14%         | 13           | 8%          | 0.62        | 48        | -14%        | 6.00             | 120       | 94.6%        | 173,300         | 4.1%        | 211,625        | 11.4%        | 234,781        | 8.4%         | 292        |
| Oct-17         | 6          | -57%        | 10           | -23%        | 0.60        | 43        | -4%         | 7.17             | 80        | 92.6%        | 173,400         | 4.8%        | 131,000        | -40.9%       | 141,983        | -36.8%       | 292        |
| Nov-17         | 4          | 33%         | 13           | -24%        | 0.31        | 49        | 0%          | 12.25            | 80        | 96.4%        | 170,000         | 3.0%        | 221,000        | 2.8%         | 239,000        | 15.5%        | 287        |
| Dec-17         | 6          | 100%        | 7            | 75%         | 0.86        | 45        | -2%         | 7.50             | 58        | 96.2%        | 166,900         | 2.1%        | 189,250        | 19.8%        | 197,167        | 13.2%        | 282        |
| <b>2017</b>    | <b>91</b>  | <b>-4%</b>  | <b>146</b>   | <b>-11%</b> | <b>0.62</b> | <b>48</b> | <b>-11%</b> | <b>6.26</b>      | <b>83</b> | <b>95.3%</b> | <b>168,525</b>  | <b>1.8%</b> | <b>195,000</b> | <b>-9.7%</b> | <b>196,596</b> | <b>-8.6%</b> | <b>284</b> |
| Jan-18         | 4          | -43%        | 10           | -23%        | 0.40        | 47        | 4%          | 11.75            | 20        | 94.8%        | 167,900         | 4.4%        | 159,500        | -22.1%       | 164,500        | -12.8%       | 283        |
| Feb-18         | 6          | 0%          | 10           | -9%         | 0.60        | 45        | -6%         | 7.50             | 58        | 96.1%        | 165,800         | 2.3%        | 222,500        | 31.7%        | 200,000        | 15.5%        | 280        |
| Mar-18         | 5          | -55%        | 16           | 78%         | 0.31        | 49        | 14%         | 9.80             | 56        | 96.8%        | 166,100         | -2.2%       | 152,000        | -32.7%       | 236,260        | 17.7%        | 280        |
| Apr-18         | 11         | 83%         | 16           | 78%         | 0.69        | 50        | 14%         | 4.55             | 61        | 94.5%        | 166,200         | -2.5%       | 163,000        | 0.3%         | 151,773        | -23.5%       | 280        |
| May-18         | 9          | 50%         | 8            | -62%        | 1.13        | 47        | -18%        | 5.22             | 56        | 95.5%        | 163,100         | -1.7%       | 175,000        | -18.3%       | 198,056        | -9.8%        | 275        |
| Jun-18         | 6          | -65%        | 5            | -62%        | 1.20        | 45        | -6%         | 7.50             | 92        | 95.1%        | 164,900         | -3.3%       | 201,500        | 3.3%         | 177,083        | -9.1%        | 278        |
| Jul-18         | 3          | -63%        | 9            | -44%        | 0.33        | 47        | -4%         | 15.67            | 116       | 95.2%        | 165,600         | -2.3%       | 170,000        | -8.1%        | 190,333        | -9.6%        | 279        |
| Aug-18         | 5          | -17%        | 7            | -36%        | 0.71        | 44        | -14%        | 8.80             | 65        | 95.6%        | 167,000         | -1.4%       | 168,000        | -4.5%        | 172,580        | 8.8%         | 282        |
| Sep-18         | 3          | -63%        | 13           | 0%          | 0.23        | 51        | 6%          | 17.00            | 147       | 94.8%        | 166,800         | -3.8%       | 185,000        | -12          |                |              |            |

| <b>MELFORT</b> |            |             |              |             |             |           |             |                  |            |              |                 |              |                |               |                |              |            |
|----------------|------------|-------------|--------------|-------------|-------------|-----------|-------------|------------------|------------|--------------|-----------------|--------------|----------------|---------------|----------------|--------------|------------|
|                | Sales      | Y/Y%        | New Listings | Y/Y%        | S/NL Ratio  | Inventory | Y/Y%        | Months of Supply | DOM        | SP/LP        | Benchmark Price | Y/Y%         | Median Price   | Y/Y%          | Average Price  | Y/Y%         | Index      |
| Jan-19         | 5          | 25%         | 11           | 10%         | 0.45        | 54        | 15%         | 10.80            | 94         | 87.4%        | 163,700         | -2.5%        | 170,000        | 6.6%          | 144,480        | -12.2%       | 276        |
| Feb-19         | 4          | -33%        | 14           | 40%         | 0.29        | 59        | 31%         | 14.75            | 30         | 96.4%        | 161,100         | -2.8%        | 247,500        | 11.2%         | 261,500        | 30.8%        | 272        |
| Mar-19         | 7          | 40%         | 6            | -63%        | 1.17        | 54        | 10%         | 7.71             | 97         | 96.6%        | 162,500         | -2.2%        | 224,000        | 47.4%         | 203,700        | -13.8%       | 274        |
| Apr-19         | 6          | -45%        | 16           | 0%          | 0.38        | 58        | 16%         | 9.67             | 157        | 94.9%        | 165,400         | -0.5%        | 222,850        | 36.7%         | 188,033        | 23.9%        | 279        |
| May-19         | 6          | -33%        | 19           | 138%        | 0.32        | 64        | 36%         | 10.67            | 34         | 94.9%        | 167,000         | 2.4%         | 218,500        | 24.9%         | 204,005        | 3.0%         | 282        |
| Jun-19         | 12         | 100%        | 15           | 200%        | 0.80        | 63        | 40%         | 5.25             | 102        | 95.4%        | 168,000         | 1.9%         | 177,000        | -12.2%        | 192,167        | 8.5%         | 283        |
| Jul-19         | 5          | 67%         | 17           | 89%         | 0.29        | 71        | 51%         | 14.20            | 84         | 96.6%        | 168,000         | 1.4%         | 288,000        | 69.4%         | 246,580        | 29.6%        | 283        |
| Aug-19         | 10         | 100%        | 7            | 0%          | 1.43        | 68        | 55%         | 6.80             | 111        | 95.1%        | 162,400         | -2.8%        | 182,500        | 8.6%          | 223,320        | 29.4%        | 274        |
| Sep-19         | 11         | 267%        | 13           | 0%          | 0.85        | 61        | 20%         | 5.55             | 91         | 93.8%        | 161,200         | -3.4%        | 179,000        | -3.2%         | 150,591        | -23.1%       | 272        |
| Oct-19         | 6          | -25%        | 10           | -33%        | 0.60        | 61        | 24%         | 10.17            | 129        | 91.3%        | 161,500         | -0.6%        | 153,000        | -34.5%        | 145,667        | -38.0%       | 272        |
| Nov-19         | 6          | 20%         | 7            | -42%        | 0.86        | 56        | 6%          | 9.33             | 85         | 95.2%        | 157,800         | -1.6%        | 252,500        | 57.8%         | 300,750        | 83.5%        | 266        |
| Dec-19         | 1          | 0%          | 5            | 0%          | 0.20        | 50        | -4%         | 50.00            | 71         | 95.7%        | 161,200         | -1.2%        | 244,000        | 49.7%         | 244,000        | 49.7%        | 272        |
| <b>2019</b>    | <b>79</b>  | <b>20%</b>  | <b>140</b>   | <b>11%</b>  | <b>0.56</b> | <b>60</b> | <b>24%</b>  | <b>9.10</b>      | <b>95</b>  | <b>94.7%</b> | <b>163,317</b>  | <b>-1.0%</b> | <b>189,900</b> | <b>7.1%</b>   | <b>201,236</b> | <b>6.8%</b>  | <b>275</b> |
| Jan-20         | 3          | -40%        | 10           | -9%         | 0.30        | 54        | 0%          | 18.00            | 179        | 94.8%        | 165,900         | 1.3%         | 235,000        | 38.2%         | 208,000        | 44.0%        | 280        |
| Feb-20         | 1          | -75%        | 6            | -57%        | 0.17        | 57        | -3%         | 57.00            | 44         | 90.5%        | 171,400         | 6.4%         | 180,000        | -27.3%        | 180,000        | -31.2%       | 289        |
| Mar-20         | 3          | -57%        | 5            | -17%        | 0.60        | 56        | 4%          | 18.67            | 144        | 95.7%        | 167,800         | 3.3%         | 210,000        | -6.3%         | 263,333        | 29.3%        | 283        |
| Apr-20         | 3          | -50%        | 8            | -50%        | 0.38        | 57        | -2%         | 19.00            | 118        | 95.5%        | 167,200         | 1.1%         | 130,000        | -41.7%        | 132,000        | -29.8%       | 282        |
| May-20         | 8          | 33%         | 6            | -68%        | 1.33        | 50        | -22%        | 6.25             | 98         | 95.0%        | 166,000         | -0.6%        | 199,250        | -8.8%         | 197,250        | -3.3%        | 280        |
| Jun-20         | 5          | -58%        | 15           | 0%          | 0.33        | 53        | -16%        | 10.60            | 148        | 92.9%        | 171,200         | 1.9%         | 140,000        | -20.9%        | 152,900        | -20.4%       | 289        |
| Jul-20         | 7          | 40%         | 17           | 0%          | 0.41        | 53        | -25%        | 7.57             | 136        | 95.9%        | 175,500         | 4.5%         | 155,000        | -46.2%        | 161,393        | -34.5%       | 296        |
| Aug-20         | 9          | -10%        | 21           | 200%        | 0.43        | 60        | -12%        | 6.67             | 112        | 97.3%        | 178,600         | 10.0%        | 226,500        | 24.1%         | 275,722        | 23.5%        | 301        |
| Sep-20         | 8          | -27%        | 8            | -38%        | 1.00        | 57        | -7%         | 7.13             | 48         | 94.5%        | 181,100         | 12.3%        | 154,000        | -14.0%        | 217,688        | 44.6%        | 305        |
| Oct-20         | 4          | -33%        | 13           | 30%         | 0.31        | 57        | -7%         | 14.25            | 126        | 94.1%        | 184,200         | 14.1%        | 232,500        | 52.0%         | 220,000        | 51.0%        | 311        |
| Nov-20         | 8          | 33%         | 10           | 43%         | 0.80        | 51        | -9%         | 6.38             | 70         | 92.0%        | 184,000         | 16.6%        | 166,500        | -34.1%        | 161,500        | -46.3%       | 310        |
| Dec-20         | 5          | 400%        | 5            | 0%          | 1.00        | 48        | -4%         | 9.60             | 105        | 93.7%        | 178,700         | 10.9%        | 170,000        | -30.3%        | 156,200        | -36.0%       | 301        |
| <b>2020</b>    | <b>64</b>  | <b>-19%</b> | <b>124</b>   | <b>-11%</b> | <b>0.52</b> | <b>54</b> | <b>-9%</b>  | <b>10.20</b>     | <b>107</b> | <b>94.8%</b> | <b>174,300</b>  | <b>6.7%</b>  | <b>177,000</b> | <b>-6.8%</b>  | <b>197,473</b> | <b>-1.9%</b> | <b>294</b> |
| Jan-21         | 7          | 133%        | 14           | 40%         | 0.50        | 51        | -6%         | 7.29             | 135        | 94.8%        | 173,400         | 4.5%         | 220,000        | -6.4%         | 223,107        | 7.3%         | 292        |
| Feb-21         | 13         | 1200%       | 8            | 33%         | 1.63        | 40        | -30%        | 3.08             | 93         | 95.9%        | 185,400         | 8.2%         | 177,000        | -1.7%         | 199,731        | 11.0%        | 313        |
| Mar-21         | 11         | 267%        | 16           | 220%        | 0.69        | 40        | -29%        | 3.64             | 51         | 96.4%        | 189,400         | 12.9%        | 246,000        | 17.1%         | 236,591        | -10.2%       | 319        |
| Apr-21         | 13         | 333%        | 18           | 125%        | 0.72        | 42        | -26%        | 3.23             | 56         | 97.7%        | 193,000         | 15.4%        | 192,000        | 47.7%         | 219,023        | 65.9%        | 326        |
| May-21         | 14         | 75%         | 18           | 200%        | 0.78        | 41        | -18%        | 2.93             | 59         | 96.5%        | 192,900         | 16.2%        | 226,750        | 13.8%         | 246,393        | 24.9%        | 325        |
| Jun-21         | 16         | 220%        | 22           | 47%         | 0.73        | 44        | -17%        | 2.75             | 76         | 95.5%        | 195,300         | 14.1%        | 195,000        | 39.3%         | 191,694        | 25.4%        | 329        |
| Jul-21         | 10         | 43%         | 11           | -35%        | 0.91        | 42        | -21%        | 4.20             | 50         | 97.1%        | 197,300         | 12.4%        | 197,000        | 27.1%         | 202,030        | 25.2%        | 333        |
| Aug-21         | 7          | -22%        | 15           | -29%        | 0.47        | 48        | -20%        | 6.86             | 94         | 96.3%        | 197,500         | 10.6%        | 213,000        | -6.0%         | 205,929        | -25.3%       | 333        |
| Sep-21         | 5          | -38%        | 9            | 13%         | 0.56        | 49        | -14%        | 9.80             | 95         | 96.2%        | 199,100         | 9.9%         | 227,500        | 47.7%         | 193,800        | -11.0%       | 336        |
| Oct-21         | 9          | 125%        | 6            | -54%        | 1.50        | 40        | -30%        | 4.44             | 55         | 95.1%        | 200,100         | 8.6%         | 229,000        | -1.5%         | 203,056        | -7.7%        | 337        |
| Nov-21         | 5          | -38%        | 5            | -50%        | 1.00        | 37        | -27%        | 7.40             | 62         | 93.9%        | 194,400         | 5.7%         | 137,500        | -17.4%        | 196,300        | 21.5%        | 328        |
| Dec-21         | 6          | 20%         | 4            | -20%        | 1.50        | 30        | -38%        | 5.00             | 153        | 95.0%        | 194,700         | 9.0%         | 192,500        | 13.2%         | 196,167        | 25.6%        | 328        |
| <b>2021</b>    | <b>116</b> | <b>81%</b>  | <b>146</b>   | <b>18%</b>  | <b>0.79</b> | <b>42</b> | <b>-23%</b> | <b>4.34</b>      | <b>76</b>  | <b>96.1%</b> | <b>192,708</b>  | <b>10.6%</b> | <b>204,500</b> | <b>15.5%</b>  | <b>211,564</b> | <b>7.1%</b>  | <b>325</b> |
| Jan-22         | 7          | 0%          | 8            | -43%        | 0.88        | 28        | -45%        | 4.00             | 81         | 97.4%        | 193,600         | 11.6%        | 212,000        | -3.6%         | 202,671        | -9.2%        | 327        |
| Feb-22         | 6          | -54%        | 15           | 88%         | 0.40        | 34        | -15%        | 5.67             | 26         | 91.2%        | 195,600         | 5.5%         | 147,500        | -16.7%        | 135,333        | -32.2%       | 330        |
| Mar-22         | 5          | -55%        | 8            | -50%        | 0.63        | 30        | -25%        | 6.00             | 80         | 95.5%        | 205,000         | 8.2%         | 275,000        | 11.8%         | 264,000        | 11.6%        | 346        |
| Apr-22         | 3          | -77%        | 15           | -17%        | 0.20        | 40        | -5%         | 13.33            | 123        | 93.6%        | 206,600         | 7.0%         | 87,000         | -54.7%        | 128,667        | -41.3%       | 348        |
| May-22         | 8          | -43%        | 19           | 6%          | 0.42        | 46        | 12%         | 5.75             | 36         | 98.0%        | 213,400         | 10.6%        | 227,000        | 0.1%          | 274,063        | 11.2%        | 360        |
| Jun-22         | 10         | -38%        | 16           | -27%        | 0.63        | 49        | 11%         | 4.90             | 83         | 94.3%        | 216,500         | 10.9%        | 212,500        | 9.0%          | 209,100        | 9.1%         | 365        |
| Jul-22         | 14         | 40%         | 11           | 0%          | 1.27        | 46        | 10%         | 3.29             | 66         | 95.4%        | 210,400         | 6.6%         | 146,500        | -25.6%        | 150,364        | -25.6%       | 355        |
| Aug-22         | 5          | -29%        | 11           | -27%        | 0.45        | 45        | -6%         | 9.00             | 69         | 94.9%        | 204,000         | 3.3%         | 172,000        | -19.2%        | 176,600        | -14.2%       | 344        |
| Sep-22         | 11         | 120%        | 10           | 11%         | 1.10        | 41        | -16%        | 3.73             | 87         | 94.5%        | 204,100         | 2.5%         | 181,000        | -20.4%        | 197,955        | 2.1%         | 344        |
| Oct-22         | 14         | 56%         | 9            | 50%         | 1.56        | 32        | -20%        | 2.29             | 68         | 93.7%        | 199,300         | -0.4%        | 212,250        | -7.3%         | 182,893        | -9.9%        | 336        |
| Nov-22         | 6          | 20%         | 7            | 40%         | 0.86        | 28        | -24%        | 4.67             | 51         | 94.7%        | 198,400         | 2.1%         | 306,000        | 122.5%        | 266,067        | 35.5%        | 335        |
| Dec-22         | 3          | -50%        | 3            | -25%        | 1.00        | 23        | -23%        | 7.67             | 78         | 92.7%        | 193,600         | -0.6%        | 156,000        | -19.0%        | 175,250        | -10.7%       | 327        |
| <b>2022</b>    | <b>92</b>  | <b>-21%</b> | <b>132</b>   | <b>-10%</b> | <b>0.70</b> | <b>37</b> | <b>-12%</b> | <b>4.80</b>      | <b>69</b>  | <b>95.0%</b> | <b>203,375</b>  | <b>5.5%</b>  | <b>189,000</b> | <b>-7.6%</b>  | <b>196,396</b> | <b>-7.2%</b> | <b>343</b> |
| Jan-23         | 3          | -57%        | 9            | 13%         | 0.33        | 27        | -4%         | 9.00             | 47         | 94.3%        | 191,800         | -0.9%        | 188,500        | -11.1%        | 207,833        | 2.5%         | 323        |
| Feb-23         |            |             |              |             |             |           |             |                  |            |              |                 |              |                |               |                |              |            |
| Mar-23         |            |             |              |             |             |           |             |                  |            |              |                 |              |                |               |                |              |            |
| Apr-23         |            |             |              |             |             |           |             |                  |            |              |                 |              |                |               |                |              |            |
| May-23         |            |             |              |             |             |           |             |                  |            |              |                 |              |                |               |                |              |            |
| Jun-23         |            |             |              |             |             |           |             |                  |            |              |                 |              |                |               |                |              |            |
| Jul-23         |            |             |              |             |             |           |             |                  |            |              |                 |              |                |               |                |              |            |
| Aug-23         |            |             |              |             |             |           |             |                  |            |              |                 |              |                |               |                |              |            |
| Sep-23         |            |             |              |             |             |           |             |                  |            |              |                 |              |                |               |                |              |            |
| Oct-23         |            |             |              |             |             |           |             |                  |            |              |                 |              |                |               |                |              |            |
| Nov-23         |            |             |              |             |             |           |             |                  |            |              |                 |              |                |               |                |              |            |
| Dec-23         |            |             |              |             |             |           |             |                  |            |              |                 |              |                |               |                |              |            |
| <b>2023</b>    | <b>3</b>   | <b>-57%</b> | <b>9</b>     | <b>13%</b>  | <b>0.33</b> | <b>27</b> | <b>-4%</b>  | <b>9.00</b>      | <b>47</b>  | <b>94.3%</b> | <b>191,800</b>  | <b>-0.9%</b> | <b>188,500</b> | <b>-11.1%</b> | <b>207,833</b> | <b>2.5%</b>  | <b>323</b> |

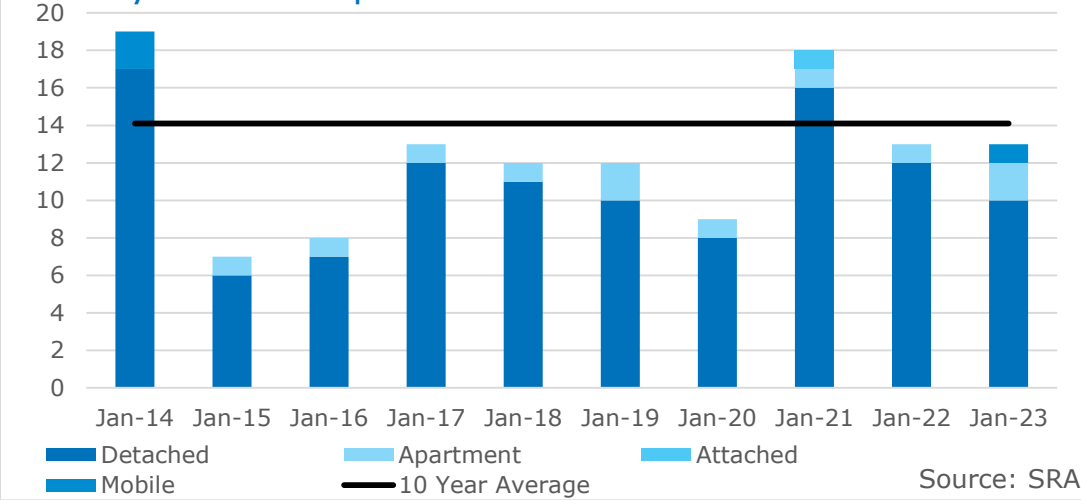


| MELFORT     |           |            |              |             |             |           |             |                  |           |              |                 |             |                |               |                |               |            |
|-------------|-----------|------------|--------------|-------------|-------------|-----------|-------------|------------------|-----------|--------------|-----------------|-------------|----------------|---------------|----------------|---------------|------------|
|             | Sales     | Y/Y%       | New Listings | Y/Y%        | S/NL Ratio  | Inventory | Y/Y%        | Months of Supply | DOM       | SP/LP        | Benchmark Price | Y/Y%        | Median Price   | Y/Y%          | Average Price  | Y/Y%          | Index      |
| Jan-13      | 4         | 0%         | 9            | 29%         | 0.44        | 42        | -5%         | 10.50            | 142       | 95.2%        | 147,800         | 11.1%       | 201,000        | 67.8%         | 173,725        | 4.9%          | 249        |
| Feb-13      | 5         | 25%        | 12           | -20%        | 0.42        | 44        | -14%        | 8.80             | 118       | 97.3%        | 156,600         | 14.4%       | 216,000        | 23.4%         | 199,900        | 5.7%          | 264        |
| Mar-13      | 9         | 0%         | 8            | 0%          | 1.13        | 41        | -5%         | 4.56             | 55        | 96.2%        | 154,100         | 14.7%       | 140,000        | 27.9%         | 146,125        | -2.1%         | 260        |
| Apr-13      | 6         | -45%       | 17           | -15%        | 0.35        | 45        | -4%         | 7.50             | 59        | 97.1%        | 155,000         | 12.2%       | 243,250        | 47.4%         | 240,833        | 19.7%         | 261        |
| May-13      | 10        | 67%        | 24           | 9%          | 0.42        | 55        | -8%         | 5.50             | 71        | 96.0%        | 155,000         | 10.1%       | 220,000        | 47.2%         | 246,840        | 60.2%         | 261        |
| Jun-13      | 12        | 200%       | 11           | -35%        | 1.09        | 44        | -33%        | 3.67             | 60        | 97.2%        | 156,600         | 7.6%        | 148,750        | -15.2%        | 158,333        | -20.9%        | 264        |
| Jul-13      | 13        | 86%        | 16           | 7%          | 0.81        | 44        | -36%        | 3.38             | 51        | 94.6%        | 158,300         | 4.2%        | 193,500        | 20.9%         | 187,692        | 21.0%         | 267        |
| Aug-13      | 2         | -60%       | 15           | 25%         | 0.13        | 52        | -27%        | 26.00            | 29        | 96.3%        | 159,200         | 6.0%        | 104,500        | -42.4%        | 104,500        | -39.8%        | 269        |
| Sep-13      | 8         | -38%       | 10           | -9%         | 0.80        | 46        | -23%        | 5.75             | 109       | 94.1%        | 158,400         | 3.5%        | 180,500        | -21.1%        | 210,353        | -1.2%         | 267        |
| Oct-13      | 6         | -54%       | 9            | -36%        | 0.67        | 41        | -24%        | 6.83             | 61        | 96.1%        | 155,200         | 3.7%        | 134,625        | -26.4%        | 158,792        | -23.1%        | 262        |
| Nov-13      | 9         | 0%         | 8            | -27%        | 1.13        | 34        | -33%        | 3.78             | 54        | 95.4%        | 155,500         | 4.4%        | 185,000        | 6.9%          | 186,578        | 14.7%         | 262        |
| Dec-13      | 3         | -50%       | 6            | 50%         | 0.50        | 31        | -33%        | 10.33            | 11        | 95.8%        | 152,400         | 2.8%        | 110,000        | -49.1%        | 125,833        | -25.4%        | 257        |
| <b>2013</b> | <b>87</b> | <b>-4%</b> | <b>145</b>   | <b>-7%</b>  | <b>0.60</b> | <b>43</b> | <b>-22%</b> | <b>5.97</b>      | <b>68</b> | <b>95.8%</b> | <b>155,342</b>  | <b>7.7%</b> | <b>180,000</b> | <b>2.9%</b>   | <b>185,795</b> | <b>1.9%</b>   | <b>262</b> |
| Jan-14      | 4         | 0%         | 12           | 33%         | 0.33        | 34        | -19%        | 8.50             | 61        | 89.5%        | 155,700         | 5.3%        | 188,000        | -6.5%         | 178,625        | 2.8%          | 263        |
| Feb-14      | 3         | -40%       | 10           | -17%        | 0.30        | 40        | -9%         | 13.33            | 30        | 95.7%        | 158,600         | 1.3%        | 138,500        | -35.9%        | 170,167        | -14.9%        | 268        |
| Mar-14      | 4         | -56%       | 21           | 163%        | 0.19        | 51        | 24%         | 12.75            | 29        | 98.5%        | 158,300         | 2.7%        | 231,500        | 65.4%         | 251,000        | 71.8%         | 267        |
| Apr-14      | 8         | 33%        | 13           | -24%        | 0.62        | 56        | 24%         | 7.00             | 83        | 97.1%        | 157,000         | 1.3%        | 210,250        | -13.6%        | 216,438        | -10.1%        | 265        |
| May-14      | 12        | 20%        | 24           | 0%          | 0.50        | 65        | 18%         | 5.42             | 82        | 96.3%        | 161,300         | 4.1%        | 191,500        | -13.0%        | 198,125        | -19.7%        | 272        |
| Jun-14      | 10        | -17%       | 16           | 45%         | 0.63        | 63        | 43%         | 6.30             | 40        | 95.5%        | 164,700         | 5.2%        | 142,500        | -4.2%         | 167,800        | 6.0%          | 278        |
| Jul-14      | 8         | -38%       | 13           | -19%        | 0.62        | 63        | 43%         | 7.88             | 70        | 97.2%        | 164,200         | 3.7%        | 137,750        | -28.8%        | 144,250        | -23.1%        | 277        |
| Aug-14      | 7         | 250%       | 11           | -27%        | 0.64        | 59        | 13%         | 8.43             | 130       | 95.3%        | 165,000         | 3.6%        | 151,000        | 44.5%         | 170,857        | 63.5%         | 278        |
| Sep-14      | 15        | 88%        | 14           | 40%         | 1.07        | 51        | 11%         | 3.40             | 67        | 94.1%        | 163,700         | 3.3%        | 138,000        | -23.5%        | 191,333        | -9.0%         | 276        |
| Oct-14      | 2         | -67%       | 9            | 0%          | 0.22        | 45        | 10%         | 22.50            | 21        | 94.7%        | 162,500         | 4.7%        | 103,500        | -23.1%        | 103,500        | -34.8%        | 274        |
| Nov-14      | 4         | -56%       | 8            | 0%          | 0.50        | 47        | 38%         | 11.75            | 71        | 92.6%        | 161,400         | 3.8%        | 173,000        | -6.5%         | 172,750        | -7.4%         | 272        |
| Dec-14      | 3         | 0%         | 5            | -17%        | 0.60        | 40        | 29%         | 13.33            | 144       | 93.0%        | 163,400         | 7.2%        | 180,000        | 63.6%         | 215,000        | 70.9%         | 276        |
| <b>2014</b> | <b>80</b> | <b>-8%</b> | <b>156</b>   | <b>8%</b>   | <b>0.51</b> | <b>51</b> | <b>18%</b>  | <b>7.68</b>      | <b>72</b> | <b>95.3%</b> | <b>161,317</b>  | <b>3.8%</b> | <b>178,500</b> | <b>-0.8%</b>  | <b>184,738</b> | <b>-0.6%</b>  | <b>272</b> |
| Jan-15      | 3         | -25%       | 10           | -17%        | 0.30        | 46        | 35%         | 15.33            | 17        | 98.3%        | 162,700         | 4.5%        | 237,000        | 26.1%         | 173,000        | -3.1%         | 274        |
| Feb-15      | 2         | -33%       | 14           | 40%         | 0.14        | 56        | 40%         | 28.00            | 90        | 91.8%        | 162,000         | 2.1%        | 190,000        | 37.2%         | 190,000        | 11.7%         | 273        |
| Mar-15      | 10        | 150%       | 11           | -48%        | 0.91        | 49        | -4%         | 4.90             | 114       | 96.2%        | 166,000         | 4.9%        | 196,500        | -15.1%        | 210,100        | -16.3%        | 280        |
| Apr-15      | 7         | -13%       | 12           | -8%         | 0.58        | 53        | -5%         | 7.57             | 133       | 96.3%        | 162,800         | 3.7%        | 226,000        | 7.5%          | 215,679        | -0.4%         | 275        |
| May-15      | 7         | -42%       | 16           | -33%        | 0.44        | 52        | -20%        | 7.43             | 69        | 93.8%        | 164,300         | 1.9%        | 200,000        | 4.4%          | 196,357        | -0.9%         | 277        |
| Jun-15      | 11        | 10%        | 15           | -6%         | 0.73        | 52        | -17%        | 4.73             | 72        | 94.3%        | 162,900         | -1.1%       | 192,500        | 35.1%         | 196,491        | 17.1%         | 275        |
| Jul-15      | 11        | 38%        | 12           | -8%         | 0.92        | 50        | -21%        | 4.55             | 58        | 95.3%        | 163,800         | -0.2%       | 105,000        | -23.8%        | 140,056        | -2.9%         | 276        |
| Aug-15      | 5         | -29%       | 9            | -18%        | 0.56        | 46        | -22%        | 9.20             | 78        | 94.3%        | 164,000         | -0.6%       | 160,000        | 6.0%          | 187,400        | 9.7%          | 277        |
| Sep-15      | 3         | -80%       | 10           | -29%        | 0.30        | 51        | 0%          | 17.00            | 123       | 95.7%        | 164,600         | 0.5%        | 215,000        | 55.8%         | 214,667        | 12.2%         | 278        |
| Oct-15      | 5         | 150%       | 7            | -22%        | 0.71        | 46        | 2%          | 9.20             | 38        | 96.4%        | 165,000         | 1.5%        | 155,000        | 49.8%         | 171,900        | 66.1%         | 278        |
| Nov-15      | 4         | 0%         | 11           | 38%         | 0.36        | 49        | 4%          | 12.25            | 120       | 94.3%        | 164,600         | 2.0%        | 332,500        | 92.2%         | 323,500        | 87.3%         | 278        |
| Dec-15      | 6         | 100%       | 1            | -80%        | 6.00        | 42        | 5%          | 7.00             | 107       | 94.2%        | 167,400         | 2.4%        | 191,700        | 6.5%          | 204,733        | -4.8%         | 282        |
| <b>2015</b> | <b>74</b> | <b>-8%</b> | <b>128</b>   | <b>-18%</b> | <b>0.58</b> | <b>49</b> | <b>-4%</b>  | <b>8.00</b>      | <b>85</b> | <b>95.1%</b> | <b>164,175</b>  | <b>1.8%</b> | <b>197,500</b> | <b>10.6%</b>  | <b>196,610</b> | <b>6.4%</b>   | <b>277</b> |
| Jan-16      | 2         | -33%       | 14           | 40%         | 0.14        | 49        | 7%          | 24.50            | 34        | 93.9%        | 164,300         | 1.0%        | 185,000        | -21.9%        | 185,000        | 6.9%          | 277        |
| Feb-16      | 7         | 250%       | 9            | -36%        | 0.78        | 47        | -16%        | 6.71             | 90        | 93.5%        | 165,500         | 2.2%        | 205,000        | 7.9%          | 207,929        | 9.4%          | 279        |
| Mar-16      | 10        | 0%         | 15           | 36%         | 0.67        | 44        | -10%        | 4.40             | 164       | 96.7%        | 165,800         | -0.1%       | 229,000        | 16.5%         | 232,500        | 10.7%         | 280        |
| Apr-16      | 10        | 43%        | 16           | 33%         | 0.63        | 46        | -13%        | 4.60             | 37        | 93.9%        | 165,300         | 1.5%        | 231,500        | 2.4%          | 219,800        | 1.9%          | 279        |
| May-16      | 12        | 71%        | 16           | 0%          | 0.75        | 48        | -8%         | 4.00             | 85        | 95.7%        | 164,000         | -0.2%       | 251,500        | 25.8%         | 270,958        | 38.0%         | 277        |
| Jun-16      | 9         | -18%       | 19           | 27%         | 0.47        | 56        | 8%          | 6.22             | 99        | 94.6%        | 164,100         | 0.7%        | 175,000        | -9.1%         | 203,667        | 3.7%          | 277        |
| Jul-16      | 5         | -55%       | 10           | -17%        | 0.50        | 55        | 10%         | 11.00            | 70        | 95.1%        | 169,500         | 3.5%        | 248,000        | 136.2%        | 248,100        | 77.1%         | 286        |
| Aug-16      | 8         | 60%        | 6            | -33%        | 1.33        | 50        | 9%          | 6.25             | 66        | 92.6%        | 166,700         | 1.6%        | 190,000        | 18.7%         | 178,812        | -4.6%         | 281        |
| Sep-16      | 7         | 133%       | 9            | -10%        | 0.78        | 47        | -8%         | 6.71             | 113       | 93.6%        | 166,400         | 1.1%        | 190,000        | -11.6%        | 216,571        | 0.9%          | 281        |
| Oct-16      | 11        | 120%       | 11           | 57%         | 1.00        | 40        | -13%        | 3.64             | 111       | 96.3%        | 165,400         | 0.2%        | 180,000        | 16.1%         | 218,786        | 27.3%         | 279        |
| Nov-16      | 3         | -25%       | 16           | 45%         | 0.19        | 43        | -12%        | 14.33            | 29        | 97.2%        | 165,100         | 0.3%        | 215,000        | -35.3%        | 207,000        | -36.0%        | 278        |
| Dec-16      | 2         | -67%       | 2            | 100%        | 1.00        | 40        | -5%         | 20.00            | 65        | 95.9%        | 163,500         | -2.3%       | 195,188        | 1.8%          | 195,188        | -4.7%         | 276        |
| <b>2016</b> | <b>86</b> | <b>16%</b> | <b>143</b>   | <b>12%</b>  | <b>0.60</b> | <b>47</b> | <b>-5%</b>  | <b>6.57</b>      | <b>90</b> | <b>95.0%</b> | <b>165,467</b>  | <b>0.8%</b> | <b>217,250</b> | <b>10.0%</b>  | <b>221,372</b> | <b>12.6%</b>  | <b>279</b> |
| Jan-17      | 6         | 200%       | 13           | -7%         | 0.46        | 40        | -18%        | 6.67             | 96        | 94.1%        | 160,900         | -2.1%       | 197,250        | 6.6%          | 186,083        | 0.6%          | 271        |
| Feb-17      | 5         | -29%       | 9            | 0%          | 0.56        | 42        | -11%        | 8.40             | 200       | 96.3%        | 162,000         | -2.1%       | 158,000        | -22.9%        | 171,800        | -17.4%        | 273        |
| Mar-17      | 11        | 10%        | 9            | -40%        | 1.22        | 39        | -11%        | 3.55             | 78        | 96.3%        | 169,900         | 2.5%        | 226,000        | -1.3%         | 200,686        | -13.7%        | 287        |
| Apr-17      | 5         | -50%       | 6            | -63%        | 0.83        | 38        | -17%        | 7.60             | 97        | 93.7%        | 170,500         | 3.1%        | 165,000        | -28.7%        | 206,000        | -6.3%         | 288        |
| May-17      | 6         | -50%       | 18           | 13%         | 0.33        | 48        | 0%          | 8.00             | 41        | 95.8%        | 165,900         | 1.2%        | 214,250        | -14.8%        | 219,483        | -19.0%        | 280        |
| Jun-17      | 15        | 67%        | 11           | -42%        | 1.36        | 40        | -29%        | 2.67             | 58        | 96.5%        | 170,600         | 4.0%        | 224,000        | 28.0%         | 204,460        | 0.4%          | 288        |
| Jul-17      | 7         | 40%        | 12           | 20%         | 0.58        | 41        | -25%        | 5.86             | 118       | 94.6%        | 169,500         | 0.0%        | 175,000        | -29.4%        | 207,000        | -16.6%        | 286        |
| Aug-17      | 5         | -38%       | 9            | 50%         | 0.56        | 42        | -16%        | 8.40             | 32        | 91.2%        | 169,400         | 1.6%        | 142,000        | -25.3%        | 133,400        | -25.4%        | 286        |
| Sep-17      | 7         | 0%         | 11           | 22%         | 0.64        | 38        | -19%        | 5.43             | 127       | 94.8%        | 173,300         | 4.1%        | 221,250        | 16.4%         | 239,750        | 10.7%         | 292        |
| Oct-17      | 5         | -55%       | 8            | -27%        | 0.63        | 35        | -13%        | 7.00             | 77        | 92.8%        | 173,400         | 4.8%        | 177,000        | -1.7%         | 153,380        | -29.9%        | 292        |
| Nov-17      | 4         | 33%        | 11           | -31%        | 0.36        | 39        | -9%         | 9.75             | 80        | 96.4%        | 170,000         | 3.0%        | 221,000        | 2.8%          | 239,000        | 15.5%         | 287        |
| Dec-17      | 6         | 200%       | 5            | 150%        | 1.20        | 33        | -18%        | 5.50             | 58        | 96.2%        | 166,900         | 2.1%        | 189,250        | -3.0%         | 197,167        | 1.0%          | 282        |
| <b>2017</b> | <b>82</b> | <b>-5%</b> | <b>122</b>   | <b>-15%</b> | <b>0.67</b> | <b>40</b> | <b>-16%</b> | <b>5.79</b>      | <b>85</b> | <b>95.3%</b> | <b>168,525</b>  | <b>1.8%</b> | <b>195,000</b> | <b>-10.2%</b> | <b>198,744</b> | <b>-10.2%</b> | <b>284</b> |
| Jan-18      | 4         | -33%       | 10           | -23%        | 0.40        | 35        | -13%        | 8.75             | 20        | 94.8%        | 167,900         | 4.4%        | 159,500        | -19.1%        | 164,500        | -11.6%        | 283        |
| Feb-18      | 6         | 20%        | 8            | -11%        | 0.75        | 32        | -24%        | 5.33             | 58        | 96.1%        | 165,800         | 2.3%        | 222,500        | 40.8%         | 200,000        | 16.4%         | 280        |
| Mar-18      | 5         | -55%       | 14           | 56%         | 0.36        | 36        | -8%         | 7.20             | 56        | 96.8%        | 166,100         | -2.2%       | 152,000        | -32.7%        | 236,260        | 17.7%         | 280        |
| Apr-18      | 9         | 80%        | 13           | 117%        | 0.69        | 37        | -3%         | 4.11             | 62        | 95.4%        | 166,200         | -2.5%       | 168,500        | 2.1%          | 170,861        | -17.1%        | 280        |
| May-18      | 8         | 33%        | 8            | -56%        | 1.00        | 36        | -25%        | 4.50             | 52        | 95.8%        | 163,100         | -1.7%       | 187,500        | -12.5%        | 210,313        | -4.2%         | 275        |
| Jun-18      | 5         | -67%       | 4            | -64%        | 1.25        | 35        | -13%        | 7.00             | 71        | 95.1%        | 164,900         | -3.3%       | 203,000        | -9.4%         | 172,500        | -15.6%        | 278        |
| Jul-18      | 3         | -57%       | 9            | -25%        | 0.33        | 38        | -7%         | 12.67            | 116       | 95.2%        | 165,600         | -2.3%       | 170,000        | -2.9%         | 190,333        | -8.1%         | 279        |
| Aug-18      | 5         | 0%         | 6            | -33%        | 0.83        | 36        | -14%        | 7.20             | 65        | 95.6%        | 167,000         | -1.4%       | 168,000        | 18.3%         | 172,580        | 29.4%         | 282        |
| Sep-18      | 3         | -57%       | 12           | 9%          | 0.25        | 42        | 11%         | 14.00            | 147       | 94.8%        | 166,800         | -3.8%       | 185,000        | -16.4%        | 195,833        | -18.3%        | 281        |
| Oct-18      | 7</       |            |              |             |             |           |             |                  |           |              |                 |             |                |               |                |               |            |



| MELFORT     |            |             |              |             |             |           |             |                  |            |              |                 |              |                |               |                |              |            |
|-------------|------------|-------------|--------------|-------------|-------------|-----------|-------------|------------------|------------|--------------|-----------------|--------------|----------------|---------------|----------------|--------------|------------|
|             | Sales      | Y/Y%        | New Listings | Y/Y%        | S/NL Ratio  | Inventory | Y/Y%        | Months of Supply | DOM        | SP/LP        | Benchmark Price | Y/Y%         | Median Price   | Y/Y%          | Average Price  | Y/Y%         | Index      |
| Jan-19      | 2          | -50%        | 6            | -40%        | 0.33        | 41        | 17%         | 20.50            | 52         | 77.9%        | 163,700         | -2.5%        | 38,750         | -75.7%        | 38,750         | -76.4%       | 276        |
| Feb-19      | 4          | -33%        | 12           | 50%         | 0.33        | 46        | 44%         | 11.50            | 30         | 96.4%        | 161,100         | -2.8%        | 247,500        | 11.2%         | 261,500        | 30.8%        | 272        |
| Mar-19      | 5          | 0%          | 6            | -57%        | 0.83        | 44        | 22%         | 8.80             | 51         | 98.2%        | 162,500         | -2.2%        | 249,900        | 64.4%         | 233,780        | -1.0%        | 274        |
| Apr-19      | 6          | -33%        | 12           | -8%         | 0.50        | 47        | 27%         | 7.83             | 157        | 94.9%        | 165,400         | -0.5%        | 222,850        | 32.3%         | 188,033        | 10.1%        | 279        |
| May-19      | 5          | -38%        | 16           | 100%        | 0.31        | 52        | 44%         | 10.40            | 35         | 94.9%        | 167,000         | 2.4%         | 200,000        | 6.7%          | 197,405        | -6.1%        | 282        |
| Jun-19      | 11         | 120%        | 14           | 250%        | 0.79        | 52        | 49%         | 4.73             | 90         | 95.3%        | 168,000         | 1.9%         | 179,000        | -11.8%        | 197,818        | 14.7%        | 283        |
| Jul-19      | 5          | 67%         | 13           | 44%         | 0.38        | 56        | 47%         | 11.20            | 84         | 96.6%        | 168,000         | 1.4%         | 288,000        | 69.4%         | 246,580        | 29.6%        | 283        |
| Aug-19      | 8          | 60%         | 7            | 17%         | 1.14        | 55        | 53%         | 6.88             | 107        | 94.2%        | 162,400         | -2.8%        | 182,500        | 8.6%          | 199,788        | 15.8%        | 274        |
| Sep-19      | 8          | 167%        | 9            | -25%        | 0.89        | 52        | 24%         | 6.50             | 88         | 93.0%        | 161,200         | -3.4%        | 152,000        | -17.8%        | 141,688        | -27.6%       | 272        |
| Oct-19      | 5          | -29%        | 9            | -31%        | 0.56        | 53        | 29%         | 10.60            | 151        | 88.7%        | 161,500         | -0.6%        | 136,000        | -42.1%        | 122,800        | -49.3%       | 272        |
| Nov-19      | 5          | 0%          | 7            | 0%          | 0.71        | 50        | 22%         | 10.00            | 65         | 95.1%        | 157,800         | -1.6%        | 295,000        | 84.4%         | 334,300        | 104.0%       | 266        |
| Dec-19      | 1          | 0%          | 5            | 0%          | 0.20        | 45        | 10%         | 45.00            | 71         | 95.7%        | 161,200         | -1.2%        | 244,000        | 49.7%         | 244,000        | 49.7%        | 272        |
| <b>2019</b> | <b>65</b>  | <b>7%</b>   | <b>116</b>   | <b>6%</b>   | <b>0.56</b> | <b>49</b> | <b>32%</b>  | <b>9.12</b>      | <b>88</b>  | <b>94.9%</b> | <b>163,317</b>  | <b>-1.0%</b> | <b>200,000</b> | <b>11.4%</b>  | <b>201,197</b> | <b>3.8%</b>  | <b>275</b> |
| Jan-20      | 3          | 50%         | 9            | 50%         | 0.33        | 49        | 20%         | 16.33            | 179        | 94.8%        | 165,900         | 1.3%         | 235,000        | 506.5%        | 208,000        | 436.8%       | 280        |
| Feb-20      | 1          | -75%        | 4            | -67%        | 0.25        | 50        | 9%          | 50.00            | 44         | 90.5%        | 171,400         | 6.4%         | 180,000        | -27.3%        | 180,000        | -31.2%       | 289        |
| Mar-20      | 2          | -60%        | 4            | -33%        | 0.50        | 49        | 11%         | 24.50            | 213        | 94.2%        | 167,800         | 3.3%         | 290,000        | 16.0%         | 290,000        | 24.0%        | 283        |
| Apr-20      | 3          | -50%        | 8            | -33%        | 0.38        | 51        | 9%          | 17.00            | 118        | 95.5%        | 167,200         | 1.1%         | 130,000        | -41.7%        | 132,000        | -29.8%       | 282        |
| May-20      | 7          | 40%         | 3            | -81%        | 2.33        | 42        | -19%        | 6.00             | 110        | 94.5%        | 166,000         | -0.6%        | 214,500        | 7.3%          | 199,286        | 1.0%         | 280        |
| Jun-20      | 3          | -73%        | 14           | 0%          | 0.21        | 46        | -12%        | 15.33            | 149        | 92.0%        | 171,200         | 1.9%         | 140,000        | -21.8%        | 167,500        | -15.3%       | 289        |
| Jul-20      | 4          | -20%        | 13           | 0%          | 0.31        | 46        | -18%        | 11.50            | 96         | 94.9%        | 175,500         | 4.5%         | 151,750        | -47.3%        | 152,688        | -38.1%       | 296        |
| Aug-20      | 9          | 13%         | 20           | 186%        | 0.45        | 53        | -4%         | 5.89             | 112        | 97.3%        | 178,600         | 10.0%        | 226,500        | 24.1%         | 275,722        | 38.0%        | 301        |
| Sep-20      | 7          | -13%        | 8            | -11%        | 0.88        | 52        | 0%          | 7.43             | 54         | 94.0%        | 181,100         | 12.3%        | 148,000        | -2.6%         | 216,214        | 52.6%        | 305        |
| Oct-20      | 4          | -20%        | 11           | 22%         | 0.36        | 51        | -4%         | 12.75            | 126        | 94.1%        | 184,200         | 14.1%        | 232,500        | 71.0%         | 220,000        | 79.2%        | 311        |
| Nov-20      | 8          | 60%         | 9            | 29%         | 0.89        | 45        | -10%        | 5.63             | 70         | 92.0%        | 184,000         | 16.6%        | 166,500        | -43.6%        | 161,500        | -51.7%       | 310        |
| Dec-20      | 5          | 400%        | 5            | 0%          | 1.00        | 43        | -4%         | 8.60             | 105        | 93.7%        | 178,700         | 10.9%        | 170,000        | -30.3%        | 156,200        | -36.0%       | 301        |
| <b>2020</b> | <b>56</b>  | <b>-14%</b> | <b>108</b>   | <b>-7%</b>  | <b>0.52</b> | <b>48</b> | <b>-3%</b>  | <b>10.30</b>     | <b>106</b> | <b>94.5%</b> | <b>174,300</b>  | <b>6.7%</b>  | <b>175,000</b> | <b>-12.5%</b> | <b>200,647</b> | <b>-0.3%</b> | <b>294</b> |
| Jan-21      | 7          | 133%        | 13           | 44%         | 0.54        | 45        | -8%         | 6.43             | 135        | 94.8%        | 173,400         | 4.5%         | 220,000        | -6.4%         | 223,107        | 7.3%         | 292        |
| Feb-21      | 11         | 1000%       | 6            | 50%         | 1.83        | 34        | -32%        | 3.09             | 90         | 96.1%        | 185,400         | 8.2%         | 177,000        | -1.7%         | 204,955        | 13.9%        | 313        |
| Mar-21      | 10         | 400%        | 16           | 300%        | 0.63        | 35        | -29%        | 3.50             | 27         | 96.5%        | 189,400         | 12.9%        | 259,000        | -10.7%        | 251,050        | -13.4%       | 319        |
| Apr-21      | 13         | 333%        | 16           | 100%        | 0.81        | 35        | -31%        | 2.69             | 56         | 97.7%        | 193,000         | 15.4%        | 192,000        | 47.7%         | 219,023        | 65.9%        | 326        |
| May-21      | 12         | 71%         | 14           | 367%        | 0.86        | 32        | -24%        | 2.67             | 40         | 96.8%        | 192,900         | 16.2%        | 237,500        | 10.7%         | 267,458        | 34.2%        | 325        |
| Jun-21      | 14         | 367%        | 21           | 50%         | 0.67        | 36        | -22%        | 2.57             | 79         | 95.9%        | 195,300         | 14.1%        | 195,000        | 39.3%         | 198,007        | 18.2%        | 329        |
| Jul-21      | 9          | 125%        | 11           | -15%        | 0.82        | 35        | -24%        | 3.89             | 55         | 97.1%        | 197,300         | 12.4%        | 194,000        | 27.8%         | 202,256        | 32.5%        | 333        |
| Aug-21      | 6          | -33%        | 14           | -30%        | 0.43        | 41        | -23%        | 6.83             | 79         | 95.8%        | 197,500         | 10.6%        | 221,500        | -2.2%         | 212,667        | -22.9%       | 333        |
| Sep-21      | 5          | -29%        | 9            | 13%         | 0.56        | 42        | -19%        | 8.40             | 95         | 96.2%        | 199,100         | 9.9%         | 227,500        | 53.7%         | 193,800        | -10.4%       | 336        |
| Oct-21      | 8          | 100%        | 4            | -64%        | 2.00        | 32        | -37%        | 4.00             | 61         | 94.7%        | 200,100         | 8.6%         | 209,500        | -9.9%         | 199,000        | -9.5%        | 337        |
| Nov-21      | 5          | -38%        | 3            | -67%        | 1.67        | 28        | -38%        | 5.60             | 62         | 93.9%        | 194,400         | 5.7%         | 137,500        | -17.4%        | 196,300        | 21.5%        | 328        |
| Dec-21      | 6          | 20%         | 4            | -20%        | 1.50        | 21        | -51%        | 3.50             | 153        | 95.0%        | 194,700         | 9.0%         | 192,500        | 13.2%         | 196,167        | 25.6%        | 328        |
| <b>2021</b> | <b>106</b> | <b>89%</b>  | <b>131</b>   | <b>21%</b>  | <b>0.81</b> | <b>35</b> | <b>-28%</b> | <b>3.92</b>      | <b>72</b>  | <b>96.1%</b> | <b>192,708</b>  | <b>10.6%</b> | <b>211,500</b> | <b>20.9%</b>  | <b>216,712</b> | <b>8.0%</b>  | <b>325</b> |
| Jan-22      | 6          | -14%        | 5            | -62%        | 1.20        | 18        | -60%        | 3.00             | 55         | 97.5%        | 193,600         | 11.6%        | 223,250        | 1.5%          | 222,117        | -0.4%        | 327        |
| Feb-22      | 6          | -45%        | 12           | 100%        | 0.50        | 22        | -35%        | 3.67             | 26         | 91.2%        | 195,600         | 5.5%         | 147,500        | -16.7%        | 135,333        | -34.0%       | 330        |
| Mar-22      | 5          | -50%        | 5            | -69%        | 1.00        | 17        | -51%        | 3.40             | 80         | 95.5%        | 205,000         | 8.2%         | 275,000        | 6.2%          | 264,000        | 5.2%         | 346        |
| Apr-22      | 2          | -85%        | 10           | -38%        | 0.20        | 24        | -31%        | 12.00            | 175        | 93.9%        | 206,600         | 7.0%         | 149,500        | -22.1%        | 149,500        | -31.7%       | 348        |
| May-22      | 7          | -42%        | 14           | 0%          | 0.50        | 30        | -6%         | 4.29             | 38         | 97.1%        | 213,400         | 10.6%        | 225,000        | -5.3%         | 260,786        | -2.5%        | 360        |
| Jun-22      | 8          | -43%        | 14           | -33%        | 0.57        | 34        | -6%         | 4.25             | 83         | 93.6%        | 216,500         | 10.9%        | 212,500        | 9.0%          | 206,375        | 4.2%         | 365        |
| Jul-22      | 11         | 22%         | 10           | -9%         | 1.10        | 33        | -6%         | 3.00             | 52         | 95.6%        | 210,400         | 6.6%         | 165,000        | -14.9%        | 162,009        | -19.9%       | 355        |
| Aug-22      | 5          | -17%        | 8            | -43%        | 0.63        | 29        | -29%        | 5.80             | 69         | 94.9%        | 204,000         | 3.3%         | 172,000        | -22.3%        | 176,600        | -17.0%       | 344        |
| Sep-22      | 10         | 100%        | 10           | 11%         | 1.00        | 28        | -33%        | 2.80             | 86         | 94.6%        | 204,100         | 2.5%         | 193,000        | -15.2%        | 202,750        | 4.6%         | 344        |
| Oct-22      | 12         | 50%         | 8            | 100%        | 1.50        | 23        | -28%        | 1.92             | 54         | 94.3%        | 199,300         | -0.4%        | 223,750        | 6.8%          | 194,875        | -2.1%        | 336        |
| Nov-22      | 6          | 20%         | 7            | 133%        | 0.86        | 21        | -25%        | 3.50             | 51         | 94.7%        | 198,400         | 2.1%         | 306,000        | 122.5%        | 266,067        | 35.5%        | 335        |
| Dec-22      | 3          | -50%        | 2            | -50%        | 1.50        | 17        | -19%        | 5.67             | 78         | 92.7%        | 193,600         | -0.6%        | 156,000        | -19.0%        | 175,250        | -10.7%       | 327        |
| <b>2022</b> | <b>81</b>  | <b>-24%</b> | <b>105</b>   | <b>-20%</b> | <b>0.77</b> | <b>25</b> | <b>-29%</b> | <b>3.65</b>      | <b>63</b>  | <b>94.9%</b> | <b>203,375</b>  | <b>5.5%</b>  | <b>200,000</b> | <b>-5.4%</b>  | <b>202,388</b> | <b>-6.6%</b> | <b>343</b> |
| Jan-23      | 2          | -67%        | 6            | 20%         | 0.33        | 19        | 6%          | 9.50             | 54         | 94.3%        | 191,800         | -0.9%        | 229,250        | 2.7%          | 229,250        | 3.2%         | 323        |
| Feb-23      |            |             |              |             |             |           |             |                  |            |              |                 |              |                |               |                |              |            |
| Mar-23      |            |             |              |             |             |           |             |                  |            |              |                 |              |                |               |                |              |            |
| Apr-23      |            |             |              |             |             |           |             |                  |            |              |                 |              |                |               |                |              |            |
| May-23      |            |             |              |             |             |           |             |                  |            |              |                 |              |                |               |                |              |            |
| Jun-23      |            |             |              |             |             |           |             |                  |            |              |                 |              |                |               |                |              |            |
| Jul-23      |            |             |              |             |             |           |             |                  |            |              |                 |              |                |               |                |              |            |
| Aug-23      |            |             |              |             |             |           |             |                  |            |              |                 |              |                |               |                |              |            |
| Sep-23      |            |             |              |             |             |           |             |                  |            |              |                 |              |                |               |                |              |            |
| Oct-23      |            |             |              |             |             |           |             |                  |            |              |                 |              |                |               |                |              |            |
| Nov-23      |            |             |              |             |             |           |             |                  |            |              |                 |              |                |               |                |              |            |
| Dec-23      |            |             |              |             |             |           |             |                  |            |              |                 |              |                |               |                |              |            |
| <b>2023</b> | <b>2</b>   | <b>-67%</b> | <b>6</b>     | <b>20%</b>  | <b>0.33</b> | <b>19</b> | <b>6%</b>   | <b>9.50</b>      | <b>54</b>  | <b>94.3%</b> | <b>191,800</b>  | <b>-0.9%</b> | <b>229,250</b> | <b>2.7%</b>   | <b>229,250</b> | <b>3.2%</b>  | <b>323</b> |

## Monthly Sales Comparison



### SALES

**14**

6.7% Y/Y 6.7% YTD  
10-year average spread

1.4% ↑ 1.4% ↑

### NEW LISTINGS

**22**

29.4% Y/Y 29.4% YTD  
10-year average spread

38.2% ↓ 38.2% ↓



## TOTAL RESIDENTIAL AVERAGE PRICE

**\$ 180,846**

7.7% Y/Y ↓



Monthly trend\*

### INVENTORY

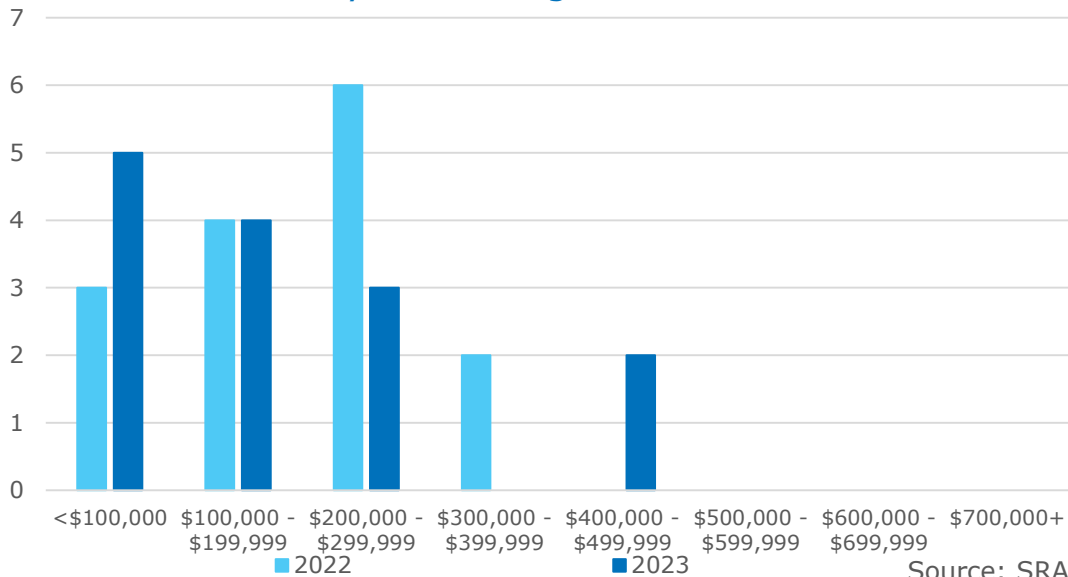
**125**

14.7% Y/Y Monthly trend\*  
10-year average spread

40.8% ↓ 40.8% ↓

## Residential Sales by Price Range

YTD-JAN



### MONTHS OF SUPPLY

**8.93**

22.9% Y/Y Monthly trend\*  
10-year average spread

48.0% ↓ 48.0% ↓

## January 2023

|                          | Sales     |            | New Listings |            | Inventory  |            | S/NL       | Months of Supply |            | DOM       | Average Price    |            |
|--------------------------|-----------|------------|--------------|------------|------------|------------|------------|------------------|------------|-----------|------------------|------------|
|                          | Actual    | Y/Y%       | Actual       | Y/Y%       | Actual     | Y/Y%       | Ratio      | Actual           | Y/Y%       | Actual    | Actual           | Y/Y%       |
| Detached                 | 10        | -17%       | 16           | 23%        | 81         | 9%         | 63%        | 8.10             | 31%        | 104       | \$180,845        | -8%        |
| Attached                 | 0         | -          | 0            | -          | 3          | 50%        | -          | -                | -          | -         | -                | -          |
| Apartment                | 2         | 100%       | 3            | 50%        | 11         | -21%       | 67%        | 5.50             | -61%       | 29        | \$91,750         | 7%         |
| Acreage                  | 1         | -50%       | 2            | 0%         | 24         | 71%        | 50%        | 24.00            | 243%       | 99        | \$419,900        | 75%        |
| Mobile                   | 1         | -          | 1            | -          | 6          | 20%        | 100%       | 6.00             | -          | 67        | \$120,000        | -          |
| <b>Total Residential</b> | <b>14</b> | <b>-7%</b> | <b>22</b>    | <b>29%</b> | <b>125</b> | <b>15%</b> | <b>64%</b> | <b>8.93</b>      | <b>23%</b> | <b>90</b> | <b>\$180,846</b> | <b>-8%</b> |

## 10-Year Averages

|                   | Sales |       | New Listings |       | Inventory |       | S/NL | Months of Supply |       | DOM | Average Price |       |
|-------------------|-------|-------|--------------|-------|-----------|-------|------|------------------|-------|-----|---------------|-------|
|                   | Avg   | %Diff | Avg          | %Diff | Avg       | %Diff | Avg  | Avg              | %Diff | Avg | Avg           | %Diff |
| Total Residential | 14    | 1%    | 36           | -38%  | 211       | -41%  | 42%  | 17.18            | -48%  | 115 | \$157,992     | 14%   |

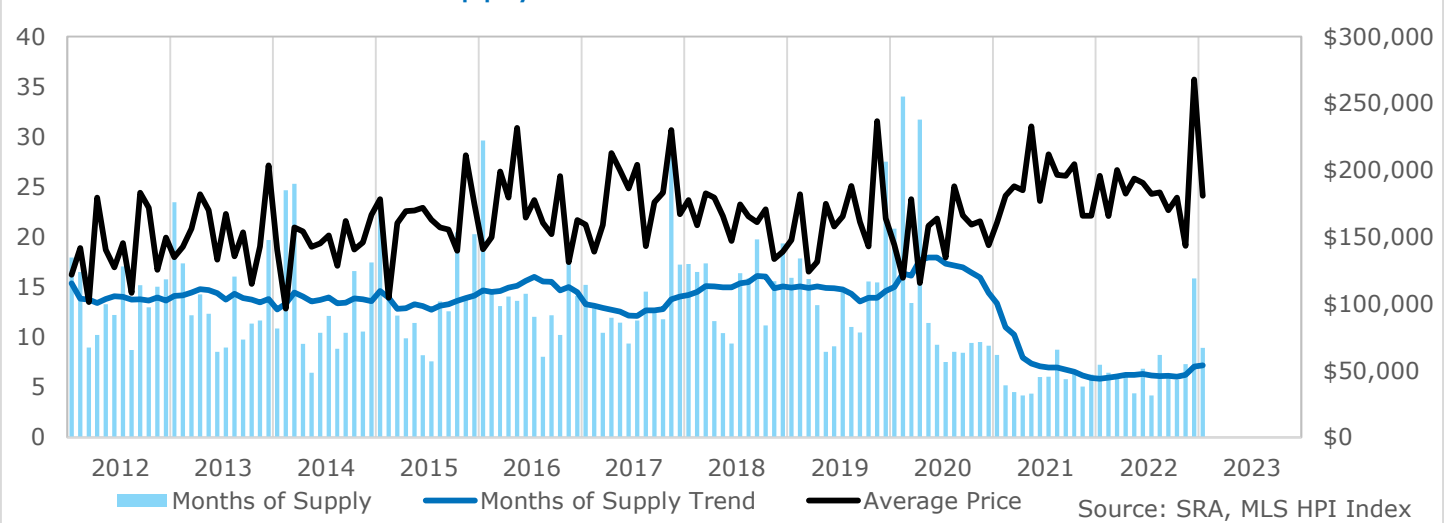
## Year-to-Date January 2023

|                          | Sales     |            | New Listings |            | Inventory  |            | S/NL       | Months of Supply |            | DOM       | Average Price    |            |
|--------------------------|-----------|------------|--------------|------------|------------|------------|------------|------------------|------------|-----------|------------------|------------|
|                          | Actual    | Y/Y%       | Actual       | Y/Y%       | Actual     | Y/Y%       | Ratio      | Actual           | Y/Y%       | Actual    | Actual           | Y/Y%       |
| Detached                 | 10        | -17%       | 16           | 23%        | 81         | 9%         | 63%        | 8.10             | 31%        | 104       | \$180,845        | -8%        |
| Attached                 | 0         | -          | 0            | -          | 3          | 50%        | -          | -                | -          | -         | -                | -          |
| Apartment                | 2         | 100%       | 3            | 50%        | 11         | -21%       | 67%        | 5.50             | -61%       | 29        | \$91,750         | 7%         |
| Acreage                  | 1         | -50%       | 2            | 0%         | 24         | 71%        | 50%        | 24.00            | 243%       | 99        | \$419,900        | 75%        |
| Mobile                   | 1         | -          | 1            | -          | 6          | 20%        | 100%       | 6.00             | -          | 67        | \$120,000        | -          |
| <b>Total Residential</b> | <b>14</b> | <b>-7%</b> | <b>22</b>    | <b>29%</b> | <b>125</b> | <b>15%</b> | <b>64%</b> | <b>8.93</b>      | <b>23%</b> | <b>90</b> | <b>\$180,846</b> | <b>-8%</b> |

## 10-Year Averages

|                   | Sales |       | New Listings |       | Inventory |       | S/NL | Months of Supply |       | DOM | Average Price |       |
|-------------------|-------|-------|--------------|-------|-----------|-------|------|------------------|-------|-----|---------------|-------|
|                   | Avg   | %Diff | Avg          | %Diff | Avg       | %Diff | Avg  | Avg              | %Diff | Avg | Avg           | %Diff |
| Total Residential | 14    | 1%    | 36           | -38%  | 211       | -41%  | 42%  | 17.18            | -48%  | 115 | \$157,992     | 14%   |

## Residential Months of Supply and Price



| MELFORT REGION |            |             |              |             |             |            |             |                  |            |              |                |               |                |              |
|----------------|------------|-------------|--------------|-------------|-------------|------------|-------------|------------------|------------|--------------|----------------|---------------|----------------|--------------|
|                | Sales      | Y/Y%        | New Listings | Y/Y%        | S/NL Ratio  | Inventory  | Y/Y%        | Months of Supply | DOM        | SP/LP        | Median Price   | Y/Y%          | Average Price  | Y/Y%         |
| Jan-13         | 11         | -31%        | 30           | -52%        | 0.37        | 258        | -10%        | 23.45            | 143        | 94.2%        | 160,000        | 82.9%         | 134,905        | 10.7%        |
| Feb-13         | 14         | -22%        | 42           | -30%        | 0.33        | 243        | -18%        | 17.36            | 101        | 95.7%        | 139,000        | 5.3%          | 142,671        | 0.7%         |
| Mar-13         | 21         | -36%        | 46           | -2%         | 0.46        | 256        | -14%        | 12.19            | 101        | 95.8%        | 136,000        | 57.2%         | 156,220        | 54.1%        |
| Apr-13         | 19         | -37%        | 57           | -21%        | 0.33        | 271        | -12%        | 14.26            | 76         | 96.2%        | 181,000        | 4.9%          | 181,921        | 1.4%         |
| May-13         | 24         | -4%         | 74           | 4%          | 0.32        | 296        | -11%        | 12.33            | 75         | 94.4%        | 169,000        | 17.4%         | 170,100        | 21.2%        |
| Jun-13         | 31         | 15%         | 41           | -15%        | 0.76        | 265        | -20%        | 8.55             | 80         | 95.2%        | 127,000        | -2.3%         | 132,968        | 4.4%         |
| Jul-13         | 31         | 55%         | 64           | -14%        | 0.48        | 278        | -18%        | 8.97             | 61         | 94.4%        | 171,000        | 18.3%         | 167,210        | 15.1%        |
| Aug-13         | 16         | -59%        | 49           | -27%        | 0.33        | 257        | -24%        | 16.06            | 70         | 92.6%        | 143,500        | 64.0%         | 135,463        | 25.3%        |
| Sep-13         | 26         | 18%         | 50           | 25%         | 0.52        | 254        | -24%        | 9.77             | 101        | 93.2%        | 166,685        | -8.4%         | 153,393        | -16.2%       |
| Oct-13         | 20         | -17%        | 30           | -23%        | 0.67        | 227        | -27%        | 11.35            | 79         | 94.8%        | 91,450         | -40.7%        | 114,928        | -33.2%       |
| Nov-13         | 18         | -10%        | 20           | -29%        | 0.90        | 210        | -30%        | 11.67            | 49         | 94.3%        | 147,350        | 62.8%         | 142,942        | 14.0%        |
| Dec-13         | 10         | -44%        | 15           | -12%        | 0.67        | 197        | -31%        | 19.70            | 84         | 94.6%        | 197,950        | 23.3%         | 203,640        | 36.1%        |
| <b>2013</b>    | <b>241</b> | <b>-17%</b> | <b>518</b>   | <b>-17%</b> | <b>0.47</b> | <b>251</b> | <b>-20%</b> | <b>12.50</b>     | <b>82</b>  | <b>94.6%</b> | <b>145,000</b> | <b>9.4%</b>   | <b>152,157</b> | <b>9.3%</b>  |
| Jan-14         | 21         | 91%         | 70           | 133%        | 0.30        | 228        | -12%        | 10.86            | 108        | 91.5%        | 145,000        | -9.4%         | 140,476        | 4.1%         |
| Feb-14         | 9          | -36%        | 39           | -7%         | 0.23        | 222        | -9%         | 24.67            | 92         | 93.7%        | 72,000         | -48.2%        | 96,389         | -32.4%       |
| Mar-14         | 10         | -52%        | 56           | 22%         | 0.18        | 253        | -1%         | 25.30            | 85         | 95.1%        | 195,500        | 43.8%         | 157,200        | 0.6%         |
| Apr-14         | 27         | 42%         | 39           | -32%        | 0.69        | 252        | -7%         | 9.33             | 92         | 93.8%        | 148,000        | -18.2%        | 154,089        | -15.3%       |
| May-14         | 42         | 75%         | 89           | 20%         | 0.47        | 271        | -8%         | 6.45             | 92         | 94.4%        | 130,000        | -23.1%        | 142,750        | -16.1%       |
| Jun-14         | 27         | -13%        | 61           | 49%         | 0.44        | 282        | 6%          | 10.44            | 94         | 92.4%        | 115,000        | -9.4%         | 145,274        | 9.3%         |
| Jul-14         | 24         | -23%        | 47           | -27%        | 0.51        | 291        | 5%          | 12.13            | 78         | 94.9%        | 130,250        | -23.8%        | 151,288        | -9.5%        |
| Aug-14         | 31         | 94%         | 38           | -22%        | 0.82        | 274        | 7%          | 8.84             | 110        | 92.8%        | 100,000        | -30.3%        | 128,384        | -5.2%        |
| Sep-14         | 25         | -4%         | 40           | -20%        | 0.63        | 261        | 3%          | 10.44            | 91         | 94.3%        | 136,500        | -18.1%        | 161,952        | 5.6%         |
| Oct-14         | 15         | -25%        | 39           | 30%         | 0.38        | 249        | 10%         | 16.60            | 71         | 93.8%        | 125,000        | 36.7%         | 140,640        | 22.4%        |
| Nov-14         | 23         | 28%         | 30           | 50%         | 0.77        | 243        | 16%         | 10.57            | 97         | 95.5%        | 135,000        | -8.4%         | 145,824        | 2.0%         |
| Dec-14         | 13         | 30%         | 17           | 13%         | 0.76        | 227        | 15%         | 17.46            | 142        | 95.2%        | 165,000        | -16.6%        | 166,673        | -18.2%       |
| <b>2014</b>    | <b>267</b> | <b>11%</b>  | <b>565</b>   | <b>9%</b>   | <b>0.47</b> | <b>254</b> | <b>1%</b>   | <b>11.43</b>     | <b>96</b>  | <b>93.9%</b> | <b>130,000</b> | <b>-10.3%</b> | <b>145,160</b> | <b>-4.6%</b> |
| Jan-15         | 9          | -57%        | 29           | -59%        | 0.31        | 208        | -9%         | 23.11            | 98         | 96.4%        | 212,100        | 46.3%         | 178,400        | 27.0%        |
| Feb-15         | 13         | 44%         | 35           | -10%        | 0.37        | 215        | -3%         | 16.54            | 190        | 91.2%        | 75,000         | 4.2%          | 104,562        | 8.5%         |
| Mar-15         | 18         | 80%         | 40           | -29%        | 0.45        | 219        | -13%        | 12.17            | 144        | 93.6%        | 165,750        | -15.2%        | 160,322        | 2.0%         |
| Apr-15         | 24         | -11%        | 57           | 46%         | 0.42        | 237        | -6%         | 9.88             | 119        | 92.2%        | 139,000        | -6.1%         | 169,360        | 9.9%         |
| May-15         | 21         | -50%        | 61           | -31%        | 0.34        | 240        | -11%        | 11.43            | 87         | 93.5%        | 180,000        | 38.5%         | 169,848        | 19.0%        |
| Jun-15         | 30         | 11%         | 50           | -18%        | 0.60        | 246        | -13%        | 8.20             | 100        | 93.3%        | 158,500        | 37.8%         | 171,977        | 18.4%        |
| Jul-15         | 32         | 33%         | 54           | 15%         | 0.59        | 243        | -16%        | 7.59             | 76         | 94.9%        | 162,500        | 24.8%         | 163,008        | 7.7%         |
| Aug-15         | 18         | -42%        | 44           | 16%         | 0.41        | 244        | -11%        | 13.56            | 80         | 94.0%        | 148,500        | 48.5%         | 157,100        | 22.4%        |
| Sep-15         | 19         | -24%        | 39           | -3%         | 0.49        | 239        | -8%         | 12.58            | 98         | 93.2%        | 150,000        | 9.9%          | 155,632        | -3.9%        |
| Oct-15         | 11         | -27%        | 27           | -31%        | 0.41        | 225        | -10%        | 20.45            | 65         | 93.1%        | 95,000         | -24.0%        | 139,682        | -0.7%        |
| Nov-15         | 17         | -26%        | 44           | 47%         | 0.39        | 236        | -3%         | 13.88            | 121        | 92.7%        | 160,000        | 18.5%         | 211,118        | 44.8%        |
| Dec-15         | 11         | -15%        | 15           | -12%        | 0.73        | 223        | -2%         | 20.27            | 106        | 94.1%        | 172,000        | 4.2%          | 174,582        | 4.7%         |
| <b>2015</b>    | <b>223</b> | <b>-16%</b> | <b>495</b>   | <b>-12%</b> | <b>0.45</b> | <b>231</b> | <b>-9%</b>  | <b>12.44</b>     | <b>104</b> | <b>93.5%</b> | <b>153,500</b> | <b>18.1%</b>  | <b>164,522</b> | <b>13.3%</b> |
| Jan-16         | 8          | -11%        | 36           | 24%         | 0.22        | 237        | 14%         | 29.63            | 83         | 92.5%        | 131,250        | -38.1%        | 140,750        | -21.1%       |
| Feb-16         | 16         | 23%         | 36           | 3%          | 0.44        | 233        | 8%          | 14.56            | 78         | 91.5%        | 132,450        | 76.6%         | 149,713        | 43.2%        |
| Mar-16         | 19         | 6%          | 59           | 48%         | 0.32        | 249        | 14%         | 13.11            | 154        | 96.3%        | 192,500        | 16.1%         | 198,947        | 24.1%        |
| Apr-16         | 19         | -21%        | 58           | 2%          | 0.33        | 267        | 13%         | 14.05            | 80         | 92.8%        | 209,000        | 50.4%         | 179,447        | 6.0%         |
| May-16         | 21         | 0%          | 69           | 13%         | 0.30        | 286        | 19%         | 13.62            | 95         | 95.3%        | 248,000        | 37.8%         | 231,714        | 36.4%        |
| Jun-16         | 21         | -30%        | 54           | 8%          | 0.39        | 301        | 22%         | 14.33            | 107        | 93.6%        | 153,900        | -2.9%         | 164,590        | -4.3%        |
| Jul-16         | 24         | -25%        | 36           | -33%        | 0.67        | 289        | 19%         | 12.04            | 76         | 94.4%        | 160,500        | -1.2%         | 177,558        | 8.9%         |
| Aug-16         | 33         | 83%         | 36           | -18%        | 0.92        | 266        | 9%          | 8.06             | 103        | 92.3%        | 160,000        | 7.7%          | 160,621        | 2.2%         |
| Sep-16         | 20         | 5%          | 37           | -5%         | 0.54        | 244        | 2%          | 12.20            | 97         | 92.2%        | 144,000        | -4.0%         | 152,133        | -2.2%        |
| Oct-16         | 23         | 109%        | 41           | 52%         | 0.56        | 235        | 4%          | 10.22            | 84         | 93.3%        | 195,000        | 105.3%        | 195,485        | 40.0%        |
| Nov-16         | 13         | -24%        | 47           | 7%          | 0.28        | 233        | -1%         | 17.92            | 118        | 95.2%        | 155,000        | -3.1%         | 131,269        | -37.8%       |
| Dec-16         | 15         | 36%         | 12           | -20%        | 1.25        | 212        | -5%         | 14.13            | 121        | 93.5%        | 158,000        | -8.1%         | 162,575        | -6.9%        |
| <b>2016</b>    | <b>232</b> | <b>4%</b>   | <b>521</b>   | <b>5%</b>   | <b>0.45</b> | <b>254</b> | <b>10%</b>  | <b>13.16</b>     | <b>99</b>  | <b>93.7%</b> | <b>169,125</b> | <b>10.2%</b>  | <b>173,617</b> | <b>5.5%</b>  |
| Jan-17         | 14         | 75%         | 34           | -6%         | 0.41        | 213        | -10%        | 15.21            | 102        | 92.4%        | 147,500        | 12.4%         | 159,339        | 13.2%        |
| Feb-17         | 17         | 6%          | 33           | -8%         | 0.52        | 219        | -6%         | 12.88            | 123        | 92.6%        | 139,000        | 4.9%          | 138,941        | -7.2%        |
| Mar-17         | 21         | 11%         | 46           | -22%        | 0.46        | 219        | -12%        | 10.43            | 90         | 94.6%        | 145,000        | -24.7%        | 159,098        | -20.0%       |
| Apr-17         | 19         | 0%          | 46           | -21%        | 0.41        | 227        | -15%        | 11.95            | 124        | 94.5%        | 180,000        | -13.9%        | 212,763        | 18.6%        |
| May-17         | 22         | 5%          | 73           | 6%          | 0.30        | 252        | -12%        | 11.45            | 78         | 95.4%        | 202,500        | -18.3%        | 199,814        | -13.8%       |
| Jun-17         | 28         | 33%         | 59           | 9%          | 0.47        | 262        | -13%        | 9.36             | 74         | 95.3%        | 185,250        | 20.4%         | 186,407        | 13.3%        |
| Jul-17         | 23         | -4%         | 45           | 25%         | 0.51        | 268        | -7%         | 11.65            | 85         | 94.7%        | 175,000        | 9.0%          | 204,017        | 14.9%        |
| Aug-17         | 18         | -45%        | 32           | -11%        | 0.56        | 262        | -2%         | 14.56            | 70         | 93.0%        | 127,500        | -20.3%        | 143,183        | -10.9%       |
| Sep-17         | 20         | 0%          | 41           | 11%         | 0.49        | 249        | 2%          | 12.45            | 118        | 94.5%        | 170,000        | 18.1%         | 175,938        | 15.6%        |
| Oct-17         | 20         | -13%        | 42           | 2%          | 0.48        | 236        | 0%          | 11.80            | 86         | 94.3%        | 103,750        | -46.8%        | 183,220        | -6.3%        |
| Nov-17         | 8          | -38%        | 37           | -21%        | 0.22        | 237        | 2%          | 29.63            | 125        | 96.0%        | 221,000        | 42.6%         | 230,125        | 75.3%        |
| Dec-17         | 13         | -13%        | 18           | 50%         | 0.72        | 224        | 6%          | 17.23            | 70         | 93.6%        | 142,500        | -9.8%         | 167,000        | 2.7%         |
| <b>2017</b>    | <b>223</b> | <b>-4%</b>  | <b>506</b>   | <b>-3%</b>  | <b>0.44</b> | <b>239</b> | <b>-6%</b>  | <b>12.86</b>     | <b>93</b>  | <b>94.4%</b> | <b>169,000</b> | <b>-0.1%</b>  | <b>179,625</b> | <b>3.5%</b>  |
| Jan-18         | 13         | -7%         | 33           | -3%         | 0.39        | 225        | 6%          | 17.31            | 99         | 93.4%        | 120,000        | -18.6%        | 177,722        | 11.5%        |
| Feb-18         | 14         | -18%        | 35           | 6%          | 0.40        | 231        | 5%          | 16.50            | 103        | 94.4%        | 147,750        | 6.3%          | 158,743        | 14.3%        |
| Mar-18         | 14         | -33%        | 47           | 2%          | 0.30        | 243        | 11%         | 17.36            | 146        | 95.0%        | 158,500        | 9.3%          | 182,579        | 14.8%        |
| Apr-18         | 22         | 16%         | 54           | 17%         | 0.41        | 255        | 12%         | 11.59            | 94         | 94.6%        | 165,750        | -7.9%         | 179,386        | -15.7%       |
| May-18         | 24         | 9%          | 46           | -37%        | 0.52        | 250        | -1%         | 10.42            | 90         | 96.0%        | 149,500        | -26.2%        | 165,610        | -17.1%       |
| Jun-18         | 27         | -4%         | 47           | -20%        | 0.57        | 253        | -3%         | 9.37             | 82         | 93.8%        | 140,000        | -24.4%        | 146,959        | -21.2%       |
| Jul-18         | 16         | -30%        | 48           | 7%          | 0.33        | 262        | -2%         | 16.38            | 116        | 95.1%        | 167,500        | -4.3%         | 174,375        | -14.5%       |
| Aug-18         | 16         | -11%        | 29           | -9%         | 0.55        | 254        | -3%         | 15.88            | 106        | 94.8%        | 154,000        | 20.8%         | 165,525        | 15.6%        |
| Sep-18         | 13         | -35%        | 38           | -7%         | 0.34        | 257        | 3%          | 19.77            | 84         | 92.6%        | 167,000        | -1.8%         | 161,163        | -8.4%        |
| Oct-18         | 22         | 10%         | 54           | 29%         | 0.41        | 246        | 4%          | 11.18            | 109        | 94.1%        | 162,000        | 56.1%         | 170,700        | -6.8%        |
| Nov-18         | 15         | 88%         | 32           | -14%        | 0.47        | 234        | -1%         | 15.20            | 73         | 91.4%        | 130,000        | -41.2%        | 133,560        | -42.0%       |
| Dec-18         | 11         | -15%        | 13           | -28%        | 0.85        | 213        | -5%         | 19.36            | 130        | 91.4%        | 105,000        | -26.3%        | 138,991        | -16.8%       |
| <b>2018</b>    | <b>207</b> | <b>-7%</b>  | <b>476</b>   | <b>-6%</b>  | <b>0.43</b> | <b>244</b> | <b>2%</b>   | <b>14.12</b>     | <b>100</b> | <b>94.1%</b> | <b>149,000</b> | <b>-11.8%</b> | <b>163,281</b> | <b>-9.1%</b> |

| MELFORT REGION |            |             |              |            |             |            |             |                  |            |              |                |               |                |              |
|----------------|------------|-------------|--------------|------------|-------------|------------|-------------|------------------|------------|--------------|----------------|---------------|----------------|--------------|
|                | Sales      | Y/Y%        | New Listings | Y/Y%       | S/NL Ratio  | Inventory  | Y/Y%        | Months of Supply | DOM        | SP/LP        | Median Price   | Y/Y%          | Average Price  | Y/Y%         |
| Jan-19         | 14         | 8%          | 39           | 18%        | 0.36        | 223        | -1%         | 15.93            | 122        | 91.8%        | 150,000        | 25.0%         | 147,779        | -16.8%       |
| Feb-19         | 13         | -7%         | 33           | -6%        | 0.39        | 232        | 0%          | 17.85            | 101        | 93.8%        | 175,000        | 18.4%         | 181,992        | 14.6%        |
| Mar-19         | 15         | 7%          | 34           | -28%       | 0.44        | 237        | -2%         | 15.80            | 89         | 95.9%        | 105,000        | -33.8%        | 124,060        | -32.1%       |
| Apr-19         | 20         | -9%         | 72           | 33%        | 0.28        | 264        | 4%          | 13.20            | 164        | 90.3%        | 115,750        | -30.2%        | 131,510        | -26.7%       |
| May-19         | 32         | 33%         | 67           | 46%        | 0.48        | 273        | 9%          | 8.53             | 94         | 91.2%        | 149,250        | -0.2%         | 174,760        | 5.5%         |
| Jun-19         | 30         | 11%         | 55           | 17%        | 0.55        | 273        | 8%          | 9.10             | 88         | 93.5%        | 154,000        | 10.0%         | 157,764        | 7.4%         |
| Jul-19         | 19         | 19%         | 48           | 0%         | 0.40        | 281        | 7%          | 14.79            | 124        | 92.7%        | 141,000        | -15.8%        | 165,437        | -5.1%        |
| Aug-19         | 26         | 63%         | 39           | 34%        | 0.67        | 287        | 13%         | 11.04            | 82         | 93.7%        | 173,000        | 12.3%         | 188,085        | 13.6%        |
| Sep-19         | 26         | 100%        | 43           | 13%        | 0.60        | 272        | 6%          | 10.46            | 96         | 94.5%        | 139,575        | -16.4%        | 161,410        | 0.2%         |
| Oct-19         | 16         | -27%        | 23           | -57%       | 0.70        | 249        | 1%          | 15.56            | 98         | 92.9%        | 130,000        | -19.8%        | 143,000        | -16.2%       |
| Nov-19         | 15         | 0%          | 23           | -28%       | 0.65        | 232        | -1%         | 15.47            | 115        | 93.1%        | 195,000        | 50.0%         | 236,767        | 77.3%        |
| Dec-19         | 8          | -27%        | 13           | 0%         | 0.62        | 220        | 3%          | 27.50            | 98         | 87.2%        | 139,000        | 32.4%         | 163,813        | 17.9%        |
| <b>2019</b>    | <b>234</b> | <b>13%</b>  | <b>489</b>   | <b>3%</b>  | <b>0.48</b> | <b>254</b> | <b>4%</b>   | <b>13.00</b>     | <b>104</b> | <b>92.7%</b> | <b>149,500</b> | <b>0.3%</b>   | <b>165,091</b> | <b>1.1%</b>  |
| Jan-20         | 11         | -21%        | 32           | -18%       | 0.34        | 229        | 3%          | 20.82            | 178        | 91.1%        | 150,000        | 0.0%          | 144,127        | -2.5%        |
| Feb-20         | 7          | -46%        | 24           | -27%       | 0.29        | 238        | 3%          | 34.00            | 148        | 90.6%        | 112,500        | -35.7%        | 119,357        | -34.4%       |
| Mar-20         | 17         | 13%         | 24           | -29%       | 0.71        | 228        | -4%         | 13.41            | 155        | 93.4%        | 149,900        | 42.8%         | 178,376        | 43.8%        |
| Apr-20         | 7          | -65%        | 28           | -61%       | 0.25        | 222        | -16%        | 31.71            | 130        | 90.9%        | 102,000        | -11.9%        | 115,571        | -12.1%       |
| May-20         | 19         | -41%        | 47           | -30%       | 0.40        | 217        | -21%        | 11.42            | 115        | 94.0%        | 160,000        | 7.2%          | 158,289        | -9.4%        |
| Jun-20         | 24         | -20%        | 55           | 0%         | 0.44        | 222        | -19%        | 9.25             | 81         | 94.5%        | 145,000        | -5.8%         | 163,746        | 3.8%         |
| Jul-20         | 30         | 58%         | 57           | 19%        | 0.53        | 226        | -20%        | 7.53             | 125        | 93.7%        | 131,125        | -7.0%         | 134,602        | -18.6%       |
| Aug-20         | 27         | 4%          | 48           | 23%        | 0.56        | 231        | -20%        | 8.56             | 105        | 95.1%        | 166,800        | -3.6%         | 187,900        | -0.1%        |
| Sep-20         | 27         | 4%          | 43           | 0%         | 0.63        | 228        | -16%        | 8.44             | 95         | 92.2%        | 147,500        | 5.7%          | 166,070        | 2.9%         |
| Oct-20         | 23         | 44%         | 35           | 52%        | 0.66        | 217        | -13%        | 9.43             | 107        | 90.7%        | 135,000        | 3.8%          | 159,191        | 11.3%        |
| Nov-20         | 21         | 40%         | 31           | 35%        | 0.68        | 200        | -14%        | 9.52             | 119        | 92.3%        | 148,000        | -24.1%        | 161,819        | -31.7%       |
| Dec-20         | 21         | 163%        | 20           | 54%        | 1.05        | 192        | -13%        | 9.14             | 140        | 92.6%        | 130,000        | -6.5%         | 143,786        | -12.2%       |
| <b>2020</b>    | <b>234</b> | <b>0%</b>   | <b>444</b>   | <b>-9%</b> | <b>0.53</b> | <b>221</b> | <b>-13%</b> | <b>11.32</b>     | <b>118</b> | <b>93.0%</b> | <b>142,000</b> | <b>-5.0%</b>  | <b>157,581</b> | <b>-4.5%</b> |
| Jan-21         | 22         | 100%        | 36           | 13%        | 0.61        | 181        | -21%        | 8.23             | 118        | 94.1%        | 163,450        | 9.0%          | 160,570        | 11.4%        |
| Feb-21         | 32         | 357%        | 33           | 38%        | 0.97        | 166        | -30%        | 5.19             | 129        | 94.9%        | 165,250        | 46.9%         | 180,853        | 51.5%        |
| Mar-21         | 36         | 112%        | 52           | 117%       | 0.69        | 163        | -29%        | 4.53             | 73         | 95.2%        | 191,450        | 27.7%         | 187,858        | 5.3%         |
| Apr-21         | 39         | 457%        | 46           | 64%        | 0.85        | 163        | -27%        | 4.18             | 90         | 95.1%        | 179,900        | 76.4%         | 185,002        | 60.1%        |
| May-21         | 40         | 111%        | 67           | 43%        | 0.60        | 175        | -19%        | 4.38             | 92         | 96.8%        | 224,500        | 40.3%         | 232,865        | 47.1%        |
| Jun-21         | 31         | 29%         | 57           | 4%         | 0.54        | 187        | -16%        | 6.03             | 82         | 94.9%        | 180,000        | 24.1%         | 176,919        | 8.0%         |
| Jul-21         | 30         | 0%          | 35           | -39%       | 0.86        | 182        | -19%        | 6.07             | 73         | 95.9%        | 187,000        | 42.6%         | 211,887        | 57.4%        |
| Aug-21         | 21         | -22%        | 38           | -21%       | 0.55        | 184        | -20%        | 8.76             | 116        | 95.3%        | 185,000        | 10.9%         | 196,400        | 4.5%         |
| Sep-21         | 29         | 7%          | 20           | -53%       | 1.45        | 169        | -26%        | 5.83             | 97         | 94.3%        | 140,000        | -5.1%         | 195,841        | 17.9%        |
| Oct-21         | 22         | -4%         | 20           | -43%       | 1.10        | 147        | -32%        | 6.68             | 83         | 93.9%        | 192,000        | 42.2%         | 204,591        | 28.5%        |
| Nov-21         | 24         | 14%         | 18           | -42%       | 1.33        | 122        | -39%        | 5.08             | 104        | 91.5%        | 126,250        | -14.7%        | 165,990        | 2.6%         |
| Dec-21         | 18         | -14%        | 15           | -25%       | 1.20        | 113        | -41%        | 6.28             | 124        | 94.6%        | 147,500        | 13.5%         | 165,978        | 15.4%        |
| <b>2021</b>    | <b>344</b> | <b>47%</b>  | <b>437</b>   | <b>-2%</b> | <b>0.79</b> | <b>163</b> | <b>-26%</b> | <b>5.67</b>      | <b>96</b>  | <b>94.9%</b> | <b>171,500</b> | <b>20.8%</b>  | <b>191,075</b> | <b>21.3%</b> |
| Jan-22         | 15         | -32%        | 17           | -53%       | 0.88        | 109        | -40%        | 7.27             | 95         | 99.9%        | 212,000        | 29.7%         | 195,847        | 22.0%        |
| Feb-22         | 18         | -44%        | 34           | 3%         | 0.53        | 116        | -30%        | 6.44             | 65         | 95.1%        | 164,250        | -0.6%         | 165,625        | -8.4%        |
| Mar-22         | 17         | -53%        | 19           | -63%       | 0.89        | 102        | -37%        | 6.00             | 123        | 96.2%        | 138,000        | -27.9%        | 200,147        | 6.5%         |
| Apr-22         | 18         | -54%        | 38           | -17%       | 0.47        | 112        | -31%        | 6.22             | 121        | 97.5%        | 157,450        | -12.5%        | 182,383        | -1.4%        |
| May-22         | 28         | -30%        | 54           | -19%       | 0.52        | 123        | -30%        | 4.39             | 71         | 96.1%        | 163,750        | -27.1%        | 193,814        | -16.8%       |
| Jun-22         | 21         | -32%        | 52           | -9%        | 0.40        | 144        | -23%        | 6.86             | 56         | 95.2%        | 188,000        | 4.4%          | 190,543        | 7.7%         |
| Jul-22         | 35         | 17%         | 44           | 26%        | 0.80        | 147        | -19%        | 4.20             | 65         | 95.6%        | 156,000        | -16.6%        | 182,326        | -14.0%       |
| Aug-22         | 18         | -14%        | 39           | 3%         | 0.46        | 148        | -20%        | 8.22             | 73         | 96.0%        | 152,500        | -17.6%        | 183,333        | -6.7%        |
| Sep-22         | 26         | -10%        | 44           | 120%       | 0.59        | 159        | -6%         | 6.12             | 75         | 93.8%        | 171,000        | 22.1%         | 170,115        | -13.1%       |
| Oct-22         | 27         | 23%         | 38           | 90%        | 0.71        | 155        | 5%          | 5.74             | 60         | 94.1%        | 164,000        | -14.6%        | 179,463        | -12.3%       |
| Nov-22         | 19         | -21%        | 21           | 17%        | 0.90        | 139        | 14%         | 7.32             | 73         | 93.9%        | 120,000        | -5.0%         | 143,299        | -13.7%       |
| Dec-22         | 8          | -56%        | 10           | -33%       | 0.80        | 127        | 12%         | 15.88            | 76         | 93.7%        | 190,375        | 29.1%         | 267,844        | 61.4%        |
| <b>2022</b>    | <b>250</b> | <b>-27%</b> | <b>410</b>   | <b>-6%</b> | <b>0.61</b> | <b>132</b> | <b>-19%</b> | <b>6.32</b>      | <b>77</b>  | <b>95.5%</b> | <b>162,250</b> | <b>-5.4%</b>  | <b>183,392</b> | <b>-4.0%</b> |
| Jan-23         | 14         | -7%         | 22           | 29%        | 0.64        | 125        | 15%         | 8.93             | 90         | 92.7%        | 154,000        | -27.4%        | 180,846        | -7.7%        |
| Feb-23         |            |             |              |            |             |            |             |                  |            |              |                |               |                |              |
| Mar-23         |            |             |              |            |             |            |             |                  |            |              |                |               |                |              |
| Apr-23         |            |             |              |            |             |            |             |                  |            |              |                |               |                |              |
| May-23         |            |             |              |            |             |            |             |                  |            |              |                |               |                |              |
| Jun-23         |            |             |              |            |             |            |             |                  |            |              |                |               |                |              |
| Jul-23         |            |             |              |            |             |            |             |                  |            |              |                |               |                |              |
| Aug-23         |            |             |              |            |             |            |             |                  |            |              |                |               |                |              |
| Sep-23         |            |             |              |            |             |            |             |                  |            |              |                |               |                |              |
| Oct-23         |            |             |              |            |             |            |             |                  |            |              |                |               |                |              |
| Nov-23         |            |             |              |            |             |            |             |                  |            |              |                |               |                |              |
| Dec-23         |            |             |              |            |             |            |             |                  |            |              |                |               |                |              |
| <b>2023</b>    | <b>14</b>  | <b>-7%</b>  | <b>22</b>    | <b>29%</b> | <b>0.64</b> | <b>125</b> | <b>15%</b>  | <b>8.93</b>      | <b>90</b>  | <b>92.7%</b> | <b>154,000</b> | <b>-27.4%</b> | <b>180,846</b> | <b>-7.7%</b> |

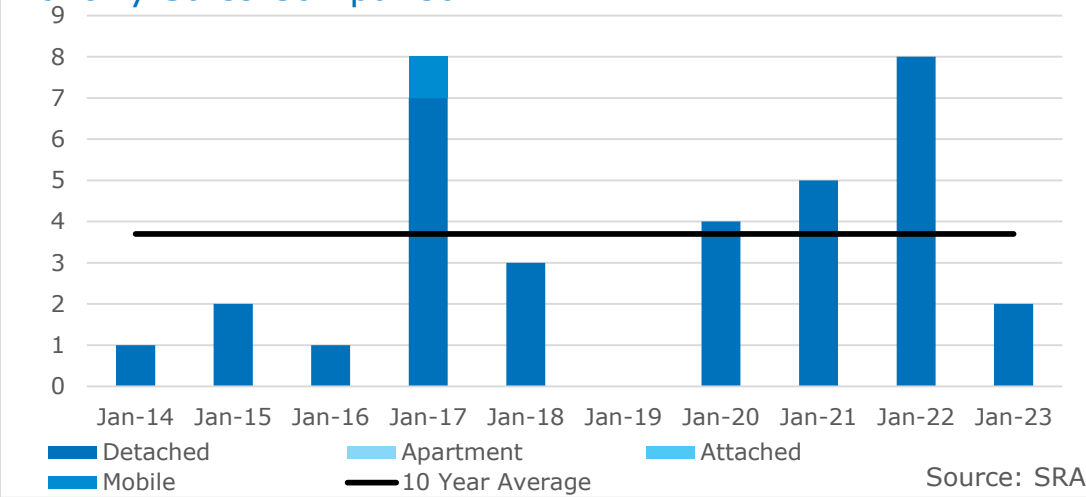


| MELFORT REGION |            |             |              |             |             |            |             |                  |           |              |                |               |                |               |
|----------------|------------|-------------|--------------|-------------|-------------|------------|-------------|------------------|-----------|--------------|----------------|---------------|----------------|---------------|
|                | Sales      | Y/Y%        | New Listings | Y/Y%        | S/NL Ratio  | Inventory  | Y/Y%        | Months of Supply | DOM       | SP/LP        | Median Price   | Y/Y%          | Average Price  | Y/Y%          |
| Jan-13         | 10         | -17%        | 21           | -60%        | 0.48        | 205        | 5%          | 20.50            | 126       | 92.9%        | 141,750        | 85.3%         | 127,290        | 1.8%          |
| Feb-13         | 10         | -23%        | 28           | -35%        | 0.36        | 193        | -9%         | 19.30            | 116       | 95.6%        | 134,000        | 3.2%          | 147,750        | 10.9%         |
| Mar-13         | 19         | -32%        | 37           | -14%        | 0.51        | 202        | -6%         | 10.63            | 104       | 95.6%        | 132,000        | 58.1%         | 154,980        | 54.7%         |
| Apr-13         | 16         | -30%        | 47           | -20%        | 0.34        | 215        | -6%         | 13.44            | 81        | 95.3%        | 173,000        | 4.8%          | 180,188        | 3.5%          |
| May-13         | 21         | -5%         | 61           | 2%          | 0.34        | 235        | -7%         | 11.19            | 80        | 94.5%        | 180,000        | 31.4%         | 183,686        | 35.7%         |
| Jun-13         | 23         | 21%         | 29           | -31%        | 0.79        | 209        | -19%        | 9.09             | 92        | 96.3%        | 139,000        | 6.9%          | 140,326        | 8.8%          |
| Jul-13         | 24         | 33%         | 46           | -26%        | 0.52        | 218        | -23%        | 9.08             | 65        | 93.3%        | 170,000        | 28.8%         | 164,396        | 25.6%         |
| Aug-13         | 14         | -61%        | 36           | -41%        | 0.39        | 190        | -32%        | 13.57            | 69        | 92.7%        | 143,500        | 62.1%         | 138,743        | 25.4%         |
| Sep-13         | 20         | 5%          | 40           | 11%         | 0.50        | 184        | -33%        | 9.20             | 113       | 92.3%        | 166,685        | -16.2%        | 160,504        | -19.2%        |
| Oct-13         | 18         | -22%        | 24           | -35%        | 0.75        | 162        | -37%        | 9.00             | 84        | 94.5%        | 88,450         | -43.1%        | 109,586        | -37.7%        |
| Nov-13         | 13         | -28%        | 17           | -11%        | 0.76        | 156        | -37%        | 12.00            | 55        | 94.4%        | 150,000        | 79.6%         | 152,688        | 34.8%         |
| Dec-13         | 7          | -46%        | 12           | -20%        | 0.58        | 146        | -38%        | 20.86            | 57        | 93.8%        | 110,000        | -29.7%        | 162,500        | 8.9%          |
| <b>2013</b>    | <b>195</b> | <b>-20%</b> | <b>398</b>   | <b>-25%</b> | <b>0.49</b> | <b>193</b> | <b>-21%</b> | <b>11.87</b>     | <b>87</b> | <b>94.3%</b> | <b>145,000</b> | <b>11.5%</b>  | <b>153,107</b> | <b>11.2%</b>  |
| Jan-14         | 17         | 70%         | 62           | 195%        | 0.27        | 177        | -14%        | 10.41            | 118       | 92.7%        | 150,000        | 5.8%          | 153,765        | 20.8%         |
| Feb-14         | 9          | -10%        | 35           | 25%         | 0.26        | 179        | -7%         | 19.89            | 92        | 93.7%        | 72,000         | -46.3%        | 96,389         | -34.8%        |
| Mar-14         | 9          | -53%        | 43           | 16%         | 0.21        | 201        | 0%          | 22.33            | 87        | 94.9%        | 186,000        | 40.9%         | 151,333        | -2.4%         |
| Apr-14         | 24         | 50%         | 31           | -34%        | 0.77        | 199        | -7%         | 8.29             | 85        | 94.9%        | 149,000        | -13.9%        | 155,558        | -13.7%        |
| May-14         | 33         | 57%         | 72           | 18%         | 0.46        | 217        | -8%         | 6.58             | 81        | 94.2%        | 125,000        | -30.6%        | 129,761        | -29.4%        |
| Jun-14         | 23         | 0%          | 51           | 76%         | 0.45        | 226        | 8%          | 9.83             | 84        | 91.9%        | 118,000        | -15.1%        | 149,391        | 6.5%          |
| Jul-14         | 19         | -21%        | 31           | -33%        | 0.61        | 226        | 4%          | 11.89            | 70        | 94.8%        | 128,000        | -24.7%        | 153,732        | -6.5%         |
| Aug-14         | 22         | 57%         | 34           | -6%         | 0.65        | 221        | 16%         | 10.05            | 110       | 92.5%        | 87,500         | -39.0%        | 110,768        | -20.2%        |
| Sep-14         | 24         | 20%         | 30           | -25%        | 0.80        | 205        | 11%         | 8.54             | 95        | 93.9%        | 134,750        | -19.2%        | 156,204        | -2.7%         |
| Oct-14         | 10         | -44%        | 33           | 38%         | 0.30        | 200        | 23%         | 20.00            | 65        | 94.1%        | 107,500        | 21.5%         | 128,110        | 16.9%         |
| Nov-14         | 18         | 38%         | 23           | 35%         | 0.78        | 195        | 25%         | 10.83            | 80        | 94.3%        | 129,875        | -13.4%        | 142,731        | -6.5%         |
| Dec-14         | 10         | 43%         | 15           | 25%         | 0.67        | 186        | 27%         | 18.60            | 145       | 93.6%        | 141,000        | 28.2%         | 169,100        | 4.1%          |
| <b>2014</b>    | <b>218</b> | <b>12%</b>  | <b>460</b>   | <b>16%</b>  | <b>0.47</b> | <b>203</b> | <b>5%</b>   | <b>11.16</b>     | <b>91</b> | <b>93.8%</b> | <b>125,000</b> | <b>-13.8%</b> | <b>141,940</b> | <b>-7.3%</b>  |
| Jan-15         | 6          | -65%        | 21           | -66%        | 0.29        | 162        | -8%         | 27.00            | 57        | 95.4%        | 182,250        | 21.5%         | 164,583        | 7.0%          |
| Feb-15         | 10         | 11%         | 31           | -11%        | 0.32        | 170        | -5%         | 17.00            | 170       | 91.2%        | 65,000         | -9.7%         | 95,550         | -0.9%         |
| Mar-15         | 15         | 67%         | 32           | -26%        | 0.47        | 172        | -14%        | 11.47            | 160       | 94.0%        | 175,000        | -5.9%         | 170,027        | 12.4%         |
| Apr-15         | 21         | -13%        | 46           | 48%         | 0.46        | 187        | -6%         | 8.90             | 112       | 92.4%        | 135,000        | -9.4%         | 165,936        | 6.7%          |
| May-15         | 18         | -45%        | 50           | -31%        | 0.36        | 186        | -14%        | 10.33            | 79        | 93.0%        | 152,500        | 22.0%         | 157,556        | 21.4%         |
| Jun-15         | 28         | 22%         | 42           | -18%        | 0.67        | 191        | -15%        | 6.82             | 104       | 93.6%        | 158,500        | 34.3%         | 172,511        | 15.5%         |
| Jul-15         | 26         | 37%         | 47           | 52%         | 0.55        | 193        | -15%        | 7.42             | 77        | 94.9%        | 110,000        | -14.1%        | 147,568        | -4.0%         |
| Aug-15         | 15         | -32%        | 32           | -6%         | 0.47        | 188        | -15%        | 12.53            | 68        | 94.2%        | 130,000        | 48.6%         | 148,187        | 33.8%         |
| Sep-15         | 12         | -50%        | 29           | -3%         | 0.41        | 189        | -8%         | 15.75            | 79        | 93.8%        | 151,250        | 12.2%         | 165,667        | 6.1%          |
| Oct-15         | 11         | 10%         | 22           | -33%        | 0.50        | 174        | -13%        | 15.82            | 65        | 93.1%        | 95,000         | -11.6%        | 139,682        | 9.0%          |
| Nov-15         | 14         | -22%        | 38           | 65%         | 0.37        | 186        | -5%         | 13.29            | 103       | 92.9%        | 157,500        | 21.3%         | 209,214        | 46.6%         |
| Dec-15         | 11         | 10%         | 10           | -33%        | 1.10        | 172        | -8%         | 15.64            | 106       | 94.1%        | 172,000        | 22.0%         | 174,582        | 3.2%          |
| <b>2015</b>    | <b>187</b> | <b>-14%</b> | <b>400</b>   | <b>-13%</b> | <b>0.47</b> | <b>181</b> | <b>-11%</b> | <b>11.60</b>     | <b>98</b> | <b>93.6%</b> | <b>147,000</b> | <b>17.6%</b>  | <b>160,844</b> | <b>13.3%</b>  |
| Jan-16         | 7          | 17%         | 27           | 29%         | 0.26        | 181        | 12%         | 25.86            | 82        | 92.7%        | 135,000        | -25.9%        | 144,000        | -12.5%        |
| Feb-16         | 15         | 50%         | 30           | -3%         | 0.50        | 178        | 5%          | 11.87            | 82        | 92.0%        | 130,000        | 100.0%        | 148,027        | 54.9%         |
| Mar-16         | 15         | 0%          | 47           | 47%         | 0.32        | 192        | 12%         | 12.80            | 154       | 96.4%        | 216,500        | 23.7%         | 206,867        | 21.7%         |
| Apr-16         | 18         | -14%        | 48           | 4%          | 0.38        | 205        | 10%         | 11.39            | 72        | 92.4%        | 201,000        | 48.9%         | 175,250        | 5.6%          |
| May-16         | 19         | 6%          | 55           | 10%         | 0.35        | 219        | 18%         | 11.53            | 97        | 95.3%        | 248,000        | 62.6%         | 230,789        | 46.5%         |
| Jun-16         | 19         | -32%        | 46           | 10%         | 0.41        | 233        | 22%         | 12.26            | 104       | 94.1%        | 160,000        | 0.9%          | 170,132        | -1.4%         |
| Jul-16         | 17         | -35%        | 28           | -40%        | 0.61        | 225        | 17%         | 13.24            | 75        | 94.3%        | 161,000        | 46.4%         | 180,494        | 22.3%         |
| Aug-16         | 27         | 80%         | 28           | -13%        | 0.96        | 206        | 10%         | 7.63             | 108       | 92.7%        | 160,000        | 23.1%         | 153,870        | 3.8%          |
| Sep-16         | 17         | 42%         | 28           | -3%         | 0.61        | 188        | -1%         | 11.06            | 92        | 92.0%        | 170,000        | 12.4%         | 167,162        | 0.9%          |
| Oct-16         | 16         | 45%         | 34           | 55%         | 0.47        | 187        | 7%          | 11.69            | 104       | 94.9%        | 187,500        | 97.4%         | 199,322        | 42.7%         |
| Nov-16         | 10         | -29%        | 40           | 5%          | 0.25        | 183        | -2%         | 18.30            | 98        | 94.3%        | 91,250         | -42.1%        | 111,650        | -46.6%        |
| Dec-16         | 11         | 0%          | 5            | -50%        | 2.20        | 166        | -3%         | 15.09            | 124       | 92.6%        | 130,000        | -24.4%        | 139,125        | -20.3%        |
| <b>2016</b>    | <b>191</b> | <b>2%</b>   | <b>416</b>   | <b>4%</b>   | <b>0.46</b> | <b>197</b> | <b>9%</b>   | <b>12.37</b>     | <b>99</b> | <b>93.8%</b> | <b>174,000</b> | <b>18.4%</b>  | <b>172,796</b> | <b>7.4%</b>   |
| Jan-17         | 12         | 71%         | 25           | -7%         | 0.48        | 164        | -9%         | 13.67            | 106       | 92.5%        | 145,250        | 7.6%          | 158,833        | 10.3%         |
| Feb-17         | 13         | -13%        | 27           | -10%        | 0.48        | 169        | -5%         | 13.00            | 141       | 92.3%        | 139,000        | 6.9%          | 147,538        | -0.3%         |
| Mar-17         | 20         | 33%         | 40           | -15%        | 0.50        | 172        | -10%        | 8.60             | 90        | 95.0%        | 139,250        | -35.7%        | 154,428        | -25.3%        |
| Apr-17         | 12         | -33%        | 40           | -17%        | 0.30        | 184        | -10%        | 15.33            | 81        | 95.0%        | 178,000        | -11.4%        | 201,875        | 15.2%         |
| May-17         | 17         | -11%        | 57           | 4%          | 0.30        | 205        | -6%         | 12.06            | 73        | 95.7%        | 208,500        | -15.9%        | 197,612        | -14.4%        |
| Jun-17         | 24         | 26%         | 50           | 9%          | 0.48        | 216        | -7%         | 9.00             | 70        | 95.1%        | 193,750        | 21.1%         | 190,871        | 12.2%         |
| Jul-17         | 19         | 12%         | 33           | 18%         | 0.58        | 219        | -3%         | 11.53            | 93        | 94.3%        | 160,000        | -0.6%         | 190,232        | 5.4%          |
| Aug-17         | 15         | -44%        | 25           | -11%        | 0.60        | 213        | 3%          | 14.20            | 69        | 92.3%        | 132,000        | -17.5%        | 137,960        | -10.3%        |
| Sep-17         | 16         | -6%         | 32           | 14%         | 0.50        | 202        | 7%          | 12.63            | 132       | 95.1%        | 167,500        | -1.5%         | 176,484        | 5.6%          |
| Oct-17         | 16         | 0%          | 34           | 0%          | 0.47        | 194        | 4%          | 12.13            | 90        | 94.4%        | 135,000        | -28.0%        | 208,463        | 4.6%          |
| Nov-17         | 8          | -20%        | 30           | -25%        | 0.27        | 192        | 5%          | 24.00            | 125       | 96.0%        | 221,000        | 142.2%        | 230,125        | 106.1%        |
| Dec-17         | 11         | 0%          | 15           | 200%        | 0.73        | 179        | 8%          | 16.27            | 75        | 93.2%        | 123,500        | -5.0%         | 146,682        | 5.4%          |
| <b>2017</b>    | <b>183</b> | <b>-4%</b>  | <b>408</b>   | <b>-2%</b>  | <b>0.45</b> | <b>192</b> | <b>-2%</b>  | <b>12.62</b>     | <b>93</b> | <b>94.4%</b> | <b>172,000</b> | <b>-1.1%</b>  | <b>177,993</b> | <b>3.0%</b>   |
| Jan-18         | 11         | -8%         | 27           | 8%          | 0.41        | 180        | 10%         | 16.36            | 107       | 90.8%        | 101,000        | -30.5%        | 131,000        | -17.5%        |
| Feb-18         | 13         | 0%          | 24           | -11%        | 0.54        | 178        | 5%          | 13.69            | 85        | 95.0%        | 133,000        | -4.3%         | 155,608        | 5.5%          |
| Mar-18         | 13         | -35%        | 36           | -10%        | 0.36        | 186        | 8%          | 14.31            | 155       | 95.1%        | 152,000        | 9.2%          | 181,777        | 17.7%         |
| Apr-18         | 15         | 25%         | 46           | 15%         | 0.33        | 199        | 8%          | 13.27            | 79        | 95.2%        | 175,000        | -1.7%         | 205,983        | 2.0%          |
| May-18         | 21         | 24%         | 39           | -32%        | 0.54        | 197        | -4%         | 9.38             | 94        | 95.6%        | 150,000        | -28.1%        | 152,793        | -22.7%        |
| Jun-18         | 23         | -4%         | 34           | -32%        | 0.68        | 195        | -10%        | 8.48             | 79        | 94.5%        | 140,000        | -27.7%        | 150,017        | -21.4%        |
| Jul-18         | 15         | -21%        | 37           | 12%         | 0.41        | 201        | -8%         | 13.40            | 114       | 94.7%        | 170,000        | 6.3%          | 178,933        | -5.9%         |
| Aug-18         | 12         | -20%        | 17           | -32%        | 0.71        | 193        | -9%         | 16.08            | 109       | 95.2%        | 139,000        | 5.3%          | 154,450        | 12.0%         |
| Sep-18         | 12         | -25%        | 29           | -9%         | 0.41        | 191        | -5%         | 15.92            | 81        | 92.5%        | 153,500        | -8.4%         | 147,510        | -16.4%        |
| Oct-18         | 16         | 0%          | 42           | 24%         | 0.38        | 185        | -5%         | 11.56            | 110       | 93.4%        | 137,000        | 1.5%          | 163,775        | -21.4%        |
| Nov-18         | 14         | 75%         | 26           | -13%        | 0.54        | 174        | -9%         | 12.43            | 71        | 91.5%        | 128,750        | -41.7%        | 127,029        | -44.8%        |
| Dec-18         | 8          | -27%        | 13           | -13%        | 0.62        | 162        | -9%         | 20.25            | 135       | 92.2%        | 97,500         | -21.1%        | 95,000         | -35.2%        |
| <b>2018</b>    | <b>173</b> | <b>-5%</b>  | <b>370</b>   | <b>-9%</b>  | <b>0.47</b> | <b>187</b> | <b>-3%</b>  | <b>12.95</b>     | <b>99</b> | <b>94.2%</b> | <b>145,000</b> | <b>-15.7%</b> | <b>156,313</b> | <b>-12.2%</b> |



| MELFORT REGION |            |             |              |             |             |            |             |                  |            |              |                |               |                |              |
|----------------|------------|-------------|--------------|-------------|-------------|------------|-------------|------------------|------------|--------------|----------------|---------------|----------------|--------------|
|                | Sales      | Y/Y%        | New Listings | Y/Y%        | S/NL Ratio  | Inventory  | Y/Y%        | Months of Supply | DOM        | SP/LP        | Median Price   | Y/Y%          | Average Price  | Y/Y%         |
| Jan-19         | 10         | -9%         | 28           | 4%          | 0.36        | 169        | -6%         | 16.90            | 118        | 92.5%        | 51,000         | -49.5%        | 102,900        | -21.5%       |
| Feb-19         | 10         | -23%        | 23           | -4%         | 0.43        | 174        | -2%         | 17.40            | 84         | 93.7%        | 171,000        | 28.6%         | 177,990        | 14.4%        |
| Mar-19         | 10         | -23%        | 25           | -31%        | 0.40        | 177        | -5%         | 17.70            | 48         | 98.4%        | 115,000        | -24.3%        | 139,640        | -23.2%       |
| Apr-19         | 18         | 20%         | 52           | 13%         | 0.35        | 191        | -4%         | 10.61            | 169        | 90.6%        | 104,250        | -40.4%        | 124,789        | -39.4%       |
| May-19         | 25         | 19%         | 55           | 41%         | 0.45        | 198        | 1%          | 7.92             | 77         | 90.9%        | 142,000        | -5.3%         | 180,793        | 18.3%        |
| Jun-19         | 24         | 4%          | 44           | 29%         | 0.55        | 197        | 1%          | 8.21             | 73         | 94.3%        | 160,000        | 14.3%         | 167,872        | 11.9%        |
| Jul-19         | 16         | 7%          | 31           | -16%        | 0.52        | 200        | 0%          | 12.50            | 129        | 92.8%        | 135,450        | -20.3%        | 156,050        | -12.8%       |
| Aug-19         | 21         | 75%         | 24           | 41%         | 0.88        | 200        | 4%          | 9.52             | 85         | 93.5%        | 168,000        | 20.9%         | 178,824        | 15.8%        |
| Sep-19         | 15         | 25%         | 32           | 10%         | 0.47        | 198        | 4%          | 13.20            | 101        | 94.1%        | 120,000        | -21.8%        | 139,367        | -5.5%        |
| Oct-19         | 15         | -6%         | 17           | -60%        | 0.88        | 178        | -4%         | 11.87            | 103        | 92.3%        | 124,000        | -9.5%         | 135,200        | -17.4%       |
| Nov-19         | 11         | -21%        | 20           | -23%        | 0.55        | 168        | -3%         | 15.27            | 93         | 93.2%        | 185,000        | 43.7%         | 222,591        | 75.2%        |
| Dec-19         | 6          | -25%        | 13           | 0%          | 0.46        | 161        | -1%         | 26.83            | 72         | 87.0%        | 85,750         | -12.1%        | 159,250        | 67.6%        |
| <b>2019</b>    | <b>181</b> | <b>5%</b>   | <b>364</b>   | <b>-2%</b>  | <b>0.50</b> | <b>184</b> | <b>-1%</b>  | <b>12.22</b>     | <b>97</b>  | <b>92.8%</b> | <b>140,000</b> | <b>-3.4%</b>  | <b>158,977</b> | <b>1.7%</b>  |
| Jan-20         | 8          | -20%        | 24           | -14%        | 0.33        | 168        | -1%         | 21.00            | 182        | 92.8%        | 162,450        | 218.5%        | 152,300        | 48.0%        |
| Feb-20         | 5          | -50%        | 20           | -13%        | 0.25        | 176        | 1%          | 35.20            | 77         | 92.1%        | 112,500        | -34.2%        | 113,100        | -36.5%       |
| Mar-20         | 9          | -10%        | 16           | -36%        | 0.56        | 169        | -5%         | 18.78            | 164        | 92.8%        | 100,000        | -13.0%        | 146,278        | 4.8%         |
| Apr-20         | 6          | -67%        | 22           | -58%        | 0.27        | 167        | -13%        | 27.83            | 143        | 92.8%        | 116,000        | 11.3%         | 121,083        | -3.0%        |
| May-20         | 15         | -40%        | 36           | -35%        | 0.42        | 162        | -18%        | 10.80            | 102        | 94.5%        | 160,000        | 12.7%         | 168,767        | -6.7%        |
| Jun-20         | 16         | -33%        | 42           | -5%         | 0.38        | 169        | -14%        | 10.56            | 84         | 94.7%        | 145,000        | -9.4%         | 166,744        | -0.7%        |
| Jul-20         | 25         | 56%         | 41           | 32%         | 0.61        | 166        | -17%        | 6.64             | 114        | 93.1%        | 130,000        | -4.0%         | 124,042        | -20.5%       |
| Aug-20         | 24         | 14%         | 39           | 63%         | 0.62        | 170        | -15%        | 7.08             | 114        | 95.7%        | 168,400        | 0.2%          | 197,492        | 10.4%        |
| Sep-20         | 20         | 33%         | 31           | -3%         | 0.65        | 166        | -16%        | 8.30             | 78         | 92.2%        | 143,750        | 19.8%         | 173,320        | 24.4%        |
| Oct-20         | 19         | 27%         | 24           | 41%         | 0.79        | 157        | -12%        | 8.26             | 102        | 90.3%        | 120,000        | -3.2%         | 139,811        | 3.4%         |
| Nov-20         | 16         | 45%         | 23           | 15%         | 0.70        | 143        | -15%        | 8.94             | 100        | 92.7%        | 132,500        | -28.4%        | 153,919        | -30.9%       |
| Dec-20         | 12         | 100%        | 15           | 15%         | 0.80        | 140        | -13%        | 11.67            | 113        | 94.1%        | 140,750        | 64.1%         | 133,083        | -16.4%       |
| <b>2020</b>    | <b>175</b> | <b>-3%</b>  | <b>333</b>   | <b>-9%</b>  | <b>0.53</b> | <b>163</b> | <b>-12%</b> | <b>11.16</b>     | <b>109</b> | <b>93.4%</b> | <b>140,000</b> | <b>0.0%</b>   | <b>154,569</b> | <b>-2.8%</b> |
| Jan-21         | 16         | 100%        | 28           | 17%         | 0.57        | 137        | -18%        | 8.56             | 127        | 93.3%        | 143,500        | -11.7%        | 163,853        | 7.6%         |
| Feb-21         | 27         | 440%        | 22           | 10%         | 1.23        | 117        | -34%        | 4.33             | 124        | 94.4%        | 156,500        | 39.1%         | 175,385        | 55.1%        |
| Mar-21         | 29         | 222%        | 44           | 175%        | 0.66        | 121        | -28%        | 4.17             | 75         | 95.1%        | 205,000        | 105.0%        | 192,445        | 31.6%        |
| Apr-21         | 30         | 400%        | 42           | 91%         | 0.71        | 126        | -25%        | 4.20             | 71         | 95.7%        | 180,950        | 56.0%         | 177,130        | 46.3%        |
| May-21         | 33         | 120%        | 49           | 36%         | 0.67        | 130        | -20%        | 3.94             | 79         | 96.4%        | 217,000        | 35.6%         | 237,245        | 40.6%        |
| Jun-21         | 23         | 44%         | 43           | 2%          | 0.53        | 140        | -17%        | 6.09             | 81         | 95.4%        | 170,000        | 17.2%         | 165,157        | -1.0%        |
| Jul-21         | 23         | -8%         | 25           | -39%        | 0.92        | 135        | -19%        | 5.87             | 86         | 95.5%        | 173,000        | 33.1%         | 193,352        | 55.9%        |
| Aug-21         | 14         | -42%        | 30           | -23%        | 0.47        | 138        | -19%        | 9.86             | 116        | 94.7%        | 201,500        | 19.7%         | 178,750        | -9.5%        |
| Sep-21         | 21         | 5%          | 16           | -48%        | 1.31        | 128        | -23%        | 6.10             | 104        | 92.6%        | 140,000        | -2.6%         | 173,781        | 0.3%         |
| Oct-21         | 17         | -11%        | 16           | -33%        | 1.06        | 108        | -31%        | 6.35             | 80         | 94.2%        | 155,000        | 29.2%         | 185,676        | 32.8%        |
| Nov-21         | 21         | 31%         | 10           | -57%        | 2.10        | 85         | -41%        | 4.05             | 107        | 90.6%        | 125,000        | -5.7%         | 158,655        | 3.1%         |
| Dec-21         | 13         | 8%          | 12           | -20%        | 1.08        | 78         | -44%        | 6.00             | 110        | 96.2%        | 145,000        | 3.0%          | 170,815        | 28.4%        |
| <b>2021</b>    | <b>267</b> | <b>53%</b>  | <b>337</b>   | <b>1%</b>   | <b>0.79</b> | <b>120</b> | <b>-26%</b> | <b>5.40</b>      | <b>94</b>  | <b>94.7%</b> | <b>162,500</b> | <b>16.1%</b>  | <b>184,222</b> | <b>19.2%</b> |
| Jan-22         | 12         | -25%        | 13           | -54%        | 0.92        | 74         | -46%        | 6.17             | 91         | 100.6%       | 191,000        | 33.1%         | 197,642        | 20.6%        |
| Feb-22         | 16         | -41%        | 25           | 14%         | 0.64        | 80         | -32%        | 5.00             | 58         | 94.7%        | 158,750        | 1.4%          | 148,391        | -15.4%       |
| Mar-22         | 12         | -59%        | 12           | -73%        | 1.00        | 68         | -44%        | 5.67             | 137        | 94.9%        | 132,500        | -35.4%        | 185,250        | -3.7%        |
| Apr-22         | 12         | -60%        | 25           | -40%        | 0.48        | 73         | -42%        | 6.08             | 125        | 96.0%        | 157,450        | -13.0%        | 190,075        | 7.3%         |
| May-22         | 23         | -30%        | 43           | -12%        | 0.53        | 84         | -35%        | 3.65             | 69         | 95.8%        | 163,500        | -24.7%        | 179,404        | -24.4%       |
| Jun-22         | 17         | -26%        | 40           | -7%         | 0.43        | 100        | -29%        | 5.88             | 53         | 95.1%        | 163,000        | -4.1%         | 182,082        | 10.2%        |
| Jul-22         | 25         | 9%          | 31           | 24%         | 0.81        | 100        | -26%        | 4.00             | 58         | 95.6%        | 139,000        | -19.7%        | 167,380        | -13.4%       |
| Aug-22         | 16         | 14%         | 29           | -3%         | 0.55        | 98         | -29%        | 6.13             | 80         | 94.1%        | 132,500        | -34.2%        | 143,438        | -19.8%       |
| Sep-22         | 19         | -10%        | 29           | 81%         | 0.66        | 104        | -19%        | 5.47             | 74         | 93.8%        | 166,000        | 18.6%         | 161,816        | -6.9%        |
| Oct-22         | 23         | 35%         | 27           | 69%         | 0.85        | 98         | -9%         | 4.26             | 57         | 94.1%        | 164,000        | 5.8%          | 176,196        | -5.1%        |
| Nov-22         | 13         | -38%        | 19           | 90%         | 0.68        | 91         | 7%          | 7.00             | 60         | 94.9%        | 149,900        | 19.9%         | 181,985        | 14.7%        |
| Dec-22         | 6          | -54%        | 8            | -33%        | 0.75        | 85         | 9%          | 14.17            | 46         | 91.7%        | 151,500        | 4.5%          | 249,125        | 45.8%        |
| <b>2022</b>    | <b>194</b> | <b>-27%</b> | <b>301</b>   | <b>-11%</b> | <b>0.64</b> | <b>88</b>  | <b>-27%</b> | <b>5.44</b>      | <b>73</b>  | <b>95.1%</b> | <b>160,500</b> | <b>-1.2%</b>  | <b>174,941</b> | <b>-5.0%</b> |
| Jan-23         | 10         | -17%        | 16           | 23%         | 0.63        | 81         | 9%          | 8.10             | 104        | 91.8%        | 165,750        | -13.2%        | 180,845        | -8.5%        |
| Feb-23         |            |             |              |             |             |            |             |                  |            |              |                |               |                |              |
| Mar-23         |            |             |              |             |             |            |             |                  |            |              |                |               |                |              |
| Apr-23         |            |             |              |             |             |            |             |                  |            |              |                |               |                |              |
| May-23         |            |             |              |             |             |            |             |                  |            |              |                |               |                |              |
| Jun-23         |            |             |              |             |             |            |             |                  |            |              |                |               |                |              |
| Jul-23         |            |             |              |             |             |            |             |                  |            |              |                |               |                |              |
| Aug-23         |            |             |              |             |             |            |             |                  |            |              |                |               |                |              |
| Sep-23         |            |             |              |             |             |            |             |                  |            |              |                |               |                |              |
| Oct-23         |            |             |              |             |             |            |             |                  |            |              |                |               |                |              |
| Nov-23         |            |             |              |             |             |            |             |                  |            |              |                |               |                |              |
| Dec-23         |            |             |              |             |             |            |             |                  |            |              |                |               |                |              |
| <b>2023</b>    | <b>10</b>  | <b>-17%</b> | <b>16</b>    | <b>23%</b>  | <b>0.63</b> | <b>81</b>  | <b>9%</b>   | <b>8.10</b>      | <b>104</b> | <b>91.8%</b> | <b>165,750</b> | <b>-13.2%</b> | <b>180,845</b> | <b>-8.5%</b> |

## Monthly Sales Comparison



**SALES**

**2**

75.0% Y/Y ↓ 75.0% YTD ↓  
10-year average spread YTD  
45.9% ↓ 45.9% ↓

**NEW LISTINGS**

**6**

20.0% Y/Y ↑ 20.0% YTD ↑  
10-year average spread YTD  
24.1% ↓ 24.1% ↓

**INVENTORY**

**28**

0.0% Y/Y → Monthly trend\* →  
10-year average spread YTD  
32.0% ↓ 32.0% ↓

**MONTHS OF SUPPLY**

**14.00**

300% Y/Y ↑ Monthly trend\* →  
10-year average spread YTD  
17.5% ↓ 17.5% ↓



**TOTAL RESIDENTIAL BENCHMARK PRICE**

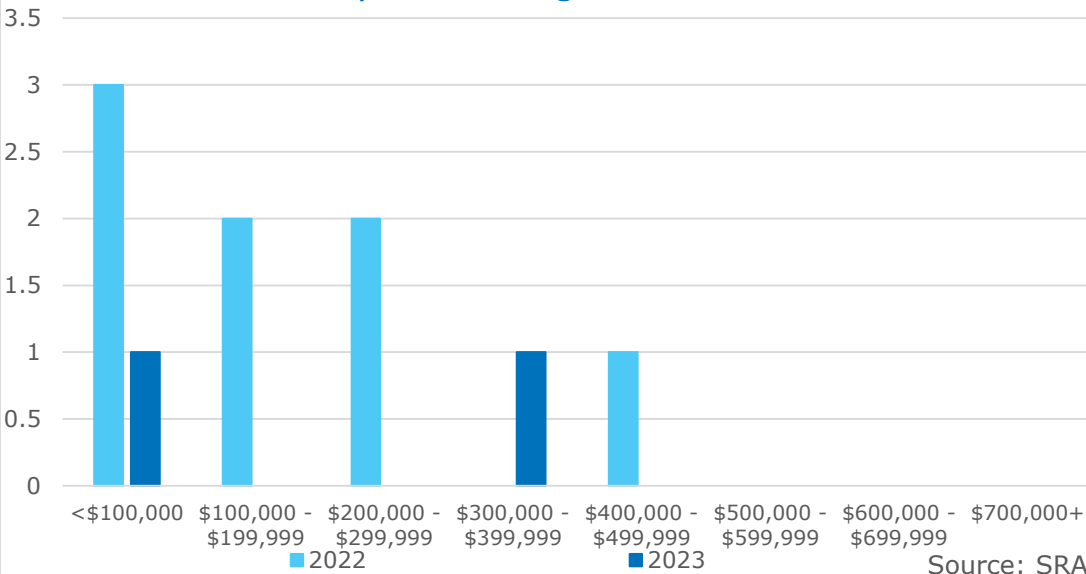
**\$ 116,000**

↑ 2.7% Y/Y

Monthly trend\* →

## Residential Sales by Price Range

YTD-JAN



## January 2023

|                          | Sales    |             | New Listings |            | Inventory |           | Months of Supply |             | DOM       | Benchmark        |           | Avg Price        |            |
|--------------------------|----------|-------------|--------------|------------|-----------|-----------|------------------|-------------|-----------|------------------|-----------|------------------|------------|
|                          | Actual   | Y/Y%        | Actual       | Y/Y%       | Actual    | Y/Y%      | Actual           | Y/Y%        | Actual    | Actual           | Y/Y%      | Actual           | Y/Y%       |
| Detached                 | 2        | -75%        | 6            | 20%        | 27        | 0%        | 13.50            | 300%        | 98        | \$116,000        | 3%        | \$211,500        | 22%        |
| Attached                 | 0        | -           | 0            | -          | 1         | -         | -                | -           | -         | -                | -         | -                | -          |
| Apartment                | 0        | -           | 0            | -          | 0         | -100%     | -                | -           | -         | -                | -         | -                | -          |
| Mobile                   | 0        | -           | 0            | -          | 0         | -         | -                | -           | -         | -                | -         | -                | -          |
| <b>Total Residential</b> | <b>2</b> | <b>-75%</b> | <b>6</b>     | <b>20%</b> | <b>28</b> | <b>0%</b> | <b>14.00</b>     | <b>300%</b> | <b>98</b> | <b>\$116,000</b> | <b>3%</b> | <b>\$211,500</b> | <b>22%</b> |

## 10-Year Averages

|                   | Sales |       | New Listings |       | Inventory |       | Months of Supply |       | DOM | Benchmark |       | Avg Price |       |
|-------------------|-------|-------|--------------|-------|-----------|-------|------------------|-------|-----|-----------|-------|-----------|-------|
|                   | Avg   | %Diff | Avg          | %Diff | Avg       | %Diff | Avg              | %Diff | Avg | Avg       | %Diff | Avg       | %Diff |
| Total Residential | 4     | -46%  | 8            | -24%  | 41        | -32%  | 16.97            | -17%  | 108 | \$110,460 | 5%    | \$111,933 | 89%   |

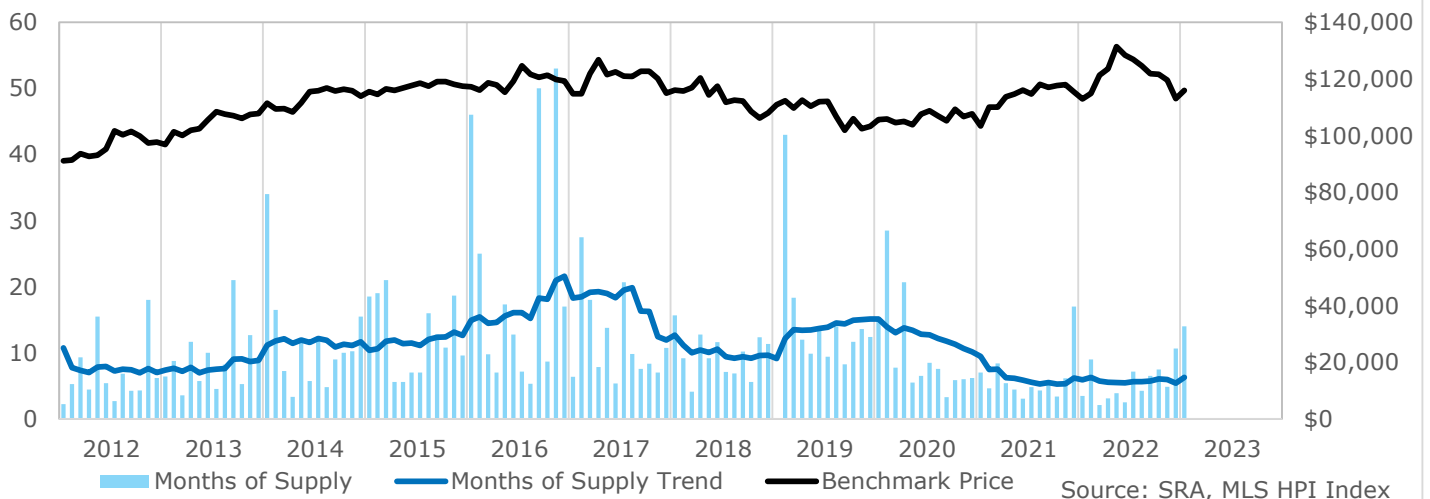
## Year-to-Date January 2023

|                          | Sales    |             | New Listings |            | Inventory |           | Months of Supply |             | DOM       | Benchmark        |           | Avg Price        |            |
|--------------------------|----------|-------------|--------------|------------|-----------|-----------|------------------|-------------|-----------|------------------|-----------|------------------|------------|
|                          | Actual   | Y/Y%        | Actual       | Y/Y%       | Actual    | Y/Y%      | Actual           | Y/Y%        | Actual    | Actual           | Y/Y%      | Actual           | Y/Y%       |
| Detached                 | 2        | -75%        | 6            | 20%        | 27        | 0%        | 13.50            | 300%        | 98        | \$116,000        | 3%        | \$211,500        | 22%        |
| Attached                 | 0        | -           | 0            | -          | 1         | -         | -                | -           | -         | -                | -         | -                | -          |
| Apartment                | 0        | -           | 0            | -          | 0         | -100%     | -                | -           | -         | -                | -         | -                | -          |
| Mobile                   | 0        | -           | 0            | -          | 0         | -         | -                | -           | -         | -                | -         | -                | -          |
| <b>Total Residential</b> | <b>2</b> | <b>-75%</b> | <b>6</b>     | <b>20%</b> | <b>28</b> | <b>0%</b> | <b>14.00</b>     | <b>300%</b> | <b>98</b> | <b>\$116,000</b> | <b>3%</b> | <b>\$211,500</b> | <b>22%</b> |

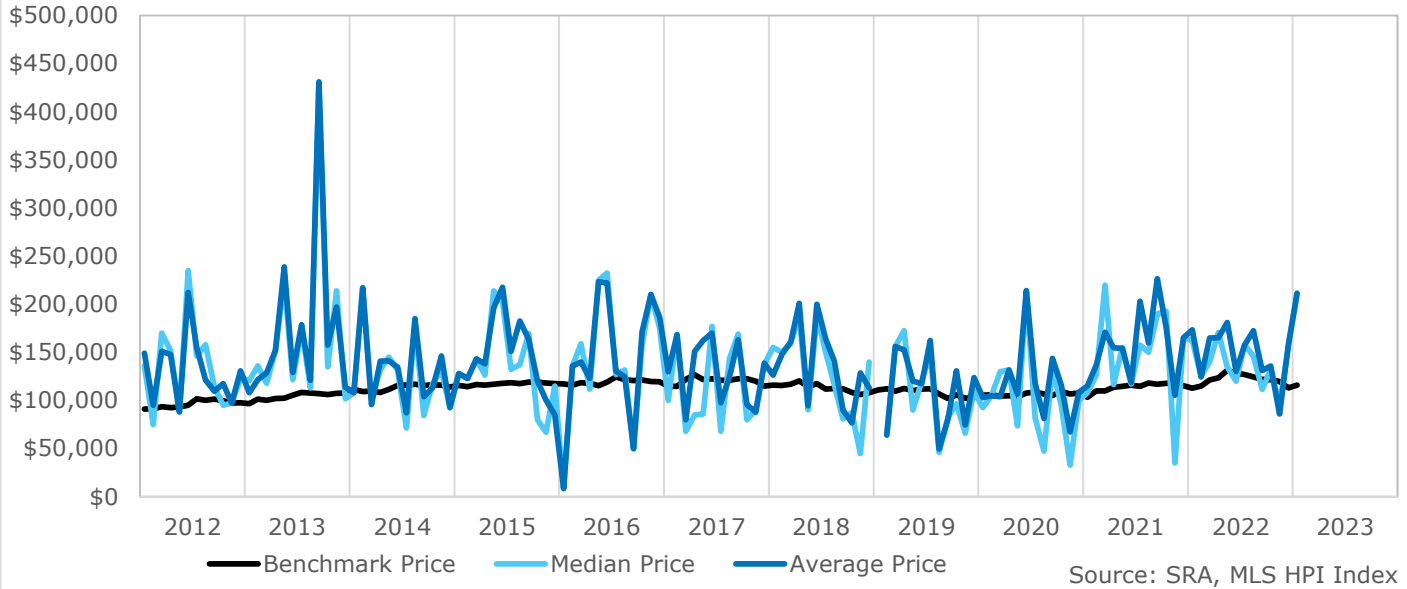
## 10-Year Averages

|                   | Sales |       | New Listings |       | Inventory |       | Months of Supply |       | DOM | Benchmark |       | Avg Price |       |
|-------------------|-------|-------|--------------|-------|-----------|-------|------------------|-------|-----|-----------|-------|-----------|-------|
|                   | Avg   | %Diff | Avg          | %Diff | Avg       | %Diff | Avg              | %Diff | Avg | Avg       | %Diff | Avg       | %Diff |
| Total Residential | 4     | -46%  | 8            | -24%  | 41        | -32%  | 16.97            | -17%  | 108 | \$110,460 | 5%    | \$111,933 | 89%   |

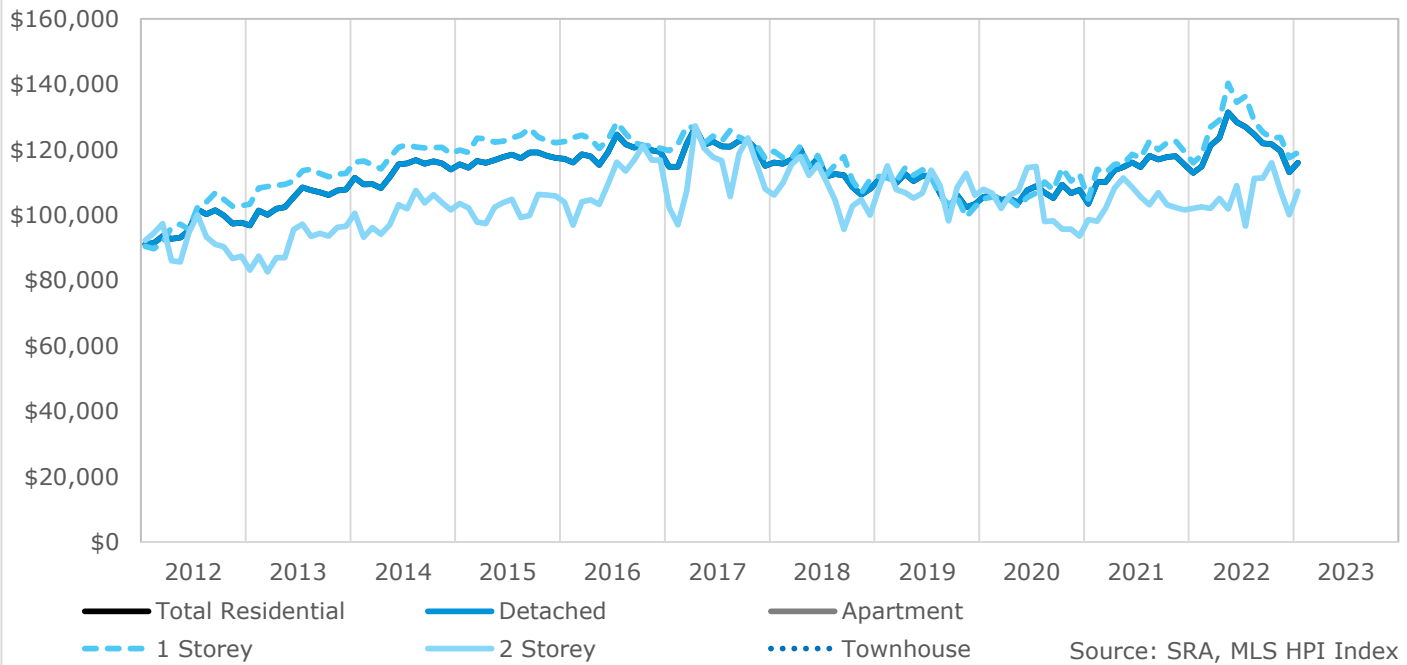
## Residential Months of Supply and Price



## Single Family Pricing



## Benchmark Price



## HPI Benchmark Attributes

|                                            | Composite              |
|--------------------------------------------|------------------------|
| Bedrooms, Above Ground                     | 3                      |
| Bathrooms, Full                            | 1                      |
| Bathrooms, Half                            | 0                      |
| Garage                                     | Detached, Single width |
| Gross Living Area, Above Ground (Sq. Ft.)  | 1092                   |
| Lot Size                                   | -                      |
| Fireplaces, Number of                      | 0                      |
| Year Built                                 | 1956                   |
| January 2023 Benchmark Price               | \$116,000              |
| Single Family Share of Sales, Last 3 Years | 100%                   |
| Apartment Share of Sales, Last 3 Years     | -                      |
| Townhouse Share of Sales, Last 3 Years     | -                      |

|                                            | Single Family          | 1 Storey               | 2 Storey               |
|--------------------------------------------|------------------------|------------------------|------------------------|
| Bedrooms, Above Ground                     | 3                      | 2                      | 3                      |
| Bathrooms, Full                            | 1                      | 1                      | 1                      |
| Bathrooms, Half                            | 0                      | 0                      | 0                      |
| Garage                                     | Detached, Single width | Detached, Single width | Detached, Single width |
| Gross Living Area, Above Ground (Sq. Ft.)  | 1092                   | 1023                   | 1230                   |
| Lot Size                                   | 7000                   | 7000                   | 7000                   |
| Fireplaces, Number of                      | 0                      | 0                      | 0                      |
| Year Built                                 | 1956                   | 1964                   | 1945                   |
| January 2023 Benchmark Price               | \$116,000              | \$119,100              | \$107,300              |
| Share of Total Sales, Last 3 Years         | 100%                   | 73%                    | 27%                    |
| Share of Single Family Sales, Last 3 Years | 100%                   | 73%                    | 27%                    |

|                                           | Apartment | Townhouse |
|-------------------------------------------|-----------|-----------|
| Bedrooms, Above Ground                    | -         | -         |
| Bathrooms, Full                           | -         | -         |
| Bathrooms, Half                           | -         | -         |
| Garage                                    | -         | -         |
| Gross Living Area, Above Ground (Sq. Ft.) | -         | -         |
| Fireplaces, Number of                     | -         | -         |
| Year Built                                | -         | -         |
| January 2023 Benchmark Price              | -         | -         |

| MELVILLE    |           |             |              |            |             |           |            |                  |            |              |                 |             |                |               |                |               |            |
|-------------|-----------|-------------|--------------|------------|-------------|-----------|------------|------------------|------------|--------------|-----------------|-------------|----------------|---------------|----------------|---------------|------------|
|             | Sales     | Y/Y%        | New Listings | Y/Y%       | S/NL Ratio  | Inventory | Y/Y%       | Months of Supply | DOM        | SP/LP        | Benchmark Price | Y/Y%        | Median Price   | Y/Y%          | Average Price  | Y/Y%          | Index      |
| Jan-13      | 5         | -44%        | 7            | 17%        | 0.71        | 32        | 60%        | 6.40             | 87         | 92.0%        | 96,800          | 6.3%        | 135,000        | 10.2%         | 123,500        | -14.9%        | 305        |
| Feb-13      | 4         | 0%          | 10           | 25%        | 0.40        | 35        | 67%        | 8.75             | 126        | 90.9%        | 101,400         | 10.9%       | 136,000        | 109.2%        | 121,500        | 42.9%         | 320        |
| Mar-13      | 9         | 200%        | 9            | -18%       | 1.00        | 32        | 14%        | 3.56             | 78         | 93.4%        | 100,100         | 6.9%        | 118,000        | -30.6%        | 128,022        | -15.3%        | 316        |
| Apr-13      | 3         | -57%        | 8            | -27%       | 0.38        | 35        | 13%        | 11.67            | 33         | 94.9%        | 101,900         | 9.9%        | 152,100        | 0.1%          | 152,367        | 3.0%          | 322        |
| May-13      | 7         | 250%        | 14           | 180%       | 0.50        | 40        | 29%        | 5.71             | 120        | 89.5%        | 102,400         | 10.0%       | 225,000        | 155.7%        | 238,714        | 171.3%        | 323        |
| Jun-13      | 4         | -43%        | 8            | -60%       | 0.50        | 40        | 5%         | 10.00            | 116        | 92.7%        | 105,500         | 10.8%       | 121,750        | -48.2%        | 129,250        | -39.1%        | 333        |
| Jul-13      | 9         | -36%        | 17           | -6%        | 0.53        | 41        | 8%         | 4.56             | 51         | 93.5%        | 108,400         | 6.6%        | 175,000        | 14.4%         | 178,722        | 12.6%         | 342        |
| Aug-13      | 5         | -17%        | 10           | -17%       | 0.50        | 41        | 0%         | 8.20             | 51         | 93.9%        | 107,600         | 7.3%        | 117,500        | -25.6%        | 120,880        | -0.4%         | 339        |
| Sep-13      | 2         | -75%        | 10           | -23%       | 0.20        | 42        | 24%        | 21.00            | 15         | 95.0%        | 107,000         | 5.4%        | 270,500        | 152.2%        | 270,500        | 163.1%        | 338        |
| Oct-13      | 7         | 0%          | 7            | 0%         | 1.00        | 37        | 23%        | 5.29             | 74         | 94.4%        | 106,100         | 6.2%        | 135,000        | 42.1%         | 157,643        | 34.0%         | 335        |
| Nov-13      | 3         | 50%         | 9            | 0%         | 0.33        | 38        | 6%         | 12.67            | 56         | 95.5%        | 107,500         | 10.4%       | 214,000        | 119.6%        | 197,000        | 102.2%        | 339        |
| Dec-13      | 4         | -20%        | 6            | 50%        | 0.67        | 34        | 10%        | 8.50             | 80         | 91.6%        | 107,800         | 10.3%       | 101,750        | -17.3%        | 113,875        | -13.0%        | 340        |
| <b>2013</b> | <b>62</b> | <b>-16%</b> | <b>115</b>   | <b>-7%</b> | <b>0.54</b> | <b>37</b> | <b>18%</b> | <b>7.21</b>      | <b>77</b>  | <b>92.8%</b> | <b>104,375</b>  | <b>8.4%</b> | <b>138,500</b> | <b>5.4%</b>   | <b>158,140</b> | <b>14.3%</b>  | <b>329</b> |
| Jan-14      | 1         | -80%        | 5            | -29%       | 0.20        | 34        | 6%         | 34.00            | 30         | 96.0%        | 111,400         | 15.1%       | 108,000        | -20.0%        | 108,000        | -12.6%        | 351        |
| Feb-14      | 2         | -50%        | 6            | -40%       | 0.33        | 33        | -6%        | 16.50            | 160        | 94.4%        | 109,400         | 7.9%        | 217,000        | 59.6%         | 217,000        | 78.6%         | 345        |
| Mar-14      | 4         | -56%        | 6            | -33%       | 0.67        | 29        | -9%        | 7.25             | 86         | 91.4%        | 109,500         | 9.4%        | 100,000        | -15.3%        | 95,625         | -25.3%        | 345        |
| Apr-14      | 9         | 200%        | 12           | 50%        | 0.75        | 30        | -14%       | 3.33             | 117        | 93.2%        | 108,300         | 6.3%        | 132,000        | -13.2%        | 140,844        | -7.6%         | 342        |
| May-14      | 3         | -57%        | 14           | 0%         | 0.21        | 36        | -10%       | 12.00            | 15         | 93.9%        | 111,600         | 9.0%        | 145,000        | -35.6%        | 141,333        | -40.8%        | 352        |
| Jun-14      | 7         | 75%         | 14           | 75%        | 0.50        | 40        | 0%         | 5.71             | 41         | 94.1%        | 115,500         | 9.5%        | 138,000        | 13.3%         | 135,871        | 5.1%          | 364        |
| Jul-14      | 4         | -56%        | 15           | -12%       | 0.27        | 47        | 15%        | 11.75            | 67         | 91.1%        | 115,800         | 6.8%        | 71,450         | -59.2%        | 87,100         | -51.3%        | 365        |
| Aug-14      | 10        | 100%        | 13           | 30%        | 0.77        | 48        | 17%        | 4.80             | 86         | 96.9%        | 116,800         | 8.6%        | 179,450        | 52.7%         | 185,280        | 53.3%         | 369        |
| Sep-14      | 5         | 150%        | 7            | -30%       | 0.71        | 45        | 7%         | 9.00             | 81         | 90.3%        | 115,700         | 8.1%        | 84,500         | -68.8%        | 104,100        | -61.5%        | 365        |
| Oct-14      | 4         | -43%        | 6            | -14%       | 0.67        | 40        | 8%         | 10.00            | 27         | 93.1%        | 116,400         | 9.7%        | 117,500        | -13.0%        | 113,000        | -28.3%        | 367        |
| Nov-14      | 4         | 33%         | 8            | -11%       | 0.50        | 41        | 8%         | 10.25            | 73         | 93.3%        | 115,800         | 7.7%        | 131,500        | -38.6%        | 146,375        | -25.7%        | 365        |
| Dec-14      | 2         | -50%        | 4            | -33%       | 0.50        | 31        | -9%        | 15.50            | 91         | 89.4%        | 113,900         | 5.7%        | 92,500         | -9.1%         | 92,500         | -18.8%        | 359        |
| <b>2014</b> | <b>55</b> | <b>-11%</b> | <b>110</b>   | <b>-4%</b> | <b>0.50</b> | <b>38</b> | <b>2%</b>  | <b>8.25</b>      | <b>76</b>  | <b>93.8%</b> | <b>113,342</b>  | <b>8.6%</b> | <b>128,000</b> | <b>-7.6%</b>  | <b>136,571</b> | <b>-13.6%</b> | <b>358</b> |
| Jan-15      | 2         | 100%        | 10           | 100%       | 0.20        | 37        | 9%         | 18.50            | 259        | 86.6%        | 115,500         | 3.7%        | 128,000        | 18.5%         | 128,000        | 18.5%         | 364        |
| Feb-15      | 2         | 0%          | 7            | 17%        | 0.29        | 38        | 15%        | 19.00            | 129        | 88.2%        | 114,500         | 4.7%        | 123,000        | -43.3%        | 123,000        | -43.3%        | 361        |
| Mar-15      | 2         | -50%        | 9            | 50%        | 0.22        | 42        | 45%        | 21.00            | 92         | 94.8%        | 116,500         | 6.4%        | 143,050        | 43.1%         | 143,050        | 49.6%         | 368        |
| Apr-15      | 7         | -22%        | 6            | -50%       | 1.17        | 39        | 30%        | 5.57             | 68         | 94.3%        | 116,000         | 7.1%        | 126,300        | -4.3%         | 138,043        | -2.0%         | 366        |
| May-15      | 7         | 133%        | 11           | -21%       | 0.64        | 39        | 8%         | 5.57             | 95         | 93.9%        | 116,800         | 4.7%        | 214,000        | 47.6%         | 196,143        | 38.8%         | 369        |
| Jun-15      | 6         | -14%        | 14           | 0%         | 0.43        | 42        | 5%         | 7.00             | 49         | 93.1%        | 117,700         | 1.9%        | 173,750        | 25.9%         | 158,000        | 16.3%         | 371        |
| Jul-15      | 6         | 50%         | 10           | -33%       | 0.60        | 42        | -11%       | 7.00             | 105        | 94.2%        | 118,500         | 2.3%        | 132,450        | 85.4%         | 151,133        | 73.5%         | 374        |
| Aug-15      | 3         | -70%        | 15           | 15%        | 0.20        | 48        | 0%         | 16.00            | 86         | 93.8%        | 117,400         | 0.5%        | 137,000        | -23.7%        | 182,667        | -1.4%         | 370        |
| Sep-15      | 4         | -20%        | 12           | 71%        | 0.33        | 51        | 13%        | 12.75            | 52         | 95.9%        | 119,100         | 2.9%        | 169,500        | 100.6%        | 163,500        | 57.1%         | 376        |
| Oct-15      | 5         | 25%         | 13           | 117%       | 0.38        | 54        | 35%        | 10.80            | 82         | 94.2%        | 119,100         | 2.3%        | 80,000         | -31.9%        | 119,900        | 6.1%          | 376        |
| Nov-15      | 3         | -25%        | 8            | 0%         | 0.38        | 56        | 37%        | 18.67            | 101        | 92.1%        | 118,100         | 2.0%        | 67,000         | -49.0%        | 100,333        | -31.5%        | 373        |
| Dec-15      | 5         | 150%        | 5            | 25%        | 1.00        | 48        | 55%        | 9.60             | 80         | 87.5%        | 117,500         | 3.2%        | 115,000        | 24.3%         | 84,900         | -8.2%         | 371        |
| <b>2015</b> | <b>52</b> | <b>-5%</b>  | <b>120</b>   | <b>9%</b>  | <b>0.43</b> | <b>45</b> | <b>18%</b> | <b>10.31</b>     | <b>88</b>  | <b>93.2%</b> | <b>117,225</b>  | <b>3.4%</b> | <b>139,750</b> | <b>9.2%</b>   | <b>144,408</b> | <b>5.7%</b>   | <b>370</b> |
| Jan-16      | 1         | -50%        | 2            | -80%       | 0.50        | 46        | 24%        | 46.00            | 119        | 71.4%        | 117,200         | 1.5%        | 8,500          | -93.4%        | 8,500          | -93.4%        | 370        |
| Feb-16      | 2         | 0%          | 11           | 57%        | 0.18        | 50        | 32%        | 25.00            | 142        | 89.5%        | 116,100         | 1.4%        | 136,000        | 10.6%         | 136,000        | 10.6%         | 366        |
| Mar-16      | 5         | 150%        | 5            | -44%       | 1.00        | 49        | 17%        | 9.80             | 189        | 91.3%        | 118,600         | 1.8%        | 158,000        | 10.5%         | 115,800        | -19.0%        | 374        |
| Apr-16      | 7         | 0%          | 10           | 67%        | 0.70        | 49        | 26%        | 7.00             | 119        | 94.5%        | 117,900         | 1.6%        | 112,000        | -11.3%        | 123,057        | -10.9%        | 372        |
| May-16      | 3         | -57%        | 13           | 18%        | 0.23        | 52        | 33%        | 17.33            | 229        | 93.3%        | 115,300         | -1.3%       | 225,000        | 5.1%          | 223,333        | 13.9%         | 364        |
| Jun-16      | 4         | -33%        | 10           | -29%       | 0.40        | 51        | 21%        | 12.75            | 172        | 95.0%        | 119,200         | 1.3%        | 215,750        | 24.2%         | 204,125        | 29.2%         | 376        |
| Jul-16      | 7         | 17%         | 8            | -20%       | 0.88        | 50        | 19%        | 7.14             | 39         | 95.1%        | 124,600         | 5.1%        | 127,000        | -4.1%         | 130,500        | -13.7%        | 393        |
| Aug-16      | 9         | 200%        | 14           | -7%        | 0.64        | 48        | 0%         | 5.33             | 125        | 87.1%        | 121,600         | 3.6%        | 131,750        | -3.8%         | 124,861        | -31.6%        | 384        |
| Sep-16      | 1         | -75%        | 11           | -8%        | 0.09        | 50        | -2%        | 50.00            | 70         | 87.0%        | 120,600         | 1.3%        | 50,000         | -70.5%        | 50,000         | -69.4%        | 380        |
| Oct-16      | 6         | 20%         | 15           | 15%        | 0.40        | 52        | -4%        | 8.67             | 82         | 89.6%        | 121,300         | 1.8%        | 157,500        | 96.9%         | 171,167        | 42.8%         | 383        |
| Nov-16      | 1         | -67%        | 10           | 25%        | 0.10        | 53        | -5%        | 53.00            | 19         | 91.7%        | 119,800         | 1.4%        | 210,000        | 213.4%        | 210,000        | 109.3%        | 378        |
| Dec-16      | 3         | -40%        | 7            | 40%        | 0.43        | 51        | 6%         | 17.00            | 85         | 90.2%        | 119,300         | 1.5%        | 175,000        | 52.2%         | 186,333        | 119.5%        | 376        |
| <b>2016</b> | <b>49</b> | <b>-6%</b>  | <b>116</b>   | <b>-3%</b> | <b>0.42</b> | <b>50</b> | <b>12%</b> | <b>12.27</b>     | <b>118</b> | <b>91.6%</b> | <b>119,292</b>  | <b>1.8%</b> | <b>140,000</b> | <b>0.2%</b>   | <b>144,707</b> | <b>0.2%</b>   | <b>376</b> |
| Jan-17      | 8         | 700%        | 12           | 500%       | 0.67        | 51        | 11%        | 6.38             | 72         | 91.2%        | 114,800         | -2.0%       | 90,750         | 967.6%        | 121,500        | 1329.4%       | 362        |
| Feb-17      | 2         | 0%          | 11           | 0%         | 0.18        | 55        | 10%        | 27.50            | 70         | 96.6%        | 114,800         | -1.1%       | 168,500        | 23.9%         | 168,500        | 23.9%         | 362        |
| Mar-17      | 3         | -40%        | 7            | 40%        | 0.43        | 54        | 10%        | 18.00            | 138        | 88.9%        | 121,800         | 2.7%        | 68,000         | -57.0%        | 80,000         | -30.9%        | 384        |
| Apr-17      | 7         | 0%          | 10           | 0%         | 0.70        | 55        | 12%        | 7.86             | 128        | 93.7%        | 126,800         | 7.5%        | 85,000         | -24.1%        | 150,857        | 22.6%         | 400        |
| May-17      | 5         | 67%         | 21           | 62%        | 0.24        | 69        | 33%        | 13.80            | 88         | 92.7%        | 121,500         | 5.4%        | 77,000         | -65.8%        | 139,800        | -37.4%        | 383        |
| Jun-17      | 11        | 175%        | 6            | -40%       | 1.83        | 59        | 16%        | 5.36             | 66         | 95.6%        | 122,500         | 2.8%        | 177,000        | -18.0%        | 169,864        | -16.8%        | 386        |
| Jul-17      | 3         | -57%        | 13           | 63%        | 0.23        | 62        | 24%        | 20.67            | 59         | 87.6%        | 121,000         | -2.9%       | 68,000         | -46.5%        | 97,667         | -25.2%        | 382        |
| Aug-17      | 6         | -33%        | 15           | 7%         | 0.40        | 59        | 23%        | 9.83             | 117        | 92.2%        | 120,900         | -0.6%       | 143,750        | 9.1%          | 124,917        | 0.0%          | 381        |
| Sep-17      | 7         | 600%        | 8            | -27%       | 0.88        | 53        | 6%         | 7.57             | 111        | 94.2%        | 122,700         | 1.7%        | 169,000        | 238.0%        | 171,929        | 243.9%        | 387        |
| Oct-17      | 6         | 0%          | 9            | -40%       | 0.67        | 50        | -4%        | 8.33             | 180        | 90.1%        | 122,700         | 1.2%        | 90,000         | -42.9%        | 96,483         | -43.6%        | 387        |
| Nov-17      | 7         | 600%        | 10           | 0%         | 0.70        | 49        | -8%        | 7.00             | 90         | 87.0%        | 120,100         | 0.3%        | 89,900         | -57.2%        | 87,986         | -58.1%        | 379        |
| Dec-17      | 4         | 33%         | 5            | -29%       | 0.80        | 43        | -16%       | 10.75            | 111        | 92.9%        | 115,000         | -3.6%       | 137,500        | -21.4%        | 138,750        | -25.5%        | 363        |
| <b>2017</b> | <b>69</b> | <b>41%</b>  | <b>127</b>   | <b>9%</b>  | <b>0.54</b> | <b>55</b> | <b>10%</b> | <b>9.55</b>      | <b>102</b> | <b>92.7%</b> | <b>120,383</b>  | <b>0.9%</b> | <b>100,000</b> | <b>-28.6%</b> | <b>132,874</b> | <b>-8.2%</b>  | <b>380</b> |
| Jan-18      | 3         | -63%        | 13           | 8%         | 0.23        | 47        | -8%        | 15.67            | 38         | 90.6%        | 116,100         | 1.1%        | 155,000        | 70.8%         | 126,500        | 4.1%          | 366        |
| Feb-18      | 5         | 150%        | 7            | -36%       | 0.71        | 46        | -16%       | 9.20             | 118        | 92.1%        | 115,700         | 0.8%        | 150,000        | -11.0%        | 147,800        | -12.3%        | 365        |
| Mar-18      | 10        | 233%        | 10           | 43%        | 1.00        | 41        | -24%       | 4.10             | 128        | 91.3%        | 116,900         | -4.0%       | 180,750        | 165.8%        | 171,570        | 114.5%        | 369        |
| Apr-18      | 4         | -43%        | 18           | 80%        | 0.22        | 51        | -7%        | 12.75            | 58         | 96.7%        | 120,300         | -5.1%       | 188,000        | 121.2%        | 201,000        | 33.2%         | 380        |
| May-18      | 6         | 20%         | 13           | -38%       | 0.46        | 55        | -20%       | 9.17             | 80         | 91.6%        | 114,300         | -5.9%       | 90,250         | 17.2%         | 94,500         | -32.4%        | 361        |
| Jun-18      | 5         | -55%        | 14           | 133%       | 0.36        | 58        | -2%        | 11.60            | 77         | 95.8%        | 117,400         | -4.2%       | 179,900        | 1.6%          | 195,980        | 15.4%         | 370        |
| Jul-18      | 8         | 167%        | 11           | -15%       | 0.73        | 57        | -8%        | 7.13             | 78         | 93.0%        | 111,800         | -7.6%       | 167,500        | 146.3%        | 185,438        | 89.9%         | 353        |
| Aug-18      | 8         | 33%         | 11           | -27%       | 0.73        | 55        | -7%        | 6.88             | 116        | 92.2%        | 112,500         | -6.9%       | 113,500        | -21.0%        | 137,400        | 10.0%         | 355        |
| Sep-18      | 5         | -29%        | 6            | -25%       | 0.83        | 51        | -4%        | 10.20            | 145        | 90.0%        | 112,200         | -8.6%       | 81,000         | -52.1%        | 90,100         | -4            |            |

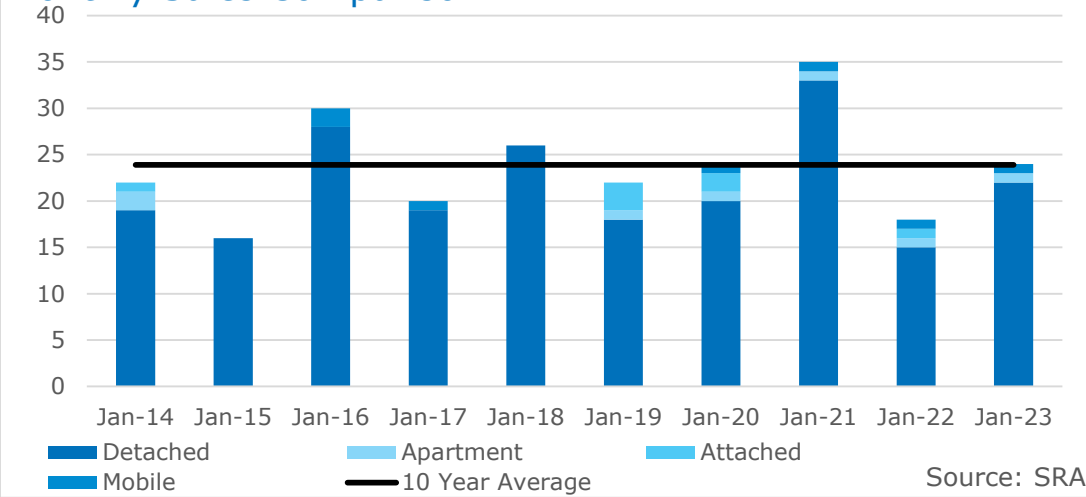


| MELVILLE    |           |             |              |             |             |           |             |                  |            |              |                 |              |                |               |                |               |            |
|-------------|-----------|-------------|--------------|-------------|-------------|-----------|-------------|------------------|------------|--------------|-----------------|--------------|----------------|---------------|----------------|---------------|------------|
|             | Sales     | Y/Y%        | New Listings | Y/Y%        | S/NL Ratio  | Inventory | Y/Y%        | Months of Supply | DOM        | SP/LP        | Benchmark Price | Y/Y%         | Median Price   | Y/Y%          | Average Price  | Y/Y%          | Index      |
| Jan-19      | -         | -100%       | 9            | -31%        | -           | 41        | -13%        | -                | -          | -            | 110,900         | -4.5%        | -              | -             | -              | -             | 350        |
| Feb-19      | 1         | -80%        | 6            | -14%        | 0.17        | 43        | -7%         | 43.00            | 151        | 91.6%        | 112,300         | -2.9%        | 64,000         | -57.3%        | 64,000         | -56.7%        | 354        |
| Mar-19      | 3         | -70%        | 17           | 70%         | 0.18        | 55        | 34%         | 18.33            | 88         | 92.3%        | 109,700         | -6.2%        | 130,000        | -28.1%        | 147,333        | -14.1%        | 346        |
| Apr-19      | 5         | 25%         | 13           | -28%        | 0.38        | 60        | 18%         | 12.00            | 51         | 96.0%        | 112,500         | -6.5%        | 172,500        | -8.2%         | 152,500        | -24.1%        | 355        |
| May-19      | 7         | 17%         | 21           | 62%         | 0.33        | 69        | 25%         | 9.86             | 126        | 94.7%        | 110,400         | -3.4%        | 90,000         | -0.3%         | 119,929        | 26.9%         | 348        |
| Jun-19      | 5         | 0%          | 11           | -21%        | 0.45        | 69        | 19%         | 13.80            | 101        | 87.2%        | 112,000         | -4.6%        | 130,000        | -27.7%        | 120,000        | -38.8%        | 353        |
| Jul-19      | 7         | -13%        | 12           | 9%          | 0.58        | 66        | 16%         | 9.43             | 69         | 94.1%        | 112,100         | 0.3%         | 126,500        | -24.5%        | 145,271        | -21.7%        | 354        |
| Aug-19      | 5         | -38%        | 13           | 18%         | 0.38        | 70        | 27%         | 14.00            | 65         | 92.7%        | 106,700         | -5.2%        | 47,000         | -58.6%        | 53,600         | -61.0%        | 337        |
| Sep-19      | 8         | 60%         | 14           | 133%        | 0.57        | 66        | 29%         | 8.25             | 45         | 91.8%        | 101,900         | -9.2%        | 82,500         | 1.9%          | 80,188         | -11.0%        | 322        |
| Oct-19      | 6         | -14%        | 14           | 367%        | 0.43        | 70        | 79%         | 11.67            | 131        | 92.5%        | 106,000         | -2.3%        | 113,750        | 30.0%         | 167,917        | 118.9%        | 334        |
| Nov-19      | 5         | 67%         | 5            | -17%        | 1.00        | 68        | 84%         | 13.60            | 36         | 89.1%        | 102,400         | -3.6%        | 66,000         | 46.7%         | 74,580         | -41.9%        | 323        |
| Dec-19      | 5         | 67%         | 3            | -40%        | 1.67        | 62        | 82%         | 12.40            | 177        | 91.3%        | 103,300         | -4.4%        | 110,000        | -21.4%        | 124,000        | 9.7%          | 326        |
| <b>2019</b> | <b>57</b> | <b>-15%</b> | <b>138</b>   | <b>18%</b>  | <b>0.41</b> | <b>62</b> | <b>29%</b>  | <b>12.96</b>     | <b>89</b>  | <b>92.5%</b> | <b>108,350</b>  | <b>-4.4%</b> | <b>102,500</b> | <b>-21.2%</b> | <b>116,400</b> | <b>-17.7%</b> | <b>342</b> |
| Jan-20      | 4         | -           | 5            | -44%        | 0.80        | 61        | 49%         | 15.25            | 173        | 90.8%        | 105,600         | -4.8%        | 92,500         | -             | 103,000        | -             | 333        |
| Feb-20      | 2         | 100%        | 5            | -17%        | 0.40        | 57        | 33%         | 28.50            | 145        | 91.7%        | 105,900         | -5.7%        | 105,000        | 64.1%         | 105,000        | 64.1%         | 334        |
| Mar-20      | 8         | 167%        | 20           | 18%         | 0.40        | 62        | 13%         | 7.75             | 120        | 90.3%        | 104,600         | -4.6%        | 107,500        | -17.3%        | 96,500         | -34.5%        | 330        |
| Apr-20      | 3         | -40%        | 9            | -31%        | 0.33        | 62        | 3%          | 20.67            | 152        | 89.1%        | 105,000         | -6.7%        | 107,000        | -38.0%        | 123,500        | -19.0%        | 331        |
| May-20      | 10        | 43%         | 10           | -52%        | 1.00        | 55        | -20%        | 5.50             | 116        | 92.3%        | 103,800         | -6.0%        | 73,750         | -18.1%        | 106,790        | -11.0%        | 327        |
| Jun-20      | 8         | 60%         | 13           | 18%         | 0.62        | 52        | -25%        | 6.50             | 117        | 92.1%        | 107,600         | -3.9%        | 154,250        | 18.7%         | 175,688        | 46.4%         | 339        |
| Jul-20      | 6         | -14%        | 10           | -17%        | 0.60        | 51        | -23%        | 8.50             | 146        | 90.7%        | 108,800         | -2.9%        | 81,750         | -35.4%        | 117,917        | -18.8%        | 343        |
| Aug-20      | 7         | 40%         | 13           | 0%          | 0.54        | 53        | -24%        | 7.57             | 142        | 85.4%        | 106,900         | 0.2%         | 47,500         | 1.1%          | 81,057         | 51.2%         | 337        |
| Sep-20      | 13        | 63%         | 9            | -36%        | 1.44        | 43        | -35%        | 3.31             | 92         | 93.7%        | 105,200         | 3.2%         | 150,000        | 81.8%         | 154,115        | 92.2%         | 332        |
| Oct-20      | 7         | 17%         | 10           | -29%        | 0.70        | 41        | -41%        | 5.86             | 74         | 90.2%        | 109,300         | 3.1%         | 95,000         | -16.5%        | 116,000        | -30.9%        | 345        |
| Nov-20      | 5         | 0%          | 6            | 20%         | 0.83        | 30        | -56%        | 6.00             | 114        | 92.6%        | 106,700         | 4.2%         | 33,000         | -50.0%        | 67,300         | -9.8%         | 337        |
| Dec-20      | 5         | 0%          | 8            | 167%        | 0.63        | 31        | -50%        | 6.20             | 46         | 93.8%        | 107,700         | 4.3%         | 100,000        | -9.1%         | 108,780        | -12.3%        | 340        |
| <b>2020</b> | <b>78</b> | <b>37%</b>  | <b>118</b>   | <b>-14%</b> | <b>0.66</b> | <b>50</b> | <b>-19%</b> | <b>7.67</b>      | <b>114</b> | <b>91.5%</b> | <b>106,425</b>  | <b>-1.8%</b> | <b>99,200</b>  | <b>-3.2%</b>  | <b>118,060</b> | <b>1.4%</b>   | <b>336</b> |
| Jan-21      | 5         | 25%         | 11           | 120%        | 0.45        | 35        | -43%        | 7.00             | 103        | 91.7%        | 103,400         | -2.1%        | 108,000        | 16.8%         | 114,900        | 11.6%         | 326        |
| Feb-21      | 8         | 300%        | 12           | 140%        | 0.67        | 37        | -35%        | 4.63             | 28         | 95.8%        | 110,000         | 3.9%         | 126,500        | 20.5%         | 136,875        | 30.4%         | 347        |
| Mar-21      | 5         | -38%        | 11           | -45%        | 0.45        | 42        | -32%        | 8.40             | 81         | 92.7%        | 110,100         | 5.3%         | 220,000        | 104.7%        | 170,800        | 77.0%         | 347        |
| Apr-21      | 7         | 133%        | 8            | -11%        | 0.88        | 38        | -39%        | 5.43             | 134        | 96.6%        | 113,700         | 8.3%         | 118,000        | 10.3%         | 236,214        | 91.3%         | 359        |
| May-21      | 9         | -10%        | 12           | 20%         | 0.75        | 40        | -27%        | 4.44             | 137        | 94.4%        | 114,700         | 10.5%        | 155,000        | 110.2%        | 154,111        | 44.3%         | 362        |
| Jun-21      | 13        | 63%         | 19           | 46%         | 0.68        | 40        | -23%        | 3.08             | 75         | 95.6%        | 116,100         | 7.9%         | 117,200        | -24.0%        | 118,808        | -32.4%        | 366        |
| Jul-21      | 10        | 67%         | 19           | 90%         | 0.53        | 48        | -6%         | 4.80             | 41         | 96.2%        | 114,700         | 5.4%         | 157,500        | 92.7%         | 203,113        | 72.3%         | 362        |
| Aug-21      | 10        | 43%         | 13           | 0%          | 0.77        | 43        | -19%        | 4.30             | 49         | 94.5%        | 118,100         | 10.5%        | 150,000        | 215.8%        | 159,750        | 97.1%         | 373        |
| Sep-21      | 7         | -46%        | 10           | 11%         | 0.70        | 41        | -5%         | 5.86             | 83         | 96.8%        | 117,000         | 11.2%        | 190,000        | 26.7%         | 226,643        | 47.1%         | 369        |
| Oct-21      | 11        | 57%         | 10           | 0%          | 1.10        | 37        | -10%        | 3.36             | 47         | 95.4%        | 117,700         | 7.7%         | 193,000        | 103.2%        | 177,136        | 52.7%         | 371        |
| Nov-21      | 6         | 20%         | 8            | 33%         | 0.75        | 37        | 23%         | 6.17             | 81         | 94.0%        | 118,000         | 10.6%        | 106,500        | 222.7%        | 118,000        | 75.3%         | 372        |
| Dec-21      | 2         | -60%        | 5            | -38%        | 0.40        | 34        | 10%         | 17.00            | 114        | 93.6%        | 115,400         | 7.1%         | 165,125        | 65.1%         | 165,125        | 51.8%         | 364        |
| <b>2021</b> | <b>93</b> | <b>19%</b>  | <b>138</b>   | <b>17%</b>  | <b>0.67</b> | <b>39</b> | <b>-21%</b> | <b>5.08</b>      | <b>75</b>  | <b>95.2%</b> | <b>114,075</b>  | <b>7.2%</b>  | <b>150,000</b> | <b>51.2%</b>  | <b>164,628</b> | <b>39.4%</b>  | <b>360</b> |
| Jan-22      | 8         | 60%         | 5            | -55%        | 1.60        | 28        | -20%        | 3.50             | 92         | 93.9%        | 112,900         | 9.2%         | 162,500        | 50.5%         | 173,500        | 51.0%         | 356        |
| Feb-22      | 3         | -63%        | 6            | -50%        | 0.50        | 27        | -27%        | 9.00             | 168        | 91.6%        | 114,900         | 4.5%         | 125,000        | -1.2%         | 124,500        | -9.0%         | 363        |
| Mar-22      | 12        | 140%        | 12           | 9%          | 1.00        | 25        | -40%        | 2.08             | 105        | 94.2%        | 121,300         | 10.2%        | 140,250        | -36.3%        | 164,933        | -3.4%         | 383        |
| Apr-22      | 8         | 14%         | 10           | 25%         | 0.80        | 25        | -34%        | 3.13             | 66         | 94.1%        | 123,600         | 8.7%         | 170,750        | 44.7%         | 165,188        | -30.1%        | 390        |
| May-22      | 8         | -11%        | 16           | 33%         | 0.50        | 31        | -23%        | 3.88             | 104        | 95.2%        | 131,400         | 14.6%        | 152,500        | -1.6%         | 180,813        | 17.3%         | 415        |
| Jun-22      | 14        | 8%          | 18           | -5%         | 0.78        | 35        | -13%        | 2.50             | 28         | 93.5%        | 128,400         | 10.6%        | 120,000        | 2.4%          | 130,107        | 9.5%          | 405        |
| Jul-22      | 7         | -30%        | 23           | 21%         | 0.30        | 50        | 4%          | 7.14             | 24         | 94.8%        | 126,900         | 10.6%        | 158,000        | 0.3%          | 157,714        | -22.4%        | 400        |
| Aug-22      | 11        | 10%         | 10           | -23%        | 1.10        | 47        | 9%          | 4.27             | 84         | 92.3%        | 124,600         | 5.5%         | 155,000        | 3.3%          | 183,036        | 14.6%         | 393        |
| Sep-22      | 8         | 14%         | 14           | 40%         | 0.57        | 52        | 27%         | 6.50             | 79         | 93.5%        | 121,900         | 4.2%         | 111,500        | -41.3%        | 131,188        | -42.1%        | 385        |
| Oct-22      | 6         | -45%        | 5            | -50%        | 1.20        | 45        | 22%         | 7.50             | 61         | 94.8%        | 121,600         | 3.3%         | 132,500        | -31.3%        | 135,833        | -23.3%        | 384        |
| Nov-22      | 8         | 33%         | 5            | -38%        | 1.60        | 39        | 5%          | 4.88             | 61         | 90.7%        | 119,600         | 1.4%         | 86,250         | -19.0%        | 77,763         | -34.1%        | 377        |
| Dec-22      | 3         | 50%         | 5            | 0%          | 0.60        | 32        | -6%         | 10.67            | 168        | 92.1%        | 113,100         | -2.0%        | 156,000        | -5.5%         | 158,000        | -4.3%         | 357        |
| <b>2022</b> | <b>96</b> | <b>3%</b>   | <b>129</b>   | <b>-7%</b>  | <b>0.74</b> | <b>36</b> | <b>-8%</b>  | <b>4.54</b>      | <b>76</b>  | <b>93.6%</b> | <b>121,683</b>  | <b>6.7%</b>  | <b>137,000</b> | <b>-8.7%</b>  | <b>150,085</b> | <b>-8.8%</b>  | <b>384</b> |
| Jan-23      | 2         | -75%        | 6            | 20%         | 0.33        | 28        | 0%          | 14.00            | 98         | 98.6%        | 116,000         | 2.7%         | 211,500        | 30.2%         | 211,500        | 21.9%         | 366        |
| Feb-23      |           |             |              |             |             |           |             |                  |            |              |                 |              |                |               |                |               |            |
| Mar-23      |           |             |              |             |             |           |             |                  |            |              |                 |              |                |               |                |               |            |
| Apr-23      |           |             |              |             |             |           |             |                  |            |              |                 |              |                |               |                |               |            |
| May-23      |           |             |              |             |             |           |             |                  |            |              |                 |              |                |               |                |               |            |
| Jun-23      |           |             |              |             |             |           |             |                  |            |              |                 |              |                |               |                |               |            |
| Jul-23      |           |             |              |             |             |           |             |                  |            |              |                 |              |                |               |                |               |            |
| Aug-23      |           |             |              |             |             |           |             |                  |            |              |                 |              |                |               |                |               |            |
| Sep-23      |           |             |              |             |             |           |             |                  |            |              |                 |              |                |               |                |               |            |
| Oct-23      |           |             |              |             |             |           |             |                  |            |              |                 |              |                |               |                |               |            |
| Nov-23      |           |             |              |             |             |           |             |                  |            |              |                 |              |                |               |                |               |            |
| Dec-23      |           |             |              |             |             |           |             |                  |            |              |                 |              |                |               |                |               |            |
| <b>2023</b> | <b>2</b>  | <b>-75%</b> | <b>6</b>     | <b>20%</b>  | <b>0.33</b> | <b>28</b> | <b>0%</b>   | <b>14.00</b>     | <b>98</b>  | <b>98.6%</b> | <b>116,000</b>  | <b>2.7%</b>  | <b>211,500</b> | <b>30.2%</b>  | <b>211,500</b> | <b>21.9%</b>  | <b>366</b> |

| MELVILLE    |           |             |              |            |             |           |            |                  |            |              |                 |             |                |               |                |               |            |
|-------------|-----------|-------------|--------------|------------|-------------|-----------|------------|------------------|------------|--------------|-----------------|-------------|----------------|---------------|----------------|---------------|------------|
|             | Sales     | Y/Y%        | New Listings | Y/Y%       | S/NL Ratio  | Inventory | Y/Y%       | Months of Supply | DOM        | SP/LP        | Benchmark Price | Y/Y%        | Median Price   | Y/Y%          | Average Price  | Y/Y%          | Index      |
| Jan-13      | 4         | -50%        | 7            | 17%        | 0.57        | 29        | 61%        | 7.25             | 102        | 89.7%        | 96,800          | 6.3%        | 120,750        | -11.4%        | 108,125        | -27.5%        | 305        |
| Feb-13      | 4         | 33%         | 10           | 43%        | 0.40        | 33        | 74%        | 8.25             | 126        | 90.9%        | 101,400         | 10.9%       | 136,000        | 81.3%         | 121,500        | 27.9%         | 320        |
| Mar-13      | 7         | 133%        | 8            | -20%       | 0.88        | 31        | 24%        | 4.43             | 80         | 93.9%        | 100,100         | 6.9%        | 118,000        | -30.6%        | 128,500        | -15.0%        | 316        |
| Apr-13      | 3         | -57%        | 8            | -20%       | 0.38        | 34        | 26%        | 11.33            | 33         | 94.9%        | 101,900         | 9.9%        | 152,100        | 0.1%          | 152,367        | 3.0%          | 322        |
| May-13      | 7         | 250%        | 14           | 180%       | 0.50        | 39        | 39%        | 5.57             | 120        | 89.5%        | 102,400         | 10.0%       | 225,000        | 155.7%        | 238,714        | 171.3%        | 323        |
| Jun-13      | 4         | -43%        | 8            | -60%       | 0.50        | 39        | 5%         | 9.75             | 116        | 92.7%        | 105,500         | 10.8%       | 121,750        | -48.2%        | 129,250        | -39.1%        | 333        |
| Jul-13      | 9         | -25%        | 17           | 31%        | 0.53        | 40        | 18%        | 4.44             | 51         | 93.5%        | 108,400         | 6.6%        | 175,000        | 19.7%         | 178,722        | 15.2%         | 342        |
| Aug-13      | 4         | -33%        | 8            | -33%       | 0.50        | 39        | 3%         | 9.75             | 62         | 94.1%        | 107,600         | 7.3%        | 113,250        | -28.3%        | 121,125        | -0.2%         | 339        |
| Sep-13      | 1         | -86%        | 10           | -17%       | 0.10        | 41        | 32%        | 41.00            | 14         | 97.0%        | 107,000         | 5.4%        | 431,000        | 276.4%        | 431,000        | 293.1%        | 338        |
| Oct-13      | 7         | 0%          | 6            | 0%         | 1.17        | 36        | 33%        | 5.14             | 74         | 94.4%        | 106,100         | 6.2%        | 135,000        | 42.1%         | 157,643        | 34.0%         | 335        |
| Nov-13      | 3         | 50%         | 8            | 0%         | 0.38        | 36        | 13%        | 12.00            | 56         | 95.5%        | 107,500         | 10.4%       | 214,000        | 119.6%        | 197,000        | 102.2%        | 339        |
| Dec-13      | 4         | -20%        | 6            | 100%       | 0.67        | 32        | 23%        | 8.00             | 80         | 91.6%        | 107,800         | 10.3%       | 101,750        | -17.3%        | 113,875        | -13.0%        | 340        |
| <b>2013</b> | <b>57</b> | <b>-17%</b> | <b>110</b>   | <b>-2%</b> | <b>0.52</b> | <b>36</b> | <b>25%</b> | <b>7.53</b>      | <b>81</b>  | <b>92.8%</b> | <b>104,375</b>  | <b>8.4%</b> | <b>140,000</b> | <b>-5.1%</b>  | <b>160,300</b> | <b>14.5%</b>  | <b>329</b> |
| Jan-14      | 1         | -75%        | 5            | -29%       | 0.20        | 32        | 10%        | 32.00            | 30         | 96.0%        | 111,400         | 15.1%       | 108,000        | -10.6%        | 108,000        | -0.1%         | 351        |
| Feb-14      | 2         | -50%        | 6            | -40%       | 0.33        | 31        | -6%        | 15.50            | 160        | 94.4%        | 109,400         | 7.9%        | 217,000        | 59.6%         | 217,000        | 78.6%         | 345        |
| Mar-14      | 4         | -43%        | 5            | -38%       | 0.80        | 26        | -16%       | 6.50             | 86         | 91.4%        | 109,500         | 9.4%        | 100,000        | -15.3%        | 95,625         | -25.6%        | 345        |
| Apr-14      | 9         | 200%        | 12           | 50%        | 0.75        | 27        | -21%       | 3.00             | 117        | 93.2%        | 108,300         | 6.3%        | 132,000        | -13.2%        | 140,844        | -7.6%         | 342        |
| May-14      | 3         | -57%        | 14           | 0%         | 0.21        | 33        | -15%       | 11.00            | 15         | 93.9%        | 111,600         | 9.0%        | 145,000        | -35.6%        | 141,333        | -40.8%        | 352        |
| Jun-14      | 6         | 50%         | 11           | 38%        | 0.55        | 35        | -10%       | 5.83             | 45         | 93.8%        | 115,500         | 9.5%        | 131,350        | 7.9%          | 134,683        | 4.2%          | 364        |
| Jul-14      | 4         | -56%        | 15           | -12%       | 0.27        | 42        | 5%         | 10.50            | 67         | 91.1%        | 115,800         | 6.8%        | 71,450         | -59.2%        | 87,100         | -51.3%        | 365        |
| Aug-14      | 10        | 150%        | 13           | 63%        | 0.77        | 43        | 10%        | 4.30             | 86         | 96.9%        | 116,800         | 8.6%        | 179,450        | 58.5%         | 185,280        | 53.0%         | 369        |
| Sep-14      | 5         | 400%        | 7            | -30%       | 0.71        | 40        | -2%        | 8.00             | 81         | 90.3%        | 115,700         | 8.1%        | 84,500         | -80.4%        | 104,100        | -75.8%        | 365        |
| Oct-14      | 4         | -43%        | 6            | 0%         | 0.67        | 37        | 3%         | 9.25             | 27         | 93.1%        | 116,400         | 9.7%        | 117,500        | -13.0%        | 113,000        | -28.3%        | 367        |
| Nov-14      | 4         | 33%         | 7            | -13%       | 0.57        | 38        | 6%         | 9.50             | 73         | 93.3%        | 115,800         | 7.7%        | 131,500        | -38.6%        | 146,375        | -25.7%        | 365        |
| Dec-14      | 2         | -50%        | 4            | -33%       | 0.50        | 30        | -6%        | 15.00            | 91         | 89.4%        | 113,900         | 5.7%        | 92,500         | -9.1%         | 92,500         | -18.8%        | 359        |
| <b>2014</b> | <b>54</b> | <b>-5%</b>  | <b>105</b>   | <b>-5%</b> | <b>0.51</b> | <b>35</b> | <b>-3%</b> | <b>7.67</b>      | <b>77</b>  | <b>93.8%</b> | <b>113,342</b>  | <b>8.6%</b> | <b>126,500</b> | <b>-9.6%</b>  | <b>136,452</b> | <b>-14.9%</b> | <b>358</b> |
| Jan-15      | 2         | 100%        | 8            | 60%        | 0.25        | 34        | 6%         | 17.00            | 259        | 86.6%        | 115,500         | 3.7%        | 128,000        | 18.5%         | 128,000        | 18.5%         | 364        |
| Feb-15      | 2         | 0%          | 7            | 17%        | 0.29        | 35        | 13%        | 17.50            | 129        | 88.2%        | 114,500         | 4.7%        | 123,000        | -43.3%        | 123,000        | -43.3%        | 361        |
| Mar-15      | 2         | -50%        | 9            | 80%        | 0.22        | 39        | 50%        | 19.50            | 92         | 94.8%        | 116,500         | 6.4%        | 143,050        | 43.1%         | 143,050        | 49.6%         | 368        |
| Apr-15      | 7         | -22%        | 6            | -50%       | 1.17        | 36        | 33%        | 5.14             | 68         | 94.3%        | 116,000         | 7.1%        | 126,300        | -4.3%         | 138,043        | -2.0%         | 366        |
| May-15      | 7         | 133%        | 10           | -29%       | 0.70        | 35        | 6%         | 5.00             | 95         | 93.9%        | 116,800         | 4.7%        | 214,000        | 47.6%         | 196,143        | 38.8%         | 369        |
| Jun-15      | 4         | -33%        | 12           | 9%         | 0.33        | 38        | 9%         | 9.50             | 63         | 93.7%        | 117,700         | 1.9%        | 202,500        | 54.2%         | 217,625        | 61.6%         | 371        |
| Jul-15      | 6         | 50%         | 10           | -33%       | 0.60        | 38        | -10%       | 6.33             | 105        | 94.2%        | 118,500         | 2.3%        | 132,450        | 85.4%         | 151,133        | 73.5%         | 374        |
| Aug-15      | 3         | -70%        | 14           | 8%         | 0.21        | 43        | 0%         | 14.33            | 86         | 93.8%        | 117,400         | 0.5%        | 137,000        | -23.7%        | 182,667        | -1.4%         | 370        |
| Sep-15      | 4         | -20%        | 12           | 71%        | 0.33        | 46        | 15%        | 11.50            | 52         | 95.9%        | 119,100         | 2.9%        | 169,500        | 100.6%        | 163,500        | 57.1%         | 376        |
| Oct-15      | 5         | 25%         | 13           | 117%       | 0.38        | 49        | 32%        | 9.80             | 82         | 94.2%        | 119,100         | 2.3%        | 80,000         | -31.9%        | 119,900        | 6.1%          | 376        |
| Nov-15      | 3         | -25%        | 7            | 0%         | 0.43        | 51        | 34%        | 17.00            | 101        | 92.1%        | 118,100         | 2.0%        | 67,000         | -49.0%        | 100,333        | -31.5%        | 373        |
| Dec-15      | 5         | 150%        | 4            | 0%         | 1.25        | 44        | 47%        | 8.80             | 80         | 87.5%        | 117,500         | 3.2%        | 115,000        | 24.3%         | 84,900         | -8.2%         | 371        |
| <b>2015</b> | <b>50</b> | <b>-7%</b>  | <b>112</b>   | <b>7%</b>  | <b>0.45</b> | <b>41</b> | <b>18%</b> | <b>9.76</b>      | <b>91</b>  | <b>93.2%</b> | <b>117,225</b>  | <b>3.4%</b> | <b>142,700</b> | <b>12.8%</b>  | <b>148,634</b> | <b>8.9%</b>   | <b>370</b> |
| Jan-16      | 1         | -50%        | 2            | -75%       | 0.50        | 42        | 24%        | 42.00            | 119        | 71.4%        | 117,200         | 1.5%        | 8,500          | -93.4%        | 8,500          | -93.4%        | 370        |
| Feb-16      | 2         | 0%          | 9            | 29%        | 0.22        | 45        | 29%        | 22.50            | 142        | 89.5%        | 116,100         | 1.4%        | 136,000        | 10.6%         | 136,000        | 10.6%         | 366        |
| Mar-16      | 4         | 100%        | 4            | -56%       | 1.00        | 44        | 13%        | 11.00            | 173        | 91.4%        | 118,600         | 1.8%        | 159,000        | 11.1%         | 140,000        | -2.1%         | 374        |
| Apr-16      | 7         | 0%          | 8            | 33%        | 0.88        | 42        | 17%        | 6.00             | 119        | 94.5%        | 117,900         | 1.6%        | 112,000        | -11.3%        | 123,057        | -10.9%        | 372        |
| May-16      | 3         | -57%        | 13           | 30%        | 0.23        | 45        | 29%        | 15.00            | 229        | 93.3%        | 115,300         | -1.3%       | 225,000        | 5.1%          | 223,333        | 13.9%         | 364        |
| Jun-16      | 3         | -25%        | 10           | -17%       | 0.30        | 45        | 18%        | 15.00            | 156        | 95.2%        | 119,200         | 1.3%        | 232,500        | 14.8%         | 222,167        | 2.1%          | 376        |
| Jul-16      | 7         | 17%         | 8            | -20%       | 0.88        | 45        | 18%        | 6.43             | 39         | 95.1%        | 124,600         | 5.1%        | 127,000        | -4.1%         | 130,500        | -13.7%        | 393        |
| Aug-16      | 9         | 200%        | 14           | 0%         | 0.64        | 43        | 0%         | 4.78             | 125        | 87.1%        | 121,600         | 3.6%        | 131,750        | -3.8%         | 124,861        | -31.6%        | 384        |
| Sep-16      | 1         | -75%        | 11           | -8%        | 0.09        | 45        | -2%        | 45.00            | 70         | 87.0%        | 120,600         | 1.3%        | 50,000         | -70.5%        | 50,000         | -69.4%        | 380        |
| Oct-16      | 6         | 20%         | 14           | 8%         | 0.43        | 46        | -6%        | 7.67             | 82         | 89.6%        | 121,300         | 1.8%        | 157,500        | 96.9%         | 171,167        | 42.8%         | 383        |
| Nov-16      | 1         | -67%        | 10           | 43%        | 0.10        | 47        | -8%        | 47.00            | 19         | 91.7%        | 119,800         | 1.4%        | 210,000        | 213.4%        | 210,000        | 109.3%        | 378        |
| Dec-16      | 3         | -40%        | 6            | 50%        | 0.50        | 47        | 7%         | 15.67            | 85         | 90.2%        | 119,300         | 1.5%        | 175,000        | 52.2%         | 186,333        | 119.5%        | 376        |
| <b>2016</b> | <b>47</b> | <b>-6%</b>  | <b>109</b>   | <b>-3%</b> | <b>0.43</b> | <b>45</b> | <b>10%</b> | <b>11.40</b>     | <b>113</b> | <b>91.5%</b> | <b>119,292</b>  | <b>1.8%</b> | <b>140,000</b> | <b>-1.9%</b>  | <b>147,269</b> | <b>-0.9%</b>  | <b>376</b> |
| Jan-17      | 7         | 600%        | 10           | 400%       | 0.70        | 47        | 12%        | 6.71             | 78         | 91.3%        | 114,800         | -2.0%       | 100,000        | 1076.5%       | 129,786        | 1426.9%       | 362        |
| Feb-17      | 2         | 0%          | 10           | 11%        | 0.20        | 50        | 11%        | 25.00            | 70         | 96.6%        | 114,800         | -1.1%       | 168,500        | 23.9%         | 168,500        | 23.9%         | 362        |
| Mar-17      | 3         | -25%        | 6            | 50%        | 0.50        | 49        | 11%        | 16.33            | 138        | 88.9%        | 121,800         | 2.7%        | 68,000         | -57.2%        | 80,000         | -42.9%        | 384        |
| Apr-17      | 7         | 0%          | 8            | 0%         | 0.88        | 49        | 17%        | 7.00             | 128        | 93.7%        | 126,800         | 7.5%        | 85,000         | -24.1%        | 150,857        | 22.6%         | 400        |
| May-17      | 4         | 33%         | 20           | 54%        | 0.20        | 64        | 42%        | 16.00            | 104        | 93.3%        | 121,500         | 5.4%        | 86,000         | -61.8%        | 162,250        | -27.4%        | 383        |
| Jun-17      | 11        | 267%        | 5            | -50%       | 2.20        | 53        | 18%        | 4.82             | 66         | 95.6%        | 122,500         | 2.8%        | 177,000        | -23.9%        | 169,864        | -23.5%        | 386        |
| Jul-17      | 3         | -57%        | 12           | 50%        | 0.25        | 55        | 22%        | 18.33            | 59         | 87.6%        | 121,000         | -2.9%       | 68,000         | -46.5%        | 97,667         | -25.2%        | 382        |
| Aug-17      | 6         | -33%        | 12           | -14%       | 0.50        | 50        | 16%        | 8.33             | 117        | 92.2%        | 120,900         | -0.6%       | 143,750        | 9.1%          | 124,917        | 0.0%          | 381        |
| Sep-17      | 6         | 500%        | 8            | -27%       | 0.75        | 45        | 0%         | 7.50             | 102        | 94.3%        | 122,700         | 1.7%        | 169,000        | 238.0%        | 163,083        | 226.2%        | 387        |
| Oct-17      | 5         | -17%        | 8            | -43%       | 0.63        | 42        | -9%        | 8.40             | 195        | 90.8%        | 122,700         | 1.2%        | 80,000         | -49.2%        | 95,780         | -44.0%        | 387        |
| Nov-17      | 7         | 600%        | 9            | -10%       | 0.78        | 40        | -15%       | 5.71             | 90         | 87.0%        | 120,100         | 0.3%        | 89,900         | -57.2%        | 87,986         | -58.1%        | 379        |
| Dec-17      | 4         | 33%         | 4            | -33%       | 1.00        | 34        | -28%       | 8.50             | 111        | 92.9%        | 115,000         | -3.6%       | 137,500        | -21.4%        | 138,750        | -25.5%        | 363        |
| <b>2017</b> | <b>65</b> | <b>38%</b>  | <b>112</b>   | <b>3%</b>  | <b>0.58</b> | <b>48</b> | <b>8%</b>  | <b>8.89</b>      | <b>103</b> | <b>92.8%</b> | <b>120,383</b>  | <b>0.9%</b> | <b>109,500</b> | <b>-21.8%</b> | <b>134,305</b> | <b>-8.8%</b>  | <b>380</b> |
| Jan-18      | 3         | -57%        | 12           | 20%        | 0.25        | 40        | -15%       | 13.33            | 38         | 90.6%        | 116,100         | 1.1%        | 155,000        | 55.0%         | 126,500        | -2.5%         | 366        |
| Feb-18      | 5         | 150%        | 7            | -30%       | 0.71        | 39        | -22%       | 7.80             | 118        | 92.1%        | 115,700         | 0.8%        | 150,000        | -11.0%        | 147,800        | -12.3%        | 365        |
| Mar-18      | 8         | 167%        | 8            | 33%        | 1.00        | 34        | -31%       | 4.25             | 121        | 92.2%        | 116,900         | -4.0%       | 159,500        | 134.6%        | 160,713        | 100.9%        | 369        |
| Apr-18      | 4         | -43%        | 16           | 100%       | 0.25        | 42        | -14%       | 10.50            | 58         | 96.7%        | 120,300         | -5.1%       | 188,000        | 121.2%        | 201,000        | 33.2%         | 380        |
| May-18      | 6         | 50%         | 12           | -40%       | 0.50        | 46        | -28%       | 7.67             | 80         | 91.6%        | 114,300         | -5.9%       | 90,250         | 4.9%          | 94,500         | -41.8%        | 361        |
| Jun-18      | 4         | -64%        | 14           | 180%       | 0.29        | 50        | -6%        | 12.50            | 78         | 94.9%        | 117,400         | -4.2%       | 187,500        | 5.9%          | 200,000        | 17.7%         | 370        |
| Jul-18      | 7         | 133%        | 10           | -17%       | 0.70        | 50        | -9%        | 7.14             | 75         | 93.0%        | 111,800         | -7.6%       | 150,000        | 120.6%        | 164,071        | 68.0%         | 353        |
| Aug-18      | 7         | 17%         | 8            | -33%       | 0.88        | 47        | -6%        | 6.71             | 112        | 94.8%        | 112,500         | -6.9%       | 117,000        | -18.6%        | 141,314        | 13.1%         | 355        |
| Sep-18      | 5         | -17%        | 6            | -25%       | 0.83        | 43        | -4%        | 8.60             | 145        | 90.0%        | 112,200         | -8.6%       | 8              |               |                |               |            |

| MELVILLE    |           |             |              |             |             |           |             |                  |            |              |                 |              |                |               |                |               |            |
|-------------|-----------|-------------|--------------|-------------|-------------|-----------|-------------|------------------|------------|--------------|-----------------|--------------|----------------|---------------|----------------|---------------|------------|
|             | Sales     | Y/Y%        | New Listings | Y/Y%        | S/NL Ratio  | Inventory | Y/Y%        | Months of Supply | DOM        | SP/LP        | Benchmark Price | Y/Y%         | Median Price   | Y/Y%          | Average Price  | Y/Y%          | Index      |
| Jan-19      | -         | -100%       | 7            | -42%        | -           | 35        | -13%        | -                | -          | -            | 110,900         | -4.5%        | -              | -             | -              | -             | 350        |
| Feb-19      | 1         | -80%        | 5            | -29%        | 0.20        | 36        | -8%         | 36.00            | 151        | 91.6%        | 112,300         | -2.9%        | 64,000         | -57.3%        | 64,000         | -56.7%        | 354        |
| Mar-19      | 2         | -75%        | 16           | 100%        | 0.13        | 48        | 41%         | 24.00            | 113        | 92.1%        | 109,700         | -6.2%        | 156,000        | -2.2%         | 156,000        | -2.9%         | 346        |
| Apr-19      | 5         | 25%         | 12           | -25%        | 0.42        | 52        | 24%         | 10.40            | 51         | 96.0%        | 112,500         | -6.5%        | 172,500        | -8.2%         | 152,500        | -24.1%        | 355        |
| May-19      | 7         | 17%         | 19           | 58%         | 0.37        | 59        | 28%         | 8.43             | 126        | 94.7%        | 110,400         | -3.4%        | 90,000         | -0.3%         | 119,929        | 26.9%         | 348        |
| Jun-19      | 4         | 0%          | 11           | -21%        | 0.36        | 61        | 22%         | 15.25            | 74         | 91.6%        | 112,000         | -4.6%        | 120,000        | -36.0%        | 117,500        | -41.3%        | 353        |
| Jul-19      | 6         | -14%        | 10           | 0%          | 0.60        | 58        | 16%         | 9.67             | 71         | 94.4%        | 112,100         | 0.3%         | 149,500        | -0.3%         | 162,400        | -1.0%         | 354        |
| Aug-19      | 4         | -43%        | 11           | 38%         | 0.36        | 62        | 32%         | 15.50            | 69         | 90.8%        | 106,700         | -5.2%        | 46,000         | -60.7%        | 49,750         | -64.8%        | 337        |
| Sep-19      | 8         | 60%         | 14           | 133%        | 0.57        | 59        | 37%         | 7.38             | 45         | 91.8%        | 101,900         | -9.2%        | 82,500         | 1.9%          | 80,188         | -11.0%        | 322        |
| Oct-19      | 4         | -43%        | 13           | 333%        | 0.31        | 65        | 103%        | 16.25            | 87         | 93.6%        | 106,000         | -2.3%        | 96,250         | 10.0%         | 130,875        | 70.6%         | 334        |
| Nov-19      | 5         | 67%         | 5            | 25%         | 1.00        | 63        | 110%        | 12.60            | 36         | 89.1%        | 102,400         | -3.6%        | 66,000         | 46.7%         | 74,580         | -41.9%        | 323        |
| Dec-19      | 5         | 67%         | 3            | -40%        | 1.67        | 58        | 100%        | 11.60            | 177        | 91.3%        | 103,300         | -4.4%        | 110,000        | -21.4%        | 124,000        | 9.7%          | 326        |
| <b>2019</b> | <b>51</b> | <b>-18%</b> | <b>126</b>   | <b>20%</b>  | <b>0.40</b> | <b>55</b> | <b>36%</b>  | <b>12.86</b>     | <b>84</b>  | <b>93.1%</b> | <b>108,350</b>  | <b>-4.4%</b> | <b>101,000</b> | <b>-15.1%</b> | <b>113,320</b> | <b>-16.6%</b> | <b>342</b> |
| Jan-20      | 4         | -           | 4            | -43%        | 1.00        | 56        | 60%         | 14.00            | 173        | 90.8%        | 105,600         | -4.8%        | 92,500         | -             | 103,000        | -             | 333        |
| Feb-20      | 2         | 100%        | 5            | 0%          | 0.40        | 53        | 47%         | 26.50            | 145        | 91.7%        | 105,900         | -5.7%        | 105,000        | 64.1%         | 105,000        | 64.1%         | 334        |
| Mar-20      | 7         | 250%        | 18           | 13%         | 0.39        | 58        | 21%         | 8.29             | 106        | 91.1%        | 104,600         | -4.6%        | 130,000        | -16.7%        | 104,000        | -33.3%        | 330        |
| Apr-20      | 2         | -60%        | 7            | -42%        | 0.29        | 57        | 10%         | 28.50            | 216        | 91.8%        | 105,000         | -6.7%        | 131,750        | -23.6%        | 131,750        | -13.6%        | 331        |
| May-20      | 10        | 43%         | 9            | -53%        | 1.11        | 51        | -14%        | 5.10             | 116        | 92.3%        | 103,800         | -6.0%        | 73,750         | -18.1%        | 106,790        | -11.0%        | 327        |
| Jun-20      | 6         | 50%         | 12           | 9%          | 0.50        | 49        | -20%        | 8.17             | 131        | 95.2%        | 107,600         | -3.9%        | 212,750        | 77.3%         | 214,250        | 82.3%         | 339        |
| Jul-20      | 6         | 0%          | 10           | 0%          | 0.60        | 48        | -17%        | 8.00             | 146        | 90.7%        | 108,800         | -2.9%        | 81,750         | -45.3%        | 117,917        | -27.4%        | 343        |
| Aug-20      | 7         | 75%         | 11           | 0%          | 0.64        | 48        | -23%        | 6.86             | 142        | 85.4%        | 106,900         | 0.2%         | 47,500         | 3.3%          | 81,057         | 62.9%         | 337        |
| Sep-20      | 12        | 50%         | 9            | -36%        | 1.33        | 40        | -32%        | 3.33             | 96         | 93.0%        | 105,200         | 3.2%         | 133,000        | 61.2%         | 143,792        | 79.3%         | 332        |
| Oct-20      | 7         | 75%         | 9            | -31%        | 0.78        | 37        | -43%        | 5.29             | 74         | 90.2%        | 109,300         | 3.1%         | 95,000         | -1.3%         | 116,000        | -11.4%        | 345        |
| Nov-20      | 5         | 0%          | 6            | 20%         | 0.83        | 28        | -56%        | 5.60             | 114        | 92.6%        | 106,700         | 4.2%         | 33,000         | -50.0%        | 67,300         | -9.8%         | 337        |
| Dec-20      | 5         | 0%          | 6            | 100%        | 0.83        | 27        | -53%        | 5.40             | 46         | 93.8%        | 107,700         | 4.3%         | 100,000        | -9.1%         | 108,780        | -12.3%        | 340        |
| <b>2020</b> | <b>73</b> | <b>43%</b>  | <b>106</b>   | <b>-16%</b> | <b>0.69</b> | <b>46</b> | <b>-16%</b> | <b>7.56</b>      | <b>116</b> | <b>91.9%</b> | <b>106,425</b>  | <b>-1.8%</b> | <b>99,900</b>  | <b>-1.1%</b>  | <b>118,626</b> | <b>4.7%</b>   | <b>336</b> |
| Jan-21      | 5         | 25%         | 10           | 150%        | 0.50        | 30        | -46%        | 6.00             | 103        | 91.7%        | 103,400         | -2.1%        | 108,000        | 16.8%         | 114,900        | 11.6%         | 326        |
| Feb-21      | 8         | 300%        | 12           | 140%        | 0.67        | 32        | -40%        | 4.00             | 28         | 95.8%        | 110,000         | 3.9%         | 126,500        | 20.5%         | 136,875        | 30.4%         | 347        |
| Mar-21      | 5         | -29%        | 11           | -39%        | 0.45        | 37        | -36%        | 7.40             | 81         | 92.7%        | 110,100         | 5.3%         | 220,000        | 69.2%         | 170,800        | 64.2%         | 347        |
| Apr-21      | 6         | 200%        | 8            | 14%         | 0.75        | 36        | -37%        | 6.00             | 137        | 96.5%        | 113,700         | 8.3%         | 116,500        | -11.6%        | 154,750        | 17.5%         | 359        |
| May-21      | 9         | -10%        | 11           | 22%         | 0.82        | 37        | -27%        | 4.11             | 137        | 94.4%        | 114,700         | 10.5%        | 155,000        | 110.2%        | 154,111        | 44.3%         | 362        |
| Jun-21      | 13        | 117%        | 19           | 58%         | 0.68        | 38        | -22%        | 2.92             | 75         | 95.6%        | 116,100         | 7.9%         | 117,200        | -44.9%        | 118,808        | -44.5%        | 366        |
| Jul-21      | 10        | 67%         | 19           | 90%         | 0.53        | 47        | -2%         | 4.70             | 41         | 96.2%        | 114,700         | 5.4%         | 157,500        | 92.7%         | 203,113        | 72.3%         | 362        |
| Aug-21      | 10        | 43%         | 13           | 18%         | 0.77        | 42        | -13%        | 4.20             | 49         | 94.5%        | 118,100         | 10.5%        | 150,000        | 215.8%        | 159,750        | 97.1%         | 373        |
| Sep-21      | 7         | -42%        | 8            | -11%        | 0.88        | 38        | -5%         | 5.43             | 83         | 96.8%        | 117,000         | 11.2%        | 190,000        | 42.9%         | 226,643        | 57.6%         | 369        |
| Oct-21      | 10        | 43%         | 10           | 11%         | 1.00        | 35        | -5%         | 3.50             | 50         | 95.3%        | 117,700         | 7.7%         | 192,750        | 102.9%        | 175,550        | 51.3%         | 371        |
| Nov-21      | 5         | 0%          | 8            | 33%         | 0.63        | 36        | 29%         | 7.20             | 84         | 93.5%        | 118,000         | 10.6%        | 35,000         | 6.1%          | 105,600        | 56.9%         | 372        |
| Dec-21      | 2         | -60%        | 5            | -17%        | 0.40        | 33        | 22%         | 16.50            | 114        | 93.6%        | 115,400         | 7.1%         | 165,125        | 65.1%         | 165,125        | 51.8%         | 364        |
| <b>2021</b> | <b>90</b> | <b>23%</b>  | <b>134</b>   | <b>26%</b>  | <b>0.67</b> | <b>37</b> | <b>-20%</b> | <b>4.90</b>      | <b>76</b>  | <b>95.1%</b> | <b>114,075</b>  | <b>7.2%</b>  | <b>144,000</b> | <b>44.1%</b>  | <b>157,915</b> | <b>33.1%</b>  | <b>360</b> |
| Jan-22      | 8         | 60%         | 5            | -50%        | 1.60        | 27        | -10%        | 3.38             | 92         | 93.9%        | 112,900         | 9.2%         | 162,500        | 50.5%         | 173,500        | 51.0%         | 356        |
| Feb-22      | 3         | -63%        | 6            | -50%        | 0.50        | 27        | -16%        | 9.00             | 168        | 91.6%        | 114,900         | 4.5%         | 125,000        | -1.2%         | 124,500        | -9.0%         | 363        |
| Mar-22      | 12        | 140%        | 11           | 0%          | 1.09        | 24        | -35%        | 2.00             | 105        | 94.2%        | 121,300         | 10.2%        | 140,250        | -36.3%        | 164,933        | -3.4%         | 383        |
| Apr-22      | 8         | 33%         | 10           | 25%         | 0.80        | 24        | -33%        | 3.00             | 66         | 94.1%        | 123,600         | 8.7%         | 170,750        | 46.6%         | 165,188        | 6.7%          | 390        |
| May-22      | 7         | -22%        | 13           | 18%         | 0.54        | 28        | -24%        | 4.00             | 110        | 94.9%        | 131,400         | 14.6%        | 135,000        | -12.9%        | 180,929        | 17.4%         | 415        |
| Jun-22      | 14        | 8%          | 18           | -5%         | 0.78        | 32        | -16%        | 2.29             | 28         | 93.5%        | 128,400         | 10.6%        | 120,000        | 2.4%          | 130,107        | 9.5%          | 405        |
| Jul-22      | 7         | -30%        | 22           | 16%         | 0.32        | 46        | -2%         | 6.57             | 24         | 94.8%        | 126,900         | 10.6%        | 158,000        | 0.3%          | 157,714        | -22.4%        | 400        |
| Aug-22      | 10        | 0%          | 10           | -23%        | 1.00        | 44        | 5%          | 4.40             | 83         | 92.7%        | 124,600         | 5.5%         | 146,000        | -2.7%         | 172,340        | 7.9%          | 393        |
| Sep-22      | 8         | 14%         | 14           | 75%         | 0.57        | 49        | 29%         | 6.13             | 79         | 93.5%        | 121,900         | 4.2%         | 111,500        | -41.3%        | 131,188        | -42.1%        | 385        |
| Oct-22      | 6         | -40%        | 5            | -50%        | 1.20        | 43        | 23%         | 7.17             | 61         | 94.8%        | 121,600         | 3.3%         | 132,500        | -31.3%        | 135,833        | -22.6%        | 384        |
| Nov-22      | 7         | 40%         | 3            | -63%        | 2.33        | 38        | 6%          | 5.43             | 68         | 90.9%        | 119,600         | 1.4%         | 95,000         | 171.4%        | 86,014         | -18.5%        | 377        |
| Dec-22      | 3         | 50%         | 4            | -20%        | 0.75        | 30        | -9%         | 10.00            | 168        | 92.1%        | 113,100         | -2.0%        | 156,000        | -5.5%         | 158,000        | -4.3%         | 357        |
| <b>2022</b> | <b>93</b> | <b>3%</b>   | <b>121</b>   | <b>-10%</b> | <b>0.77</b> | <b>34</b> | <b>-7%</b>  | <b>4.43</b>      | <b>77</b>  | <b>93.7%</b> | <b>121,683</b>  | <b>6.7%</b>  | <b>137,000</b> | <b>-4.9%</b>  | <b>149,658</b> | <b>-5.2%</b>  | <b>384</b> |
| Jan-23      | 2         | -75%        | 6            | 20%         | 0.33        | 27        | 0%          | 13.50            | 98         | 98.6%        | 116,000         | 2.7%         | 211,500        | 30.2%         | 211,500        | 21.9%         | 366        |
| Feb-23      |           |             |              |             |             |           |             |                  |            |              |                 |              |                |               |                |               |            |
| Mar-23      |           |             |              |             |             |           |             |                  |            |              |                 |              |                |               |                |               |            |
| Apr-23      |           |             |              |             |             |           |             |                  |            |              |                 |              |                |               |                |               |            |
| May-23      |           |             |              |             |             |           |             |                  |            |              |                 |              |                |               |                |               |            |
| Jun-23      |           |             |              |             |             |           |             |                  |            |              |                 |              |                |               |                |               |            |
| Jul-23      |           |             |              |             |             |           |             |                  |            |              |                 |              |                |               |                |               |            |
| Aug-23      |           |             |              |             |             |           |             |                  |            |              |                 |              |                |               |                |               |            |
| Sep-23      |           |             |              |             |             |           |             |                  |            |              |                 |              |                |               |                |               |            |
| Oct-23      |           |             |              |             |             |           |             |                  |            |              |                 |              |                |               |                |               |            |
| Nov-23      |           |             |              |             |             |           |             |                  |            |              |                 |              |                |               |                |               |            |
| Dec-23      |           |             |              |             |             |           |             |                  |            |              |                 |              |                |               |                |               |            |
| <b>2023</b> | <b>2</b>  | <b>-75%</b> | <b>6</b>     | <b>20%</b>  | <b>0.33</b> | <b>27</b> | <b>0%</b>   | <b>13.50</b>     | <b>98</b>  | <b>98.6%</b> | <b>116,000</b>  | <b>2.7%</b>  | <b>211,500</b> | <b>30.2%</b>  | <b>211,500</b> | <b>21.9%</b>  | <b>366</b> |

## Monthly Sales Comparison



### SALES

**24**

↑ 33.3% Y/Y    ↑ 33.3% YTD  
 10-year average spread YTD  
 0.4% ↑    0.4% ↑

### NEW LISTINGS

**37**

↓ 38.3% Y/Y    ↓ 38.3% YTD  
 10-year average spread YTD  
 44.8% ↓    44.8% ↓

### INVENTORY

**111**

↓ 19.0% Y/Y    → Monthly trend\*  
 10-year average spread YTD  
 46.8% ↓    46.8% ↓

### MONTHS OF SUPPLY

**4.63**

↓ 39.2% Y/Y    → Monthly trend\*  
 10-year average spread YTD  
 49.9% ↓    49.9% ↓



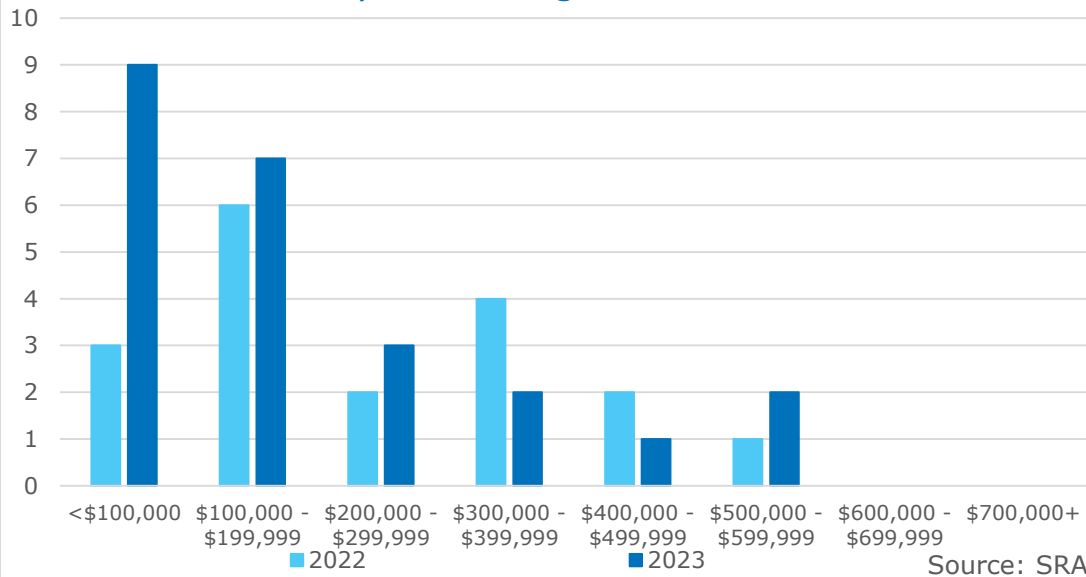
### TOTAL RESIDENTIAL BENCHMARK PRICE

**\$ 221,400**

↑ 2.2% Y/Y

Monthly trend\*

## Residential Sales by Price Range



## January 2023

|                          | Sales     |            | New Listings |             | Inventory  |             | Months of Supply |             | DOM       | Benchmark        |           | Avg Price        |             |
|--------------------------|-----------|------------|--------------|-------------|------------|-------------|------------------|-------------|-----------|------------------|-----------|------------------|-------------|
|                          | Actual    | Y/Y%       | Actual       | Y/Y%        | Actual     | Y/Y%        | Actual           | Y/Y%        | Actual    | Actual           | Y/Y%      | Actual           | Y/Y%        |
| Detached                 | 22        | 47%        | 30           | -40%        | 80         | -27%        | 3.64             | -50%        | 72        | \$222,700        | 2%        | \$196,105        | -27%        |
| Attached                 | 0         | -100%      | 2            | -33%        | 9          | 80%         | -                | -           | -         | -                | -         | -                | -           |
| Apartment                | 1         | 0%         | 3            | -25%        | 16         | 7%          | 16.00            | 7%          | 143       | \$186,600        | 6%        | \$168,000        | 500%        |
| Mobile                   | 1         | 0%         | 2            | 0%          | 6          | 0%          | 6.00             | 0%          | 3         | -                | -         | \$70,000         | -1%         |
| <b>Total Residential</b> | <b>24</b> | <b>33%</b> | <b>37</b>    | <b>-38%</b> | <b>111</b> | <b>-19%</b> | <b>4.63</b>      | <b>-39%</b> | <b>72</b> | <b>\$221,400</b> | <b>2%</b> | <b>\$189,679</b> | <b>-20%</b> |

## 10-Year Averages

|                   | Sales |       | New Listings |       | Inventory |       | Months of Supply |       | DOM | Benchmark |       | Avg Price |       |
|-------------------|-------|-------|--------------|-------|-----------|-------|------------------|-------|-----|-----------|-------|-----------|-------|
|                   | Avg   | %Diff | Avg          | %Diff | Avg       | %Diff | Avg              | %Diff | Avg | Avg       | %Diff | Avg       | %Diff |
| Total Residential | 24    | 0%    | 67           | -45%  | 209       | -47%  | 9.23             | -50%  | 71  | \$220,580 | 0%    | \$218,638 | -13%  |

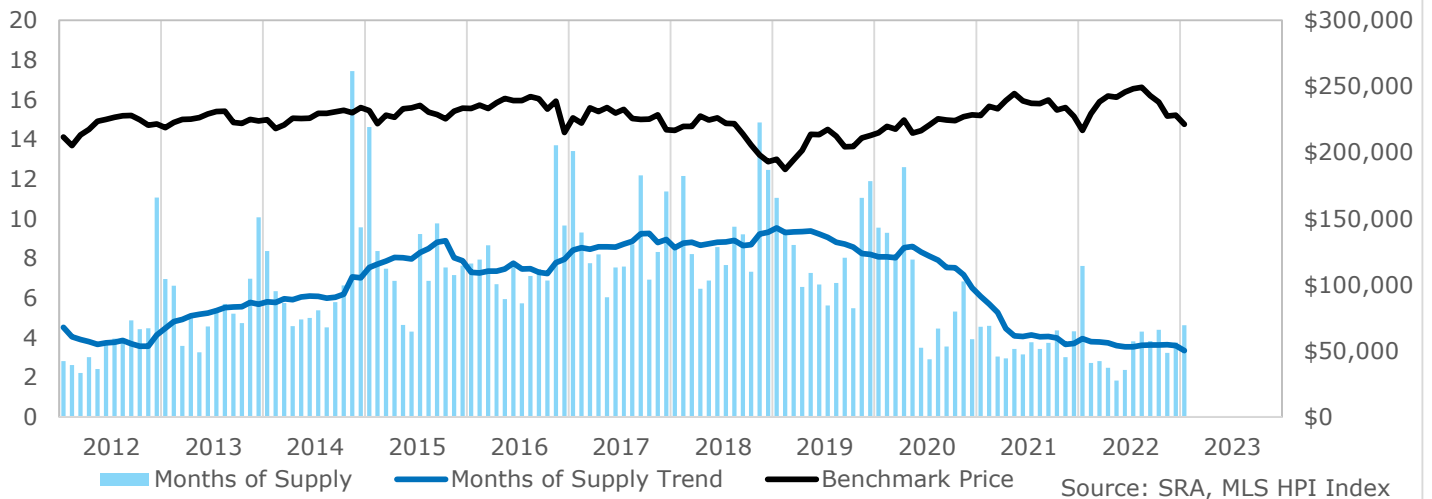
## Year-to-Date January 2023

|                          | Sales     |            | New Listings |             | Inventory  |             | Months of Supply |             | DOM       | Benchmark        |           | Avg Price        |             |
|--------------------------|-----------|------------|--------------|-------------|------------|-------------|------------------|-------------|-----------|------------------|-----------|------------------|-------------|
|                          | Actual    | Y/Y%       | Actual       | Y/Y%        | Actual     | Y/Y%        | Actual           | Y/Y%        | Actual    | Actual           | Y/Y%      | Actual           | Y/Y%        |
| Detached                 | 22        | 47%        | 30           | -40%        | 80         | -27%        | 3.64             | -50%        | 72        | \$222,700        | 2%        | \$196,105        | -27%        |
| Attached                 | 0         | -100%      | 2            | -33%        | 9          | 80%         | -                | -           | -         | -                | -         | -                | -           |
| Apartment                | 1         | 0%         | 3            | -25%        | 16         | 7%          | 16.00            | 7%          | 143       | \$186,600        | 6%        | \$168,000        | 500%        |
| Mobile                   | 1         | 0%         | 2            | 0%          | 6          | 0%          | 6.00             | 0%          | 3         | -                | -         | \$70,000         | -1%         |
| <b>Total Residential</b> | <b>24</b> | <b>33%</b> | <b>37</b>    | <b>-38%</b> | <b>111</b> | <b>-19%</b> | <b>4.63</b>      | <b>-39%</b> | <b>72</b> | <b>\$221,400</b> | <b>2%</b> | <b>\$189,679</b> | <b>-20%</b> |

## 10-Year Averages

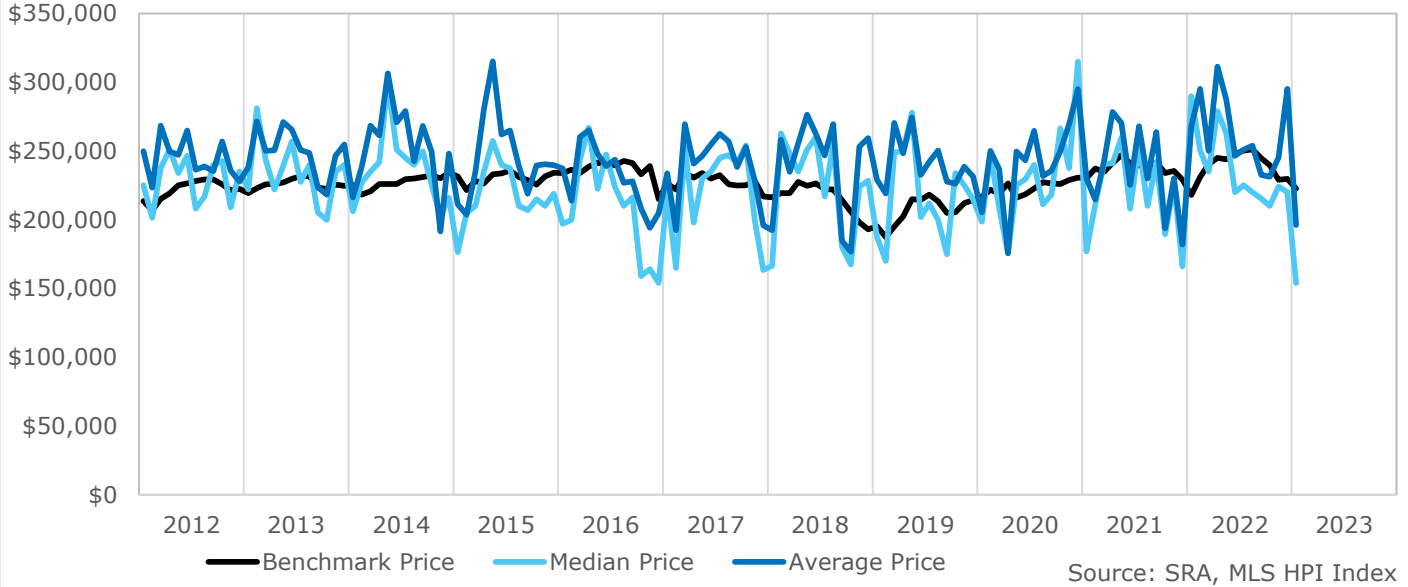
|                   | Sales |       | New Listings |       | Inventory |       | Months of Supply |       | DOM | Benchmark |       | Avg Price |       |
|-------------------|-------|-------|--------------|-------|-----------|-------|------------------|-------|-----|-----------|-------|-----------|-------|
|                   | Avg   | %Diff | Avg          | %Diff | Avg       | %Diff | Avg              | %Diff | Avg | Avg       | %Diff | Avg       | %Diff |
| Total Residential | 24    | 0%    | 67           | -45%  | 209       | -47%  | 9.23             | -50%  | 71  | \$220,580 | 0%    | \$218,638 | -13%  |

## Residential Months of Supply and Price

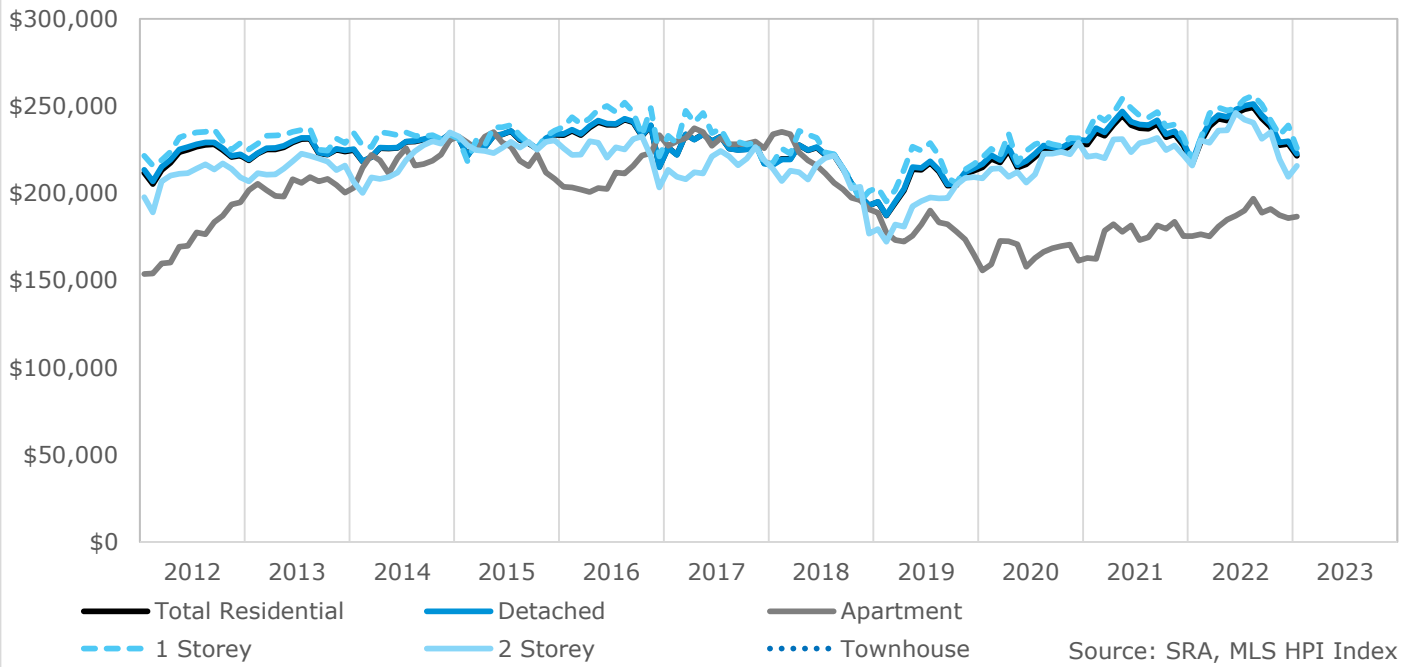




**Single Family Pricing**



**Benchmark Price**



## HPI Benchmark Attributes

|                                            | Composite              |
|--------------------------------------------|------------------------|
| Bedrooms, Above Ground                     | 3                      |
| Bathrooms, Full                            | 2                      |
| Bathrooms, Half                            | 0                      |
| Garage                                     | Attached, Single width |
| Gross Living Area, Above Ground (Sq. Ft.)  | 1159                   |
| Lot Size                                   | -                      |
| Fireplaces, Number of                      | 0                      |
| Year Built                                 | 1962                   |
| January 2023 Benchmark Price               | \$221,400              |
| Single Family Share of Sales, Last 3 Years | 97%                    |
| Apartment Share of Sales, Last 3 Years     | 3%                     |
| Townhouse Share of Sales, Last 3 Years     | -                      |

|                                            | Single Family          | 1 Storey               | 2 Storey               |
|--------------------------------------------|------------------------|------------------------|------------------------|
| Bedrooms, Above Ground                     | 3                      | 2                      | 3                      |
| Bathrooms, Full                            | 2                      | 2                      | 2                      |
| Bathrooms, Half                            | 0                      | 0                      | 0                      |
| Garage                                     | Attached, Single width | Attached, Single width | Attached, Single width |
| Gross Living Area, Above Ground (Sq. Ft.)  | 1167                   | 1099                   | 1338                   |
| Lot Size                                   | 6038                   | 6085                   | 6000                   |
| Fireplaces, Number of                      | 0                      | 0                      | 0                      |
| Year Built                                 | 1959                   | 1967                   | 1929                   |
| January 2023 Benchmark Price               | \$222,700              | \$225,800              | \$215,700              |
| Share of Total Sales, Last 3 Years         | 97%                    | 67%                    | 30%                    |
| Share of Single Family Sales, Last 3 Years | 100%                   | 69%                    | 31%                    |

|                                           | Apartment | Townhouse |
|-------------------------------------------|-----------|-----------|
| Bedrooms, Above Ground                    | 2         | -         |
| Bathrooms, Full                           | 1         | -         |
| Bathrooms, Half                           | 0         | -         |
| Garage                                    | -         | -         |
| Gross Living Area, Above Ground (Sq. Ft.) | 944       | -         |
| Fireplaces, Number of                     | 0         | -         |
| Year Built                                | 1984      | -         |
| January 2023 Benchmark Price              | \$186,600 | -         |

| MOOSE JAW   |            |             |              |            |             |            |            |                  |           |              |                 |              |                |              |                |              |            |
|-------------|------------|-------------|--------------|------------|-------------|------------|------------|------------------|-----------|--------------|-----------------|--------------|----------------|--------------|----------------|--------------|------------|
|             | Sales      | Y/Y%        | New Listings | Y/Y%       | S/NL Ratio  | Inventory  | Y/Y%       | Months of Supply | DOM       | SP/LP        | Benchmark Price | Y/Y%         | Median Price   | Y/Y%         | Average Price  | Y/Y%         | Index      |
| Jan-13      | 25         | -50%        | 61           | 11%        | 0.41        | 174        | 23%        | 6.96             | 48        | 94.9%        | 218,800         | 3.4%         | 212,000        | 1.9%         | 222,980        | -4.9%        | 261        |
| Feb-13      | 29         | -45%        | 71           | 8%         | 0.41        | 192        | 38%        | 6.62             | 79        | 97.3%        | 222,600         | 8.5%         | 281,000        | 42.3%        | 263,819        | 23.1%        | 265        |
| Mar-13      | 51         | -29%        | 61           | -40%       | 0.84        | 183        | 14%        | 3.59             | 65        | 96.7%        | 225,100         | 5.5%         | 228,000        | -0.3%        | 237,100        | -9.6%        | 268        |
| Apr-13      | 46         | -25%        | 135          | 31%        | 0.34        | 236        | 28%        | 5.13             | 59        | 95.2%        | 225,200         | 3.6%         | 213,750        | -14.5%       | 239,460        | -3.3%        | 268        |
| May-13      | 77         | -11%        | 128          | 5%         | 0.60        | 251        | 20%        | 3.26             | 52        | 96.8%        | 226,400         | 1.3%         | 229,000        | -0.4%        | 260,939        | 7.4%         | 270        |
| Jun-13      | 59         | 5%          | 112          | 51%        | 0.53        | 269        | 27%        | 4.56             | 45        | 96.2%        | 229,200         | 1.9%         | 230,000        | -5.1%        | 248,878        | -3.7%        | 273        |
| Jul-13      | 47         | -11%        | 95           | 27%        | 0.49        | 257        | 23%        | 5.47             | 42        | 95.7%        | 231,100         | 1.9%         | 220,000        | 4.8%         | 238,234        | -1.1%        | 275        |
| Aug-13      | 43         | -23%        | 75           | -24%       | 0.57        | 245        | 11%        | 5.70             | 59        | 95.3%        | 231,200         | 1.5%         | 215,000        | 0.5%         | 239,251        | 4.1%         | 275        |
| Sep-13      | 44         | -6%         | 115          | 5%         | 0.38        | 229        | 0%         | 5.20             | 44        | 94.9%        | 222,800         | -2.3%        | 195,750        | -12.0%       | 215,755        | -7.1%        | 265        |
| Oct-13      | 49         | -2%         | 96           | 39%        | 0.51        | 232        | 5%         | 4.73             | 46        | 94.7%        | 222,100         | -1.2%        | 195,000        | -18.1%       | 209,725        | -15.9%       | 264        |
| Nov-13      | 30         | -30%        | 60           | 5%         | 0.50        | 209        | 9%         | 6.97             | 49        | 95.4%        | 224,900         | 1.9%         | 235,000        | 17.5%        | 235,030        | 5.8%         | 268        |
| Dec-13      | 17         | 13%         | 31           | 0%         | 0.55        | 171        | 3%         | 10.06            | 61        | 94.0%        | 223,900         | 1.0%         | 215,000        | -4.4%        | 240,635        | 13.1%        | 267        |
| <b>2013</b> | <b>517</b> | <b>-20%</b> | <b>1,040</b> | <b>8%</b>  | <b>0.50</b> | <b>221</b> | <b>16%</b> | <b>5.12</b>      | <b>53</b> | <b>95.8%</b> | <b>225,275</b>  | <b>2.2%</b>  | <b>224,000</b> | <b>-0.2%</b> | <b>238,888</b> | <b>-0.5%</b> | <b>268</b> |
| Jan-14      | 22         | -12%        | 60           | -2%        | 0.37        | 184        | 6%         | 8.36             | 69        | 93.8%        | 224,700         | 2.7%         | 201,500        | -5.0%        | 211,568        | -5.1%        | 268        |
| Feb-14      | 30         | 3%          | 56           | -21%       | 0.54        | 190        | -1%        | 6.33             | 73        | 96.2%        | 218,200         | -2.0%        | 226,000        | -19.6%       | 232,433        | -11.9%       | 260        |
| Mar-14      | 35         | -31%        | 67           | 10%        | 0.52        | 201        | 10%        | 5.74             | 68        | 96.1%        | 220,800         | -1.9%        | 232,500        | 2.0%         | 261,069        | 10.1%        | 263        |
| Apr-14      | 53         | 15%         | 129          | -4%        | 0.41        | 243        | 3%         | 4.58             | 63        | 95.4%        | 225,900         | 0.3%         | 227,000        | 6.2%         | 253,001        | 5.7%         | 269        |
| May-14      | 59         | -23%        | 138          | 8%         | 0.43        | 290        | 16%        | 4.92             | 43        | 96.4%        | 225,600         | -0.4%        | 300,000        | 31.0%        | 303,842        | 16.4%        | 269        |
| Jun-14      | 64         | 8%          | 121          | 8%         | 0.53        | 319        | 19%        | 4.98             | 42        | 95.9%        | 226,000         | -1.4%        | 241,000        | 4.8%         | 263,377        | 5.8%         | 269        |
| Jul-14      | 62         | 32%         | 129          | 36%        | 0.48        | 333        | 30%        | 5.37             | 55        | 96.2%        | 229,500         | -0.7%        | 240,000        | 9.1%         | 264,315        | 10.9%        | 273        |
| Aug-14      | 67         | 56%         | 91           | 21%        | 0.74        | 303        | 24%        | 4.52             | 51        | 95.4%        | 229,700         | -0.6%        | 229,900        | 6.9%         | 223,805        | -6.5%        | 274        |
| Sep-14      | 51         | 16%         | 108          | -6%        | 0.47        | 295        | 29%        | 5.78             | 59        | 95.5%        | 230,700         | 3.5%         | 240,000        | 22.6%        | 257,220        | 19.2%        | 275        |
| Oct-14      | 43         | -12%        | 93           | -3%        | 0.46        | 285        | 23%        | 6.63             | 55        | 96.3%        | 231,900         | 4.4%         | 230,000        | 17.9%        | 247,923        | 18.2%        | 276        |
| Nov-14      | 16         | -47%        | 49           | -18%       | 0.33        | 279        | 33%        | 17.44            | 43        | 94.0%        | 230,100         | 2.3%         | 213,500        | -9.1%        | 200,494        | -14.7%       | 274        |
| Dec-14      | 23         | 35%         | 39           | 26%        | 0.59        | 220        | 29%        | 9.57             | 61        | 93.8%        | 234,000         | 4.5%         | 223,000        | 3.7%         | 247,465        | 2.8%         | 279        |
| <b>2014</b> | <b>525</b> | <b>2%</b>   | <b>1,080</b> | <b>4%</b>  | <b>0.49</b> | <b>262</b> | <b>19%</b> | <b>5.98</b>      | <b>55</b> | <b>95.7%</b> | <b>227,258</b>  | <b>0.9%</b>  | <b>238,000</b> | <b>6.3%</b>  | <b>253,367</b> | <b>6.1%</b>  | <b>271</b> |
| Jan-15      | 16         | -27%        | 72           | 20%        | 0.22        | 234        | 27%        | 14.63            | 51        | 94.3%        | 231,700         | 3.1%         | 176,500        | -12.4%       | 211,270        | -0.1%        | 276        |
| Feb-15      | 30         | 0%          | 81           | 45%        | 0.37        | 251        | 32%        | 8.37             | 45        | 93.5%        | 221,700         | 1.6%         | 197,500        | -12.6%       | 202,773        | -12.8%       | 264        |
| Mar-15      | 40         | 14%         | 130          | 94%        | 0.31        | 299        | 49%        | 7.48             | 58        | 96.1%        | 228,200         | 3.4%         | 211,000        | -9.2%        | 232,266        | -11.0%       | 272        |
| Apr-15      | 51         | -4%         | 153          | 19%        | 0.33        | 350        | 44%        | 6.86             | 46        | 96.4%        | 226,600         | 0.3%         | 235,000        | 3.5%         | 276,174        | 9.2%         | 277        |
| May-15      | 79         | 34%         | 129          | -7%        | 0.61        | 367        | 27%        | 4.65             | 56        | 98.8%        | 233,000         | 3.3%         | 242,000        | -19.3%       | 290,659        | -4.3%        | 270        |
| Jun-15      | 79         | 23%         | 101          | -17%       | 0.78        | 340        | 7%         | 4.30             | 59        | 96.1%        | 233,700         | 3.4%         | 237,000        | -1.7%        | 254,883        | -3.2%        | 278        |
| Jul-15      | 37         | -40%        | 102          | -21%       | 0.36        | 341        | 2%         | 9.22             | 40        | 96.0%        | 235,600         | 2.7%         | 238,000        | -0.8%        | 263,936        | -0.1%        | 281        |
| Aug-15      | 48         | -28%        | 103          | 13%        | 0.47        | 329        | 9%         | 6.85             | 68        | 95.4%        | 230,600         | 0.4%         | 202,500        | -11.9%       | 230,622        | 3.0%         | 275        |
| Sep-15      | 34         | -33%        | 97           | -10%       | 0.35        | 332        | 13%        | 9.76             | 54        | 95.4%        | 228,600         | -0.9%        | 213,250        | -11.1%       | 218,153        | -15.2%       | 272        |
| Oct-15      | 41         | -5%         | 73           | -22%       | 0.56        | 309        | 8%         | 7.54             | 39        | 95.4%        | 225,500         | -2.8%        | 229,500        | -0.2%        | 246,057        | -0.8%        | 269        |
| Nov-15      | 38         | 138%        | 68           | 39%        | 0.56        | 272        | -3%        | 7.16             | 63        | 93.8%        | 231,200         | 0.5%         | 210,000        | -1.6%        | 234,702        | 17.1%        | 275        |
| Dec-15      | 30         | 30%         | 45           | 15%        | 0.67        | 229        | 4%         | 7.63             | 70        | 95.1%        | 233,500         | -0.2%        | 209,500        | -6.1%        | 223,597        | -9.6%        | 278        |
| <b>2015</b> | <b>523</b> | <b>0%</b>   | <b>1,154</b> | <b>7%</b>  | <b>0.45</b> | <b>304</b> | <b>16%</b> | <b>6.98</b>      | <b>55</b> | <b>96.0%</b> | <b>229,992</b>  | <b>1.2%</b>  | <b>225,000</b> | <b>-5.5%</b> | <b>248,383</b> | <b>-2.0%</b> | <b>274</b> |
| Jan-16      | 30         | 88%         | 74           | 3%         | 0.41        | 232        | -1%        | 7.73             | 86        | 95.7%        | 233,300         | 0.7%         | 183,000        | 3.7%         | 223,147        | 5.6%         | 278        |
| Feb-16      | 32         | 7%          | 83           | 2%         | 0.39        | 254        | 1%         | 7.94             | 47        | 97.2%        | 235,700         | 6.3%         | 212,000        | 7.3%         | 219,288        | 8.1%         | 281        |
| Mar-16      | 32         | -20%        | 86           | -34%       | 0.37        | 277        | -7%        | 8.66             | 48        | 94.8%        | 233,300         | 2.2%         | 244,000        | 15.6%        | 256,747        | 10.5%        | 278        |
| Apr-16      | 49         | -4%         | 147          | -4%        | 0.33        | 328        | -6%        | 6.69             | 49        | 96.0%        | 237,700         | 4.9%         | 250,000        | 6.4%         | 254,312        | -7.9%        | 283        |
| May-16      | 59         | -25%        | 110          | -15%       | 0.54        | 351        | -4%        | 5.95             | 39        | 95.4%        | 240,800         | 3.3%         | 220,000        | -9.1%        | 244,954        | -15.7%       | 287        |
| Jun-16      | 46         | -42%        | 103          | 2%         | 0.45        | 359        | 6%         | 7.80             | 55        | 95.8%        | 239,300         | 2.4%         | 247,500        | 4.4%         | 236,179        | -7.3%        | 285        |
| Jul-16      | 60         | 62%         | 93           | -9%        | 0.65        | 344        | 1%         | 5.73             | 57        | 95.5%        | 239,200         | 1.5%         | 227,000        | -4.6%        | 240,199        | -9.0%        | 285        |
| Aug-16      | 47         | -2%         | 97           | -6%        | 0.48        | 334        | 2%         | 7.11             | 63        | 94.9%        | 242,200         | 5.0%         | 208,000        | 2.7%         | 219,832        | -4.7%        | 288        |
| Sep-16      | 43         | 26%         | 77           | -21%       | 0.56        | 321        | -3%        | 7.47             | 59        | 95.2%        | 240,700         | 5.3%         | 212,500        | -0.4%        | 227,800        | 4.4%         | 287        |
| Oct-16      | 42         | 2%          | 71           | -3%        | 0.59        | 289        | -6%        | 6.88             | 49        | 94.6%        | 232,800         | 3.2%         | 170,250        | -25.8%       | 208,673        | -15.2%       | 277        |
| Nov-16      | 20         | -47%        | 62           | -9%        | 0.32        | 274        | 1%         | 13.70            | 67        | 96.1%        | 238,800         | 3.3%         | 164,000        | -21.9%       | 194,238        | -17.2%       | 284        |
| Dec-16      | 26         | -13%        | 59           | 31%        | 0.44        | 251        | 10%        | 9.65             | 73        | 93.1%        | 215,200         | -7.8%        | 172,000        | -17.9%       | 214,096        | -4.2%        | 256        |
| <b>2016</b> | <b>486</b> | <b>-7%</b>  | <b>1,062</b> | <b>-8%</b> | <b>0.46</b> | <b>301</b> | <b>-1%</b> | <b>7.44</b>      | <b>56</b> | <b>95.4%</b> | <b>235,750</b>  | <b>2.5%</b>  | <b>217,250</b> | <b>-3.4%</b> | <b>231,400</b> | <b>-6.8%</b> | <b>281</b> |
| Jan-17      | 20         | -33%        | 90           | 22%        | 0.22        | 268        | 16%        | 13.40            | 61        | 95.1%        | 226,200         | -3.0%        | 219,000        | 19.7%        | 224,145        | 0.4%         | 269        |
| Feb-17      | 30         | -6%         | 81           | -2%        | 0.37        | 279        | 10%        | 9.30             | 64        | 94.0%        | 222,200         | -5.7%        | 161,000        | -24.1%       | 186,867        | -14.8%       | 265        |
| Mar-17      | 41         | 28%         | 109          | 27%        | 0.38        | 318        | 15%        | 7.76             | 51        | 96.3%        | 233,700         | 0.2%         | 247,000        | 1.2%         | 252,567        | -1.6%        | 278        |
| Apr-17      | 46         | -6%         | 139          | -5%        | 0.33        | 377        | 15%        | 8.20             | 70        | 96.0%        | 230,900         | -2.9%        | 202,500        | -19.0%       | 238,706        | -6.1%        | 275        |
| May-17      | 64         | 8%          | 115          | 5%         | 0.56        | 386        | 10%        | 6.03             | 47        | 95.4%        | 233,900         | -2.9%        | 233,500        | 6.1%         | 246,527        | 0.6%         | 279        |
| Jun-17      | 52         | 13%         | 109          | 6%         | 0.48        | 392        | 9%         | 7.54             | 63        | 95.7%        | 229,800         | -4.0%        | 226,500        | -8.5%        | 244,852        | 3.7%         | 274        |
| Jul-17      | 50         | -17%        | 95           | 2%         | 0.53        | 379        | 10%        | 7.58             | 67        | 94.9%        | 232,500         | -2.8%        | 245,000        | 7.9%         | 260,053        | 8.3%         | 277        |
| Aug-17      | 43         | -9%         | 112          | 15%        | 0.38        | 374        | 12%        | 8.70             | 79        | 94.9%        | 225,700         | -6.8%        | 221,000        | 6.3%         | 245,237        | 11.6%        | 269        |
| Sep-17      | 28         | -35%        | 81           | 5%         | 0.35        | 341        | 6%         | 12.18            | 70        | 94.7%        | 224,900         | -6.6%        | 241,250        | 13.5%        | 236,349        | 3.8%         | 268        |
| Oct-17      | 42         | 0%          | 64           | -10%       | 0.66        | 291        | 1%         | 6.93             | 78        | 94.7%        | 225,300         | -3.2%        | 242,500        | 42.4%        | 242,174        | 16.1%        | 268        |
| Nov-17      | 31         | 55%         | 53           | -15%       | 0.58        | 258        | -6%        | 8.32             | 89        | 93.6%        | 228,400         | -4.4%        | 198,500        | 21.0%        | 227,479        | 17.1%        | 272        |
| Dec-17      | 19         | -27%        | 39           | -34%       | 0.49        | 216        | -14%       | 11.37            | 52        | 95.4%        | 217,200         | 0.9%         | 167,000        | -2.9%        | 195,711        | -8.6%        | 259        |
| <b>2017</b> | <b>466</b> | <b>-4%</b>  | <b>1,087</b> | <b>2%</b>  | <b>0.43</b> | <b>323</b> | <b>7%</b>  | <b>8.32</b>      | <b>65</b> | <b>95.2%</b> | <b>227,558</b>  | <b>-3.5%</b> | <b>220,000</b> | <b>1.3%</b>  | <b>238,287</b> | <b>3.0%</b>  | <b>271</b> |
| Jan-18      | 27         | 35%         | 67           | -26%       | 0.40        | 228        | -15%       | 8.44             | 71        | 95.1%        | 216,700         | -4.2%        | 169,900        | -22.4%       | 210,189        | -6.2%        | 258        |
| Feb-18      | 21         | -30%        | 73           | -10%       | 0.29        | 255        | -9%        | 12.14            | 99        | 96.7%        | 219,700         | -1.1%        | 258,000        | 60.2%        | 247,502        | 32.4%        | 262        |
| Mar-18      | 38         | -7%         | 125          | 15%        | 0.30        | 312        | -2%        | 8.21             | 80        | 95.5%        | 219,800         | -5.9%        | 222,750        | -9.8%        | 220,336        | -12.8%       | 262        |
| Apr-18      | 52         | 13%         | 110          | -21%       | 0.47        | 336        | -11%       | 6.46             | 64        | 95.6%        | 227,500         | -1.5%        | 237,000        | 17.0%        | 255,807        | 7.2%         | 271        |
| May-18      | 54         | -16%        | 130          | 13%        | 0.42        | 371        | -4%        | 6.87             | 83        | 94.2%        | 224,600         | -4.0%        | 246,500        | 5.6%         | 273,769        | 11.1%        | 267        |
| Jun-18      | 43         | -17%        | 99           | -9%        | 0.43        | 368        | -6%        | 8.56             | 55        | 94.7%        | 226,200         | -1.6%        | 234,000        | 3.3%         | 244,533        | -0.1%        | 269        |
| Jul-18      | 49         | -2%         | 108          | 14%        | 0.45        | 375        | -1%        | 7.65             | 59        | 94.8%        | 222,000         | -4.5%        | 217,000        | -11.4%       | 241,037        | -7.3%        | 264        |
| Aug-18      | 39         | -9%         | 95           | -15%       | 0.41        | 374        | 0%         | 9.59             | 58        | 94.7%        | 221,700         | -1.8%        | 213,900        | -3.2%        | 251,473        | 2.5%         | 264        |
| Sep-18      | 40         | 43%         | 85           | 5%         | 0.47        | 368        | 8%         | 9.20             | 80        | 93.1%        | 214,000         |              |                |              |                |              |            |

**MOOSE JAW**

|             | Sales      | Y/Y%        | New Listings | Y/Y%        | S/NL Ratio  | Inventory  | Y/Y%        | Months of Supply | DOM       | SP/LP        | Benchmark Price | Y/Y%         | Median Price   | Y/Y%          | Average Price  | Y/Y%          | Index      |
|-------------|------------|-------------|--------------|-------------|-------------|------------|-------------|------------------|-----------|--------------|-----------------|--------------|----------------|---------------|----------------|---------------|------------|
| Jan-19      | 22         | -19%        | 54           | -19%        | 0.41        | 243        | 7%          | 11.05            | 100       | 94.8%        | 195,000         | -10.0%       | 187,500        | 10.4%         | 220,656        | 5.0%          | 232        |
| Feb-19      | 28         | 33%         | 66           | -10%        | 0.42        | 261        | 2%          | 9.32             | 109       | 93.8%        | 187,200         | -14.8%       | 167,450        | -35.1%        | 207,308        | -16.2%        | 223        |
| Mar-19      | 33         | -13%        | 89           | -29%        | 0.37        | 286        | -8%         | 8.67             | 81        | 95.2%        | 194,500         | -11.5%       | 240,000        | 7.7%          | 268,174        | 21.7%         | 232        |
| Apr-19      | 50         | -4%         | 123          | 12%         | 0.41        | 328        | -2%         | 6.56             | 73        | 95.7%        | 201,600         | -11.4%       | 247,500        | 4.4%          | 242,448        | -5.2%         | 240        |
| May-19      | 49         | -9%         | 111          | -15%        | 0.44        | 356        | -4%         | 7.27             | 77        | 95.1%        | 213,800         | -4.8%        | 270,000        | 9.5%          | 265,833        | -2.9%         | 255        |
| Jun-19      | 52         | 21%         | 100          | 1%          | 0.52        | 347        | -6%         | 6.67             | 71        | 94.3%        | 213,500         | -5.6%        | 197,500        | -15.6%        | 220,750        | -9.7%         | 254        |
| Jul-19      | 60         | 22%         | 100          | -7%         | 0.60        | 337        | -10%        | 5.62             | 91        | 94.4%        | 217,400         | -2.1%        | 211,750        | -2.4%         | 242,171        | 0.5%          | 259        |
| Aug-19      | 49         | 26%         | 95           | 0%          | 0.52        | 331        | -11%        | 6.76             | 67        | 94.5%        | 212,400         | -4.2%        | 196,500        | -8.1%         | 227,382        | -9.6%         | 253        |
| Sep-19      | 37         | -8%         | 80           | -6%         | 0.46        | 297        | -19%        | 8.03             | 62        | 94.5%        | 204,300         | -4.5%        | 175,000        | 0.0%          | 216,078        | 17.3%         | 243        |
| Oct-19      | 47         | 7%          | 71           | 18%         | 0.66        | 258        | -20%        | 5.49             | 59        | 95.2%        | 204,600         | -0.5%        | 215,000        | 30.7%         | 217,173        | 27.6%         | 244        |
| Nov-19      | 23         | 15%         | 55           | 17%         | 0.42        | 254        | -14%        | 11.04            | 89        | 93.9%        | 211,000         | 6.5%         | 204,500        | -0.2%         | 223,037        | -10.0%        | 251        |
| Dec-19      | 18         | -10%        | 38           | 27%         | 0.47        | 214        | -14%        | 11.89            | 79        | 93.4%        | 212,900         | 10.3%        | 166,450        | -21.1%        | 196,772        | -15.5%        | 254        |
| <b>2019</b> | <b>468</b> | <b>5%</b>   | <b>982</b>   | <b>-5%</b>  | <b>0.48</b> | <b>293</b> | <b>-9%</b>  | <b>7.50</b>      | <b>78</b> | <b>94.7%</b> | <b>205,683</b>  | <b>-4.7%</b> | <b>209,500</b> | <b>-2.6%</b>  | <b>232,226</b> | <b>-0.1%</b>  | <b>245</b> |
| Jan-20      | 24         | 9%          | 77           | 43%         | 0.31        | 229        | -6%         | 9.54             | 90        | 93.1%        | 214,800         | 10.2%        | 201,500        | 7.5%          | 206,194        | -6.6%         | 256        |
| Feb-20      | 25         | -11%        | 61           | -8%         | 0.41        | 232        | -11%        | 9.28             | 81        | 96.2%        | 219,800         | 17.4%        | 243,000        | 45.1%         | 235,419        | 13.6%         | 262        |
| Mar-20      | 31         | -6%         | 87           | -2%         | 0.36        | 254        | -11%        | 8.19             | 86        | 94.3%        | 217,600         | 11.9%        | 201,000        | -16.3%        | 219,019        | -18.3%        | 259        |
| Apr-20      | 20         | -60%        | 48           | -61%        | 0.42        | 252        | -23%        | 12.60            | 63        | 93.2%        | 224,600         | 11.4%        | 175,500        | -29.1%        | 193,535        | -20.2%        | 267        |
| May-20      | 32         | -35%        | 63           | -43%        | 0.51        | 254        | -29%        | 7.94             | 83        | 94.6%        | 214,600         | 0.4%         | 225,000        | -16.7%        | 238,681        | -10.2%        | 256        |
| Jun-20      | 69         | 33%         | 93           | -7%         | 0.74        | 241        | -31%        | 3.49             | 74        | 95.4%        | 216,600         | 1.5%         | 220,000        | 11.4%         | 233,658        | 5.8%          | 258        |
| Jul-20      | 83         | 38%         | 108          | 8%          | 0.77        | 241        | -28%        | 2.90             | 62        | 95.8%        | 220,800         | 1.6%         | 235,000        | 11.0%         | 255,755        | 5.6%          | 263        |
| Aug-20      | 55         | 12%         | 79           | -17%        | 0.70        | 245        | -26%        | 4.45             | 59        | 95.3%        | 225,500         | 6.2%         | 210,000        | 6.9%          | 228,097        | 0.3%          | 269        |
| Sep-20      | 66         | 78%         | 99           | 24%         | 0.67        | 234        | -21%        | 3.55             | 61        | 95.6%        | 224,500         | 9.9%         | 216,200        | 23.5%         | 227,055        | 5.1%          | 267        |
| Oct-20      | 42         | -11%        | 65           | -8%         | 0.65        | 223        | -14%        | 5.31             | 54        | 95.3%        | 224,100         | 9.5%         | 240,000        | 11.6%         | 241,245        | 11.1%         | 267        |
| Nov-20      | 30         | 30%         | 39           | -29%        | 0.77        | 205        | -19%        | 6.83             | 71        | 96.3%        | 227,000         | 7.6%         | 233,000        | 13.9%         | 259,810        | 16.5%         | 270        |
| Dec-20      | 40         | 122%        | 43           | 13%         | 0.93        | 157        | -27%        | 3.93             | 73        | 96.0%        | 228,400         | 7.3%         | 269,250        | 61.8%         | 280,373        | 42.5%         | 272        |
| <b>2020</b> | <b>517</b> | <b>10%</b>  | <b>862</b>   | <b>-12%</b> | <b>0.60</b> | <b>231</b> | <b>-21%</b> | <b>5.35</b>      | <b>69</b> | <b>95.3%</b> | <b>221,525</b>  | <b>7.7%</b>  | <b>220,000</b> | <b>5.0%</b>   | <b>238,210</b> | <b>2.6%</b>   | <b>264</b> |
| Jan-21      | 35         | 46%         | 55           | -29%        | 0.64        | 159        | -31%        | 4.54             | 73        | 95.5%        | 227,900         | 6.1%         | 171,500        | -14.9%        | 219,469        | 6.4%          | 271        |
| Feb-21      | 39         | 56%         | 72           | 18%         | 0.54        | 179        | -23%        | 4.59             | 57        | 94.3%        | 234,800         | 6.8%         | 178,500        | -26.5%        | 192,411        | -18.3%        | 280        |
| Mar-21      | 60         | 94%         | 86           | -1%         | 0.70        | 183        | -28%        | 3.05             | 62        | 95.9%        | 233,000         | 7.1%         | 235,000        | 16.9%         | 234,633        | 7.1%          | 277        |
| Apr-21      | 73         | 265%        | 129          | 169%        | 0.57        | 216        | -14%        | 2.96             | 51        | 97.1%        | 239,300         | 6.5%         | 235,000        | 33.9%         | 249,456        | 28.9%         | 285        |
| May-21      | 72         | 125%        | 121          | 92%         | 0.60        | 247        | -3%         | 3.43             | 48        | 96.6%        | 244,600         | 14.0%        | 251,000        | 11.6%         | 261,583        | 9.6%          | 291        |
| Jun-21      | 79         | 14%         | 106          | 14%         | 0.75        | 249        | 3%          | 3.15             | 48        | 95.6%        | 239,100         | 10.4%        | 206,000        | -6.4%         | 213,241        | -8.7%         | 285        |
| Jul-21      | 65         | -22%        | 91           | -16%        | 0.71        | 245        | 2%          | 3.77             | 41        | 96.3%        | 237,300         | 7.5%         | 240,000        | 2.1%          | 253,821        | -0.8%         | 283        |
| Aug-21      | 65         | 18%         | 77           | -3%         | 0.84        | 223        | -9%         | 3.43             | 55        | 95.4%        | 236,900         | 5.1%         | 220,000        | 4.8%          | 230,723        | 1.2%          | 282        |
| Sep-21      | 54         | -18%        | 78           | -21%        | 0.69        | 202        | -14%        | 3.74             | 60        | 95.4%        | 239,800         | 6.8%         | 223,500        | 3.4%          | 243,444        | 7.2%          | 286        |
| Oct-21      | 47         | 12%         | 75           | 15%         | 0.63        | 205        | -8%         | 4.36             | 68        | 95.4%        | 232,100         | 3.6%         | 182,500        | -24.0%        | 187,546        | -22.3%        | 276        |
| Nov-21      | 53         | 77%         | 46           | 18%         | 1.15        | 160        | -22%        | 3.02             | 58        | 94.7%        | 233,900         | 3.0%         | 220,000        | -5.6%         | 215,711        | -17.0%        | 279        |
| Dec-21      | 29         | -28%        | 33           | -23%        | 0.88        | 125        | -20%        | 4.31             | 53        | 93.8%        | 227,400         | -0.4%        | 162,000        | -39.8%        | 175,631        | -37.4%        | 271        |
| <b>2021</b> | <b>671</b> | <b>30%</b>  | <b>969</b>   | <b>12%</b>  | <b>0.69</b> | <b>199</b> | <b>-14%</b> | <b>3.57</b>      | <b>55</b> | <b>95.8%</b> | <b>235,508</b>  | <b>6.3%</b>  | <b>220,000</b> | <b>0.0%</b>   | <b>228,220</b> | <b>-4.2%</b>  | <b>280</b> |
| Jan-22      | 18         | -49%        | 60           | 9%          | 0.30        | 137        | -14%        | 7.61             | 63        | 94.7%        | 216,700         | -4.9%        | 206,250        | 20.3%         | 236,767        | 7.9%          | 258        |
| Feb-22      | 50         | 28%         | 59           | -18%        | 0.85        | 136        | -24%        | 2.72             | 57        | 95.5%        | 229,300         | -2.3%        | 240,000        | 34.5%         | 285,274        | 48.3%         | 273        |
| Mar-22      | 53         | -12%        | 80           | -7%         | 0.66        | 149        | -19%        | 2.81             | 44        | 96.4%        | 238,400         | 2.3%         | 230,000        | -2.1%         | 242,499        | 3.4%          | 284        |
| Apr-22      | 66         | -10%        | 93           | -28%        | 0.71        | 164        | -24%        | 2.48             | 36        | 98.4%        | 242,800         | 1.5%         | 275,000        | 17.0%         | 302,448        | 21.2%         | 289        |
| May-22      | 83         | 15%         | 92           | -24%        | 0.90        | 152        | -38%        | 1.83             | 43        | 97.3%        | 241,700         | -1.2%        | 242,500        | -3.4%         | 270,574        | 3.4%          | 288        |
| Jun-22      | 68         | -14%        | 94           | -11%        | 0.72        | 161        | -35%        | 2.37             | 38        | 97.6%        | 245,800         | 2.8%         | 215,000        | 4.4%          | 231,388        | 8.5%          | 293        |
| Jul-22      | 52         | -20%        | 100          | 10%         | 0.52        | 198        | -19%        | 3.81             | 41        | 97.5%        | 248,200         | 4.6%         | 217,580        | -9.3%         | 232,281        | -8.5%         | 296        |
| Aug-22      | 46         | -29%        | 73           | -5%         | 0.63        | 198        | -11%        | 4.30             | 38        | 95.4%        | 249,300         | 5.2%         | 218,500        | -0.7%         | 248,846        | 7.9%          | 297        |
| Sep-22      | 51         | -6%         | 79           | 1%          | 0.65        | 195        | -3%         | 3.82             | 51        | 95.2%        | 242,900         | 1.3%         | 212,500        | -4.9%         | 224,829        | -7.6%         | 289        |
| Oct-22      | 41         | -13%        | 72           | -4%         | 0.57        | 180        | -12%        | 4.39             | 56        | 95.6%        | 238,100         | 2.6%         | 210,000        | 15.1%         | 226,366        | 20.7%         | 284        |
| Nov-22      | 45         | -15%        | 37           | -20%        | 1.22        | 145        | -9%         | 3.22             | 47        | 95.4%        | 227,600         | -2.7%        | 215,000        | -2.3%         | 225,516        | 4.5%          | 271        |
| Dec-22      | 32         | 10%         | 35           | 6%          | 0.91        | 120        | -4%         | 3.75             | 62        | 95.5%        | 228,200         | 0.4%         | 218,750        | 35.0%         | 282,202        | 60.7%         | 272        |
| <b>2022</b> | <b>605</b> | <b>-10%</b> | <b>874</b>   | <b>-10%</b> | <b>0.69</b> | <b>161</b> | <b>-19%</b> | <b>3.20</b>      | <b>46</b> | <b>96.5%</b> | <b>237,417</b>  | <b>0.8%</b>  | <b>226,500</b> | <b>3.0%</b>   | <b>252,864</b> | <b>10.8%</b>  | <b>283</b> |
| Jan-23      | 24         | 33%         | 37           | -38%        | 0.65        | 111        | -19%        | 4.63             | 72        | 93.8%        | 221,400         | 2.2%         | 154,000        | -25.3%        | 189,679        | -19.9%        | 264        |
| Feb-23      |            |             |              |             |             |            |             |                  |           |              |                 |              |                |               |                |               |            |
| Mar-23      |            |             |              |             |             |            |             |                  |           |              |                 |              |                |               |                |               |            |
| Apr-23      |            |             |              |             |             |            |             |                  |           |              |                 |              |                |               |                |               |            |
| May-23      |            |             |              |             |             |            |             |                  |           |              |                 |              |                |               |                |               |            |
| Jun-23      |            |             |              |             |             |            |             |                  |           |              |                 |              |                |               |                |               |            |
| Jul-23      |            |             |              |             |             |            |             |                  |           |              |                 |              |                |               |                |               |            |
| Aug-23      |            |             |              |             |             |            |             |                  |           |              |                 |              |                |               |                |               |            |
| Sep-23      |            |             |              |             |             |            |             |                  |           |              |                 |              |                |               |                |               |            |
| Oct-23      |            |             |              |             |             |            |             |                  |           |              |                 |              |                |               |                |               |            |
| Nov-23      |            |             |              |             |             |            |             |                  |           |              |                 |              |                |               |                |               |            |
| Dec-23      |            |             |              |             |             |            |             |                  |           |              |                 |              |                |               |                |               |            |
| <b>2023</b> | <b>24</b>  | <b>33%</b>  | <b>37</b>    | <b>-38%</b> | <b>0.65</b> | <b>111</b> | <b>-19%</b> | <b>4.63</b>      | <b>72</b> | <b>93.8%</b> | <b>221,400</b>  | <b>2.2%</b>  | <b>154,000</b> | <b>-25.3%</b> | <b>189,679</b> | <b>-19.9%</b> | <b>264</b> |

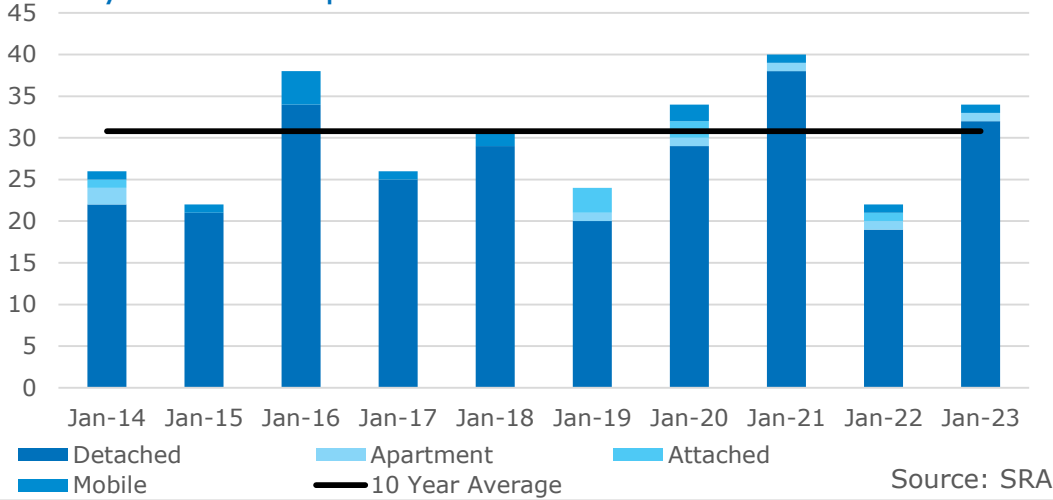
MOOSE JAW

|             | Sales      | Y/Y%        | New Listings | Y/Y%       | S/NL Ratio  | Inventory  | Y/Y%       | Months of Supply | DOM       | SP/LP        | Benchmark Price | Y/Y%         | Median Price   | Y/Y%         | Average Price  | Y/Y%         | Index      |
|-------------|------------|-------------|--------------|------------|-------------|------------|------------|------------------|-----------|--------------|-----------------|--------------|----------------|--------------|----------------|--------------|------------|
| Jan-13      | 20         | -56%        | 59           | 18%        | 0.34        | 148        | 36%        | 7.40             | 45        | 94.4%        | 219,300         | 2.7%         | 222,000        | -1.3%        | 238,175        | -4.7%        | 261        |
| Feb-13      | 26         | -47%        | 58           | -3%        | 0.45        | 163        | 54%        | 6.27             | 81        | 97.3%        | 223,000         | 7.8%         | 281,000        | 39.5%        | 271,606        | 21.7%        | 266        |
| Mar-13      | 46         | -27%        | 54           | -42%       | 0.85        | 158        | 23%        | 3.43             | 65        | 96.6%        | 225,800         | 5.0%         | 244,000        | 2.6%         | 250,024        | -6.9%        | 269        |
| Apr-13      | 41         | -29%        | 107          | 6%         | 0.38        | 190        | 23%        | 4.63             | 58        | 95.1%        | 226,000         | 3.1%         | 222,000        | -11.6%       | 250,492        | 0.4%         | 269        |
| May-13      | 68         | -18%        | 117          | 7%         | 0.58        | 205        | 18%        | 3.01             | 50        | 96.7%        | 227,200         | 0.9%         | 239,250        | 2.2%         | 271,006        | 9.7%         | 271        |
| Jun-13      | 49         | -8%         | 101          | 44%        | 0.49        | 226        | 28%        | 4.61             | 42        | 96.5%        | 229,800         | 1.5%         | 257,000        | 4.3%         | 265,608        | 0.3%         | 274        |
| Jul-13      | 40         | -17%        | 89           | 35%        | 0.45        | 231        | 34%        | 5.78             | 37        | 95.8%        | 231,800         | 1.6%         | 227,450        | 9.4%         | 250,653        | 6.0%         | 276        |
| Aug-13      | 39         | -26%        | 66           | -27%       | 0.59        | 217        | 22%        | 5.56             | 60        | 95.3%        | 231,800         | 1.1%         | 239,900        | 10.6%        | 248,585        | 4.1%         | 276        |
| Sep-13      | 40         | -7%         | 95           | 6%         | 0.42        | 197        | 4%         | 4.93             | 37        | 94.9%        | 223,300         | -2.6%        | 205,250        | -14.5%       | 223,633        | -5.0%        | 266        |
| Oct-13      | 42         | -5%         | 72           | 20%        | 0.58        | 187        | 2%         | 4.45             | 48        | 94.4%        | 222,400         | -1.5%        | 199,950        | -17.6%       | 218,289        | -15.1%       | 265        |
| Nov-13      | 28         | -20%        | 52           | 4%         | 0.54        | 166        | 4%         | 5.93             | 50        | 95.5%        | 225,500         | 1.9%         | 235,000        | 12.4%        | 246,514        | 4.5%         | 269        |
| Dec-13      | 15         | 36%         | 29           | 26%        | 0.52        | 134        | -1%        | 8.93             | 59        | 94.0%        | 224,600         | 1.0%         | 240,000        | 2.1%         | 254,727        | 11.8%        | 268        |
| <b>2013</b> | <b>454</b> | <b>-22%</b> | <b>899</b>   | <b>4%</b>  | <b>0.51</b> | <b>185</b> | <b>19%</b> | <b>4.89</b>      | <b>52</b> | <b>95.8%</b> | <b>225,875</b>  | <b>1.8%</b>  | <b>230,000</b> | <b>0.4%</b>  | <b>250,214</b> | <b>1.4%</b>  | <b>269</b> |
| Jan-14      | 19         | -5%         | 56           | -5%        | 0.34        | 147        | -1%        | 7.74             | 68        | 93.5%        | 225,300         | 2.7%         | 206,000        | -7.2%        | 216,342        | -9.2%        | 269        |
| Feb-14      | 27         | 4%          | 47           | -19%       | 0.57        | 149        | -9%        | 5.52             | 72        | 96.2%        | 218,300         | -2.1%        | 227,000        | -19.2%       | 238,333        | -12.3%       | 260        |
| Mar-14      | 31         | -33%        | 59           | 9%         | 0.53        | 159        | 1%         | 5.13             | 66        | 96.3%        | 220,700         | -2.3%        | 235,000        | -3.7%        | 268,513        | 7.4%         | 263        |
| Apr-14      | 49         | 20%         | 98           | -8%        | 0.50        | 181        | -5%        | 3.69             | 59        | 95.5%        | 226,100         | 0.0%         | 242,000        | 9.0%         | 261,450        | 4.4%         | 270        |
| May-14      | 57         | -16%        | 115          | -2%        | 0.50        | 213        | 4%         | 3.74             | 40        | 96.4%        | 226,000         | -0.5%        | 300,000        | 25.4%        | 306,523        | 13.1%        | 269        |
| Jun-14      | 60         | 22%         | 105          | 4%         | 0.57        | 234        | 4%         | 3.90             | 42        | 95.9%        | 226,100         | -1.6%        | 250,950        | -2.4%        | 270,870        | 2.0%         | 270        |
| Jul-14      | 53         | 33%         | 99           | 11%        | 0.54        | 249        | 8%         | 4.70             | 52        | 96.3%        | 229,600         | -0.9%        | 245,000        | 7.7%         | 278,972        | 11.3%        | 274        |
| Aug-14      | 57         | 46%         | 75           | 14%        | 0.76        | 224        | 3%         | 3.93             | 50        | 95.5%        | 230,000         | -0.8%        | 240,000        | 0.0%         | 242,569        | -2.4%        | 274        |
| Sep-14      | 46         | 15%         | 88           | -7%        | 0.52        | 219        | 11%        | 4.76             | 59        | 95.5%        | 231,000         | 3.4%         | 249,900        | 21.8%        | 268,180        | 19.9%        | 275        |
| Oct-14      | 40         | -5%         | 76           | 6%         | 0.53        | 206        | 10%        | 5.15             | 55        | 96.0%        | 232,200         | 4.4%         | 225,500        | 12.8%        | 249,484        | 14.3%        | 277        |
| Nov-14      | 15         | -46%        | 46           | -12%       | 0.33        | 208        | 25%        | 13.87            | 42        | 94.7%        | 230,300         | 2.1%         | 202,000        | -14.0%       | 191,460        | -22.3%       | 275        |
| Dec-14      | 22         | 47%         | 34           | 17%        | 0.65        | 156        | 16%        | 7.09             | 64        | 93.8%        | 234,100         | 4.2%         | 216,000        | -10.0%       | 248,123        | -2.6%        | 279        |
| <b>2014</b> | <b>476</b> | <b>5%</b>   | <b>898</b>   | <b>0%</b>  | <b>0.53</b> | <b>195</b> | <b>6%</b>  | <b>4.93</b>      | <b>54</b> | <b>95.7%</b> | <b>227,475</b>  | <b>0.7%</b>  | <b>242,569</b> | <b>5.5%</b>  | <b>261,896</b> | <b>4.7%</b>  | <b>271</b> |
| Jan-15      | 16         | -16%        | 61           | 9%         | 0.26        | 165        | 12%        | 10.31            | 51        | 94.3%        | 231,600         | 2.8%         | 176,500        | -14.3%       | 211,270        | -2.3%        | 276        |
| Feb-15      | 29         | 7%          | 67           | 43%        | 0.43        | 179        | 20%        | 6.17             | 46        | 93.4%        | 221,500         | 1.5%         | 205,000        | -9.7%        | 203,559        | -14.6%       | 264        |
| Mar-15      | 37         | 19%         | 107          | 81%        | 0.35        | 218        | 37%        | 5.89             | 58        | 96.1%        | 228,300         | 3.4%         | 210,000        | -10.6%       | 234,734        | -12.6%       | 272        |
| Apr-15      | 47         | -4%         | 109          | 11%        | 0.43        | 248        | 37%        | 5.28             | 47        | 96.4%        | 226,400         | 0.1%         | 235,000        | -2.9%        | 280,331        | 7.2%         | 270        |
| May-15      | 66         | 16%         | 114          | -1%        | 0.58        | 272        | 28%        | 4.12             | 58        | 99.3%        | 233,000         | 3.1%         | 257,500        | -14.2%       | 315,191        | 2.8%         | 278        |
| Jun-15      | 71         | 18%         | 82           | -22%       | 0.87        | 244        | 4%         | 3.44             | 58        | 96.2%        | 233,800         | 3.4%         | 240,000        | -4.4%        | 262,074        | -3.2%        | 279        |
| Jul-15      | 34         | -36%        | 91           | -8%        | 0.37        | 254        | 2%         | 7.47             | 36        | 96.0%        | 235,800         | 2.7%         | 237,500        | -3.1%        | 264,813        | -5.1%        | 281        |
| Aug-15      | 45         | -21%        | 83           | 11%        | 0.54        | 241        | 8%         | 5.36             | 65        | 95.4%        | 231,000         | 0.4%         | 210,000        | -12.5%       | 239,030        | -1.5%        | 275        |
| Sep-15      | 31         | -33%        | 83           | -6%        | 0.37        | 247        | 13%        | 7.97             | 56        | 95.6%        | 228,900         | -0.9%        | 207,000        | -17.2%       | 218,829        | -18.4%       | 273        |
| Oct-15      | 37         | -8%         | 58           | -24%       | 0.64        | 225        | 9%         | 6.08             | 39        | 95.1%        | 225,600         | -2.8%        | 215,000        | -4.7%        | 239,415        | -4.0%        | 269        |
| Nov-15      | 37         | 147%        | 55           | 20%        | 0.67        | 189        | -9%        | 5.11             | 64        | 93.8%        | 231,600         | 0.6%         | 210,000        | 4.0%         | 240,424        | 25.6%        | 276        |
| Dec-15      | 26         | 18%         | 40           | 18%        | 0.65        | 158        | 1%         | 6.08             | 65        | 95.0%        | 234,100         | 0.0%         | 219,000        | 1.4%         | 239,785        | -3.4%        | 279        |
| <b>2015</b> | <b>476</b> | <b>0%</b>   | <b>950</b>   | <b>6%</b>  | <b>0.50</b> | <b>220</b> | <b>13%</b> | <b>5.55</b>      | <b>54</b> | <b>96.1%</b> | <b>230,133</b>  | <b>1.2%</b>  | <b>227,450</b> | <b>-6.2%</b> | <b>254,383</b> | <b>-2.9%</b> | <b>274</b> |
| Jan-16      | 28         | 75%         | 54           | -11%       | 0.52        | 154        | -7%        | 5.50             | 84        | 95.8%        | 234,000         | 1.0%         | 197,000        | 11.6%        | 237,336        | 12.3%        | 279        |
| Feb-16      | 31         | 7%          | 64           | -4%        | 0.48        | 169        | -6%        | 5.45             | 46        | 97.3%        | 236,400         | 6.7%         | 200,000        | -2.4%        | 213,781        | 5.0%         | 282        |
| Mar-16      | 26         | -30%        | 76           | -29%       | 0.34        | 197        | -10%       | 7.58             | 46        | 95.1%        | 234,000         | 2.5%         | 244,000        | 16.2%        | 260,188        | 10.8%        | 279        |
| Apr-16      | 45         | -4%         | 114          | 5%         | 0.39        | 242        | -2%        | 5.38             | 48        | 96.1%        | 238,600         | 5.4%         | 267,000        | 13.6%        | 265,140        | -5.4%        | 284        |
| May-16      | 58         | -12%        | 99           | -13%       | 0.59        | 259        | -5%        | 4.47             | 39        | 95.5%        | 241,600         | 3.7%         | 222,500        | -13.6%       | 247,798        | -21.4%       | 288        |
| Jun-16      | 42         | -41%        | 90           | 10%        | 0.47        | 268        | 10%        | 6.38             | 55        | 96.0%        | 240,000         | 2.7%         | 247,500        | 3.1%         | 238,935        | -8.8%        | 286        |
| Jul-16      | 55         | 62%         | 77           | -15%       | 0.71        | 260        | 2%         | 4.73             | 55        | 95.4%        | 239,700         | 1.7%         | 224,000        | -5.7%        | 243,785        | -7.9%        | 286        |
| Aug-16      | 43         | -4%         | 87           | 5%         | 0.49        | 254        | 5%         | 5.91             | 58        | 94.9%        | 242,800         | 5.1%         | 210,000        | 0.0%         | 226,909        | -5.1%        | 289        |
| Sep-16      | 38         | 23%         | 59           | -29%       | 0.64        | 237        | -4%        | 6.24             | 59        | 95.2%        | 241,200         | 5.4%         | 216,250        | 4.5%         | 228,039        | 4.2%         | 288        |
| Oct-16      | 38         | 3%          | 54           | -7%        | 0.70        | 210        | -7%        | 5.53             | 50        | 94.8%        | 233,100         | 3.3%         | 159,000        | -26.0%       | 208,362        | -13.0%       | 278        |
| Nov-16      | 20         | -46%        | 51           | -7%        | 0.39        | 196        | 4%         | 9.80             | 67        | 96.1%        | 239,100         | 3.2%         | 164,000        | -21.9%       | 194,238        | -19.2%       | 285        |
| Dec-16      | 25         | -4%         | 49           | 23%        | 0.51        | 181        | 15%        | 7.24             | 64        | 92.8%        | 214,900         | -8.2%        | 154,000        | -29.7%       | 204,860        | -14.6%       | 256        |
| <b>2016</b> | <b>449</b> | <b>-6%</b>  | <b>874</b>   | <b>-8%</b> | <b>0.51</b> | <b>219</b> | <b>0%</b>  | <b>5.85</b>      | <b>54</b> | <b>95.4%</b> | <b>236,283</b>  | <b>2.7%</b>  | <b>218,000</b> | <b>-4.2%</b> | <b>234,145</b> | <b>-8.0%</b> | <b>282</b> |
| Jan-17      | 19         | -32%        | 70           | 30%        | 0.27        | 193        | 25%        | 10.16            | 59        | 95.2%        | 226,200         | -3.3%        | 220,000        | 11.7%        | 233,679        | -1.5%        | 270        |
| Feb-17      | 27         | -13%        | 60           | -6%        | 0.45        | 199        | 18%        | 7.37             | 64        | 94.2%        | 222,000         | -6.1%        | 165,000        | -17.5%       | 192,370        | -10.0%       | 265        |
| Mar-17      | 37         | 42%         | 93           | 22%        | 0.40        | 233        | 18%        | 6.30             | 46        | 96.5%        | 233,800         | -0.1%        | 253,000        | 3.7%         | 269,536        | 3.6%         | 279        |
| Apr-17      | 43         | -4%         | 124          | 9%         | 0.35        | 289        | 19%        | 6.72             | 66        | 96.2%        | 230,700         | -3.3%        | 198,000        | -25.8%       | 240,825        | -9.2%        | 275        |
| May-17      | 54         | -7%         | 100          | 1%         | 0.54        | 300        | 16%        | 5.56             | 40        | 95.9%        | 233,900         | -3.2%        | 230,000        | 3.4%         | 246,376        | -0.6%        | 279        |
| Jun-17      | 47         | 12%         | 93           | 3%         | 0.51        | 305        | 14%        | 6.49             | 58        | 95.8%        | 229,900         | -4.2%        | 235,000        | -5.1%        | 254,668        | 6.6%         | 274        |
| Jul-17      | 46         | -16%        | 83           | 8%         | 0.55        | 295        | 13%        | 6.41             | 64        | 94.9%        | 232,500         | -3.0%        | 245,000        | 9.4%         | 262,438        | 7.7%         | 277        |
| Aug-17      | 37         | -14%        | 100          | 15%        | 0.37        | 301        | 19%        | 8.14             | 67        | 95.1%        | 225,700         | -7.0%        | 247,000        | 17.6%        | 256,908        | 13.2%        | 269        |
| Sep-17      | 24         | -37%        | 64           | 8%         | 0.38        | 273        | 15%        | 11.38            | 69        | 94.7%        | 224,800         | -6.8%        | 241,250        | 11.6%        | 238,449        | 4.6%         | 268        |
| Oct-17      | 38         | 0%          | 56           | 4%         | 0.68        | 228        | 9%         | 6.00             | 73        | 94.9%        | 225,200         | -3.4%        | 254,000        | 59.7%        | 253,011        | 21.4%        | 268        |
| Nov-17      | 30         | 50%         | 44           | -14%       | 0.68        | 193        | -2%        | 6.43             | 90        | 93.6%        | 228,300         | -4.5%        | 199,750        | 21.8%        | 228,445        | 17.6%        | 272        |
| Dec-17      | 18         | -28%        | 31           | -37%       | 0.58        | 160        | -12%       | 8.89             | 48        | 95.7%        | 217,000         | 1.0%         | 163,500        | 6.2%         | 195,972        | -4.3%        | 259        |
| <b>2017</b> | <b>420</b> | <b>-6%</b>  | <b>918</b>   | <b>5%</b>  | <b>0.46</b> | <b>247</b> | <b>13%</b> | <b>7.07</b>      | <b>61</b> | <b>95.4%</b> | <b>227,500</b>  | <b>-3.7%</b> | <b>225,000</b> | <b>3.2%</b>  | <b>244,123</b> | <b>4.3%</b>  | <b>271</b> |
| Jan-18      | 26         | 37%         | 51           | -27%       | 0.51        | 166        | -14%       | 6.38             | 73        | 94.7%        | 216,300         | -4.4%        | 166,450        | -24.3%       | 192,311        | -17.7%       | 258        |
| Feb-18      | 20         | -26%        | 60           | 0%         | 0.33        | 189        | -5%        | 9.45             | 94        | 96.8%        | 219,300         | -1.2%        | 263,000        | 59.4%        | 258,289        | 34.3%        | 261        |
| Mar-18      | 34         | -8%         | 111          | 19%        | 0.31        | 242        | 4%         | 7.12             | 77        | 95.7%        | 219,400         | -6.2%        | 248,425        | -1.8%        | 234,728        | -12.9%       | 262        |
| Apr-18      | 51         | 19%         | 96           | -23%       | 0.53        | 259        | -10%       | 5.08             | 61        | 95.7%        | 227,600         | -1.3%        | 235,000        | 18.7%        | 255,725        | 6.2%         | 271        |
| May-18      | 51         | -6%         | 118          | 18%        | 0.43        | 295        | -2%        | 5.78             | 82        | 94.2%        | 224,700         | -3.9%        | 251,000        | 9.1%         | 276,402        | 12.2%        | 268        |
| Jun-18      | 35         | -26%        | 85           | -9%        | 0.41        | 302        | -1%        | 8.63             | 55        | 94.9%        | 226,500         | -1.5%        | 260,000        | 10.6%        | 262,497        | 3.1%         | 270        |
| Jul-18      | 45         | -2%         | 96           | 16%        | 0.47        | 306        | 4%         | 6.80             | 49        | 94.8%        | 222,300         | -4.4%        | 217,000        | -11.4%       | 246,696        | -6.0%        | 265        |
| Aug-18      | 35         | -5%         | 83           | -17%       | 0.42        | 307        | 2%         | 8.77             | 61        | 94.8%        | 222,100         | -1.6%        | 255,000        | 3.2%         | 269,526        | 4.9%         | 265        |
| Sep-18      | 39         | 63%         | 70           | 9%         | 0.56        | 294        | 8%         | 7.54             | 77        | 93.0%        | 214,300         | -4.          |                |              |                |              |            |



| MOOSE JAW   |            |             |              |             |             |            |             |                  |           |              |                 |              |                |               |                |               |            |
|-------------|------------|-------------|--------------|-------------|-------------|------------|-------------|------------------|-----------|--------------|-----------------|--------------|----------------|---------------|----------------|---------------|------------|
|             | Sales      | Y/Y%        | New Listings | Y/Y%        | S/NL Ratio  | Inventory  | Y/Y%        | Months of Supply | DOM       | SP/LP        | Benchmark Price | Y/Y%         | Median Price   | Y/Y%          | Average Price  | Y/Y%          | Index      |
| Jan-19      | 18         | -31%        | 44           | -14%        | 0.41        | 179        | 8%          | 9.94             | 89        | 96.0%        | 195,200         | -9.8%        | 187,500        | 12.6%         | 229,024        | 19.1%         | 233        |
| Feb-19      | 24         | 20%         | 58           | -3%         | 0.41        | 197        | 4%          | 8.21             | 117       | 93.9%        | 187,400         | -14.5%       | 169,950        | -35.4%        | 219,130        | -15.2%        | 223        |
| Mar-19      | 32         | -6%         | 77           | -31%        | 0.42        | 224        | -7%         | 7.00             | 81        | 95.2%        | 195,100         | -11.1%       | 249,000        | 0.2%          | 270,429        | 15.2%         | 233        |
| Apr-19      | 47         | -8%         | 102          | 6%          | 0.46        | 258        | 0%          | 5.49             | 73        | 96.0%        | 202,400         | -11.1%       | 250,000        | 6.4%          | 248,253        | -2.9%         | 241        |
| May-19      | 46         | -10%        | 89           | -25%        | 0.52        | 277        | -6%         | 6.02             | 70        | 95.3%        | 215,000         | -4.3%        | 278,000        | 10.8%         | 274,436        | -0.7%         | 256        |
| Jun-19      | 45         | 29%         | 83           | -2%         | 0.54        | 270        | -11%        | 6.00             | 70        | 94.5%        | 214,500         | -5.3%        | 201,941        | -22.3%        | 232,535        | -11.4%        | 256        |
| Jul-19      | 56         | 24%         | 74           | -23%        | 0.76        | 248        | -19%        | 4.43             | 91        | 94.5%        | 218,300         | -1.8%        | 211,750        | -2.4%         | 242,026        | -1.9%         | 260        |
| Aug-19      | 41         | 17%         | 81           | -2%         | 0.51        | 250        | -19%        | 6.10             | 72        | 94.6%        | 213,300         | -4.0%        | 200,000        | -21.6%        | 250,338        | -7.1%         | 254        |
| Sep-19      | 32         | -18%        | 65           | -7%         | 0.49        | 227        | -23%        | 7.09             | 60        | 95.2%        | 205,000         | -4.3%        | 175,000        | -2.8%         | 227,653        | 23.3%         | 244        |
| Oct-19      | 41         | 3%          | 59           | 26%         | 0.69        | 200        | -20%        | 4.88             | 59        | 95.5%        | 205,400         | -0.2%        | 234,000        | 39.7%         | 226,223        | 28.1%         | 245        |
| Nov-19      | 21         | 17%         | 52           | 37%         | 0.40        | 202        | -12%        | 9.62             | 86        | 94.0%        | 212,100         | 7.1%         | 225,000        | 0.4%          | 238,683        | -5.8%         | 253        |
| Dec-19      | 13         | -19%        | 28           | 27%         | 0.46        | 170        | -9%         | 13.08            | 63        | 93.6%        | 214,300         | 11.0%        | 215,000        | -5.9%         | 231,569        | -10.7%        | 255        |
| <b>2019</b> | <b>416</b> | <b>1%</b>   | <b>812</b>   | <b>-7%</b>  | <b>0.51</b> | <b>225</b> | <b>-11%</b> | <b>6.50</b>      | <b>76</b> | <b>94.9%</b> | <b>206,500</b>  | <b>-4.3%</b> | <b>219,100</b> | <b>1.7%</b>   | <b>243,249</b> | <b>1.8%</b>   | <b>246</b> |
| Jan-20      | 20         | 11%         | 60           | 36%         | 0.33        | 181        | 1%          | 9.05             | 101       | 93.1%        | 216,700         | 11.0%        | 198,500        | 5.9%          | 205,445        | -10.3%        | 258        |
| Feb-20      | 23         | -4%         | 56           | -3%         | 0.41        | 183        | -7%         | 7.96             | 70        | 96.3%        | 221,800         | 18.4%        | 247,500        | 45.6%         | 250,112        | 14.1%         | 264        |
| Mar-20      | 26         | -19%        | 76           | -1%         | 0.34        | 201        | -10%        | 7.73             | 69        | 94.6%        | 219,100         | 12.3%        | 208,750        | -16.2%        | 236,735        | -12.5%        | 261        |
| Apr-20      | 16         | -66%        | 42           | -59%        | 0.38        | 201        | -22%        | 12.56            | 57        | 92.2%        | 226,400         | 11.9%        | 175,500        | -29.8%        | 175,644        | -29.2%        | 270        |
| May-20      | 29         | -37%        | 56           | -37%        | 0.52        | 205        | -26%        | 7.07             | 85        | 94.9%        | 216,100         | 0.5%         | 225,000        | -19.1%        | 249,545        | -9.1%         | 258        |
| Jun-20      | 61         | 36%         | 83           | 0%          | 0.73        | 197        | -27%        | 3.23             | 72        | 95.7%        | 218,500         | 1.9%         | 229,500        | 13.6%         | 243,170        | 4.6%          | 260        |
| Jul-20      | 77         | 38%         | 99           | 34%         | 0.78        | 196        | -21%        | 2.55             | 60        | 95.8%        | 222,600         | 2.0%         | 240,000        | 13.3%         | 264,704        | 9.4%          | 265        |
| Aug-20      | 52         | 27%         | 64           | -21%        | 0.81        | 192        | -23%        | 3.69             | 54        | 95.3%        | 227,400         | 6.6%         | 211,200        | 5.6%          | 231,747        | -7.4%         | 271        |
| Sep-20      | 56         | 75%         | 78           | 20%         | 0.72        | 181        | -20%        | 3.23             | 61        | 95.4%        | 226,400         | 10.4%        | 218,250        | 24.7%         | 235,730        | 3.5%          | 270        |
| Oct-20      | 36         | -12%        | 56           | -5%         | 0.64        | 170        | -15%        | 4.72             | 56        | 95.7%        | 226,000         | 10.0%        | 266,500        | 13.9%         | 249,772        | 10.4%         | 269        |
| Nov-20      | 27         | 29%         | 33           | -37%        | 0.82        | 155        | -23%        | 5.74             | 66        | 96.6%        | 228,900         | 7.9%         | 237,500        | 5.6%          | 269,604        | 13.0%         | 273        |
| Dec-20      | 35         | 169%        | 36           | 29%         | 0.97        | 115        | -32%        | 3.29             | 74        | 96.2%        | 230,700         | 7.7%         | 315,000        | 46.5%         | 295,026        | 27.4%         | 275        |
| <b>2020</b> | <b>458</b> | <b>10%</b>  | <b>739</b>   | <b>-9%</b>  | <b>0.62</b> | <b>181</b> | <b>-19%</b> | <b>4.75</b>      | <b>66</b> | <b>95.5%</b> | <b>223,383</b>  | <b>8.2%</b>  | <b>228,250</b> | <b>4.2%</b>   | <b>247,004</b> | <b>1.5%</b>   | <b>266</b> |
| Jan-21      | 33         | 65%         | 44           | -27%        | 0.75        | 113        | -38%        | 3.42             | 66        | 95.5%        | 230,100         | 6.2%         | 177,000        | -10.8%        | 230,300        | 12.1%         | 274        |
| Feb-21      | 34         | 48%         | 59           | 5%          | 0.58        | 129        | -30%        | 3.79             | 55        | 94.5%        | 237,300         | 7.0%         | 211,100        | -14.7%        | 214,692        | -14.2%        | 283        |
| Mar-21      | 56         | 115%        | 71           | -7%         | 0.79        | 127        | -37%        | 2.27             | 60        | 96.0%        | 234,800         | 7.2%         | 240,500        | 15.2%         | 242,546        | 2.5%          | 280        |
| Apr-21      | 57         | 256%        | 117          | 179%        | 0.49        | 169        | -16%        | 2.96             | 45        | 97.5%        | 241,200         | 6.5%         | 241,000        | 37.3%         | 278,288        | 58.4%         | 288        |
| May-21      | 63         | 117%        | 99           | 77%         | 0.64        | 193        | -6%         | 3.06             | 42        | 96.9%        | 246,900         | 14.3%        | 259,900        | 15.5%         | 270,483        | 8.4%          | 294        |
| Jun-21      | 65         | 7%          | 92           | 11%         | 0.71        | 199        | 1%          | 3.06             | 40        | 95.7%        | 241,000         | 10.3%        | 208,000        | -9.4%         | 225,265        | -7.4%         | 287        |
| Jul-21      | 57         | -26%        | 78           | -21%        | 0.73        | 201        | 3%          | 3.53             | 35        | 96.5%        | 239,500         | 7.6%         | 255,000        | 6.3%          | 268,105        | 1.3%          | 286        |
| Aug-21      | 57         | 10%         | 68           | 6%          | 0.84        | 187        | -3%         | 3.28             | 49        | 95.3%        | 239,100         | 5.1%         | 210,000        | -0.6%         | 229,879        | -0.8%         | 285        |
| Sep-21      | 48         | -14%        | 70           | -10%        | 0.69        | 175        | -3%         | 3.65             | 61        | 95.7%        | 241,800         | 6.8%         | 242,000        | 10.9%         | 263,885        | 11.9%         | 288        |
| Oct-21      | 44         | 22%         | 63           | 13%         | 0.70        | 172        | 1%          | 3.91             | 68        | 95.6%        | 233,900         | 3.5%         | 189,500        | -28.9%        | 193,753        | -22.4%        | 279        |
| Nov-21      | 46         | 70%         | 36           | 9%          | 1.28        | 127        | -18%        | 2.76             | 58        | 94.9%        | 235,600         | 2.9%         | 226,250        | -4.7%         | 230,265        | -14.6%        | 281        |
| Dec-21      | 26         | -26%        | 32           | -11%        | 0.81        | 100        | -13%        | 3.85             | 54        | 94.0%        | 229,100         | -0.7%        | 166,000        | -47.3%        | 181,938        | -38.3%        | 273        |
| <b>2021</b> | <b>586</b> | <b>28%</b>  | <b>829</b>   | <b>12%</b>  | <b>0.71</b> | <b>158</b> | <b>-13%</b> | <b>3.23</b>      | <b>51</b> | <b>95.9%</b> | <b>237,525</b>  | <b>6.3%</b>  | <b>227,750</b> | <b>-0.2%</b>  | <b>240,489</b> | <b>-2.6%</b>  | <b>283</b> |
| Jan-22      | 15         | -55%        | 50           | 14%         | 0.30        | 110        | -3%         | 7.33             | 63        | 94.8%        | 218,100         | -5.2%        | 290,000        | 63.8%         | 267,837        | 16.3%         | 260        |
| Feb-22      | 43         | 26%         | 49           | -17%        | 0.88        | 108        | -16%        | 2.51             | 57        | 95.5%        | 231,000         | -2.7%        | 250,500        | 18.7%         | 295,181        | 37.5%         | 275        |
| Mar-22      | 44         | -21%        | 58           | -18%        | 0.76        | 112        | -12%        | 2.55             | 47        | 96.6%        | 240,400         | 2.4%         | 235,000        | -2.3%         | 250,010        | 3.1%          | 287        |
| Apr-22      | 55         | -4%         | 80           | -32%        | 0.69        | 127        | -25%        | 2.31             | 36        | 98.8%        | 244,900         | 1.5%         | 279,000        | 15.8%         | 311,431        | 11.9%         | 292        |
| May-22      | 67         | 6%          | 73           | -26%        | 0.92        | 119        | -38%        | 1.78             | 40        | 97.6%        | 243,800         | -1.3%        | 263,000        | 1.2%          | 287,362        | 6.2%          | 291        |
| Jun-22      | 58         | -11%        | 74           | -20%        | 0.78        | 120        | -40%        | 2.07             | 33        | 97.9%        | 247,900         | 2.9%         | 220,000        | 5.8%          | 246,618        | 9.5%          | 296        |
| Jul-22      | 44         | -23%        | 86           | 10%         | 0.51        | 152        | -24%        | 3.45             | 38        | 97.7%        | 250,300         | 4.5%         | 225,000        | -11.8%        | 251,059        | -6.4%         | 298        |
| Aug-22      | 41         | -28%        | 66           | -3%         | 0.62        | 154        | -18%        | 3.76             | 36        | 95.5%        | 251,200         | 5.1%         | 220,000        | 4.8%          | 253,921        | 10.5%         | 299        |
| Sep-22      | 46         | -4%         | 68           | -3%         | 0.68        | 156        | -11%        | 3.39             | 48        | 95.5%        | 244,800         | 1.2%         | 215,488        | -11.0%        | 232,636        | -11.8%        | 292        |
| Oct-22      | 37         | -16%        | 60           | -5%         | 0.62        | 142        | -17%        | 3.84             | 52        | 96.1%        | 239,800         | 2.5%         | 210,000        | 10.8%         | 231,365        | 19.4%         | 286        |
| Nov-22      | 34         | -26%        | 29           | -19%        | 1.17        | 117        | -8%         | 3.44             | 49        | 95.6%        | 229,100         | -2.8%        | 224,250        | -0.9%         | 245,318        | 6.5%          | 273        |
| Dec-22      | 29         | 12%         | 26           | -19%        | 1.12        | 91         | -9%         | 3.14             | 61        | 95.6%        | 229,800         | 0.3%         | 220,000        | 32.5%         | 295,292        | 62.3%         | 274        |
| <b>2022</b> | <b>513</b> | <b>-12%</b> | <b>719</b>   | <b>-13%</b> | <b>0.71</b> | <b>126</b> | <b>-20%</b> | <b>2.94</b>      | <b>44</b> | <b>96.8%</b> | <b>239,258</b>  | <b>0.7%</b>  | <b>232,500</b> | <b>2.1%</b>   | <b>265,146</b> | <b>10.3%</b>  | <b>285</b> |
| Jan-23      | 22         | 47%         | 30           | -40%        | 0.73        | 80         | -27%        | 3.64             | 72        | 93.9%        | 222,700         | 2.1%         | 154,000        | -46.9%        | 196,105        | -26.8%        | 265        |
| Feb-23      |            |             |              |             |             |            |             |                  |           |              |                 |              |                |               |                |               |            |
| Mar-23      |            |             |              |             |             |            |             |                  |           |              |                 |              |                |               |                |               |            |
| Apr-23      |            |             |              |             |             |            |             |                  |           |              |                 |              |                |               |                |               |            |
| May-23      |            |             |              |             |             |            |             |                  |           |              |                 |              |                |               |                |               |            |
| Jun-23      |            |             |              |             |             |            |             |                  |           |              |                 |              |                |               |                |               |            |
| Jul-23      |            |             |              |             |             |            |             |                  |           |              |                 |              |                |               |                |               |            |
| Aug-23      |            |             |              |             |             |            |             |                  |           |              |                 |              |                |               |                |               |            |
| Sep-23      |            |             |              |             |             |            |             |                  |           |              |                 |              |                |               |                |               |            |
| Oct-23      |            |             |              |             |             |            |             |                  |           |              |                 |              |                |               |                |               |            |
| Nov-23      |            |             |              |             |             |            |             |                  |           |              |                 |              |                |               |                |               |            |
| Dec-23      |            |             |              |             |             |            |             |                  |           |              |                 |              |                |               |                |               |            |
| <b>2023</b> | <b>22</b>  | <b>47%</b>  | <b>30</b>    | <b>-40%</b> | <b>0.73</b> | <b>80</b>  | <b>-27%</b> | <b>3.64</b>      | <b>72</b> | <b>93.9%</b> | <b>222,700</b>  | <b>2.1%</b>  | <b>154,000</b> | <b>-46.9%</b> | <b>196,105</b> | <b>-26.8%</b> | <b>265</b> |

## Monthly Sales Comparison



### SALES

**34**

47.8% Y/Y ↑  
10-year average spread

47.8% YTD ↑

11.5% YTD ↑

### NEW LISTINGS

**64**

12.3% Y/Y ↓  
10-year average spread

12.3% YTD ↓

29.6% YTD ↓



## TOTAL RESIDENTIAL AVERAGE PRICE

**\$ 168,285**

22.6% Y/Y ↓



### INVENTORY

**266**

10.1% Y/Y ↓  
10-year average spread

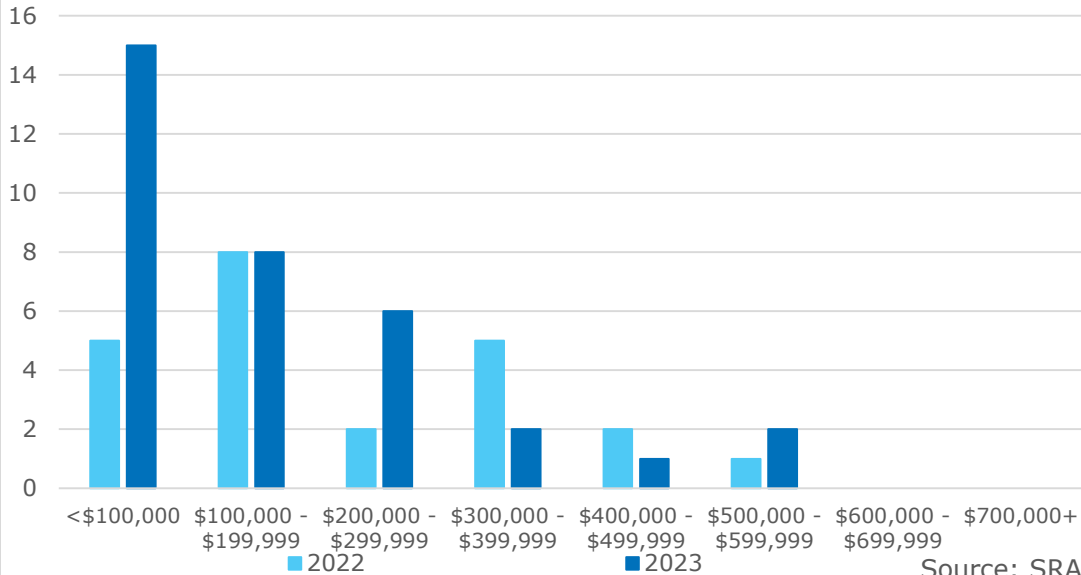
Monthly trend\* →

30.2% YTD ↓

30.2% YTD ↓

## Residential Sales by Price Range

YTD-JAN



### MONTHS OF SUPPLY

**7.82**

39.2% Y/Y ↓  
10-year average spread

Monthly trend\* ↓

39.4% YTD ↓

39.4% YTD ↓

## January 2023

|                          | Sales     |            | New Listings |             | Inventory  |             | S/NL       | Months of Supply |             | DOM       | Average Price    |             |
|--------------------------|-----------|------------|--------------|-------------|------------|-------------|------------|------------------|-------------|-----------|------------------|-------------|
|                          | Actual    | Y/Y%       | Actual       | Y/Y%        | Actual     | Y/Y%        | Ratio      | Actual           | Y/Y%        | Actual    | Actual           | Y/Y%        |
| Detached                 | 32        | 68%        | 49           | -21%        | 207        | -16%        | 65%        | 6.47             | -50%        | 87        | \$171,366        | -27%        |
| Attached                 | 0         | -100%      | 3            | 0%          | 12         | 33%         | 0%         | -                | -           | -         | -                | -           |
| Apartment                | 1         | 0%         | 3            | -25%        | 18         | 6%          | 33%        | 18.00            | 6%          | 143       | \$168,000        | 500%        |
| Acreage                  | 0         | -100%      | 5            | 400%        | 16         | 33%         | 0%         | -                | -           | -         | -                | -           |
| Mobile                   | 1         | 0%         | 4            | 33%         | 13         | 0%          | 25%        | 13.00            | 0%          | 3         | \$70,000         | -1%         |
| <b>Total Residential</b> | <b>34</b> | <b>48%</b> | <b>64</b>    | <b>-12%</b> | <b>266</b> | <b>-10%</b> | <b>53%</b> | <b>7.82</b>      | <b>-39%</b> | <b>86</b> | <b>\$168,285</b> | <b>-23%</b> |

## 10-Year Averages

|                   | Sales |       | New Listings |       | Inventory |       | S/NL | Months of Supply |       | DOM | Average Price |       |
|-------------------|-------|-------|--------------|-------|-----------|-------|------|------------------|-------|-----|---------------|-------|
|                   | Avg   | %Diff | Avg          | %Diff | Avg       | %Diff | Avg  | Avg              | %Diff | Avg | Avg           | %Diff |
| Total Residential | 31    | 11%   | 91           | -30%  | 381       | -30%  | 34%  | 12.90            | -39%  | 84  | \$198,659     | -15%  |

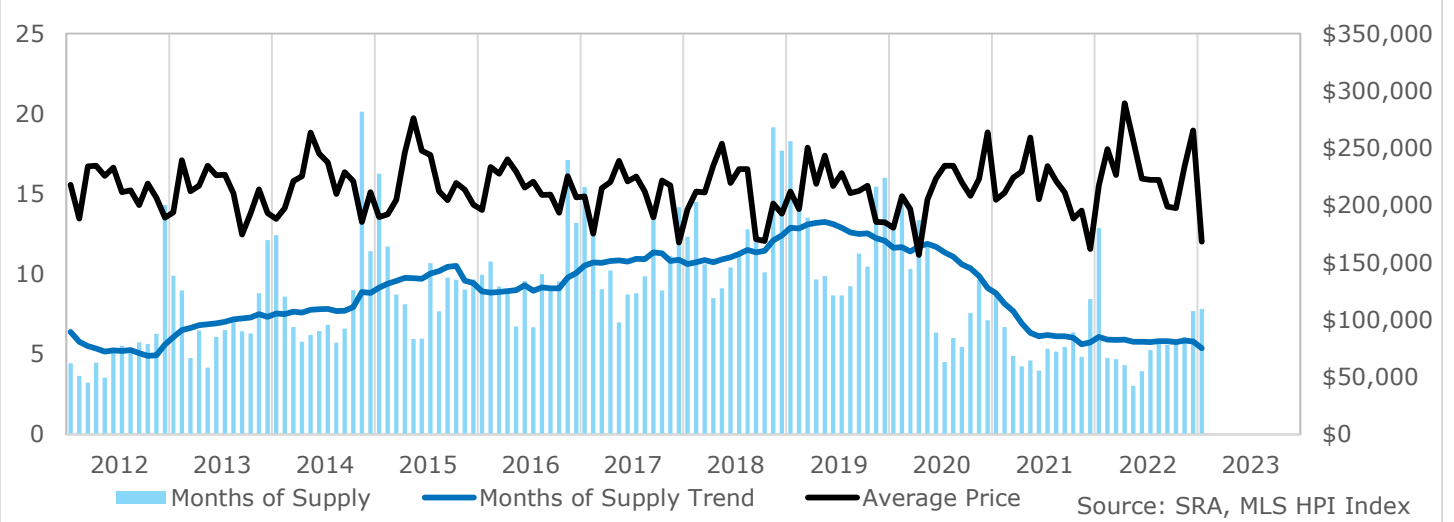
## Year-to-Date January 2023

|                          | Sales     |            | New Listings |             | Inventory  |             | S/NL       | Months of Supply |             | DOM       | Average Price    |             |
|--------------------------|-----------|------------|--------------|-------------|------------|-------------|------------|------------------|-------------|-----------|------------------|-------------|
|                          | Actual    | Y/Y%       | Actual       | Y/Y%        | Actual     | Y/Y%        | Ratio      | Actual           | Y/Y%        | Actual    | Actual           | Y/Y%        |
| Detached                 | 32        | 68%        | 49           | -21%        | 207        | -16%        | 65%        | 6.47             | -50%        | 87        | \$171,366        | -27%        |
| Attached                 | 0         | -100%      | 3            | 0%          | 12         | 33%         | 0%         | -                | -           | -         | -                | -           |
| Apartment                | 1         | 0%         | 3            | -25%        | 18         | 6%          | 33%        | 18.00            | 6%          | 143       | \$168,000        | 500%        |
| Acreage                  | 0         | -100%      | 5            | 400%        | 16         | 33%         | 0%         | -                | -           | -         | -                | -           |
| Mobile                   | 1         | 0%         | 4            | 33%         | 13         | 0%          | 25%        | 13.00            | 0%          | 3         | \$70,000         | -1%         |
| <b>Total Residential</b> | <b>34</b> | <b>48%</b> | <b>64</b>    | <b>-12%</b> | <b>266</b> | <b>-10%</b> | <b>53%</b> | <b>7.82</b>      | <b>-39%</b> | <b>86</b> | <b>\$168,285</b> | <b>-23%</b> |

## 10-Year Averages

|                   | Sales |       | New Listings |       | Inventory |       | S/NL | Months of Supply |       | DOM | Average Price |       |
|-------------------|-------|-------|--------------|-------|-----------|-------|------|------------------|-------|-----|---------------|-------|
|                   | Avg   | %Diff | Avg          | %Diff | Avg       | %Diff | Avg  | Avg              | %Diff | Avg | Avg           | %Diff |
| Total Residential | 31    | 11%   | 91           | -30%  | 381       | -30%  | 34%  | 12.90            | -39%  | 84  | \$198,659     | -15%  |

## Residential Months of Supply and Price



| MOOSE JAW REGION |            |             |              |            |             |            |            |                  |           |              |                |              |                |              |
|------------------|------------|-------------|--------------|------------|-------------|------------|------------|------------------|-----------|--------------|----------------|--------------|----------------|--------------|
|                  | Sales      | Y/Y%        | New Listings | Y/Y%       | S/NL Ratio  | Inventory  | Y/Y%       | Months of Supply | DOM       | SP/LP        | Median Price   | Y/Y%         | Average Price  | Y/Y%         |
| Jan-13           | 31         | -47%        | 90           | 23%        | 0.34        | 307        | 19%        | 9.90             | 67        | 94.7%        | 190,000        | 0.6%         | 193,890        | -11.0%       |
| Feb-13           | 37         | -47%        | 96           | 2%         | 0.39        | 332        | 30%        | 8.97             | 83        | 97.0%        | 236,000        | 30.4%        | 239,394        | 27.0%        |
| Mar-13           | 65         | -28%        | 82           | -44%       | 0.79        | 309        | 7%         | 4.75             | 86        | 96.3%        | 195,000        | -6.9%        | 212,268        | -9.3%        |
| Apr-13           | 58         | -22%        | 169          | 17%        | 0.34        | 376        | 14%        | 6.48             | 64        | 94.9%        | 204,500        | -9.1%        | 217,201        | -7.4%        |
| May-13           | 100        | -6%         | 191          | 12%        | 0.52        | 417        | 11%        | 4.17             | 63        | 96.2%        | 214,000        | -1.6%        | 234,678        | 4.0%         |
| Jun-13           | 76         | 7%          | 172          | 70%        | 0.44        | 463        | 25%        | 6.09             | 52        | 95.7%        | 223,500        | -2.8%        | 226,140        | -3.0%        |
| Jul-13           | 69         | 3%          | 130          | 23%        | 0.53        | 449        | 21%        | 6.51             | 52        | 95.9%        | 204,400        | 4.8%         | 226,703        | 7.2%         |
| Aug-13           | 59         | -16%        | 121          | -3%        | 0.49        | 433        | 16%        | 7.34             | 65        | 94.7%        | 195,000        | -1.3%        | 210,391        | -1.3%        |
| Sep-13           | 63         | 0%          | 155          | 15%        | 0.41        | 405        | 12%        | 6.43             | 55        | 93.5%        | 165,500        | -12.9%       | 174,638        | -12.8%       |
| Oct-13           | 63         | 2%          | 119          | 28%        | 0.53        | 397        | 13%        | 6.30             | 49        | 94.4%        | 189,000        | -5.5%        | 193,318        | -11.7%       |
| Nov-13           | 40         | -22%        | 88           | 14%        | 0.45        | 352        | 10%        | 8.80             | 69        | 94.8%        | 226,000        | 17.7%        | 213,935        | 3.5%         |
| Dec-13           | 25         | 25%         | 47           | 4%         | 0.53        | 303        | 6%         | 12.12            | 82        | 92.6%        | 175,000        | -7.7%        | 193,272        | 2.1%         |
| <b>2013</b>      | <b>686</b> | <b>-14%</b> | <b>1,460</b> | <b>11%</b> | <b>0.47</b> | <b>379</b> | <b>15%</b> | <b>6.62</b>      | <b>63</b> | <b>95.3%</b> | <b>200,000</b> | <b>0.0%</b>  | <b>213,621</b> | <b>-1.7%</b> |
| Jan-14           | 26         | -16%        | 84           | -7%        | 0.31        | 323        | 5%         | 12.42            | 87        | 92.5%        | 177,500        | -6.6%        | 188,231        | -2.9%        |
| Feb-14           | 40         | 8%          | 85           | -11%       | 0.47        | 344        | 4%         | 8.60             | 84        | 95.1%        | 182,750        | -22.6%       | 197,488        | -17.5%       |
| Mar-14           | 54         | -17%        | 105          | 28%        | 0.51        | 362        | 17%        | 6.70             | 95        | 94.8%        | 199,250        | 2.2%         | 221,113        | 4.2%         |
| Apr-14           | 72         | 24%         | 180          | 7%         | 0.40        | 416        | 11%        | 5.78             | 72        | 94.7%        | 206,250        | 0.9%         | 225,410        | 3.8%         |
| May-14           | 77         | -23%        | 200          | 5%         | 0.39        | 477        | 14%        | 6.19             | 62        | 95.4%        | 260,000        | 21.5%        | 263,684        | 12.4%        |
| Jun-14           | 81         | 7%          | 171          | -1%        | 0.47        | 522        | 13%        | 6.44             | 53        | 95.2%        | 215,000        | -3.8%        | 245,102        | 8.4%         |
| Jul-14           | 81         | 17%         | 175          | 35%        | 0.46        | 553        | 23%        | 6.83             | 55        | 95.7%        | 222,750        | 9.0%         | 237,578        | 4.8%         |
| Aug-14           | 88         | 49%         | 124          | 2%         | 0.71        | 504        | 16%        | 5.73             | 53        | 94.6%        | 208,500        | 6.9%         | 209,984        | -0.2%        |
| Sep-14           | 72         | 14%         | 146          | -6%        | 0.49        | 476        | 18%        | 6.61             | 69        | 94.4%        | 222,000        | 34.1%        | 228,828        | 31.0%        |
| Oct-14           | 51         | -19%        | 122          | 3%         | 0.42        | 459        | 16%        | 9.00             | 59        | 95.8%        | 210,000        | 11.1%        | 221,051        | 14.3%        |
| Nov-14           | 22         | -45%        | 69           | -22%       | 0.32        | 443        | 26%        | 20.14            | 63        | 92.1%        | 167,500        | -25.9%       | 185,495        | -13.3%       |
| Dec-14           | 33         | 32%         | 58           | 23%        | 0.57        | 377        | 24%        | 11.42            | 71        | 93.3%        | 190,000        | 8.6%         | 211,503        | 9.4%         |
| <b>2014</b>      | <b>697</b> | <b>2%</b>   | <b>1,519</b> | <b>4%</b>  | <b>0.46</b> | <b>438</b> | <b>16%</b> | <b>7.54</b>      | <b>66</b> | <b>94.8%</b> | <b>210,000</b> | <b>5.0%</b>  | <b>226,187</b> | <b>5.9%</b>  |
| Jan-15           | 24         | -8%         | 93           | 11%        | 0.26        | 390        | 21%        | 16.25            | 64        | 93.9%        | 170,000        | -4.2%        | 189,722        | 0.8%         |
| Feb-15           | 35         | -13%        | 103          | 21%        | 0.34        | 410        | 19%        | 11.71            | 65        | 93.2%        | 185,000        | 1.2%         | 192,260        | -2.6%        |
| Mar-15           | 53         | -2%         | 159          | 51%        | 0.33        | 463        | 28%        | 8.74             | 76        | 95.6%        | 200,000        | 0.4%         | 204,927        | -7.3%        |
| Apr-15           | 65         | -10%        | 201          | 12%        | 0.32        | 528        | 27%        | 8.12             | 61        | 95.7%        | 220,000        | 6.7%         | 246,360        | 9.3%         |
| May-15           | 94         | 22%         | 176          | -12%       | 0.53        | 560        | 17%        | 5.96             | 69        | 98.1%        | 234,750        | -9.7%        | 276,127        | 4.7%         |
| Jun-15           | 91         | 12%         | 146          | -15%       | 0.62        | 544        | 4%         | 5.98             | 61        | 95.7%        | 228,000        | 6.0%         | 247,686        | 1.1%         |
| Jul-15           | 51         | -37%        | 142          | -19%       | 0.36        | 545        | -1%        | 10.69            | 49        | 95.8%        | 233,500        | 4.8%         | 244,068        | 2.7%         |
| Aug-15           | 68         | -23%        | 126          | 2%         | 0.54        | 522        | 4%         | 7.68             | 79        | 94.3%        | 188,000        | -9.8%        | 212,342        | 1.1%         |
| Sep-15           | 51         | -29%        | 127          | -13%       | 0.40        | 499        | 5%         | 9.78             | 74        | 94.9%        | 187,500        | -15.5%       | 204,580        | -10.6%       |
| Oct-15           | 50         | -2%         | 111          | -9%        | 0.45        | 482        | 5%         | 9.64             | 58        | 95.0%        | 191,250        | -8.9%        | 219,537        | -0.7%        |
| Nov-15           | 49         | 123%        | 99           | 43%        | 0.49        | 443        | 0%         | 9.04             | 68        | 93.0%        | 199,000        | 18.8%        | 213,726        | 15.2%        |
| Dec-15           | 40         | 21%         | 65           | 12%        | 0.62        | 387        | 3%         | 9.68             | 75        | 93.9%        | 185,500        | -2.4%        | 200,616        | -5.1%        |
| <b>2015</b>      | <b>671</b> | <b>-4%</b>  | <b>1,548</b> | <b>2%</b>  | <b>0.43</b> | <b>481</b> | <b>10%</b> | <b>8.60</b>      | <b>67</b> | <b>95.4%</b> | <b>210,000</b> | <b>0.0%</b>  | <b>228,684</b> | <b>1.1%</b>  |
| Jan-16           | 39         | 63%         | 97           | 4%         | 0.40        | 388        | -1%        | 9.95             | 86        | 94.6%        | 148,000        | -12.9%       | 196,037        | 3.3%         |
| Feb-16           | 39         | 11%         | 112          | 9%         | 0.35        | 420        | 2%         | 10.77            | 61        | 95.2%        | 200,000        | 8.1%         | 233,403        | 21.4%        |
| Mar-16           | 48         | -9%         | 115          | -28%       | 0.42        | 443        | -4%        | 9.23             | 64        | 93.5%        | 220,000        | 10.0%        | 227,571        | 11.0%        |
| Apr-16           | 58         | -11%        | 192          | -4%        | 0.30        | 514        | -3%        | 8.86             | 62        | 94.9%        | 218,250        | -0.8%        | 240,091        | -2.5%        |
| May-16           | 81         | -14%        | 163          | -7%        | 0.50        | 545        | -3%        | 6.73             | 62        | 94.5%        | 210,000        | -10.5%       | 229,552        | -16.9%       |
| Jun-16           | 59         | -35%        | 151          | 3%         | 0.39        | 565        | 4%         | 9.58             | 50        | 95.3%        | 202,500        | -11.2%       | 215,453        | -13.0%       |
| Jul-16           | 82         | 61%         | 118          | -17%       | 0.69        | 547        | 0%         | 6.67             | 57        | 95.0%        | 212,500        | -9.0%        | 220,565        | -9.6%        |
| Aug-16           | 55         | -19%        | 134          | 6%         | 0.41        | 550        | 5%         | 10.00            | 69        | 94.5%        | 200,000        | 6.4%         | 209,143        | -1.5%        |
| Sep-16           | 56         | 10%         | 101          | -20%       | 0.55        | 518        | 4%         | 9.25             | 72        | 94.6%        | 190,000        | 1.3%         | 209,471        | 2.4%         |
| Oct-16           | 50         | 0%          | 100          | -10%       | 0.50        | 477        | -1%        | 9.54             | 54        | 94.6%        | 144,000        | -24.7%       | 193,465        | -11.9%       |
| Nov-16           | 26         | -47%        | 80           | -19%       | 0.33        | 445        | 0%         | 17.12            | 85        | 96.5%        | 164,000        | -17.6%       | 225,560        | 5.5%         |
| Dec-16           | 31         | -23%        | 77           | 18%        | 0.40        | 409        | 6%         | 13.19            | 80        | 93.0%        | 160,000        | -13.7%       | 206,984        | 3.2%         |
| <b>2016</b>      | <b>624</b> | <b>-7%</b>  | <b>1,440</b> | <b>-7%</b> | <b>0.43</b> | <b>485</b> | <b>1%</b>  | <b>9.33</b>      | <b>65</b> | <b>94.7%</b> | <b>200,000</b> | <b>-4.8%</b> | <b>218,231</b> | <b>-4.6%</b> |
| Jan-17           | 28         | -28%        | 112          | 15%        | 0.25        | 432        | 11%        | 15.43            | 79        | 94.6%        | 187,000        | 26.4%        | 207,725        | 6.0%         |
| Feb-17           | 34         | -13%        | 104          | -7%        | 0.33        | 446        | 6%         | 13.12            | 70        | 93.6%        | 156,000        | -22.0%       | 175,262        | -24.9%       |
| Mar-17           | 54         | 13%         | 143          | 24%        | 0.38        | 489        | 10%        | 9.06             | 72        | 95.1%        | 202,500        | -8.0%        | 215,069        | -5.5%        |
| Apr-17           | 56         | -3%         | 187          | -3%        | 0.30        | 572        | 11%        | 10.21            | 78        | 95.5%        | 189,000        | -13.4%       | 220,310        | -8.2%        |
| May-17           | 84         | 4%          | 158          | -3%        | 0.53        | 587        | 8%         | 6.99             | 50        | 95.0%        | 213,750        | 1.8%         | 238,761        | 4.0%         |
| Jun-17           | 68         | 15%         | 151          | 0%         | 0.45        | 594        | 5%         | 8.74             | 69        | 95.1%        | 193,000        | -4.7%        | 220,976        | 2.6%         |
| Jul-17           | 67         | -18%        | 133          | 13%        | 0.50        | 590        | 8%         | 8.81             | 76        | 94.1%        | 214,500        | 0.9%         | 225,119        | 2.1%         |
| Aug-17           | 60         | 9%          | 152          | 13%        | 0.39        | 591        | 7%         | 9.85             | 92        | 93.8%        | 200,000        | 0.0%         | 212,111        | 1.4%         |
| Sep-17           | 39         | -30%        | 109          | 8%         | 0.36        | 553        | 7%         | 14.18            | 79        | 93.3%        | 188,000        | -1.1%        | 189,504        | -9.5%        |
| Oct-17           | 54         | 8%          | 94           | -6%        | 0.57        | 485        | 2%         | 8.98             | 89        | 93.5%        | 217,500        | 51.0%        | 221,606        | 14.5%        |
| Nov-17           | 41         | 58%         | 81           | 1%         | 0.51        | 457        | 3%         | 11.15            | 93        | 93.7%        | 197,000        | 20.1%        | 217,397        | -3.6%        |
| Dec-17           | 28         | -10%        | 58           | -25%       | 0.48        | 397        | -3%        | 14.18            | 55        | 92.5%        | 159,500        | -0.3%        | 167,429        | -19.1%       |
| <b>2017</b>      | <b>613</b> | <b>-2%</b>  | <b>1,482</b> | <b>3%</b>  | <b>0.41</b> | <b>516</b> | <b>6%</b>  | <b>10.10</b>     | <b>74</b> | <b>94.3%</b> | <b>197,000</b> | <b>-1.5%</b> | <b>214,644</b> | <b>-1.6%</b> |
| Jan-18           | 33         | 18%         | 86           | -23%       | 0.38        | 407        | -6%        | 12.33            | 68        | 95.5%        | 163,000        | -12.8%       | 196,454        | -5.4%        |
| Feb-18           | 30         | -12%        | 94           | -10%       | 0.32        | 435        | -2%        | 14.50            | 114       | 95.6%        | 191,000        | 22.4%        | 212,151        | 21.0%        |
| Mar-18           | 46         | -15%        | 150          | 5%         | 0.31        | 488        | 0%         | 10.61            | 79        | 95.0%        | 212,000        | 4.7%         | 211,308        | -1.7%        |
| Apr-18           | 63         | 13%         | 157          | -16%       | 0.40        | 536        | -6%        | 8.51             | 75        | 95.1%        | 225,000        | 19.0%        | 234,822        | 6.6%         |
| May-18           | 66         | -21%        | 189          | 20%        | 0.35        | 601        | 2%         | 9.11             | 93        | 94.0%        | 229,000        | 7.1%         | 253,898        | 6.3%         |
| Jun-18           | 58         | -15%        | 136          | -10%       | 0.43        | 604        | 2%         | 10.41            | 64        | 94.3%        | 215,500        | 11.7%        | 219,542        | -0.6%        |
| Jul-18           | 55         | -18%        | 147          | 11%        | 0.37        | 619        | 5%         | 11.25            | 62        | 94.8%        | 213,000        | -0.7%        | 231,524        | 2.8%         |
| Aug-18           | 48         | -20%        | 130          | -14%       | 0.37        | 614        | 4%         | 12.79            | 62        | 94.5%        | 203,500        | 1.8%         | 231,530        | 9.2%         |
| Sep-18           | 49         | 26%         | 117          | 7%         | 0.42        | 604        | 9%         | 12.33            | 87        | 92.5%        | 167,000        | -11.2%       | 170,483        | -10.0%       |
| Oct-18           | 54         | 0%          | 84           | -11%       | 0.64        | 546        | 13%        | 10.11            | 81        | 92.3%        | 164,500        | -24.4%       | 168,974        | -23.8%       |
| Nov-18           | 27         | -34%        | 83           | 2%         | 0.33        | 517        | 13%        | 19.15            | 94        | 91.5%        | 192,000        | -2.5%        | 201,500        | -7.3%        |
| Dec-18           | 26         | -7%         | 48           | -17%       | 0.54        | 460        | 16%        | 17.69            | 84        | 94.4%        | 186,500        | 16.9%        | 192,800        | 15.2%        |
| <b>2018</b>      | <b>555</b> | <b>-9%</b>  | <b>1,421</b> | <b>-4%</b> | <b>0.39</b> | <b>536</b> | <b>4%</b>  | <b>11.59</b>     | <b>79</b> | <b>94.2%</b> | <b>200,000</b> | <b>1.5%</b>  | <b>213,750</b> | <b>-0.4%</b> |

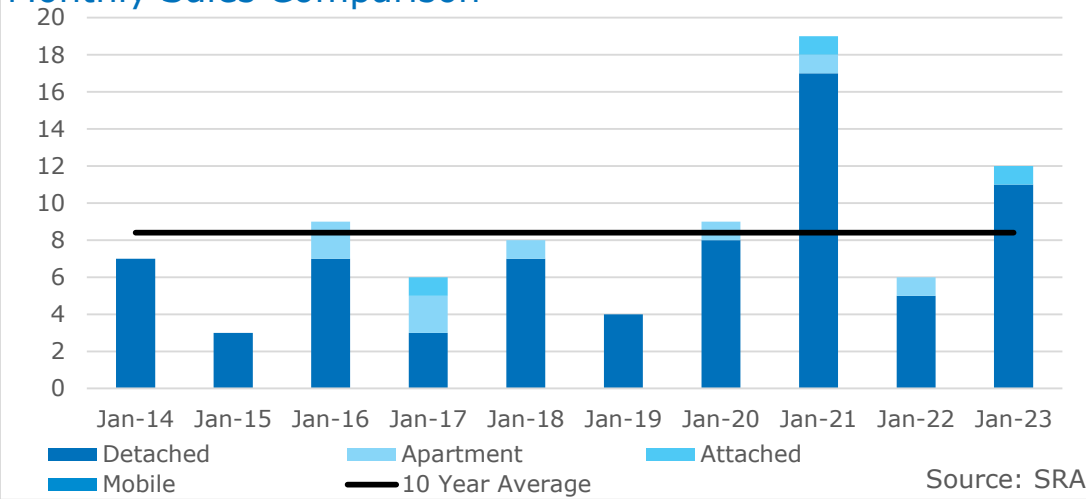
| MOOSE JAW REGION |            |            |              |             |             |            |             |                  |           |              |                |               |                |               |
|------------------|------------|------------|--------------|-------------|-------------|------------|-------------|------------------|-----------|--------------|----------------|---------------|----------------|---------------|
|                  | Sales      | Y/Y%       | New Listings | Y/Y%        | S/NL Ratio  | Inventory  | Y/Y%        | Months of Supply | DOM       | SP/LP        | Median Price   | Y/Y%          | Average Price  | Y/Y%          |
| Jan-19           | 25         | -24%       | 79           | -8%         | 0.32        | 457        | 12%         | 18.28            | 103       | 94.3%        | 185,000        | 13.5%         | 211,934        | 7.9%          |
| Feb-19           | 34         | 13%        | 81           | -14%        | 0.42        | 475        | 9%          | 13.97            | 130       | 93.3%        | 167,450        | -12.3%        | 196,739        | -7.3%         |
| Mar-19           | 37         | -20%       | 113          | -25%        | 0.33        | 500        | 2%          | 13.51            | 92        | 94.5%        | 227,000        | 7.1%          | 250,452        | 18.5%         |
| Apr-19           | 59         | -6%        | 182          | 16%         | 0.32        | 570        | 6%          | 9.66             | 87        | 95.4%        | 200,000        | -11.1%        | 218,832        | -6.8%         |
| May-19           | 61         | -8%        | 158          | -16%        | 0.39        | 602        | 0%          | 9.87             | 81        | 94.4%        | 250,000        | 9.2%          | 243,439        | -4.1%         |
| Jun-19           | 68         | 17%        | 137          | 1%          | 0.50        | 589        | -2%         | 8.66             | 86        | 92.9%        | 192,750        | -10.6%        | 216,815        | -1.2%         |
| Jul-19           | 68         | 24%        | 145          | -1%         | 0.47        | 589        | -5%         | 8.66             | 95        | 94.1%        | 209,500        | -1.6%         | 228,083        | -1.5%         |
| Aug-19           | 63         | 31%        | 133          | 2%          | 0.47        | 583        | -5%         | 9.25             | 81        | 94.3%        | 187,000        | -8.1%         | 210,782        | -9.0%         |
| Sep-19           | 48         | -2%        | 117          | 0%          | 0.41        | 541        | -10%        | 11.27            | 74        | 93.8%        | 175,000        | 4.8%          | 212,706        | 24.8%         |
| Oct-19           | 47         | -13%       | 99           | 18%         | 0.47        | 492        | -10%        | 10.47            | 59        | 95.2%        | 215,000        | 30.7%         | 217,173        | 28.5%         |
| Nov-19           | 31         | 15%        | 80           | -4%         | 0.39        | 479        | -7%         | 15.45            | 93        | 93.6%        | 181,000        | -5.7%         | 185,479        | -8.0%         |
| Dec-19           | 27         | 4%         | 59           | 23%         | 0.46        | 432        | -6%         | 16.00            | 98        | 92.8%        | 163,000        | -12.6%        | 185,367        | -3.9%         |
| <b>2019</b>      | <b>568</b> | <b>2%</b>  | <b>1,383</b> | <b>-3%</b>  | <b>0.41</b> | <b>526</b> | <b>-2%</b>  | <b>11.11</b>     | <b>88</b> | <b>94.1%</b> | <b>197,500</b> | <b>-1.3%</b>  | <b>217,815</b> | <b>1.9%</b>   |
| Jan-20           | 35         | 40%        | 107          | 35%         | 0.33        | 448        | -2%         | 12.80            | 96        | 91.0%        | 160,000        | -13.5%        | 180,439        | -14.9%        |
| Feb-20           | 32         | -6%        | 102          | 26%         | 0.31        | 467        | -2%         | 14.59            | 95        | 94.4%        | 189,500        | 13.2%         | 208,077        | 5.8%          |
| Mar-20           | 48         | 30%        | 131          | 16%         | 0.37        | 495        | -1%         | 10.31            | 88        | 92.1%        | 174,500        | -23.1%        | 196,719        | -21.5%        |
| Apr-20           | 36         | -39%       | 75           | -59%        | 0.48        | 481        | -16%        | 13.36            | 94        | 91.8%        | 148,750        | -25.6%        | 156,749        | -28.4%        |
| May-20           | 41         | -33%       | 103          | -35%        | 0.40        | 489        | -19%        | 11.93            | 93        | 94.0%        | 203,000        | -18.8%        | 205,154        | -15.7%        |
| Jun-20           | 78         | 15%        | 145          | 6%          | 0.54        | 496        | -16%        | 6.36             | 80        | 95.3%        | 212,250        | 10.1%         | 223,637        | 3.1%          |
| Jul-20           | 109        | 60%        | 153          | 6%          | 0.71        | 492        | -16%        | 4.51             | 74        | 95.3%        | 200,000        | -4.5%         | 234,697        | 2.9%          |
| Aug-20           | 82         | 30%        | 120          | -10%        | 0.68        | 492        | -16%        | 6.00             | 86        | 94.4%        | 217,250        | 16.2%         | 234,547        | 11.3%         |
| Sep-20           | 86         | 79%        | 130          | 11%         | 0.66        | 469        | -13%        | 5.45             | 76        | 94.9%        | 196,500        | 12.3%         | 219,967        | 3.4%          |
| Oct-20           | 58         | 23%        | 88           | -11%        | 0.66        | 440        | -11%        | 7.59             | 70        | 94.4%        | 174,250        | -19.0%        | 208,202        | -4.1%         |
| Nov-20           | 43         | 39%        | 61           | -24%        | 0.70        | 414        | -14%        | 9.63             | 78        | 96.3%        | 188,000        | 3.9%          | 222,993        | 20.2%         |
| Dec-20           | 49         | 81%        | 60           | 2%          | 0.82        | 349        | -19%        | 7.12             | 87        | 95.7%        | 247,500        | 51.8%         | 263,733        | 42.3%         |
| <b>2020</b>      | <b>697</b> | <b>23%</b> | <b>1,275</b> | <b>-8%</b>  | <b>0.55</b> | <b>461</b> | <b>-12%</b> | <b>7.94</b>      | <b>82</b> | <b>94.5%</b> | <b>200,000</b> | <b>1.3%</b>   | <b>218,413</b> | <b>0.3%</b>   |
| Jan-21           | 41         | 17%        | 88           | -18%        | 0.47        | 361        | -19%        | 8.80             | 97        | 95.2%        | 167,500        | 4.7%          | 204,839        | 13.5%         |
| Feb-21           | 55         | 72%        | 96           | -6%         | 0.57        | 368        | -21%        | 6.69             | 80        | 94.1%        | 185,000        | -2.4%         | 210,971        | 1.4%          |
| Mar-21           | 77         | 60%        | 131          | 0%          | 0.59        | 377        | -24%        | 4.90             | 73        | 95.3%        | 220,000        | 26.1%         | 224,129        | 13.9%         |
| Apr-21           | 95         | 164%       | 162          | 116%        | 0.59        | 403        | -16%        | 4.24             | 69        | 95.9%        | 225,000        | 51.3%         | 229,424        | 46.4%         |
| May-21           | 94         | 129%       | 155          | 50%         | 0.61        | 433        | -11%        | 4.61             | 57        | 96.0%        | 239,500        | 18.0%         | 259,388        | 26.4%         |
| Jun-21           | 105        | 35%        | 138          | -5%         | 0.76        | 418        | -16%        | 3.98             | 63        | 95.0%        | 185,000        | -12.8%        | 205,377        | -8.2%         |
| Jul-21           | 82         | -25%       | 145          | -5%         | 0.57        | 438        | -11%        | 5.34             | 50        | 95.6%        | 223,450        | 11.7%         | 234,200        | -0.2%         |
| Aug-21           | 80         | -2%        | 106          | -12%        | 0.75        | 414        | -16%        | 5.18             | 62        | 95.1%        | 205,925        | -5.2%         | 221,210        | -5.7%         |
| Sep-21           | 72         | -16%       | 106          | -18%        | 0.68        | 393        | -16%        | 5.46             | 70        | 94.7%        | 205,000        | 4.3%          | 211,278        | -4.0%         |
| Oct-21           | 61         | 5%         | 103          | 17%         | 0.59        | 389        | -12%        | 6.38             | 80        | 94.9%        | 180,000        | 3.3%          | 188,420        | -9.5%         |
| Nov-21           | 69         | 60%        | 72           | 18%         | 0.96        | 334        | -19%        | 4.84             | 74        | 93.6%        | 200,000        | 6.4%          | 195,503        | -12.3%        |
| Dec-21           | 34         | -31%       | 43           | -28%        | 0.79        | 287        | -18%        | 8.44             | 61        | 93.5%        | 156,000        | -37.0%        | 162,003        | -38.6%        |
| <b>2021</b>      | <b>865</b> | <b>24%</b> | <b>1,345</b> | <b>5%</b>   | <b>0.64</b> | <b>385</b> | <b>-17%</b> | <b>5.34</b>      | <b>68</b> | <b>95.1%</b> | <b>201,850</b> | <b>0.9%</b>   | <b>216,886</b> | <b>-0.7%</b>  |
| Jan-22           | 23         | -44%       | 73           | -17%        | 0.32        | 296        | -18%        | 12.87            | 89        | 92.9%        | 170,000        | 1.5%          | 217,317        | 6.1%          |
| Feb-22           | 62         | 13%        | 84           | -13%        | 0.74        | 295        | -20%        | 4.76             | 66        | 95.1%        | 210,500        | 13.8%         | 249,196        | 18.1%         |
| Mar-22           | 67         | -13%       | 122          | -7%         | 0.55        | 314        | -17%        | 4.69             | 59        | 95.8%        | 200,000        | -9.1%         | 226,602        | 1.1%          |
| Apr-22           | 77         | -19%       | 125          | -23%        | 0.62        | 333        | -17%        | 4.32             | 46        | 98.1%        | 260,000        | 15.6%         | 289,143        | 26.0%         |
| May-22           | 106        | 13%        | 133          | -14%        | 0.80        | 322        | -26%        | 3.04             | 64        | 96.8%        | 234,000        | -2.3%         | 256,600        | -1.1%         |
| Jun-22           | 89         | -15%       | 149          | 8%          | 0.60        | 351        | -16%        | 3.94             | 46        | 97.1%        | 210,000        | 13.5%         | 223,198        | 8.7%          |
| Jul-22           | 75         | -9%        | 140          | -3%         | 0.54        | 394        | -10%        | 5.25             | 47        | 95.8%        | 200,000        | -10.5%        | 222,265        | -5.1%         |
| Aug-22           | 70         | -13%       | 121          | 14%         | 0.58        | 400        | -3%         | 5.71             | 50        | 95.0%        | 197,000        | -4.3%         | 222,293        | 0.5%          |
| Sep-22           | 69         | -4%        | 107          | 1%          | 0.64        | 386        | -2%         | 5.59             | 60        | 94.3%        | 195,000        | -4.9%         | 198,881        | -5.9%         |
| Oct-22           | 64         | 5%         | 101          | -2%         | 0.63        | 363        | -7%         | 5.67             | 68        | 94.5%        | 165,000        | -8.3%         | 197,694        | 4.9%          |
| Nov-22           | 52         | -25%       | 53           | -26%        | 0.98        | 315        | -6%         | 6.06             | 59        | 94.1%        | 208,880        | 4.4%          | 234,004        | 19.7%         |
| Dec-22           | 36         | 6%         | 48           | 12%         | 0.75        | 277        | -3%         | 7.69             | 71        | 95.5%        | 207,000        | 32.7%         | 265,513        | 63.9%         |
| <b>2022</b>      | <b>790</b> | <b>-9%</b> | <b>1,256</b> | <b>-7%</b>  | <b>0.63</b> | <b>337</b> | <b>-12%</b> | <b>5.12</b>      | <b>58</b> | <b>95.8%</b> | <b>208,450</b> | <b>3.3%</b>   | <b>234,546</b> | <b>8.1%</b>   |
| Jan-23           | 34         | 48%        | 64           | -12%        | 0.53        | 266        | -10%        | 7.82             | 86        | 92.9%        | 134,000        | -21.2%        | 168,285        | -22.6%        |
| Feb-23           |            |            |              |             |             |            |             |                  |           |              |                |               |                |               |
| Mar-23           |            |            |              |             |             |            |             |                  |           |              |                |               |                |               |
| Apr-23           |            |            |              |             |             |            |             |                  |           |              |                |               |                |               |
| May-23           |            |            |              |             |             |            |             |                  |           |              |                |               |                |               |
| Jun-23           |            |            |              |             |             |            |             |                  |           |              |                |               |                |               |
| Jul-23           |            |            |              |             |             |            |             |                  |           |              |                |               |                |               |
| Aug-23           |            |            |              |             |             |            |             |                  |           |              |                |               |                |               |
| Sep-23           |            |            |              |             |             |            |             |                  |           |              |                |               |                |               |
| Oct-23           |            |            |              |             |             |            |             |                  |           |              |                |               |                |               |
| Nov-23           |            |            |              |             |             |            |             |                  |           |              |                |               |                |               |
| Dec-23           |            |            |              |             |             |            |             |                  |           |              |                |               |                |               |
| <b>2023</b>      | <b>34</b>  | <b>48%</b> | <b>64</b>    | <b>-12%</b> | <b>0.53</b> | <b>266</b> | <b>-10%</b> | <b>7.82</b>      | <b>86</b> | <b>92.9%</b> | <b>134,000</b> | <b>-21.2%</b> | <b>168,285</b> | <b>-22.6%</b> |



| MOOSE JAW REGION |            |             |              |            |             |            |            |                  |           |              |                |              |                |              |
|------------------|------------|-------------|--------------|------------|-------------|------------|------------|------------------|-----------|--------------|----------------|--------------|----------------|--------------|
|                  | Sales      | Y/Y%        | New Listings | Y/Y%       | S/NL Ratio  | Inventory  | Y/Y%       | Months of Supply | DOM       | SP/LP        | Median Price   | Y/Y%         | Average Price  | Y/Y%         |
| Jan-13           | 25         | -51%        | 84           | 27%        | 0.30        | 263        | 25%        | 10.52            | 59        | 94.3%        | 192,000        | -11.1%       | 205,380        | -13.5%       |
| Feb-13           | 31         | -52%        | 81           | -5%        | 0.38        | 286        | 39%        | 9.23             | 86        | 97.3%        | 242,000        | 30.8%        | 257,025        | 31.2%        |
| Mar-13           | 60         | -25%        | 72           | -46%       | 0.83        | 267        | 11%        | 4.45             | 88        | 96.3%        | 216,000        | -0.2%        | 220,107        | -7.4%        |
| Apr-13           | 50         | -29%        | 131          | -6%        | 0.38        | 307        | 8%         | 6.14             | 66        | 94.9%        | 212,500        | -5.6%        | 229,473        | -2.3%        |
| May-13           | 88         | -11%        | 171          | 15%        | 0.51        | 345        | 10%        | 3.92             | 60        | 96.0%        | 219,250        | -0.3%        | 238,618        | 1.9%         |
| Jun-13           | 60         | -8%         | 152          | 63%        | 0.39        | 393        | 25%        | 6.55             | 49        | 95.9%        | 232,500        | 1.1%         | 242,344        | -1.5%        |
| Jul-13           | 60         | -3%         | 119          | 28%        | 0.50        | 398        | 28%        | 6.63             | 50        | 96.0%        | 215,900        | 13.6%        | 234,685        | 14.1%        |
| Aug-13           | 53         | -15%        | 108          | -3%        | 0.49        | 381        | 23%        | 7.19             | 68        | 94.6%        | 200,000        | -5.1%        | 214,397        | -5.2%        |
| Sep-13           | 54         | -5%         | 126          | 10%        | 0.43        | 349        | 14%        | 6.46             | 53        | 93.6%        | 182,000        | -4.2%        | 187,839        | -7.0%        |
| Oct-13           | 54         | -2%         | 89           | 14%        | 0.61        | 326        | 11%        | 6.04             | 50        | 94.2%        | 192,500        | -10.5%       | 200,530        | -11.0%       |
| Nov-13           | 36         | -12%        | 76           | 15%        | 0.47        | 290        | 7%         | 8.06             | 70        | 95.1%        | 229,500        | 19.5%        | 219,553        | 0.7%         |
| Dec-13           | 21         | 40%         | 38           | 9%         | 0.55        | 244        | 2%         | 11.62            | 88        | 92.6%        | 195,000        | -13.3%       | 215,376        | 5.1%         |
| <b>2013</b>      | <b>592</b> | <b>-18%</b> | <b>1,247</b> | <b>7%</b>  | <b>0.47</b> | <b>321</b> | <b>17%</b> | <b>6.50</b>      | <b>63</b> | <b>95.3%</b> | <b>214,500</b> | <b>2.1%</b>  | <b>223,250</b> | <b>-0.6%</b> |
| Jan-14           | 22         | -12%        | 75           | -11%       | 0.29        | 263        | 0%         | 11.95            | 89        | 92.1%        | 188,500        | -1.8%        | 195,909        | -4.6%        |
| Feb-14           | 36         | 16%         | 71           | -12%       | 0.51        | 277        | -3%        | 7.69             | 83        | 95.1%        | 182,750        | -24.5%       | 203,583        | -20.8%       |
| Mar-14           | 45         | -25%        | 91           | 26%        | 0.49        | 294        | 10%        | 6.53             | 99        | 95.0%        | 204,000        | -5.6%        | 231,513        | 5.2%         |
| Apr-14           | 66         | 32%         | 139          | 6%         | 0.47        | 323        | 5%         | 4.89             | 71        | 94.7%        | 209,500        | -1.4%        | 227,660        | -0.8%        |
| May-14           | 74         | -16%        | 172          | 1%         | 0.43        | 369        | 7%         | 4.99             | 59        | 95.4%        | 260,950        | 19.0%        | 265,119        | 11.1%        |
| Jun-14           | 73         | 22%         | 147          | -3%        | 0.50        | 404        | 3%         | 5.53             | 54        | 95.6%        | 215,000        | -7.5%        | 247,848        | 2.3%         |
| Jul-14           | 67         | 12%         | 138          | 16%        | 0.49        | 438        | 10%        | 6.54             | 48        | 95.9%        | 230,000        | 6.5%         | 253,124        | 7.9%         |
| Aug-14           | 76         | 43%         | 104          | -4%        | 0.73        | 394        | 3%         | 5.18             | 50        | 94.8%        | 217,750        | 8.9%         | 223,224        | 4.1%         |
| Sep-14           | 64         | 19%         | 122          | -3%        | 0.52        | 375        | 7%         | 5.86             | 69        | 94.5%        | 226,250        | 24.3%        | 234,120        | 24.6%        |
| Oct-14           | 48         | -11%        | 97           | 9%         | 0.49        | 349        | 7%         | 7.27             | 59        | 95.6%        | 210,000        | 9.1%         | 220,672        | 10.0%        |
| Nov-14           | 21         | -42%        | 65           | -14%       | 0.32        | 342        | 18%        | 16.29            | 63        | 92.4%        | 160,000        | -30.3%       | 178,329        | -18.8%       |
| Dec-14           | 31         | 48%         | 48           | 26%        | 0.65        | 286        | 17%        | 9.23             | 74        | 93.6%        | 190,000        | -2.6%        | 213,116        | -1.0%        |
| <b>2014</b>      | <b>623</b> | <b>5%</b>   | <b>1,269</b> | <b>2%</b>  | <b>0.49</b> | <b>343</b> | <b>7%</b>  | <b>6.60</b>      | <b>65</b> | <b>95.0%</b> | <b>220,000</b> | <b>2.6%</b>  | <b>232,177</b> | <b>4.0%</b>  |
| Jan-15           | 21         | -5%         | 78           | 4%         | 0.27        | 297        | 13%        | 14.14            | 65        | 93.7%        | 175,000        | -7.2%        | 196,111        | 0.1%         |
| Feb-15           | 34         | -6%         | 84           | 18%        | 0.40        | 312        | 13%        | 9.18             | 67        | 93.2%        | 187,500        | 2.6%         | 192,621        | -5.4%        |
| Mar-15           | 46         | 2%          | 131          | 44%        | 0.35        | 357        | 21%        | 7.76             | 76        | 95.6%        | 202,500        | -0.7%        | 215,025        | -7.1%        |
| Apr-15           | 58         | -12%        | 150          | 8%         | 0.39        | 402        | 24%        | 6.93             | 56        | 95.7%        | 224,000        | 6.9%         | 256,966        | 12.9%        |
| May-15           | 77         | 4%          | 152          | -12%       | 0.51        | 438        | 19%        | 5.69             | 69        | 98.6%        | 245,000        | -6.1%        | 298,265        | 12.5%        |
| Jun-15           | 82         | 12%         | 115          | -22%       | 0.71        | 412        | 2%         | 5.02             | 61        | 95.8%        | 238,950        | 11.1%        | 254,487        | 2.7%         |
| Jul-15           | 45         | -33%        | 122          | -12%       | 0.37        | 423        | -3%        | 9.40             | 43        | 95.8%        | 228,000        | -0.9%        | 240,679        | -4.9%        |
| Aug-15           | 62         | -18%        | 103          | -1%        | 0.60        | 400        | 2%         | 6.45             | 78        | 94.5%        | 190,000        | -12.7%       | 214,641        | -3.8%        |
| Sep-15           | 47         | -27%        | 107          | -12%       | 0.44        | 382        | 2%         | 8.13             | 77        | 95.0%        | 178,500        | -21.1%       | 201,279        | -14.0%       |
| Oct-15           | 45         | -6%         | 83           | -14%       | 0.54        | 356        | 2%         | 7.91             | 59        | 94.7%        | 178,000        | -15.2%       | 214,930        | -2.6%        |
| Nov-15           | 44         | 110%        | 83           | 28%        | 0.53        | 326        | -5%        | 7.41             | 70        | 93.1%        | 208,500        | 30.3%        | 230,081        | 29.0%        |
| Dec-15           | 35         | 13%         | 56           | 17%        | 0.63        | 284        | -1%        | 8.11             | 73        | 94.2%        | 204,000        | 7.4%         | 215,011        | 0.9%         |
| <b>2015</b>      | <b>596</b> | <b>-4%</b>  | <b>1,264</b> | <b>0%</b>  | <b>0.47</b> | <b>366</b> | <b>7%</b>  | <b>7.36</b>      | <b>66</b> | <b>95.5%</b> | <b>214,250</b> | <b>-2.6%</b> | <b>235,262</b> | <b>1.3%</b>  |
| Jan-16           | 34         | 62%         | 70           | -10%       | 0.49        | 278        | -6%        | 8.18             | 89        | 94.9%        | 166,000        | -5.1%        | 207,984        | 6.1%         |
| Feb-16           | 36         | 6%          | 88           | 5%         | 0.41        | 303        | -3%        | 8.42             | 54        | 96.7%        | 197,500        | 5.3%         | 206,811        | 7.4%         |
| Mar-16           | 36         | -22%        | 96           | -27%       | 0.38        | 331        | -7%        | 9.19             | 63        | 93.5%        | 217,500        | 7.4%         | 226,844        | 5.5%         |
| Apr-16           | 52         | -10%        | 152          | 1%         | 0.34        | 393        | -2%        | 7.56             | 59        | 95.3%        | 232,750        | 3.9%         | 248,083        | -3.5%        |
| May-16           | 75         | -3%         | 143          | -6%        | 0.52        | 417        | -5%        | 5.56             | 61        | 94.8%        | 210,000        | -14.3%       | 231,451        | -22.4%       |
| Jun-16           | 52         | -37%        | 131          | 14%        | 0.40        | 441        | 7%         | 8.48             | 50        | 95.4%        | 208,750        | -12.6%       | 218,793        | -14.0%       |
| Jul-16           | 74         | 64%         | 92           | -25%       | 0.80        | 424        | 0%         | 5.73             | 57        | 95.0%        | 210,000        | -7.9%        | 221,197        | -8.1%        |
| Aug-16           | 49         | -21%        | 117          | 14%        | 0.42        | 426        | 7%         | 8.69             | 62        | 94.6%        | 208,000        | 9.5%         | 218,221        | 1.7%         |
| Sep-16           | 49         | 4%          | 79           | -26%       | 0.62        | 393        | 3%         | 8.02             | 70        | 94.2%        | 190,000        | 6.4%         | 201,051        | -0.1%        |
| Oct-16           | 44         | -2%         | 80           | -4%        | 0.55        | 363        | 2%         | 8.25             | 52        | 94.6%        | 143,250        | -19.5%       | 191,903        | -10.7%       |
| Nov-16           | 25         | -43%        | 67           | -19%       | 0.37        | 335        | 3%         | 13.40            | 85        | 96.4%        | 163,000        | -21.8%       | 220,902        | -4.0%        |
| Dec-16           | 28         | -20%        | 61           | 9%         | 0.46        | 311        | 10%        | 11.11            | 73        | 92.4%        | 157,000        | -23.0%       | 200,232        | -6.9%        |
| <b>2016</b>      | <b>554</b> | <b>-7%</b>  | <b>1,176</b> | <b>-7%</b> | <b>0.47</b> | <b>368</b> | <b>1%</b>  | <b>7.97</b>      | <b>62</b> | <b>94.8%</b> | <b>200,000</b> | <b>-6.7%</b> | <b>218,060</b> | <b>-7.3%</b> |
| Jan-17           | 25         | -26%        | 91           | 30%        | 0.27        | 331        | 19%        | 13.24            | 77        | 94.4%        | 194,000        | 16.9%        | 208,132        | 0.1%         |
| Feb-17           | 31         | -14%        | 77           | -13%       | 0.40        | 339        | 12%        | 10.94            | 70        | 93.8%        | 155,000        | -21.5%       | 178,932        | -13.5%       |
| Mar-17           | 48         | 33%         | 120          | 25%        | 0.40        | 374        | 13%        | 7.79             | 68        | 95.4%        | 216,140        | -0.6%        | 230,444        | 1.6%         |
| Apr-17           | 50         | -4%         | 164          | 8%         | 0.30        | 451        | 15%        | 9.02             | 77        | 95.8%        | 187,750        | -19.3%       | 221,399        | -10.8%       |
| May-17           | 68         | -9%         | 135          | -6%        | 0.50        | 468        | 12%        | 6.88             | 43        | 95.4%        | 201,250        | -4.2%        | 233,081        | 0.7%         |
| Jun-17           | 60         | 15%         | 129          | -2%        | 0.47        | 474        | 7%         | 7.90             | 68        | 95.3%        | 201,500        | -3.5%        | 230,792        | 5.5%         |
| Jul-17           | 61         | -18%        | 110          | 20%        | 0.55        | 468        | 10%        | 7.67             | 73        | 94.2%        | 214,500        | 2.1%         | 223,286        | 0.9%         |
| Aug-17           | 52         | 6%          | 129          | 10%        | 0.40        | 477        | 12%        | 9.17             | 85        | 94.0%        | 202,100        | -2.8%        | 222,194        | 1.8%         |
| Sep-17           | 34         | -31%        | 89           | 13%        | 0.38        | 446        | 13%        | 13.12            | 80        | 93.2%        | 186,500        | -1.8%        | 189,814        | -5.6%        |
| Oct-17           | 48         | 9%          | 84           | 5%         | 0.57        | 393        | 8%         | 8.19             | 87        | 93.6%        | 223,500        | 56.0%        | 229,935        | 19.8%        |
| Nov-17           | 37         | 48%         | 64           | -4%        | 0.58        | 360        | 7%         | 9.73             | 96        | 93.3%        | 195,000        | 19.6%        | 213,726        | -3.2%        |
| Dec-17           | 24         | -14%        | 45           | -26%       | 0.53        | 313        | 1%         | 13.04            | 47        | 93.0%        | 143,500        | -8.6%        | 162,833        | -18.7%       |
| <b>2017</b>      | <b>538</b> | <b>-3%</b>  | <b>1,237</b> | <b>5%</b>  | <b>0.43</b> | <b>408</b> | <b>11%</b> | <b>9.10</b>      | <b>72</b> | <b>94.5%</b> | <b>198,000</b> | <b>-1.0%</b> | <b>217,583</b> | <b>-0.2%</b> |
| Jan-18           | 29         | 16%         | 68           | -25%       | 0.43        | 318        | -4%        | 10.97            | 72        | 95.0%        | 163,000        | -16.0%       | 190,689        | -8.4%        |
| Feb-18           | 26         | -16%        | 77           | 0%         | 0.34        | 342        | 1%         | 13.15            | 103       | 95.2%        | 217,000        | 40.0%        | 226,453        | 26.6%        |
| Mar-18           | 40         | -17%        | 132          | 10%        | 0.30        | 391        | 5%         | 9.78             | 77        | 95.2%        | 240,175        | 11.1%        | 230,854        | 0.2%         |
| Apr-18           | 62         | 24%         | 134          | -18%       | 0.46        | 423        | -6%        | 6.82             | 74        | 95.2%        | 225,000        | 19.8%        | 234,415        | 5.9%         |
| May-18           | 59         | -13%        | 160          | 19%        | 0.37        | 477        | 2%         | 8.08             | 90        | 94.0%        | 225,000        | 11.8%        | 252,408        | 8.3%         |
| Jun-18           | 48         | -20%        | 110          | -15%       | 0.44        | 484        | 2%         | 10.08            | 63        | 94.4%        | 224,500        | 11.4%        | 233,322        | 1.1%         |
| Jul-18           | 50         | -18%        | 129          | 17%        | 0.39        | 495        | 6%         | 9.90             | 50        | 94.8%        | 215,000        | 0.2%         | 238,586        | 6.9%         |
| Aug-18           | 41         | -21%        | 107          | -17%       | 0.38        | 490        | 3%         | 11.95            | 66        | 94.6%        | 225,000        | 11.3%        | 250,595        | 12.8%        |
| Sep-18           | 47         | 38%         | 95           | 7%         | 0.49        | 472        | 6%         | 10.04            | 86        | 92.5%        | 169,900        | -8.9%        | 172,642        | -9.0%        |
| Oct-18           | 48         | 0%          | 66           | -21%       | 0.73        | 418        | 6%         | 8.71             | 76        | 92.4%        | 167,450        | -25.1%       | 172,127        | -25.1%       |
| Nov-18           | 23         | -38%        | 69           | 8%         | 0.33        | 400        | 11%        | 17.39            | 102       | 91.7%        | 192,000        | -1.5%        | 214,500        | 0.4%         |
| Dec-18           | 21         | -13%        | 32           | -29%       | 0.66        | 349        | 12%        | 16.62            | 91        | 95.0%        | 200,000        | 39.4%        | 212,229        | 30.3%        |
| <b>2018</b>      | <b>494</b> | <b>-8%</b>  | <b>1,179</b> | <b>-5%</b> | <b>0.42</b> | <b>422</b> | <b>3%</b>  | <b>10.24</b>     | <b>77</b> | <b>94.2%</b> | <b>206,500</b> | <b>4.3%</b>  | <b>221,149</b> | <b>1.6%</b>  |

| MOOSE JAW REGION |            |             |              |             |             |            |             |                  |           |              |                |               |                |               |
|------------------|------------|-------------|--------------|-------------|-------------|------------|-------------|------------------|-----------|--------------|----------------|---------------|----------------|---------------|
|                  | Sales      | Y/Y%        | New Listings | Y/Y%        | S/NL Ratio  | Inventory  | Y/Y%        | Months of Supply | DOM       | SP/LP        | Median Price   | Y/Y%          | Average Price  | Y/Y%          |
| Jan-19           | 20         | -31%        | 58           | -15%        | 0.34        | 338        | 6%          | 16.90            | 98        | 95.3%        | 175,000        | 7.4%          | 214,567        | 12.5%         |
| Feb-19           | 27         | 4%          | 70           | -9%         | 0.39        | 358        | 5%          | 13.26            | 138       | 93.3%        | 169,900        | -21.7%        | 205,745        | -9.1%         |
| Mar-19           | 35         | -13%        | 97           | -27%        | 0.36        | 387        | -1%         | 11.06            | 85        | 94.6%        | 238,000        | -0.9%         | 255,164        | 10.5%         |
| Apr-19           | 55         | -11%        | 149          | 11%         | 0.37        | 443        | 5%          | 8.05             | 86        | 95.7%        | 215,000        | -4.4%         | 224,665        | -4.2%         |
| May-19           | 56         | -5%         | 131          | -18%        | 0.43        | 472        | -1%         | 8.43             | 73        | 94.8%        | 254,500        | 13.1%         | 253,001        | 0.2%          |
| Jun-19           | 54         | 13%         | 107          | -3%         | 0.50        | 462        | -5%         | 8.56             | 84        | 93.8%        | 197,500        | -12.0%        | 222,157        | -4.8%         |
| Jul-19           | 63         | 26%         | 104          | -19%        | 0.61        | 444        | -10%        | 7.05             | 92        | 94.2%        | 210,000        | -2.3%         | 228,854        | -4.1%         |
| Aug-19           | 51         | 24%         | 111          | 4%          | 0.46        | 451        | -8%         | 8.84             | 86        | 94.3%        | 189,500        | -15.8%        | 221,725        | -11.5%        |
| Sep-19           | 40         | -15%        | 94           | -1%         | 0.43        | 425        | -10%        | 10.63            | 78        | 94.5%        | 178,750        | 5.2%          | 225,548        | 30.6%         |
| Oct-19           | 41         | -15%        | 82           | 24%         | 0.50        | 386        | -8%         | 9.41             | 59        | 95.5%        | 234,000        | 39.7%         | 226,223        | 31.4%         |
| Nov-19           | 29         | 26%         | 74           | 7%          | 0.39        | 382        | -5%         | 13.17            | 90        | 93.6%        | 186,900        | -2.7%         | 194,219        | -9.5%         |
| Dec-19           | 20         | -5%         | 47           | 47%         | 0.43        | 350        | 0%          | 17.50            | 85        | 92.8%        | 166,450        | -16.8%        | 198,545        | -6.4%         |
| <b>2019</b>      | <b>491</b> | <b>-1%</b>  | <b>1,124</b> | <b>-5%</b>  | <b>0.44</b> | <b>408</b> | <b>-3%</b>  | <b>9.98</b>      | <b>86</b> | <b>94.5%</b> | <b>205,000</b> | <b>-0.7%</b>  | <b>225,915</b> | <b>2.2%</b>   |
| Jan-20           | 29         | 45%         | 83           | 43%         | 0.35        | 363        | 7%          | 12.52            | 104       | 90.6%        | 160,000        | -8.6%         | 179,676        | -16.3%        |
| Feb-20           | 29         | 7%          | 89           | 27%         | 0.33        | 376        | 5%          | 12.97            | 83        | 94.9%        | 209,000        | 23.0%         | 220,882        | 7.4%          |
| Mar-20           | 35         | 0%          | 107          | 10%         | 0.33        | 396        | 2%          | 11.31            | 71        | 93.8%        | 182,000        | -23.5%        | 197,900        | -22.4%        |
| Apr-20           | 30         | -45%        | 63           | -58%        | 0.48        | 386        | -13%        | 12.87            | 92        | 90.9%        | 152,500        | -29.1%        | 148,735        | -33.8%        |
| May-20           | 37         | -34%        | 88           | -33%        | 0.42        | 392        | -17%        | 10.59            | 98        | 94.4%        | 203,000        | -20.2%        | 209,576        | -17.2%        |
| Jun-20           | 69         | 28%         | 118          | 10%         | 0.58        | 396        | -14%        | 5.74             | 79        | 95.4%        | 212,500        | 7.6%          | 228,980        | 3.1%          |
| Jul-20           | 99         | 57%         | 134          | 29%         | 0.74        | 392        | -12%        | 3.96             | 71        | 95.4%        | 204,000        | -2.9%         | 241,702        | 5.6%          |
| Aug-20           | 71         | 39%         | 102          | -8%         | 0.70        | 391        | -13%        | 5.51             | 74        | 95.0%        | 212,400        | 12.1%         | 232,561        | 4.9%          |
| Sep-20           | 74         | 85%         | 100          | 6%          | 0.74        | 367        | -14%        | 4.96             | 79        | 94.5%        | 196,500        | 9.9%          | 221,677        | -1.7%         |
| Oct-20           | 48         | 17%         | 75           | -9%         | 0.64        | 346        | -10%        | 7.21             | 74        | 94.7%        | 207,500        | -11.3%        | 221,973        | -1.9%         |
| Nov-20           | 36         | 24%         | 50           | -32%        | 0.72        | 323        | -15%        | 8.97             | 70        | 96.3%        | 198,500        | 6.2%          | 230,131        | 18.5%         |
| Dec-20           | 41         | 105%        | 52           | 11%         | 0.79        | 274        | -22%        | 6.68             | 78        | 96.1%        | 250,000        | 50.2%         | 267,852        | 34.9%         |
| <b>2020</b>      | <b>598</b> | <b>22%</b>  | <b>1,061</b> | <b>-6%</b>  | <b>0.56</b> | <b>367</b> | <b>-10%</b> | <b>7.36</b>      | <b>79</b> | <b>94.8%</b> | <b>202,500</b> | <b>-1.2%</b>  | <b>222,950</b> | <b>-1.3%</b>  |
| Jan-21           | 38         | 31%         | 70           | -16%        | 0.54        | 280        | -23%        | 7.37             | 86        | 95.3%        | 168,000        | 5.0%          | 214,103        | 19.2%         |
| Feb-21           | 44         | 52%         | 80           | -10%        | 0.55        | 289        | -23%        | 6.57             | 78        | 94.1%        | 187,500        | -10.3%        | 196,419        | -11.1%        |
| Mar-21           | 70         | 100%        | 107          | 0%          | 0.65        | 289        | -27%        | 4.13             | 74        | 95.4%        | 225,000        | 23.6%         | 220,214        | 11.3%         |
| Apr-21           | 75         | 150%        | 139          | 121%        | 0.54        | 319        | -17%        | 4.25             | 64        | 96.4%        | 235,000        | 54.1%         | 247,432        | 66.4%         |
| May-21           | 79         | 114%        | 127          | 44%         | 0.62        | 343        | -13%        | 4.34             | 51        | 96.2%        | 240,000        | 18.2%         | 254,949        | 21.6%         |
| Jun-21           | 87         | 26%         | 121          | 3%          | 0.72        | 339        | -14%        | 3.90             | 56        | 94.9%        | 190,000        | -10.6%        | 208,434        | -9.0%         |
| Jul-21           | 69         | -30%        | 127          | -5%         | 0.54        | 369        | -6%         | 5.35             | 45        | 95.8%        | 230,000        | 12.7%         | 251,485        | 4.0%          |
| Aug-21           | 72         | 1%          | 90           | -12%        | 0.80        | 350        | -10%        | 4.86             | 58        | 95.0%        | 199,175        | -6.2%         | 219,485        | -5.6%         |
| Sep-21           | 62         | -16%        | 94           | -6%         | 0.66        | 339        | -8%         | 5.47             | 68        | 95.0%        | 214,500        | 9.2%          | 232,677        | 5.0%          |
| Oct-21           | 56         | 17%         | 84           | 12%         | 0.67        | 325        | -6%         | 5.80             | 82        | 94.9%        | 181,250        | -12.7%        | 186,413        | -16.0%        |
| Nov-21           | 58         | 61%         | 58           | 16%         | 1.00        | 274        | -15%        | 4.72             | 72        | 93.9%        | 215,000        | 8.3%          | 212,003        | -7.9%         |
| Dec-21           | 31         | -24%        | 42           | -19%        | 0.74        | 237        | -14%        | 7.65             | 62        | 93.6%        | 160,000        | -36.0%        | 165,974        | -38.0%        |
| <b>2021</b>      | <b>741</b> | <b>24%</b>  | <b>1,139</b> | <b>7%</b>   | <b>0.65</b> | <b>313</b> | <b>-15%</b> | <b>5.06</b>      | <b>64</b> | <b>95.3%</b> | <b>210,000</b> | <b>3.7%</b>   | <b>221,980</b> | <b>-0.4%</b>  |
| Jan-22           | 19         | -50%        | 62           | -11%        | 0.31        | 245        | -13%        | 12.89            | 89        | 94.0%        | 177,500        | 5.7%          | 234,292        | 9.4%          |
| Feb-22           | 54         | 23%         | 74           | -8%         | 0.73        | 246        | -15%        | 4.56             | 66        | 95.1%        | 219,000        | 16.8%         | 256,467        | 30.6%         |
| Mar-22           | 56         | -20%        | 94           | -12%        | 0.60        | 256        | -11%        | 4.57             | 60        | 96.1%        | 210,500        | -6.4%         | 233,488        | 6.0%          |
| Apr-22           | 66         | -12%        | 109          | -22%        | 0.61        | 274        | -14%        | 4.15             | 48        | 98.4%        | 265,000        | 12.8%         | 294,411        | 19.0%         |
| May-22           | 84         | 6%          | 104          | -18%        | 0.81        | 265        | -23%        | 3.15             | 58        | 97.3%        | 251,500        | 4.8%          | 275,741        | 8.2%          |
| Jun-22           | 78         | -10%        | 117          | -3%         | 0.67        | 279        | -18%        | 3.58             | 43        | 97.4%        | 210,750        | 10.9%         | 230,964        | 10.8%         |
| Jul-22           | 61         | -12%        | 116          | -9%         | 0.53        | 314        | -15%        | 5.15             | 45        | 96.2%        | 215,000        | -6.5%         | 241,584        | -3.9%         |
| Aug-22           | 59         | -18%        | 104          | 16%         | 0.57        | 319        | -9%         | 5.41             | 50        | 94.8%        | 200,000        | 0.4%          | 213,667        | -2.7%         |
| Sep-22           | 59         | -5%         | 87           | -7%         | 0.68        | 307        | -9%         | 5.20             | 59        | 94.6%        | 195,000        | -9.1%         | 204,759        | -12.0%        |
| Oct-22           | 55         | -2%         | 87           | 4%          | 0.63        | 290        | -11%        | 5.27             | 67        | 95.1%        | 165,000        | -9.0%         | 190,934        | 2.4%          |
| Nov-22           | 37         | -36%        | 43           | -26%        | 0.86        | 259        | -5%         | 7.00             | 62        | 94.9%        | 215,000        | 0.0%          | 234,347        | 10.5%         |
| Dec-22           | 32         | 3%          | 36           | -14%        | 0.89        | 226        | -5%         | 7.06             | 71        | 95.5%        | 212,750        | 33.0%         | 283,420        | 70.8%         |
| <b>2022</b>      | <b>660</b> | <b>-11%</b> | <b>1,033</b> | <b>-9%</b>  | <b>0.64</b> | <b>273</b> | <b>-13%</b> | <b>4.97</b>      | <b>57</b> | <b>96.2%</b> | <b>215,000</b> | <b>2.4%</b>   | <b>241,894</b> | <b>9.0%</b>   |
| Jan-23           | 32         | 68%         | 49           | -21%        | 0.65        | 207        | -16%        | 6.47             | 87        | 93.0%        | 134,000        | -24.5%        | 171,366        | -26.9%        |
| Feb-23           |            |             |              |             |             |            |             |                  |           |              |                |               |                |               |
| Mar-23           |            |             |              |             |             |            |             |                  |           |              |                |               |                |               |
| Apr-23           |            |             |              |             |             |            |             |                  |           |              |                |               |                |               |
| May-23           |            |             |              |             |             |            |             |                  |           |              |                |               |                |               |
| Jun-23           |            |             |              |             |             |            |             |                  |           |              |                |               |                |               |
| Jul-23           |            |             |              |             |             |            |             |                  |           |              |                |               |                |               |
| Aug-23           |            |             |              |             |             |            |             |                  |           |              |                |               |                |               |
| Sep-23           |            |             |              |             |             |            |             |                  |           |              |                |               |                |               |
| Oct-23           |            |             |              |             |             |            |             |                  |           |              |                |               |                |               |
| Nov-23           |            |             |              |             |             |            |             |                  |           |              |                |               |                |               |
| Dec-23           |            |             |              |             |             |            |             |                  |           |              |                |               |                |               |
| <b>2023</b>      | <b>32</b>  | <b>68%</b>  | <b>49</b>    | <b>-21%</b> | <b>0.65</b> | <b>207</b> | <b>-16%</b> | <b>6.47</b>      | <b>87</b> | <b>93.0%</b> | <b>134,000</b> | <b>-24.5%</b> | <b>171,366</b> | <b>-26.9%</b> |

## Monthly Sales Comparison



**SALES**

**12**

↑ 100% Y/Y    ↑ 100% YTD  
10-year average spread YTD

42.9% ↑    42.9% ↑

**NEW LISTINGS**

**26**

↑ 30.0% Y/Y    ↑ 30.0% YTD  
10-year average spread YTD

0.0% ↑    0.0% ↑

**INVENTORY**

**115**

↑ 25.0% Y/Y    ↑ Monthly trend\*  
10-year average spread YTD

17.7% ↑    17.7% ↑

**MONTHS OF SUPPLY**

**9.58**

↓ 37.5% Y/Y    ↓ Monthly trend\*  
10-year average spread YTD

34.2% ↓    34.2% ↓



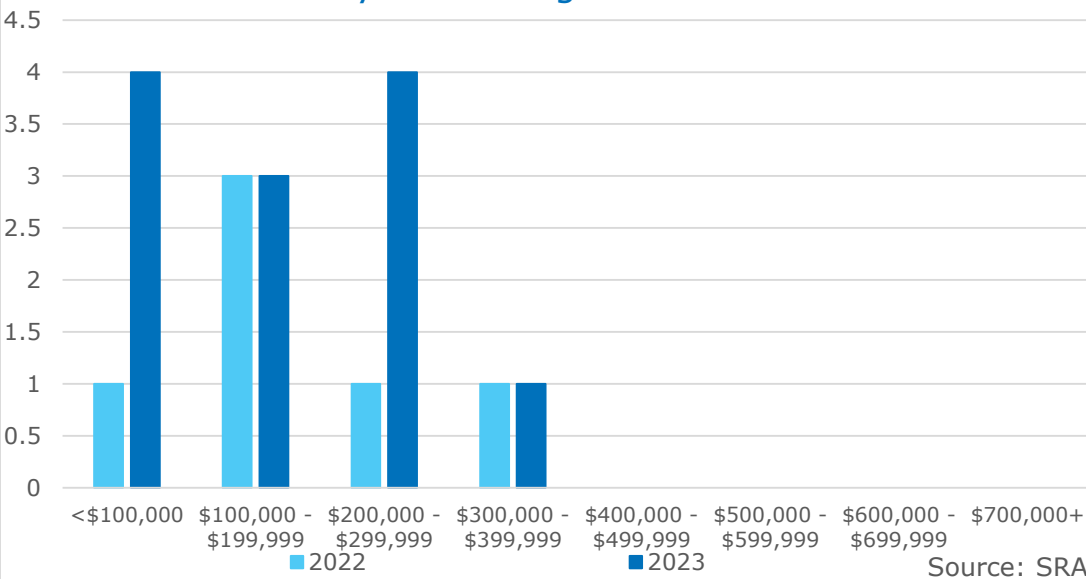
**TOTAL RESIDENTIAL BENCHMARK PRICE**

**\$ 166,600**

↓ 6.4% Y/Y

Monthly trend\*

## Residential Sales by Price Range



## January 2023

|                          | Sales     |             | New Listings |            | Inventory  |            | Months of Supply |             | DOM       | Benchmark        |            | Avg Price        |            |
|--------------------------|-----------|-------------|--------------|------------|------------|------------|------------------|-------------|-----------|------------------|------------|------------------|------------|
|                          | Actual    | Y/Y%        | Actual       | Y/Y%       | Actual     | Y/Y%       | Actual           | Y/Y%        | Actual    | Actual           | Y/Y%       | Actual           | Y/Y%       |
| Detached                 | 11        | 120%        | 23           | 44%        | 82         | 19%        | 7.45             | -46%        | 57        | \$165,700        | -7%        | \$144,582        | -9%        |
| Attached                 | 1         | -           | 1            | 0%         | 18         | 125%       | 18.00            | -           | 39        | -                | -          | \$295,000        | -          |
| Apartment                | 0         | -100%       | 2            | 0%         | 15         | 7%         | -                | -           | -         | \$190,300        | 11%        | -                | -          |
| Mobile                   | 0         | -           | 0            | -          | 0          | -          | -                | -           | -         | -                | -          | -                | -          |
| <b>Total Residential</b> | <b>12</b> | <b>100%</b> | <b>26</b>    | <b>30%</b> | <b>115</b> | <b>25%</b> | <b>9.58</b>      | <b>-38%</b> | <b>56</b> | <b>\$166,600</b> | <b>-6%</b> | <b>\$157,117</b> | <b>-8%</b> |

## 10-Year Averages

|                   | Sales |       | New Listings |       | Inventory |       | Months of Supply |       | DOM | Benchmark |       | Avg Price |       |
|-------------------|-------|-------|--------------|-------|-----------|-------|------------------|-------|-----|-----------|-------|-----------|-------|
|                   | Avg   | %Diff | Avg          | %Diff | Avg       | %Diff | Avg              | %Diff | Avg | Avg       | %Diff | Avg       | %Diff |
| Total Residential | 8     | 43%   | 26           | 0%    | 98        | 18%   | 14.57            | -34%  | 79  | \$167,860 | -1%   | \$157,902 | 0%    |

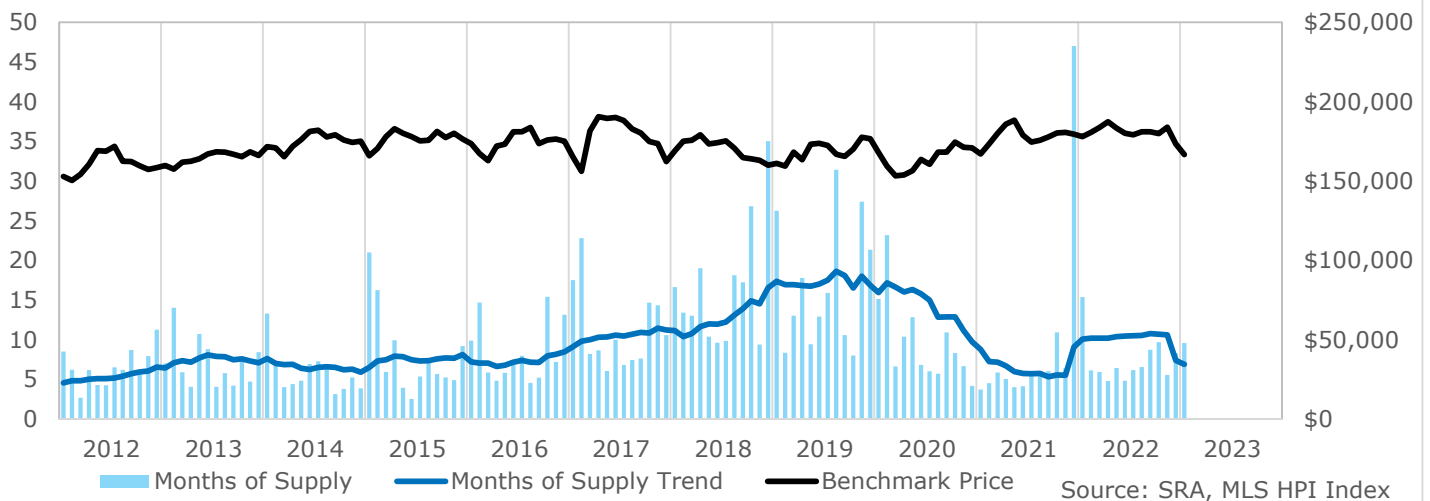
## Year-to-Date January 2023

|                          | Sales     |             | New Listings |            | Inventory  |            | Months of Supply |             | DOM       | Benchmark        |            | Avg Price        |            |
|--------------------------|-----------|-------------|--------------|------------|------------|------------|------------------|-------------|-----------|------------------|------------|------------------|------------|
|                          | Actual    | Y/Y%        | Actual       | Y/Y%       | Actual     | Y/Y%       | Actual           | Y/Y%        | Actual    | Actual           | Y/Y%       | Actual           | Y/Y%       |
| Detached                 | 11        | 120%        | 23           | 44%        | 82         | 19%        | 7.45             | -46%        | 57        | \$165,700        | -7%        | \$144,582        | -9%        |
| Attached                 | 1         | -           | 1            | 0%         | 18         | 125%       | 18.00            | -           | 39        | -                | -          | \$295,000        | -          |
| Apartment                | 0         | -100%       | 2            | 0%         | 15         | 7%         | -                | -           | -         | \$190,300        | 11%        | -                | -          |
| Mobile                   | 0         | -           | 0            | -          | 0          | -          | -                | -           | -         | -                | -          | -                | -          |
| <b>Total Residential</b> | <b>12</b> | <b>100%</b> | <b>26</b>    | <b>30%</b> | <b>115</b> | <b>25%</b> | <b>9.58</b>      | <b>-38%</b> | <b>56</b> | <b>\$166,600</b> | <b>-6%</b> | <b>\$157,117</b> | <b>-8%</b> |

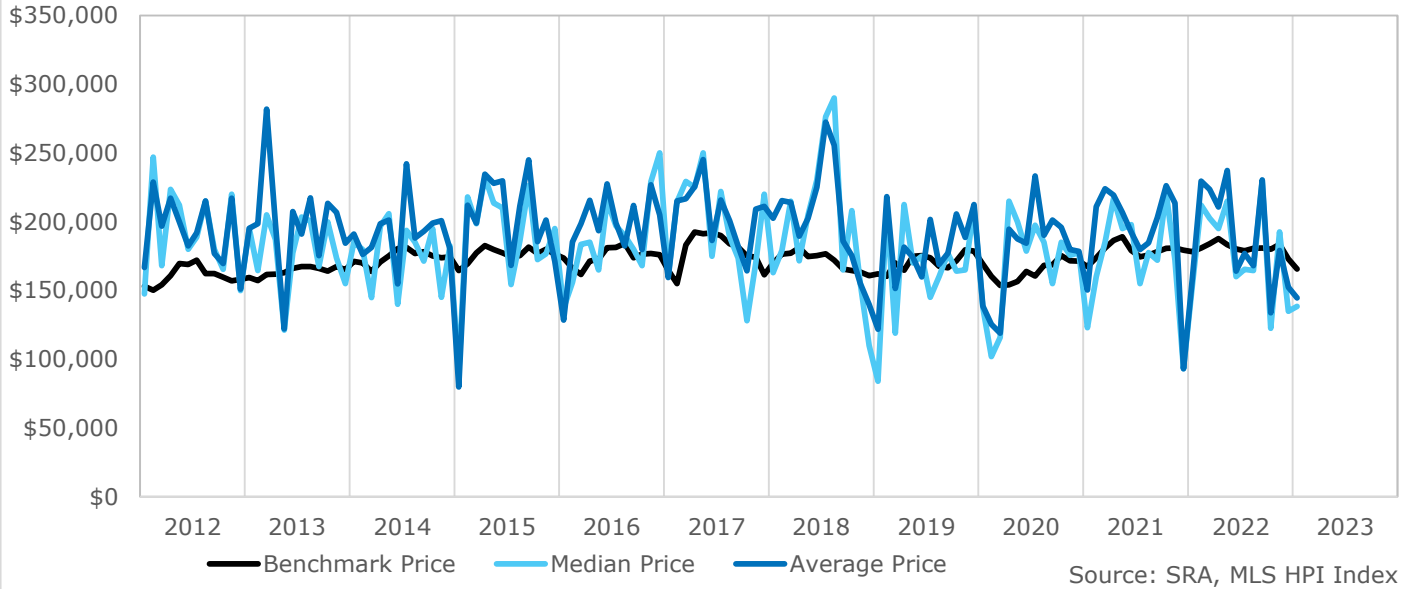
## 10-Year Averages

|                   | Sales |       | New Listings |       | Inventory |       | Months of Supply |       | DOM | Benchmark |       | Avg Price |       |
|-------------------|-------|-------|--------------|-------|-----------|-------|------------------|-------|-----|-----------|-------|-----------|-------|
|                   | Avg   | %Diff | Avg          | %Diff | Avg       | %Diff | Avg              | %Diff | Avg | Avg       | %Diff | Avg       | %Diff |
| Total Residential | 8     | 43%   | 26           | 0%    | 98        | 18%   | 14.57            | -34%  | 79  | \$167,860 | -1%   | \$157,902 | 0%    |

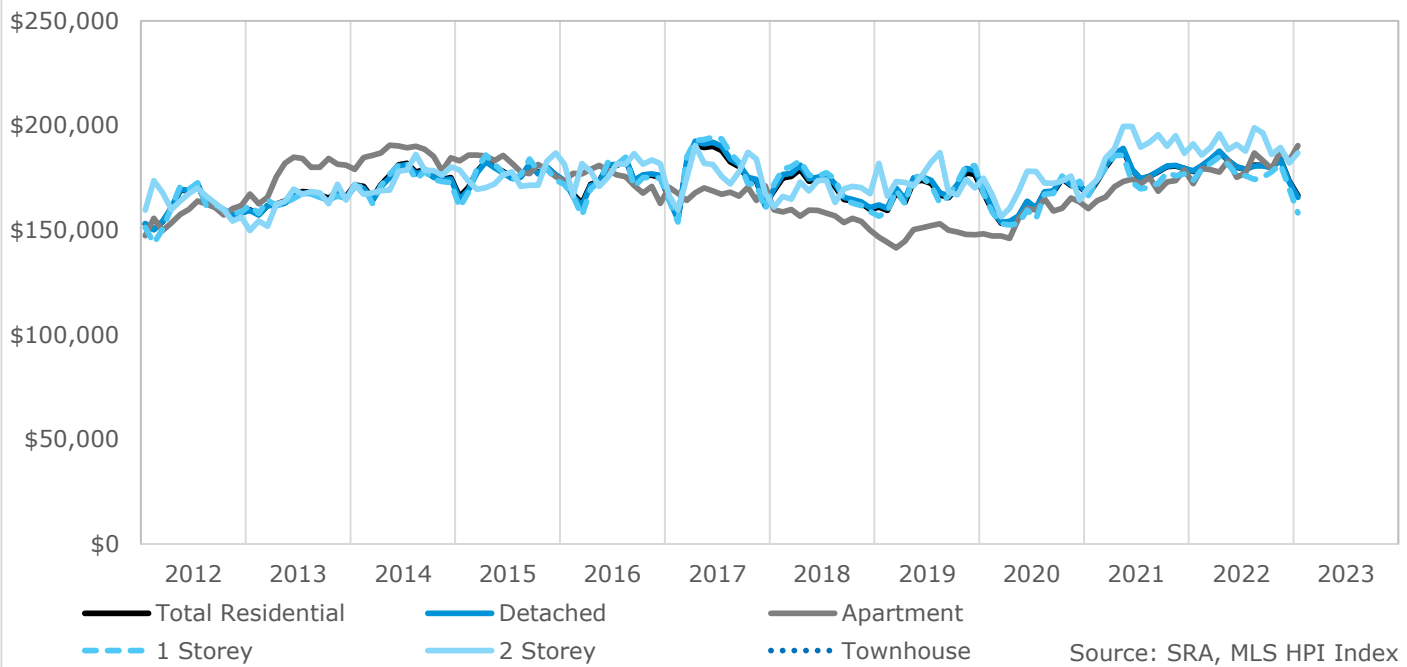
## Residential Months of Supply and Price



**Single Family Pricing**



**Benchmark Price**





## HPI Benchmark Attributes

|                                            | Composite              |
|--------------------------------------------|------------------------|
| Bedrooms, Above Ground                     | 3                      |
| Bathrooms, Full                            | 2                      |
| Bathrooms, Half                            | 0                      |
| Garage                                     | Attached, Single width |
| Gross Living Area, Above Ground (Sq. Ft.)  | 1097                   |
| Lot Size                                   | -                      |
| Fireplaces, Number of                      | 0                      |
| Year Built                                 | 1971                   |
| January 2023 Benchmark Price               | \$166,600              |
| Single Family Share of Sales, Last 3 Years | 96%                    |
| Apartment Share of Sales, Last 3 Years     | 4%                     |
| Townhouse Share of Sales, Last 3 Years     | -                      |

|                                            | Single Family          | 1 Storey               | 2 Storey               |
|--------------------------------------------|------------------------|------------------------|------------------------|
| Bedrooms, Above Ground                     | 3                      | 3                      | 3                      |
| Bathrooms, Full                            | 2                      | 2                      | 2                      |
| Bathrooms, Half                            | 0                      | 0                      | 0                      |
| Garage                                     | Attached, Single width | Attached, Single width | Attached, Single width |
| Gross Living Area, Above Ground (Sq. Ft.)  | 1106                   | 1063                   | 1358                   |
| Lot Size                                   | 6000                   | 6000                   | 6000                   |
| Fireplaces, Number of                      | 0                      | 0                      | 0                      |
| Year Built                                 | 1968                   | 1970                   | 1955                   |
| January 2023 Benchmark Price               | \$165,700              | \$158,300              | \$186,900              |
| Share of Total Sales, Last 3 Years         | 96%                    | 71%                    | 25%                    |
| Share of Single Family Sales, Last 3 Years | 100%                   | 74%                    | 26%                    |

|                                           | Apartment              | Townhouse |
|-------------------------------------------|------------------------|-----------|
| Bedrooms, Above Ground                    | 2                      | -         |
| Bathrooms, Full                           | 1                      | -         |
| Bathrooms, Half                           | 0                      | -         |
| Garage                                    | Attached, Single width | -         |
| Gross Living Area, Above Ground (Sq. Ft.) | 981                    | -         |
| Fireplaces, Number of                     | 0                      | -         |
| Year Built                                | 2001                   | -         |
| January 2023 Benchmark Price              | \$190,300              | -         |

**NORTH BATTLEFORD**

|             | Sales      | Y/Y%        | New Listings | Y/Y%       | S/NL Ratio  | Inventory  | Y/Y%       | Months of Supply | DOM       | SP/LP        | Benchmark Price | Y/Y%         | Median Price   | Y/Y%         | Average Price  | Y/Y%         | Index      |
|-------------|------------|-------------|--------------|------------|-------------|------------|------------|------------------|-----------|--------------|-----------------|--------------|----------------|--------------|----------------|--------------|------------|
| Jan-13      | 13         | 63%         | 30           | 3%         | 0.43        | 91         | 34%        | 7.00             | 92        | 96.1%        | 159,700         | 4.4%         | 195,000        | 32.2%        | 192,108        | 15.3%        | 281        |
| Feb-13      | 7          | -36%        | 17           | -11%       | 0.41        | 98         | 44%        | 14.00            | 49        | 97.0%        | 157,400         | 4.7%         | 171,000        | -30.7%       | 197,271        | -13.8%       | 277        |
| Mar-13      | 16         | -30%        | 21           | -9%        | 0.76        | 94         | 54%        | 5.88             | 88        | 93.3%        | 161,800         | 5.0%         | 198,500        | 16.1%        | 270,619        | 37.0%        | 284        |
| Apr-13      | 25         | 108%        | 45           | 50%        | 0.56        | 101        | 36%        | 4.04             | 72        | 96.1%        | 162,400         | 1.2%         | 170,000        | -23.9%       | 196,020        | -9.8%        | 285        |
| May-13      | 11         | -42%        | 43           | 19%        | 0.26        | 118        | 46%        | 10.73            | 83        | 98.2%        | 163,900         | -3.1%        | 180,000        | -10.0%       | 167,700        | -15.3%       | 288        |
| Jun-13      | 15         | -29%        | 43           | 0%         | 0.35        | 132        | 48%        | 8.80             | 55        | 97.3%        | 167,100         | -0.9%        | 169,900        | -5.6%        | 200,907        | 9.4%         | 294        |
| Jul-13      | 29         | 81%         | 33           | -21%       | 0.88        | 117        | 13%        | 4.03             | 84        | 95.3%        | 168,400         | -2.0%        | 201,500        | 9.4%         | 190,331        | 1.0%         | 296        |
| Aug-13      | 18         | 6%          | 26           | -24%       | 0.69        | 104        | -1%        | 5.78             | 61        | 97.3%        | 168,200         | 3.6%         | 200,500        | -6.7%        | 217,400        | 1.0%         | 296        |
| Sep-13      | 24         | 100%        | 39           | 18%        | 0.62        | 101        | -3%        | 4.21             | 78        | 95.6%        | 166,900         | 2.8%         | 169,950        | -1.5%        | 180,283        | 2.5%         | 293        |
| Oct-13      | 15         | -17%        | 37           | -18%       | 0.41        | 109        | 0%         | 7.27             | 61        | 96.6%        | 165,300         | 3.6%         | 184,900        | 11.7%        | 203,480        | 20.5%        | 291        |
| Nov-13      | 20         | 54%         | 22           | -19%       | 0.91        | 94         | -9%        | 4.70             | 64        | 96.4%        | 168,300         | 7.1%         | 173,500        | -15.4%       | 200,290        | -2.8%        | 296        |
| Dec-13      | 10         | 25%         | 15           | 36%        | 0.67        | 84         | -7%        | 8.40             | 86        | 96.9%        | 166,000         | 4.9%         | 182,450        | 21.6%        | 194,680        | 29.0%        | 292        |
| <b>2013</b> | <b>203</b> | <b>14%</b>  | <b>371</b>   | <b>0%</b>  | <b>0.55</b> | <b>104</b> | <b>18%</b> | <b>6.12</b>      | <b>74</b> | <b>96.1%</b> | <b>164,617</b>  | <b>2.5%</b>  | <b>184,900</b> | <b>-0.1%</b> | <b>200,647</b> | <b>4.1%</b>  | <b>289</b> |
| Jan-14      | 7          | -46%        | 31           | 3%         | 0.23        | 93         | 2%         | 13.29            | 75        | 94.1%        | 171,600         | 7.5%         | 185,000        | -5.1%        | 191,143        | -0.5%        | 302        |
| Feb-14      | 14         | 100%        | 28           | 65%        | 0.50        | 98         | 0%         | 7.00             | 71        | 95.7%        | 170,900         | 8.6%         | 179,867        | 5.2%         | 176,295        | -10.6%       | 300        |
| Mar-14      | 23         | 44%         | 28           | 33%        | 0.82        | 92         | -2%        | 4.00             | 93        | 95.2%        | 165,300         | 2.2%         | 156,000        | -21.4%       | 181,748        | -32.8%       | 291        |
| Apr-14      | 24         | -4%         | 46           | 2%         | 0.52        | 105        | 4%         | 4.38             | 60        | 96.1%        | 171,800         | 5.8%         | 196,700        | 15.7%        | 198,558        | 1.3%         | 302        |
| May-14      | 24         | 118%        | 41           | -5%        | 0.59        | 116        | -2%        | 4.83             | 65        | 95.7%        | 176,100         | 7.4%         | 205,450        | 14.1%        | 200,392        | 19.5%        | 310        |
| Jun-14      | 17         | 13%         | 32           | -26%       | 0.53        | 118        | -11%       | 6.94             | 72        | 95.5%        | 181,200         | 8.4%         | 140,000        | -17.6%       | 163,876        | -18.4%       | 319        |
| Jul-14      | 16         | -45%        | 34           | 3%         | 0.47        | 116        | -1%        | 7.25             | 98        | 95.2%        | 181,900         | 8.0%         | 193,750        | -3.8%        | 240,563        | 26.4%        | 320        |
| Aug-14      | 19         | 6%          | 48           | 85%        | 0.40        | 130        | 25%        | 6.84             | 68        | 96.3%        | 177,700         | 5.6%         | 185,000        | -7.7%        | 188,539        | -13.3%       | 312        |
| Sep-14      | 31         | 29%         | 24           | -38%       | 1.29        | 97         | -4%        | 3.13             | 62        | 95.7%        | 179,000         | 7.2%         | 170,900        | 0.6%         | 191,139        | 6.0%         | 315        |
| Oct-14      | 21         | 40%         | 19           | -49%       | 1.11        | 79         | -28%       | 3.76             | 71        | 95.9%        | 175,900         | 6.4%         | 190,000        | 2.8%         | 193,210        | -5.0%        | 309        |
| Nov-14      | 13         | -35%        | 16           | -27%       | 0.81        | 68         | -28%       | 5.23             | 83        | 93.8%        | 174,200         | 3.5%         | 145,000        | -16.4%       | 200,800        | 0.3%         | 306        |
| Dec-14      | 14         | 40%         | 10           | -33%       | 1.40        | 54         | -36%       | 3.86             | 48        | 95.3%        | 175,100         | 5.5%         | 182,500        | 0.0%         | 180,379        | -7.3%        | 308        |
| <b>2014</b> | <b>223</b> | <b>10%</b>  | <b>357</b>   | <b>-4%</b> | <b>0.62</b> | <b>97</b>  | <b>-6%</b> | <b>5.23</b>      | <b>71</b> | <b>95.5%</b> | <b>175,058</b>  | <b>6.3%</b>  | <b>182,000</b> | <b>-1.6%</b> | <b>192,362</b> | <b>-4.1%</b> | <b>308</b> |
| Jan-15      | 3          | -57%        | 18           | -42%       | 0.17        | 63         | -32%       | 21.00            | 71        | 93.2%        | 165,900         | -3.3%        | 90,000         | -51.4%       | 79,833         | -58.2%       | 292        |
| Feb-15      | 4          | -71%        | 11           | -61%       | 0.36        | 65         | -34%       | 16.25            | 42        | 97.1%        | 170,400         | -0.3%        | 218,000        | 21.2%        | 212,125        | 20.3%        | 300        |
| Mar-15      | 13         | -43%        | 33           | 18%        | 0.39        | 77         | -16%       | 5.92             | 48        | 96.7%        | 178,000         | 7.7%         | 180,000        | 15.4%        | 185,692        | 2.2%         | 313        |
| Apr-15      | 11         | -54%        | 47           | 2%         | 0.23        | 109        | 4%         | 9.91             | 45        | 95.5%        | 182,900         | 6.5%         | 185,000        | -5.9%        | 224,591        | 13.1%        | 321        |
| May-15      | 27         | 13%         | 40           | -2%        | 0.68        | 106        | -9%        | 3.93             | 47        | 97.1%        | 180,000         | 2.2%         | 212,000        | 3.2%         | 224,915        | 12.2%        | 316        |
| Jun-15      | 38         | 124%        | 39           | 22%        | 0.97        | 95         | -19%       | 2.50             | 44        | 96.2%        | 178,000         | -1.8%        | 206,250        | 47.3%        | 219,551        | 34.0%        | 313        |
| Jul-15      | 19         | 19%         | 39           | 15%        | 0.49        | 102        | -12%       | 5.37             | 53        | 96.1%        | 175,300         | -3.6%        | 165,000        | -14.8%       | 179,974        | -25.2%       | 308        |
| Aug-15      | 16         | -16%        | 49           | 2%         | 0.33        | 117        | -10%       | 7.31             | 53        | 96.2%        | 175,600         | -1.2%        | 178,750        | -3.4%        | 206,063        | 9.3%         | 309        |
| Sep-15      | 21         | -32%        | 41           | 71%        | 0.51        | 119        | 23%        | 5.67             | 45        | 96.7%        | 181,200         | 1.2%         | 205,000        | 20.0%        | 229,233        | 19.9%        | 319        |
| Oct-15      | 21         | 0%          | 31           | 63%        | 0.68        | 110        | 39%        | 5.24             | 40        | 96.9%        | 177,300         | 0.8%         | 172,500        | -9.2%        | 190,310        | -1.5%        | 312        |
| Nov-15      | 21         | 62%         | 32           | 100%       | 0.66        | 103        | 51%        | 4.90             | 76        | 96.0%        | 180,000         | 3.3%         | 170,000        | 17.2%        | 194,205        | -3.3%        | 316        |
| Dec-15      | 10         | -29%        | 14           | 40%        | 0.71        | 92         | 70%        | 9.20             | 59        | 96.6%        | 176,300         | 0.7%         | 202,500        | 11.0%        | 176,900        | -1.9%        | 310        |
| <b>2015</b> | <b>204</b> | <b>-9%</b>  | <b>394</b>   | <b>10%</b> | <b>0.52</b> | <b>97</b>  | <b>-1%</b> | <b>5.68</b>      | <b>50</b> | <b>96.4%</b> | <b>176,742</b>  | <b>1.0%</b>  | <b>188,500</b> | <b>3.6%</b>  | <b>204,717</b> | <b>6.4%</b>  | <b>311</b> |
| Jan-16      | 9          | 200%        | 16           | -11%       | 0.56        | 89         | 41%        | 9.89             | 81        | 94.1%        | 173,500         | 4.6%         | 165,000        | 83.3%        | 137,878        | 72.7%        | 305        |
| Feb-16      | 6          | 50%         | 32           | 191%       | 0.19        | 88         | 35%        | 14.67            | 62        | 94.6%        | 167,200         | -1.9%        | 167,500        | -23.2%       | 184,167        | -13.2%       | 294        |
| Mar-16      | 19         | 46%         | 56           | 70%        | 0.34        | 111        | 44%        | 5.84             | 48        | 96.6%        | 162,800         | -8.5%        | 231,000        | 28.3%        | 220,841        | 18.9%        | 286        |
| Apr-16      | 27         | 145%        | 56           | 19%        | 0.48        | 130        | 19%        | 4.81             | 55        | 94.6%        | 171,900         | -6.0%        | 195,000        | 5.4%         | 218,499        | -2.7%        | 302        |
| May-16      | 24         | -11%        | 48           | 20%        | 0.50        | 139        | 31%        | 5.79             | 60        | 96.7%        | 173,200         | -3.8%        | 165,000        | -22.2%       | 191,283        | -15.0%       | 304        |
| Jun-16      | 19         | -50%        | 37           | -5%        | 0.51        | 138        | 45%        | 7.26             | 66        | 95.1%        | 181,000         | 1.7%         | 220,000        | 6.7%         | 238,783        | 8.8%         | 318        |
| Jul-16      | 18         | -5%         | 37           | -5%        | 0.49        | 143        | 40%        | 7.94             | 49        | 96.2%        | 180,900         | 3.2%         | 206,000        | 24.8%        | 207,218        | 15.1%        | 318        |
| Aug-16      | 31         | 94%         | 50           | 2%         | 0.62        | 141        | 21%        | 4.55             | 68        | 95.1%        | 183,600         | 4.6%         | 195,000        | 9.1%         | 192,735        | -6.5%        | 323        |
| Sep-16      | 25         | 19%         | 39           | -5%        | 0.64        | 130        | 9%         | 5.20             | 66        | 96.2%        | 173,600         | -4.2%        | 178,800        | -12.8%       | 205,092        | -10.5%       | 305        |
| Oct-16      | 8          | -62%        | 28           | -10%       | 0.29        | 123        | 12%        | 15.38            | 62        | 96.2%        | 175,800         | -0.8%        | 179,000        | 3.8%         | 196,580        | 3.3%         | 309        |
| Nov-16      | 15         | -29%        | 25           | -22%       | 0.60        | 108        | 5%         | 7.20             | 82        | 94.5%        | 176,300         | -2.1%        | 217,000        | 27.6%        | 218,533        | 12.5%        | 310        |
| Dec-16      | 7          | -30%        | 20           | 43%        | 0.35        | 92         | 0%         | 13.14            | 78        | 96.0%        | 175,100         | -0.7%        | 250,000        | 23.5%        | 223,857        | 26.5%        | 308        |
| <b>2016</b> | <b>208</b> | <b>2%</b>   | <b>444</b>   | <b>13%</b> | <b>0.47</b> | <b>119</b> | <b>24%</b> | <b>6.88</b>      | <b>63</b> | <b>95.5%</b> | <b>174,575</b>  | <b>-1.2%</b> | <b>190,000</b> | <b>0.8%</b>  | <b>205,859</b> | <b>0.6%</b>  | <b>307</b> |
| Jan-17      | 6          | -33%        | 31           | 94%        | 0.19        | 105        | 18%        | 17.50            | 54        | 94.3%        | 165,100         | -4.8%        | 180,500        | 9.4%         | 195,083        | 41.5%        | 290        |
| Feb-17      | 5          | -17%        | 24           | -25%       | 0.21        | 114        | 30%        | 22.80            | 88        | 93.8%        | 156,000         | -6.7%        | 226,000        | 34.9%        | 222,200        | 20.7%        | 274        |
| Mar-17      | 16         | -16%        | 52           | -7%        | 0.31        | 131        | 18%        | 8.19             | 73        | 96.2%        | 181,500         | 11.5%        | 217,000        | -6.1%        | 210,488        | -4.7%        | 319        |
| Apr-17      | 17         | -37%        | 48           | -14%       | 0.35        | 147        | 13%        | 8.65             | 73        | 96.2%        | 190,500         | 10.8%        | 195,000        | 0.0%         | 211,553        | -3.2%        | 335        |
| May-17      | 25         | 4%          | 45           | -6%        | 0.56        | 151        | 9%         | 6.04             | 59        | 96.5%        | 189,500         | 9.4%         | 250,000        | 51.5%        | 244,228        | 27.7%        | 333        |
| Jun-17      | 16         | -16%        | 39           | 5%         | 0.41        | 160        | 16%        | 10.00            | 65        | 96.0%        | 190,000         | 5.0%         | 177,500        | -19.3%       | 195,181        | -18.3%       | 334        |
| Jul-17      | 22         | 22%         | 31           | -16%       | 0.71        | 150        | 5%         | 6.82             | 49        | 95.6%        | 188,100         | 4.0%         | 213,000        | 3.4%         | 213,545        | 3.1%         | 331        |
| Aug-17      | 19         | -39%        | 35           | -30%       | 0.54        | 141        | 0%         | 7.42             | 69        | 94.5%        | 182,700         | -0.5%        | 189,000        | -3.1%        | 203,767        | 5.7%         | 321        |
| Sep-17      | 18         | -28%        | 35           | -10%       | 0.51        | 137        | 5%         | 7.61             | 52        | 93.4%        | 180,300         | 3.9%         | 170,375        | -4.7%        | 180,958        | -11.8%       | 317        |
| Oct-17      | 9          | 13%         | 25           | -11%       | 0.36        | 132        | 7%         | 14.67            | 40        | 96.4%        | 174,800         | -0.6%        | 138,000        | -22.9%       | 162,944        | -17.1%       | 307        |
| Nov-17      | 9          | -40%        | 25           | 0%         | 0.36        | 129        | 19%        | 14.33            | 106       | 93.9%        | 173,500         | -1.6%        | 160,000        | -26.3%       | 195,778        | -10.4%       | 305        |
| Dec-17      | 11         | 57%         | 28           | 40%        | 0.39        | 116        | 26%        | 10.55            | 117       | 96.3%        | 162,300         | -7.3%        | 220,000        | -12.0%       | 216,231        | -3.4%        | 285        |
| <b>2017</b> | <b>173</b> | <b>-17%</b> | <b>418</b>   | <b>-6%</b> | <b>0.41</b> | <b>134</b> | <b>13%</b> | <b>9.32</b>      | <b>67</b> | <b>95.5%</b> | <b>177,858</b>  | <b>1.9%</b>  | <b>197,000</b> | <b>3.7%</b>  | <b>207,562</b> | <b>0.8%</b>  | <b>313</b> |
| Jan-18      | 8          | 33%         | 42           | 35%        | 0.19        | 133        | 27%        | 16.63            | 63        | 96.1%        | 168,900         | 2.3%         | 164,000        | -9.1%        | 197,813        | 1.4%         | 297        |
| Feb-18      | 10         | 100%        | 27           | 13%        | 0.37        | 134        | 18%        | 13.40            | 40        | 95.7%        | 175,000         | 12.2%        | 208,050        | -7.9%        | 222,660        | 0.2%         | 308        |
| Mar-18      | 12         | -25%        | 59           | 13%        | 0.20        | 156        | 19%        | 13.00            | 46        | 93.2%        | 175,700         | -3.2%        | 216,250        | -0.3%        | 226,458        | 7.6%         | 309        |
| Apr-18      | 9          | -47%        | 40           | -17%       | 0.23        | 171        | 16%        | 19.00            | 54        | 94.9%        | 179,100         | -6.0%        | 183,000        | -6.2%        | 193,367        | -8.6%        | 315        |
| May-18      | 18         | -28%        | 48           | 7%         | 0.38        | 187        | 24%        | 10.39            | 82        | 94.8%        | 173,300         | -8.5%        | 197,500        | -21.0%       | 201,486        | -17.5%       | 305        |
| Jun-18      | 20         | 25%         | 45           | 15%        | 0.44        | 192        | 20%        | 9.60             | 51        | 96.4%        | 174,000         | -8.4%        | 230,450        | 29.8%        | 226,315        | 16.0%        | 306        |
| Jul-18      | 20         | -9%         | 32           | 3%         | 0.63        | 197        | 31%        | 9.85             | 66        | 95.1%        | 175,200         | -6.9%        | 276,500        | 29.8%        | 258,848        | 21.2%        | 308        |
| Aug-18      | 10         | -47%        | 24           | -31%       | 0.42        | 181        | 28%        | 18.10            | 72        | 97.0%        | 170,700         | -6.6%        | 254,500        | 34.7%        | 247,450        | 21.4%        | 300        |
| Sep-18      | 9          | -50%        | 2            |            |             |            |            |                  |           |              |                 |              |                |              |                |              |            |

**NORTH BATTLEFORD**

|             | Sales      | Y/Y%        | New Listings | Y/Y%        | S/NL Ratio  | Inventory  | Y/Y%        | Months of Supply | DOM       | SP/LP        | Benchmark Price | Y/Y%         | Median Price   | Y/Y%          | Average Price  | Y/Y%          | Index      |
|-------------|------------|-------------|--------------|-------------|-------------|------------|-------------|------------------|-----------|--------------|-----------------|--------------|----------------|---------------|----------------|---------------|------------|
| Jan-19      | 4          | -50%        | 21           | -50%        | 0.19        | 105        | -21%        | 26.25            | 117       | 94.4%        | 161,000         | -4.7%        | 84,000         | -48.8%        | 121,875        | -38.4%        | 283        |
| Feb-19      | 12         | 20%         | 16           | -41%        | 0.75        | 100        | -25%        | 8.33             | 67        | 95.7%        | 159,400         | -8.9%        | 210,000        | 0.9%          | 218,158        | -2.0%         | 280        |
| Mar-19      | 9          | -25%        | 43           | -27%        | 0.21        | 117        | -25%        | 13.00            | 86        | 90.5%        | 168,100         | -4.3%        | 138,000        | -36.2%        | 158,000        | -30.2%        | 295        |
| Apr-19      | 8          | -11%        | 40           | 0%          | 0.20        | 142        | -17%        | 17.75            | 128       | 92.2%        | 163,400         | -8.8%        | 202,500        | 10.7%         | 182,975        | -5.4%         | 287        |
| May-19      | 17         | -6%         | 46           | -4%         | 0.37        | 160        | -14%        | 9.41             | 109       | 94.6%        | 173,200         | -0.1%        | 170,000        | -13.9%        | 180,676        | -10.3%        | 304        |
| Jun-19      | 12         | -40%        | 28           | -38%        | 0.43        | 155        | -19%        | 12.92            | 72        | 92.2%        | 173,800         | -0.1%        | 175,000        | -24.1%        | 159,875        | -29.4%        | 305        |
| Jul-19      | 10         | -50%        | 27           | -16%        | 0.37        | 159        | -19%        | 15.90            | 68        | 94.6%        | 172,300         | -1.7%        | 161,000        | -41.8%        | 204,100        | -21.2%        | 303        |
| Aug-19      | 5          | -50%        | 20           | -17%        | 0.25        | 157        | -13%        | 31.40            | 56        | 92.1%        | 166,800         | -2.3%        | 160,000        | -37.1%        | 168,880        | -31.8%        | 293        |
| Sep-19      | 14         | 56%         | 34           | 42%         | 0.41        | 148        | -5%         | 10.57            | 134       | 94.2%        | 165,500         | 0.5%         | 197,000        | 19.4%         | 181,536        | -0.4%         | 291        |
| Oct-19      | 17         | 240%        | 27           | 4%          | 0.63        | 136        | 1%          | 8.00             | 93        | 94.1%        | 170,100         | 3.8%         | 173,000        | -16.8%        | 201,694        | 15.0%         | 299        |
| Nov-19      | 5          | -62%        | 26           | 24%         | 0.19        | 137        | 12%         | 27.40            | 113       | 93.9%        | 177,500         | 9.0%         | 165,000        | 3.1%          | 188,600        | 14.5%         | 312        |
| Dec-19      | 6          | 100%        | 12           | 20%         | 0.50        | 128        | 22%         | 21.33            | 38        | 94.9%        | 176,600         | 10.4%        | 210,000        | 90.9%         | 212,500        | 52.1%         | 310        |
| <b>2019</b> | <b>119</b> | <b>-13%</b> | <b>340</b>   | <b>-15%</b> | <b>0.35</b> | <b>137</b> | <b>-12%</b> | <b>13.82</b>     | <b>92</b> | <b>93.9%</b> | <b>168,975</b>  | <b>-0.8%</b> | <b>182,000</b> | <b>-9.9%</b>  | <b>185,335</b> | <b>-12.9%</b> | <b>297</b> |
| Jan-20      | 9          | 125%        | 27           | 29%         | 0.33        | 136        | 30%         | 15.11            | 100       | 92.7%        | 167,900         | 4.3%         | 145,000        | 72.6%         | 139,444        | 14.4%         | 295        |
| Feb-20      | 6          | -50%        | 25           | 56%         | 0.24        | 139        | 39%         | 23.17            | 49        | 94.2%        | 159,400         | 0.0%         | 113,500        | -46.0%        | 125,367        | -42.5%        | 280        |
| Mar-20      | 21         | 133%        | 37           | -14%        | 0.57        | 139        | 19%         | 6.62             | 148       | 91.4%        | 153,300         | -8.8%        | 118,000        | -14.5%        | 133,557        | -15.5%        | 269        |
| Apr-20      | 13         | 63%         | 23           | -43%        | 0.57        | 135        | -5%         | 10.38            | 89        | 94.1%        | 153,800         | -5.9%        | 215,000        | 6.2%          | 196,492        | 7.4%          | 270        |
| May-20      | 11         | -35%        | 31           | -33%        | 0.35        | 141        | -12%        | 12.82            | 109       | 90.7%        | 156,500         | -9.6%        | 160,000        | -5.9%         | 181,227        | 0.3%          | 275        |
| Jun-20      | 21         | 75%         | 37           | 32%         | 0.57        | 143        | -8%         | 6.81             | 74        | 92.6%        | 163,600         | -5.9%        | 182,500        | 4.3%          | 184,329        | 15.3%         | 288        |
| Jul-20      | 23         | 130%        | 38           | 41%         | 0.61        | 138        | -13%        | 6.00             | 115       | 94.6%        | 160,500         | -6.8%        | 180,000        | 11.8%         | 225,078        | 10.3%         | 282        |
| Aug-20      | 21         | 320%        | 15           | -25%        | 1.40        | 120        | -24%        | 5.71             | 52        | 94.1%        | 168,100         | 0.8%         | 185,000        | 15.6%         | 188,000        | 11.3%         | 295        |
| Sep-20      | 11         | -21%        | 25           | -26%        | 0.44        | 120        | -19%        | 10.91            | 97        | 94.9%        | 168,100         | 1.6%         | 167,000        | -15.2%        | 208,318        | 14.8%         | 295        |
| Oct-20      | 14         | -18%        | 22           | -19%        | 0.64        | 116        | -15%        | 8.29             | 114       | 94.9%        | 174,500         | 2.6%         | 185,000        | 6.9%          | 194,321        | -3.7%         | 307        |
| Nov-20      | 15         | 200%        | 16           | -38%        | 0.94        | 100        | -27%        | 6.67             | 137       | 91.7%        | 171,300         | -3.5%        | 173,000        | 4.8%          | 178,867        | -5.2%         | 301        |
| Dec-20      | 18         | 200%        | 15           | 25%         | 1.20        | 75         | -41%        | 4.17             | 72        | 95.0%        | 170,900         | -3.2%        | 177,500        | -15.5%        | 178,411        | -16.0%        | 300        |
| <b>2020</b> | <b>183</b> | <b>54%</b>  | <b>311</b>   | <b>-9%</b>  | <b>0.59</b> | <b>125</b> | <b>-9%</b>  | <b>8.21</b>      | <b>98</b> | <b>93.5%</b> | <b>163,992</b>  | <b>-2.9%</b> | <b>170,000</b> | <b>-6.6%</b>  | <b>181,760</b> | <b>-1.9%</b>  | <b>288</b> |
| Jan-21      | 19         | 111%        | 24           | -11%        | 0.79        | 70         | -49%        | 3.68             | 79        | 91.4%        | 167,000         | -0.5%        | 126,000        | -13.1%        | 152,263        | 9.2%          | 294        |
| Feb-21      | 16         | 167%        | 20           | -20%        | 0.80        | 72         | -48%        | 4.50             | 107       | 93.8%        | 173,400         | 8.8%         | 160,000        | 41.0%         | 204,150        | 62.8%         | 305        |
| Mar-21      | 15         | -29%        | 43           | 16%         | 0.35        | 88         | -37%        | 5.87             | 47        | 95.1%        | 180,100         | 17.5%        | 185,000        | 56.8%         | 224,093        | 67.8%         | 317        |
| Apr-21      | 19         | 46%         | 48           | 109%        | 0.40        | 96         | -29%        | 5.05             | 66        | 95.8%        | 185,700         | 20.7%        | 200,000        | -7.0%         | 211,437        | 7.6%          | 326        |
| May-21      | 22         | 100%        | 23           | -26%        | 0.96        | 88         | -38%        | 4.00             | 72        | 94.1%        | 188,200         | 20.3%        | 195,000        | 21.9%         | 203,177        | 12.1%         | 331        |
| Jun-21      | 26         | 24%         | 55           | 49%         | 0.47        | 107        | -25%        | 4.12             | 34        | 96.4%        | 178,800         | 9.3%         | 198,000        | 8.5%          | 194,608        | 5.6%          | 314        |
| Jul-21      | 20         | -13%        | 30           | -21%        | 0.67        | 108        | -22%        | 5.40             | 53        | 93.5%        | 174,400         | 8.7%         | 157,450        | -12.5%        | 180,545        | -19.8%        | 307        |
| Aug-21      | 18         | -14%        | 26           | 73%         | 0.69        | 109        | -9%         | 6.06             | 53        | 95.1%        | 175,700         | 4.5%         | 177,500        | -4.1%         | 188,614        | 0.3%          | 309        |
| Sep-21      | 18         | 64%         | 30           | 20%         | 0.60        | 109        | -9%         | 6.06             | 53        | 95.9%        | 177,800         | 5.8%         | 176,000        | 5.4%          | 209,544        | 0.6%          | 313        |
| Oct-21      | 10         | -29%        | 22           | 0%          | 0.45        | 109        | -6%         | 10.90            | 113       | 95.1%        | 180,300         | 3.3%         | 238,000        | 28.6%         | 233,500        | 20.2%         | 317        |
| Nov-21      | 16         | 7%          | 22           | 38%         | 0.73        | 102        | 2%          | 6.38             | 93        | 96.1%        | 180,600         | 5.4%         | 172,000        | -0.6%         | 221,400        | 23.8%         | 317        |
| Dec-21      | 2          | -89%        | 17           | 13%         | 0.12        | 94         | 25%         | 47.00            | 60        | 84.6%        | 179,400         | 5.0%         | 93,000         | -47.6%        | 93,000         | -47.9%        | 315        |
| <b>2021</b> | <b>201</b> | <b>10%</b>  | <b>360</b>   | <b>16%</b>  | <b>0.56</b> | <b>96</b>  | <b>-23%</b> | <b>5.73</b>      | <b>66</b> | <b>94.8%</b> | <b>178,450</b>  | <b>8.8%</b>  | <b>175,000</b> | <b>2.9%</b>   | <b>198,552</b> | <b>9.2%</b>   | <b>314</b> |
| Jan-22      | 6          | -68%        | 20           | -17%        | 0.30        | 92         | 31%         | 15.33            | 57        | 91.6%        | 178,000         | 6.6%         | 164,250        | 30.4%         | 171,583        | 12.7%         | 313        |
| Feb-22      | 17         | 6%          | 36           | 80%         | 0.47        | 104        | 44%         | 6.12             | 73        | 95.9%        | 180,700         | 4.2%         | 212,000        | 32.5%         | 224,063        | 9.8%          | 318        |
| Mar-22      | 18         | 20%         | 29           | -33%        | 0.62        | 107        | 22%         | 5.94             | 67        | 94.8%        | 183,700         | 2.0%         | 202,500        | 9.5%          | 223,472        | -0.3%         | 323        |
| Apr-22      | 22         | 16%         | 38           | -21%        | 0.58        | 105        | 9%          | 4.77             | 63        | 96.1%        | 187,300         | 0.9%         | 197,500        | -1.3%         | 210,209        | -0.6%         | 329        |
| May-22      | 19         | -14%        | 49           | 113%        | 0.39        | 122        | 39%         | 6.42             | 80        | 95.1%        | 183,200         | -2.7%        | 205,000        | 5.1%          | 230,750        | 13.6%         | 322        |
| Jun-22      | 25         | -4%         | 41           | -25%        | 0.61        | 120        | 12%         | 4.80             | 78        | 93.2%        | 180,100         | 0.7%         | 160,000        | -19.2%        | 166,772        | -14.3%        | 317        |
| Jul-22      | 19         | -5%         | 27           | -10%        | 0.70        | 117        | 8%          | 6.16             | 87        | 96.2%        | 179,000         | 2.6%         | 162,000        | 2.9%          | 171,868        | -4.8%         | 315        |
| Aug-22      | 18         | 0%          | 34           | 31%         | 0.53        | 118        | 8%          | 6.56             | 71        | 92.9%        | 181,000         | 3.0%         | 164,550        | -7.3%         | 169,179        | -10.3%        | 318        |
| Sep-22      | 15         | -17%        | 41           | 37%         | 0.37        | 131        | 20%         | 8.73             | 58        | 95.8%        | 180,900         | 1.7%         | 235,000        | 33.5%         | 232,287        | 10.9%         | 318        |
| Oct-22      | 13         | 30%         | 41           | 86%         | 0.32        | 126        | 16%         | 9.69             | 79        | 94.1%        | 179,900         | -0.2%        | 125,000        | -47.5%        | 141,115        | -39.6%        | 316        |
| Nov-22      | 20         | 25%         | 21           | -5%         | 0.95        | 111        | 9%          | 5.55             | 85        | 93.6%        | 183,800         | 1.8%         | 178,750        | 3.9%          | 179,798        | -18.8%        | 323        |
| Dec-22      | 13         | 550%        | 23           | 35%         | 0.57        | 108        | 15%         | 8.31             | 74        | 92.6%        | 173,300         | -3.4%        | 135,000        | 45.2%         | 154,575        | 66.2%         | 305        |
| <b>2022</b> | <b>205</b> | <b>2%</b>   | <b>400</b>   | <b>11%</b>  | <b>0.51</b> | <b>113</b> | <b>18%</b>  | <b>6.64</b>      | <b>74</b> | <b>94.6%</b> | <b>180,908</b>  | <b>1.4%</b>  | <b>184,000</b> | <b>5.1%</b>   | <b>191,581</b> | <b>-3.5%</b>  | <b>318</b> |
| Jan-23      | 12         | 100%        | 26           | 30%         | 0.46        | 115        | 25%         | 9.58             | 56        | 96.2%        | 166,600         | -6.4%        | 139,250        | -15.2%        | 157,117        | -8.4%         | 293        |
| Feb-23      |            |             |              |             |             |            |             |                  |           |              |                 |              |                |               |                |               |            |
| Mar-23      |            |             |              |             |             |            |             |                  |           |              |                 |              |                |               |                |               |            |
| Apr-23      |            |             |              |             |             |            |             |                  |           |              |                 |              |                |               |                |               |            |
| May-23      |            |             |              |             |             |            |             |                  |           |              |                 |              |                |               |                |               |            |
| Jun-23      |            |             |              |             |             |            |             |                  |           |              |                 |              |                |               |                |               |            |
| Jul-23      |            |             |              |             |             |            |             |                  |           |              |                 |              |                |               |                |               |            |
| Aug-23      |            |             |              |             |             |            |             |                  |           |              |                 |              |                |               |                |               |            |
| Sep-23      |            |             |              |             |             |            |             |                  |           |              |                 |              |                |               |                |               |            |
| Oct-23      |            |             |              |             |             |            |             |                  |           |              |                 |              |                |               |                |               |            |
| Nov-23      |            |             |              |             |             |            |             |                  |           |              |                 |              |                |               |                |               |            |
| Dec-23      |            |             |              |             |             |            |             |                  |           |              |                 |              |                |               |                |               |            |
| <b>2023</b> | <b>12</b>  | <b>100%</b> | <b>26</b>    | <b>30%</b>  | <b>0.46</b> | <b>115</b> | <b>25%</b>  | <b>9.58</b>      | <b>56</b> | <b>96.2%</b> | <b>166,600</b>  | <b>-6.4%</b> | <b>139,250</b> | <b>-15.2%</b> | <b>157,117</b> | <b>-8.4%</b>  | <b>293</b> |

**NORTH BATTLEFORD**

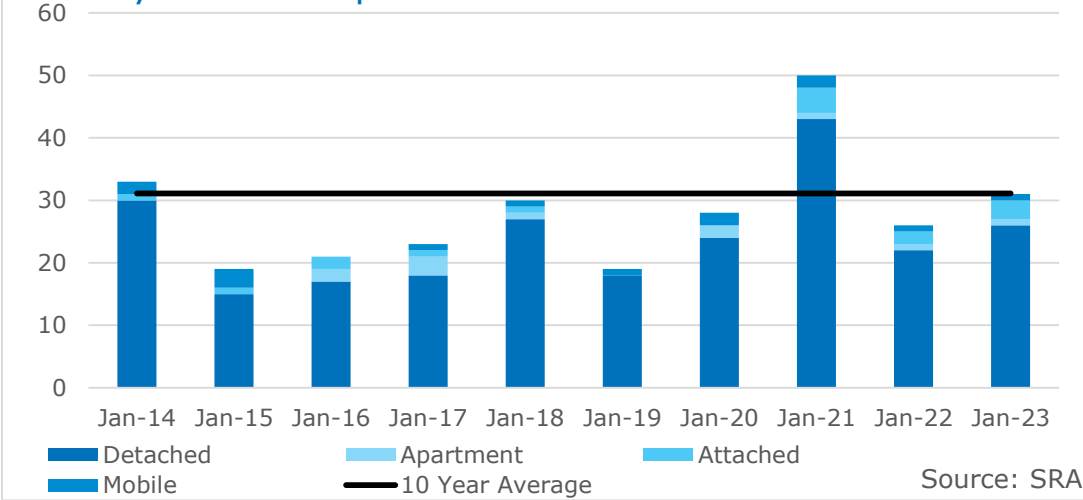
|             | Sales      | Y/Y%        | New Listings | Y/Y%       | S/NL Ratio  | Inventory | Y/Y%        | Months of Supply | DOM       | SP/LP        | Benchmark Price | Y/Y%         | Median Price   | Y/Y%         | Average Price  | Y/Y%         | Index      |
|-------------|------------|-------------|--------------|------------|-------------|-----------|-------------|------------------|-----------|--------------|-----------------|--------------|----------------|--------------|----------------|--------------|------------|
| Jan-13      | 12         | 50%         | 27           | 0%         | 0.44        | 72        | 24%         | 6.00             | 91        | 96.0%        | 159,400         | 4.1%         | 195,000        | 32.2%        | 195,325        | 17.2%        | 288        |
| Feb-13      | 6          | -45%        | 15           | -17%       | 0.40        | 78        | 34%         | 13.00            | 54        | 96.5%        | 157,200         | 4.7%         | 164,500        | -33.4%       | 198,500        | -13.2%       | 284        |
| Mar-13      | 13         | -41%        | 21           | -5%        | 0.62        | 79        | 52%         | 6.08             | 78        | 92.6%        | 161,700         | 4.9%         | 205,000        | 22.0%        | 281,923        | 43.3%        | 292        |
| Apr-13      | 23         | 92%         | 38           | 46%        | 0.61        | 83        | 34%         | 3.61             | 71        | 95.8%        | 161,800         | 0.7%         | 187,000        | -16.3%       | 198,291        | -8.7%        | 292        |
| May-13      | 5          | -71%        | 39           | 22%        | 0.13        | 105       | 54%         | 21.00            | 70        | 94.8%        | 162,900         | -3.9%        | 121,200        | -42.8%       | 122,020        | -39.0%       | 294        |
| Jun-13      | 12         | -37%        | 32           | -18%       | 0.38        | 114       | 52%         | 9.50             | 47        | 96.7%        | 166,100         | -1.7%        | 177,450        | -1.4%        | 207,408        | 13.7%        | 300        |
| Jul-13      | 26         | 86%         | 33           | -20%       | 0.79        | 103       | 13%         | 3.96             | 76        | 95.1%        | 167,500         | -2.7%        | 203,500        | 7.8%         | 190,958        | -0.5%        | 302        |
| Aug-13      | 18         | 6%          | 26           | -16%       | 0.69        | 91        | 0%          | 5.06             | 61        | 97.3%        | 167,500         | 3.1%         | 200,500        | -6.7%        | 217,400        | 1.0%         | 302        |
| Sep-13      | 22         | 100%        | 38           | 27%        | 0.58        | 89        | -1%         | 4.05             | 65        | 95.1%        | 166,100         | 2.3%         | 167,500        | -6.9%        | 175,359        | -0.9%        | 300        |
| Oct-13      | 12         | -25%        | 33           | -6%        | 0.36        | 100       | 15%         | 8.33             | 58        | 96.3%        | 164,100         | 2.8%         | 200,000        | 20.8%        | 213,283        | 25.8%        | 296        |
| Nov-13      | 16         | 78%         | 16           | -11%       | 1.00        | 84        | 2%          | 5.25             | 74        | 96.7%        | 167,500         | 6.7%         | 173,500        | -21.1%       | 206,738        | -4.8%        | 302        |
| Dec-13      | 7          | -13%        | 14           | 27%        | 0.50        | 76        | 9%          | 10.86            | 68        | 95.9%        | 165,100         | 4.4%         | 155,000        | 3.3%         | 184,343        | 22.1%        | 298        |
| <b>2013</b> | <b>172</b> | <b>5%</b>   | <b>332</b>   | <b>1%</b>  | <b>0.52</b> | <b>90</b> | <b>21%</b>  | <b>6.24</b>      | <b>69</b> | <b>95.7%</b> | <b>163,908</b>  | <b>2.0%</b>  | <b>187,500</b> | <b>-1.3%</b> | <b>202,053</b> | <b>4.2%</b>  | <b>296</b> |
| Jan-14      | 7          | -42%        | 26           | -4%        | 0.27        | 80        | 11%         | 11.43            | 75        | 94.1%        | 171,100         | 7.3%         | 185,000        | -5.1%        | 191,143        | -2.1%        | 309        |
| Feb-14      | 14         | 133%        | 23           | 53%        | 0.61        | 81        | 4%          | 5.79             | 71        | 95.7%        | 170,000         | 8.1%         | 179,867        | 9.3%         | 176,295        | -11.2%       | 307        |
| Mar-14      | 15         | 15%         | 28           | 33%        | 0.54        | 83        | 5%          | 5.53             | 83        | 95.8%        | 163,900         | 1.4%         | 144,900        | -29.3%       | 181,327        | -35.7%       | 296        |
| Apr-14      | 24         | 4%          | 40           | 5%         | 0.60        | 90        | 8%          | 3.75             | 60        | 96.1%        | 170,700         | 5.5%         | 196,700        | 5.2%         | 198,558        | 0.1%         | 308        |
| May-14      | 23         | 360%        | 36           | -8%        | 0.64        | 97        | -8%         | 4.22             | 63        | 95.7%        | 175,100         | 7.5%         | 205,900        | 69.9%        | 201,300        | 65.0%        | 316        |
| Jun-14      | 16         | 33%         | 27           | -16%       | 0.59        | 97        | -15%        | 6.06             | 75        | 95.2%        | 180,500         | 8.7%         | 140,000        | -21.1%       | 154,875        | -25.3%       | 326        |
| Jul-14      | 14         | -46%        | 31           | -6%        | 0.45        | 99        | -4%         | 7.07             | 93        | 95.0%        | 181,300         | 8.2%         | 193,750        | -4.8%        | 242,179        | 26.8%        | 327        |
| Aug-14      | 16         | -11%        | 42           | 62%        | 0.38        | 111       | 22%         | 6.94             | 67        | 96.3%        | 176,800         | 5.6%         | 185,000        | -7.7%        | 188,203        | -13.4%       | 319        |
| Sep-14      | 30         | 36%         | 23           | -39%       | 1.30        | 81        | -9%         | 2.70             | 62        | 95.8%        | 178,300         | 7.3%         | 171,450        | 2.4%         | 193,010        | 10.1%        | 322        |
| Oct-14      | 19         | 58%         | 15           | -55%       | 1.27        | 65        | -35%        | 3.42             | 74        | 96.0%        | 175,200         | 6.8%         | 195,000        | -2.5%        | 198,968        | -6.7%        | 316        |
| Nov-14      | 13         | -19%        | 16           | 0%         | 0.81        | 55        | -35%        | 4.23             | 83        | 93.8%        | 173,900         | 3.8%         | 145,000        | -16.4%       | 200,800        | -2.9%        | 314        |
| Dec-14      | 14         | 100%        | 10           | -29%       | 1.40        | 43        | -43%        | 3.07             | 48        | 95.3%        | 174,400         | 5.6%         | 182,500        | 17.7%        | 180,379        | -2.2%        | 315        |
| <b>2014</b> | <b>205</b> | <b>19%</b>  | <b>317</b>   | <b>-5%</b> | <b>0.65</b> | <b>82</b> | <b>-9%</b>  | <b>4.79</b>      | <b>69</b> | <b>95.6%</b> | <b>174,267</b>  | <b>6.3%</b>  | <b>182,450</b> | <b>-2.7%</b> | <b>192,719</b> | <b>-4.6%</b> | <b>315</b> |
| Jan-15      | 3          | -57%        | 15           | -42%       | 0.20        | 49        | -39%        | 16.33            | 71        | 93.2%        | 164,600         | -3.8%        | 90,000         | -51.4%       | 79,833         | -58.2%       | 297        |
| Feb-15      | 4          | -71%        | 8            | -65%       | 0.50        | 50        | -38%        | 12.50            | 42        | 97.1%        | 169,300         | -0.4%        | 218,000        | 21.2%        | 212,125        | 20.3%        | 306        |
| Mar-15      | 10         | -33%        | 28           | 0%         | 0.36        | 62        | -25%        | 6.20             | 54        | 97.0%        | 177,400         | 8.2%         | 198,500        | 37.0%        | 199,000        | 9.7%         | 320        |
| Apr-15      | 10         | -58%        | 29           | -28%       | 0.34        | 77        | -14%        | 7.70             | 47        | 95.5%        | 182,700         | 7.0%         | 232,500        | 18.2%        | 234,600        | 18.2%        | 330        |
| May-15      | 24         | 4%          | 37           | 3%         | 0.65        | 80        | -18%        | 3.33             | 49        | 97.1%        | 179,700         | 2.6%         | 213,500        | 3.7%         | 228,033        | 13.3%        | 324        |
| Jun-15      | 32         | 100%        | 36           | 33%        | 0.89        | 74        | -24%        | 2.31             | 41        | 96.3%        | 177,300         | -1.8%        | 210,000        | 50.0%        | 229,845        | 48.4%        | 320        |
| Jul-15      | 14         | 0%          | 31           | 0%         | 0.45        | 81        | -18%        | 5.79             | 48        | 96.0%        | 174,700         | -3.6%        | 154,250        | -20.4%       | 168,286        | -30.5%       | 315        |
| Aug-15      | 15         | -6%         | 36           | -14%       | 0.42        | 89        | -20%        | 5.93             | 53        | 96.3%        | 175,400         | -0.8%        | 186,000        | 0.5%         | 211,467        | 12.4%        | 317        |
| Sep-15      | 17         | -43%        | 37           | 61%        | 0.46        | 94        | 16%         | 5.53             | 39        | 97.0%        | 181,600         | 1.9%         | 226,500        | 32.1%        | 244,935        | 26.9%        | 328        |
| Oct-15      | 17         | -11%        | 23           | 53%        | 0.74        | 83        | 28%         | 4.88             | 47        | 96.1%        | 176,900         | 1.0%         | 172,500        | -11.5%       | 185,582        | -6.7%        | 319        |
| Nov-15      | 16         | 23%         | 28           | 75%        | 0.57        | 77        | 40%         | 4.81             | 55        | 96.0%        | 180,000         | 3.5%         | 176,750        | 21.9%        | 201,250        | 0.2%         | 325        |
| Dec-15      | 9          | -36%        | 9            | -10%       | 1.00        | 64        | 49%         | 7.11             | 59        | 96.8%        | 176,400         | 1.1%         | 195,000        | 6.8%         | 171,222        | -5.1%        | 318        |
| <b>2015</b> | <b>171</b> | <b>-17%</b> | <b>317</b>   | <b>0%</b>  | <b>0.54</b> | <b>73</b> | <b>-10%</b> | <b>5.15</b>      | <b>48</b> | <b>96.4%</b> | <b>176,333</b>  | <b>1.2%</b>  | <b>195,000</b> | <b>6.9%</b>  | <b>209,706</b> | <b>8.8%</b>  | <b>318</b> |
| Jan-16      | 7          | 133%        | 14           | -7%        | 0.50        | 62        | 27%         | 8.86             | 74        | 92.5%        | 173,500         | 5.4%         | 137,000        | 52.2%        | 128,429        | 60.9%        | 313        |
| Feb-16      | 5          | 25%         | 28           | 250%       | 0.18        | 72        | 44%         | 14.40            | 71        | 94.5%        | 166,300         | -1.8%        | 156,000        | -28.4%       | 185,200        | -12.7%       | 300        |
| Mar-16      | 14         | 40%         | 29           | 4%         | 0.48        | 76        | 23%         | 5.43             | 63        | 94.9%        | 161,600         | -8.9%        | 183,500        | -7.6%        | 198,607        | -0.2%        | 292        |
| Apr-16      | 24         | 140%        | 47           | 62%        | 0.51        | 93        | 21%         | 3.88             | 57        | 94.3%        | 171,300         | -6.2%        | 185,000        | -20.4%       | 215,625        | -8.1%        | 309        |
| May-16      | 21         | -13%        | 43           | 16%        | 0.49        | 102       | 28%         | 4.86             | 59        | 96.6%        | 172,600         | -4.0%        | 165,000        | -22.7%       | 193,471        | -15.2%       | 312        |
| Jun-16      | 16         | -50%        | 35           | -3%        | 0.46        | 105       | 42%         | 6.56             | 63        | 94.1%        | 181,200         | 2.2%         | 215,000        | 2.4%         | 227,588        | -1.0%        | 327        |
| Jul-16      | 15         | 7%          | 31           | 0%         | 0.48        | 109       | 35%         | 7.27             | 53        | 95.7%        | 181,300         | 3.8%         | 197,000        | 27.7%        | 198,933        | 18.2%        | 327        |
| Aug-16      | 27         | 80%         | 40           | 11%        | 0.68        | 107       | 20%         | 3.96             | 57        | 94.7%        | 184,300         | 5.1%         | 190,000        | 2.2%         | 182,344        | -13.8%       | 333        |
| Sep-16      | 20         | 18%         | 27           | -27%       | 0.74        | 93        | -1%         | 4.65             | 68        | 96.3%        | 173,800         | -4.3%        | 180,000        | -20.5%       | 211,915        | -13.5%       | 314        |
| Oct-16      | 7          | -59%        | 24           | 4%         | 0.29        | 85        | 2%          | 12.14            | 40        | 95.7%        | 176,400         | -0.3%        | 168,000        | -2.6%        | 179,714        | -3.2%        | 318        |
| Nov-16      | 11         | -31%        | 16           | -43%       | 0.69        | 71        | -8%         | 6.45             | 81        | 94.6%        | 176,800         | -1.8%        | 229,000        | 29.6%        | 226,909        | 12.7%        | 319        |
| Dec-16      | 3          | -67%        | 13           | 44%        | 0.23        | 63        | -2%         | 21.00            | 48        | 96.1%        | 176,100         | -0.2%        | 250,000        | 28.2%        | 205,000        | 19.7%        | 318        |
| <b>2016</b> | <b>170</b> | <b>-1%</b>  | <b>347</b>   | <b>9%</b>  | <b>0.49</b> | <b>87</b> | <b>18%</b>  | <b>6.11</b>      | <b>61</b> | <b>95.1%</b> | <b>174,600</b>  | <b>-1.0%</b> | <b>185,000</b> | <b>-5.1%</b> | <b>199,996</b> | <b>-4.6%</b> | <b>315</b> |
| Jan-17      | 3          | -57%        | 17           | 21%        | 0.18        | 65        | 5%          | 21.67            | 92        | 93.8%        | 164,700         | -5.1%        | 161,000        | 17.5%        | 159,333        | 24.1%        | 297        |
| Feb-17      | 4          | -20%        | 20           | -29%       | 0.20        | 72        | 0%          | 18.00            | 98        | 94.2%        | 155,000         | -6.8%        | 214,500        | 37.5%        | 215,250        | 16.2%        | 280        |
| Mar-17      | 14         | 0%          | 39           | 34%        | 0.36        | 87        | 14%         | 6.21             | 70        | 96.5%        | 183,000         | 13.2%        | 229,250        | 24.9%        | 216,807        | 9.2%         | 330        |
| Apr-17      | 14         | -42%        | 41           | -13%       | 0.34        | 104       | 12%         | 7.43             | 65        | 96.2%        | 192,500         | 12.4%        | 225,000        | 21.6%        | 225,457        | 4.6%         | 348        |
| May-17      | 22         | 5%          | 41           | -5%        | 0.54        | 110       | 8%          | 5.00             | 39        | 96.7%        | 191,200         | 10.8%        | 250,000        | 51.5%        | 245,173        | 26.7%        | 345        |
| Jun-17      | 14         | -13%        | 33           | -6%        | 0.42        | 118       | 12%         | 8.43             | 61        | 95.8%        | 191,900         | 5.9%         | 175,000        | -18.6%       | 186,350        | -18.1%       | 346        |
| Jul-17      | 20         | 33%         | 29           | -6%        | 0.69        | 108       | -1%         | 5.40             | 47        | 95.4%        | 190,000         | 4.8%         | 222,000        | 12.7%        | 215,800        | 8.5%         | 343        |
| Aug-17      | 17         | -37%        | 33           | -18%       | 0.52        | 105       | -2%         | 6.18             | 69        | 94.5%        | 183,900         | -0.2%        | 189,000        | -0.5%        | 200,680        | 10.1%        | 332        |
| Sep-17      | 17         | -15%        | 26           | -4%        | 0.65        | 96        | 3%          | 5.65             | 46        | 93.2%        | 181,500         | 4.4%         | 173,500        | -3.6%        | 182,191        | -14.0%       | 328        |
| Oct-17      | 8          | 14%         | 19           | -21%       | 0.42        | 89        | 5%          | 11.13            | 44        | 96.5%        | 175,200         | -0.7%        | 128,000        | -23.8%       | 164,313        | -8.6%        | 316        |
| Nov-17      | 7          | -36%        | 22           | 38%        | 0.32        | 87        | 23%         | 12.43            | 70        | 94.4%        | 174,300         | -1.4%        | 170,000        | -25.8%       | 209,286        | -7.8%        | 315        |
| Dec-17      | 9          | 200%        | 13           | 0%         | 0.69        | 76        | 21%         | 8.44             | 75        | 96.1%        | 161,400         | -8.3%        | 220,000        | -12.0%       | 211,267        | 3.1%         | 291        |
| <b>2017</b> | <b>149</b> | <b>-12%</b> | <b>333</b>   | <b>-4%</b> | <b>0.45</b> | <b>93</b> | <b>8%</b>   | <b>7.50</b>      | <b>58</b> | <b>95.5%</b> | <b>178,717</b>  | <b>2.4%</b>  | <b>200,000</b> | <b>8.1%</b>  | <b>208,316</b> | <b>4.2%</b>  | <b>323</b> |
| Jan-18      | 7          | 133%        | 22           | 29%        | 0.32        | 76        | 17%         | 10.86            | 56        | 96.0%        | 169,800         | 3.1%         | 163,000        | 1.2%         | 202,500        | 27.1%        | 307        |
| Feb-18      | 8          | 100%        | 24           | 20%        | 0.33        | 79        | 10%         | 9.88             | 43        | 95.3%        | 176,500         | 13.9%        | 179,100        | -16.5%       | 215,463        | 0.1%         | 319        |
| Mar-18      | 11         | -21%        | 46           | 18%        | 0.24        | 101       | 16%         | 9.18             | 47        | 92.4%        | 177,100         | -3.2%        | 215,000        | -6.2%        | 213,955        | -1.3%        | 320        |
| Apr-18      | 8          | -43%        | 35           | -15%       | 0.23        | 117       | 13%         | 14.63            | 58        | 95.1%        | 181,100         | -5.9%        | 171,500        | -23.8%       | 189,538        | -15.9%       | 327        |
| May-18      | 16         | -27%        | 42           | 2%         | 0.38        | 130       | 18%         | 8.13             | 85        | 94.8%        | 174,600         | -8.7%        | 205,000        | -18.0%       | 202,609        | -17.4%       | 315        |
| Jun-18      | 18         | 29%         | 36           | 9%         | 0.50        | 133       | 13%         | 7.39             | 46        | 96.5%        | 175,300         | -8.7%        | 230,450        | 31.7%        | 225,128        | 20.8%        | 316        |
| Jul-18      | 16         | -20%        | 28           | -3%        | 0.57        | 139       | 29%         | 8.69             | 71        | 95.5%        | 176,700         | -7.0%        | 276,500        | 24.5%        | 272,403        | 26.2%        | 319        |
| Aug-18      | 9          | -47%        | 21           | -36%       | 0.43        | 131       | 25%         | 14.56            | 77        | 97.2%        | 172,000         | -6.5%        | 290,000        | 53.4%        | 255,556        | 27.3%        | 311        |
| Sep-18      | 8          | -53%        | 23           | -12%       | 0.35        | 112       | 17%         | 14.00            |           |              |                 |              |                |              |                |              |            |



| NORTH BATTLEFORD |            |             |              |             |             |            |             |                  |           |              |                 |              |                |               |                |               |            |
|------------------|------------|-------------|--------------|-------------|-------------|------------|-------------|------------------|-----------|--------------|-----------------|--------------|----------------|---------------|----------------|---------------|------------|
|                  | Sales      | Y/Y%        | New Listings | Y/Y%        | S/NL Ratio  | Inventory  | Y/Y%        | Months of Supply | DOM       | SP/LP        | Benchmark Price | Y/Y%         | Median Price   | Y/Y%          | Average Price  | Y/Y%          | Index      |
| Jan-19           | 4          | -43%        | 20           | -9%         | 0.20        | 85         | 12%         | 21.25            | 117       | 94.4%        | 162,100         | -4.5%        | 84,000         | -48.5%        | 121,875        | -39.8%        | 293        |
| Feb-19           | 12         | 50%         | 16           | -33%        | 0.75        | 81         | 3%          | 6.75             | 67        | 95.7%        | 160,400         | -9.1%        | 210,000        | 17.3%         | 218,158        | 1.3%          | 290        |
| Mar-19           | 8          | -27%        | 33           | -28%        | 0.24        | 96         | -5%         | 12.00            | 93        | 89.6%        | 170,000         | -4.0%        | 119,000        | -44.7%        | 151,500        | -29.2%        | 307        |
| Apr-19           | 7          | -13%        | 36           | 3%          | 0.19        | 120        | 3%          | 17.14            | 122       | 92.0%        | 164,800         | -9.0%        | 212,500        | 23.9%         | 181,614        | -4.2%         | 298        |
| May-19           | 15         | -6%         | 41           | -2%         | 0.37        | 137        | 5%          | 9.13             | 97        | 94.9%        | 174,900         | 0.2%         | 170,000        | -17.1%        | 174,100        | -14.1%        | 316        |
| Jun-19           | 12         | -33%        | 22           | -39%        | 0.55        | 128        | -4%         | 10.67            | 72        | 92.2%        | 175,400         | 0.1%         | 175,000        | -24.1%        | 159,875        | -29.0%        | 317        |
| Jul-19           | 9          | -44%        | 27           | -4%         | 0.33        | 133        | -4%         | 14.78            | 71        | 94.4%        | 173,800         | -1.6%        | 145,000        | -47.6%        | 201,778        | -25.9%        | 314        |
| Aug-19           | 5          | -44%        | 19           | -10%        | 0.26        | 132        | 1%          | 26.40            | 56        | 92.1%        | 167,700         | -2.5%        | 160,000        | -44.8%        | 168,880        | -33.9%        | 303        |
| Sep-19           | 12         | 50%         | 27           | 17%         | 0.44        | 120        | 7%          | 10.00            | 138       | 93.7%        | 166,600         | 0.5%         | 177,000        | 7.3%          | 177,208        | -4.7%         | 301        |
| Oct-19           | 12         | 140%        | 25           | 14%         | 0.48        | 113        | 4%          | 9.42             | 84        | 94.6%        | 171,700         | 4.3%         | 164,000        | -21.2%        | 205,733        | 17.3%         | 310        |
| Nov-19           | 5          | -58%        | 21           | 17%         | 0.24        | 113        | 15%         | 22.60            | 113       | 93.9%        | 179,500         | 9.8%         | 165,000        | 6.5%          | 188,600        | 21.6%         | 324        |
| Dec-19           | 6          | 100%        | 7            | 17%         | 0.86        | 101        | 25%         | 16.83            | 38        | 94.9%        | 178,600         | 11.1%        | 210,000        | 90.9%         | 212,500        | 52.1%         | 322        |
| <b>2019</b>      | <b>107</b> | <b>-12%</b> | <b>294</b>   | <b>-9%</b>  | <b>0.36</b> | <b>113</b> | <b>4%</b>   | <b>12.70</b>     | <b>89</b> | <b>93.8%</b> | <b>170,458</b>  | <b>-0.6%</b> | <b>175,000</b> | <b>-11.2%</b> | <b>183,107</b> | <b>-13.5%</b> | <b>308</b> |
| Jan-20           | 8          | 100%        | 22           | 10%         | 0.36        | 106        | 25%         | 13.25            | 106       | 92.8%        | 169,100         | 4.3%         | 137,500        | 63.7%         | 138,750        | 13.8%         | 305        |
| Feb-20           | 5          | -58%        | 20           | 25%         | 0.25        | 109        | 35%         | 21.80            | 38        | 95.1%        | 160,300         | -0.1%        | 102,000        | -51.4%        | 125,440        | -42.5%        | 289        |
| Mar-20           | 15         | 88%         | 26           | -21%        | 0.58        | 109        | 14%         | 7.27             | 164       | 89.8%        | 153,700         | -9.6%        | 115,900        | -2.6%         | 118,920        | -21.5%        | 277        |
| Apr-20           | 11         | 57%         | 20           | -44%        | 0.55        | 108        | -10%        | 9.82             | 96        | 93.7%        | 154,200         | -6.4%        | 215,000        | 1.2%          | 194,673        | 7.2%          | 278        |
| May-20           | 9          | -40%        | 29           | -29%        | 0.31        | 116        | -15%        | 12.89            | 118       | 90.9%        | 156,600         | -10.5%       | 200,000        | 17.6%         | 187,611        | 7.8%          | 283        |
| Jun-20           | 20         | 67%         | 35           | 59%         | 0.57        | 121        | -5%         | 6.05             | 77        | 92.4%        | 163,800         | -6.6%        | 178,750        | 2.1%          | 184,370        | 15.3%         | 296        |
| Jul-20           | 18         | 100%        | 30           | 11%         | 0.60        | 116        | -13%        | 6.44             | 105       | 94.9%        | 160,500         | -7.7%        | 197,500        | 36.2%         | 233,183        | 15.6%         | 290        |
| Aug-20           | 20         | 300%        | 15           | -21%        | 1.33        | 101        | -23%        | 5.05             | 54        | 94.1%        | 168,300         | 0.4%         | 185,000        | 15.6%         | 190,158        | 12.6%         | 304        |
| Sep-20           | 9          | -25%        | 22           | -19%        | 0.41        | 104        | -13%        | 11.56            | 93        | 94.5%        | 168,700         | 1.3%         | 155,000        | -12.4%        | 201,222        | 13.6%         | 305        |
| Oct-20           | 12         | 0%          | 19           | -24%        | 0.63        | 99         | -12%        | 8.25             | 113       | 94.9%        | 175,400         | 2.2%         | 185,000        | 12.8%         | 195,917        | -4.8%         | 317        |
| Nov-20           | 14         | 180%        | 14           | -33%        | 1.00        | 84         | -26%        | 6.00             | 137       | 91.6%        | 171,600         | -4.4%        | 175,500        | 6.4%          | 179,679        | -4.7%         | 310        |
| Dec-20           | 18         | 200%        | 14           | 100%        | 1.29        | 60         | -41%        | 3.33             | 72        | 95.0%        | 171,300         | -4.1%        | 177,500        | -15.5%        | 178,411        | -16.0%        | 309        |
| <b>2020</b>      | <b>159</b> | <b>49%</b>  | <b>266</b>   | <b>-10%</b> | <b>0.60</b> | <b>103</b> | <b>-9%</b>  | <b>7.75</b>      | <b>98</b> | <b>93.4%</b> | <b>164,458</b>  | <b>-3.5%</b> | <b>170,000</b> | <b>-2.9%</b>  | <b>181,935</b> | <b>-0.6%</b>  | <b>297</b> |
| Jan-21           | 17         | 113%        | 22           | 0%          | 0.77        | 59         | -44%        | 3.47             | 77        | 90.8%        | 167,400         | -1.0%        | 123,000        | -10.5%        | 150,471        | 8.4%          | 302        |
| Feb-21           | 14         | 180%        | 18           | -10%        | 0.78        | 61         | -44%        | 4.36             | 96        | 93.8%        | 173,900         | 8.5%         | 160,000        | 56.9%         | 210,886        | 68.1%         | 314        |
| Mar-21           | 15         | 0%          | 41           | 58%         | 0.37        | 77         | -29%        | 5.13             | 47        | 95.1%        | 180,800         | 17.6%        | 185,000        | 59.6%         | 224,093        | 88.4%         | 326        |
| Apr-21           | 15         | 36%         | 40           | 100%        | 0.38        | 82         | -24%        | 5.47             | 68        | 95.4%        | 186,500         | 20.9%        | 217,000        | 0.9%          | 219,427        | 12.7%         | 337        |
| May-21           | 19         | 111%        | 19           | -34%        | 1.00        | 74         | -36%        | 3.89             | 72        | 94.4%        | 189,000         | 20.7%        | 195,000        | -2.5%         | 206,837        | 10.2%         | 341        |
| Jun-21           | 23         | 15%         | 49           | 40%         | 0.47        | 91         | -25%        | 3.96             | 34        | 96.2%        | 179,100         | 9.3%         | 198,000        | 10.8%         | 192,339        | 4.3%          | 323        |
| Jul-21           | 19         | 6%          | 24           | -20%        | 0.79        | 89         | -23%        | 4.68             | 53        | 93.3%        | 174,500         | 8.7%         | 155,000        | -21.5%        | 179,784        | -22.9%        | 315        |
| Aug-21           | 16         | -20%        | 22           | 47%         | 0.73        | 89         | -12%        | 5.56             | 52        | 95.0%        | 175,700         | 4.4%         | 177,500        | -4.1%         | 184,753        | -2.8%         | 317        |
| Sep-21           | 17         | 89%         | 30           | 36%         | 0.57        | 90         | -13%        | 5.29             | 53        | 95.7%        | 178,200         | 5.6%         | 172,000        | 11.0%         | 203,047        | 0.9%          | 322        |
| Oct-21           | 9          | -25%        | 19           | 0%          | 0.47        | 89         | -10%        | 9.89             | 107       | 94.7%        | 180,600         | 3.0%         | 221,000        | 19.5%         | 226,111        | 15.4%         | 326        |
| Nov-21           | 13         | -7%         | 17           | 21%         | 0.76        | 80         | -5%         | 6.15             | 87        | 95.9%        | 180,900         | 5.4%         | 172,000        | -2.0%         | 213,654        | 18.9%         | 327        |
| Dec-21           | 2          | -89%        | 12           | -14%        | 0.17        | 72         | 20%         | 36.00            | 60        | 84.6%        | 179,400         | 4.7%         | 93,000         | -47.6%        | 93,000         | -47.9%        | 324        |
| <b>2021</b>      | <b>179</b> | <b>13%</b>  | <b>313</b>   | <b>18%</b>  | <b>0.57</b> | <b>79</b>  | <b>-23%</b> | <b>5.32</b>      | <b>64</b> | <b>94.6%</b> | <b>178,833</b>  | <b>8.7%</b>  | <b>177,000</b> | <b>4.1%</b>   | <b>197,425</b> | <b>8.5%</b>   | <b>323</b> |
| Jan-22           | 5          | -71%        | 16           | -27%        | 0.31        | 69         | 17%         | 13.80            | 51        | 90.6%        | 178,300         | 6.5%         | 153,500        | 24.8%         | 158,400        | 5.3%          | 322        |
| Feb-22           | 15         | 7%          | 31           | 72%         | 0.48        | 79         | 30%         | 5.27             | 66        | 96.1%        | 180,800         | 4.0%         | 212,000        | 32.5%         | 229,472        | 8.8%          | 326        |
| Mar-22           | 18         | 20%         | 25           | -39%        | 0.72        | 80         | 4%          | 4.44             | 67        | 94.8%        | 183,900         | 1.7%         | 202,500        | 9.5%          | 223,472        | -0.3%         | 332        |
| Apr-22           | 17         | 13%         | 33           | -18%        | 0.52        | 82         | 0%          | 4.82             | 46        | 96.4%        | 187,800         | 0.7%         | 195,000        | -10.1%        | 210,741        | -4.0%         | 339        |
| May-22           | 17         | -11%        | 42           | 121%        | 0.40        | 96         | 30%         | 5.65             | 74        | 95.1%        | 183,300         | -3.0%        | 215,000        | 10.3%         | 237,344        | 14.7%         | 331        |
| Jun-22           | 23         | 0%          | 36           | -27%        | 0.64        | 96         | 5%          | 4.17             | 75        | 93.2%        | 180,300         | 0.7%         | 160,000        | -19.2%        | 164,100        | -14.7%        | 326        |
| Jul-22           | 18         | -5%         | 21           | -13%        | 0.86        | 90         | 1%          | 5.00             | 81        | 96.4%        | 179,000         | 2.6%         | 165,500        | 6.8%          | 176,861        | -1.6%         | 323        |
| Aug-22           | 16         | 0%          | 24           | 9%          | 0.67        | 89         | 0%          | 5.56             | 66        | 93.0%        | 180,700         | 2.8%         | 164,550        | -7.3%         | 167,952        | -9.1%         | 326        |
| Sep-22           | 14         | -18%        | 36           | 20%         | 0.39        | 99         | 10%         | 7.07             | 60        | 95.9%        | 180,800         | 1.5%         | 229,950        | 33.7%         | 230,450        | 13.5%         | 326        |
| Oct-22           | 10         | 11%         | 33           | 74%         | 0.30        | 96         | 8%          | 9.60             | 70        | 93.9%        | 179,900         | -0.4%        | 122,500        | -44.6%        | 133,750        | -40.8%        | 325        |
| Nov-22           | 17         | 31%         | 15           | -12%        | 1.13        | 85         | 6%          | 5.00             | 70        | 94.8%        | 183,600         | 1.5%         | 192,500        | 11.9%         | 179,012        | -16.2%        | 331        |
| Dec-22           | 9          | 350%        | 11           | -8%         | 0.82        | 75         | 4%          | 8.33             | 57        | 93.2%        | 172,900         | -3.6%        | 135,000        | 45.2%         | 152,467        | 63.9%         | 312        |
| <b>2022</b>      | <b>179</b> | <b>0%</b>   | <b>323</b>   | <b>3%</b>   | <b>0.55</b> | <b>86</b>  | <b>9%</b>   | <b>5.79</b>      | <b>67</b> | <b>94.8%</b> | <b>180,942</b>  | <b>1.2%</b>  | <b>184,900</b> | <b>4.5%</b>   | <b>192,728</b> | <b>-2.4%</b>  | <b>327</b> |
| Jan-23           | 11         | 120%        | 23           | 44%         | 0.48        | 82         | 19%         | 7.45             | 57        | 95.3%        | 165,700         | -7.1%        | 138,500        | -9.8%         | 144,582        | -8.7%         | 299        |
| Feb-23           |            |             |              |             |             |            |             |                  |           |              |                 |              |                |               |                |               |            |
| Mar-23           |            |             |              |             |             |            |             |                  |           |              |                 |              |                |               |                |               |            |
| Apr-23           |            |             |              |             |             |            |             |                  |           |              |                 |              |                |               |                |               |            |
| May-23           |            |             |              |             |             |            |             |                  |           |              |                 |              |                |               |                |               |            |
| Jun-23           |            |             |              |             |             |            |             |                  |           |              |                 |              |                |               |                |               |            |
| Jul-23           |            |             |              |             |             |            |             |                  |           |              |                 |              |                |               |                |               |            |
| Aug-23           |            |             |              |             |             |            |             |                  |           |              |                 |              |                |               |                |               |            |
| Sep-23           |            |             |              |             |             |            |             |                  |           |              |                 |              |                |               |                |               |            |
| Oct-23           |            |             |              |             |             |            |             |                  |           |              |                 |              |                |               |                |               |            |
| Nov-23           |            |             |              |             |             |            |             |                  |           |              |                 |              |                |               |                |               |            |
| Dec-23           |            |             |              |             |             |            |             |                  |           |              |                 |              |                |               |                |               |            |
| <b>2023</b>      | <b>11</b>  | <b>120%</b> | <b>23</b>    | <b>44%</b>  | <b>0.48</b> | <b>82</b>  | <b>19%</b>  | <b>7.45</b>      | <b>57</b> | <b>95.3%</b> | <b>165,700</b>  | <b>-7.1%</b> | <b>138,500</b> | <b>-9.8%</b>  | <b>144,582</b> | <b>-8.7%</b>  | <b>299</b> |



## Monthly Sales Comparison



### SALES

**35**

9.4% Y/Y ↑ 9.4% YTD ↑  
10-year average spread

8.4% YTD ↑ 8.4% YTD ↑

### NEW LISTINGS

**89**

29.0% Y/Y ↑ 29.0% YTD ↑  
10-year average spread

4.4% YTD ↓ 4.4% YTD ↓

### INVENTORY

**472**

5.0% Y/Y ↓ 18.6% YTD ↓  
10-year average spread

Monthly trend\* →

### MONTHS OF SUPPLY

**13.49**

13.2% Y/Y ↓ 31.2% YTD ↓  
10-year average spread

Monthly trend\* →



## TOTAL RESIDENTIAL AVERAGE PRICE

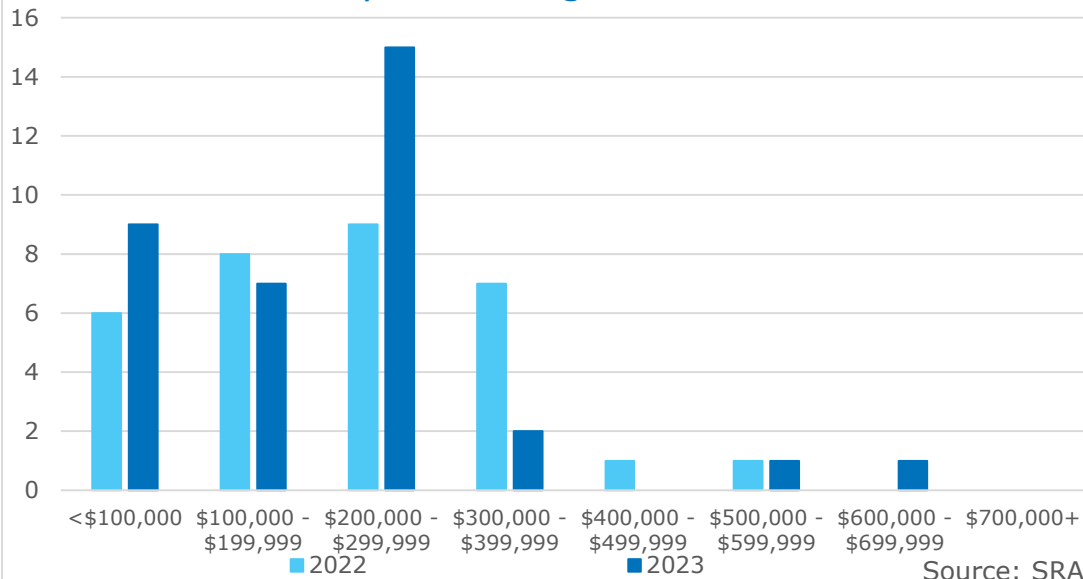
**\$ 204,440**

7.7% Y/Y ↓

Monthly trend\* →

## Residential Sales by Price Range

YTD-JAN



## January 2023

|                          | Sales     |           | New Listings |            | Inventory  |            | S/NL       | Months of Supply |             | DOM       | Average Price    |            |
|--------------------------|-----------|-----------|--------------|------------|------------|------------|------------|------------------|-------------|-----------|------------------|------------|
|                          | Actual    | Y/Y%      | Actual       | Y/Y%       | Actual     | Y/Y%       | Ratio      | Actual           | Y/Y%        | Actual    | Actual           | Y/Y%       |
| Detached                 | 26        | 18%       | 73           | 62%        | 348        | -4%        | 36%        | 13.38            | -18%        | 103       | \$193,573        | -3%        |
| Attached                 | 3         | 50%       | 4            | 100%       | 32         | 14%        | 75%        | 10.67            | -24%        | 63        | \$240,000        | -10%       |
| Apartment                | 1         | 0%        | 4            | -20%       | 28         | 0%         | 25%        | 28.00            | 0%          | 9         | \$180,000        | -24%       |
| Acreage                  | 4         | -33%      | 5            | -58%       | 41         | -18%       | 80%        | 10.25            | 23%         | 86        | \$300,375        | 0%         |
| Mobile                   | 1         | 0%        | 3            | -40%       | 23         | -23%       | 33%        | 23.00            | -23%        | 108       | \$21,000         | -83%       |
| <b>Total Residential</b> | <b>35</b> | <b>9%</b> | <b>89</b>    | <b>29%</b> | <b>472</b> | <b>-5%</b> | <b>39%</b> | <b>13.49</b>     | <b>-13%</b> | <b>95</b> | <b>\$204,440</b> | <b>-8%</b> |

## 10-Year Averages

|                   | Sales |       | New Listings |       | Inventory |       | S/NL | Months of Supply |       | DOM | Average Price |       |
|-------------------|-------|-------|--------------|-------|-----------|-------|------|------------------|-------|-----|---------------|-------|
|                   | Avg   | %Diff | Avg          | %Diff | Avg       | %Diff | Avg  | Avg              | %Diff | Avg | Avg           | %Diff |
| Total Residential | 32    | 8%    | 93           | -4%   | 580       | -19%  | 35%  | 19.60            | -31%  | 104 | \$193,263     | 6%    |

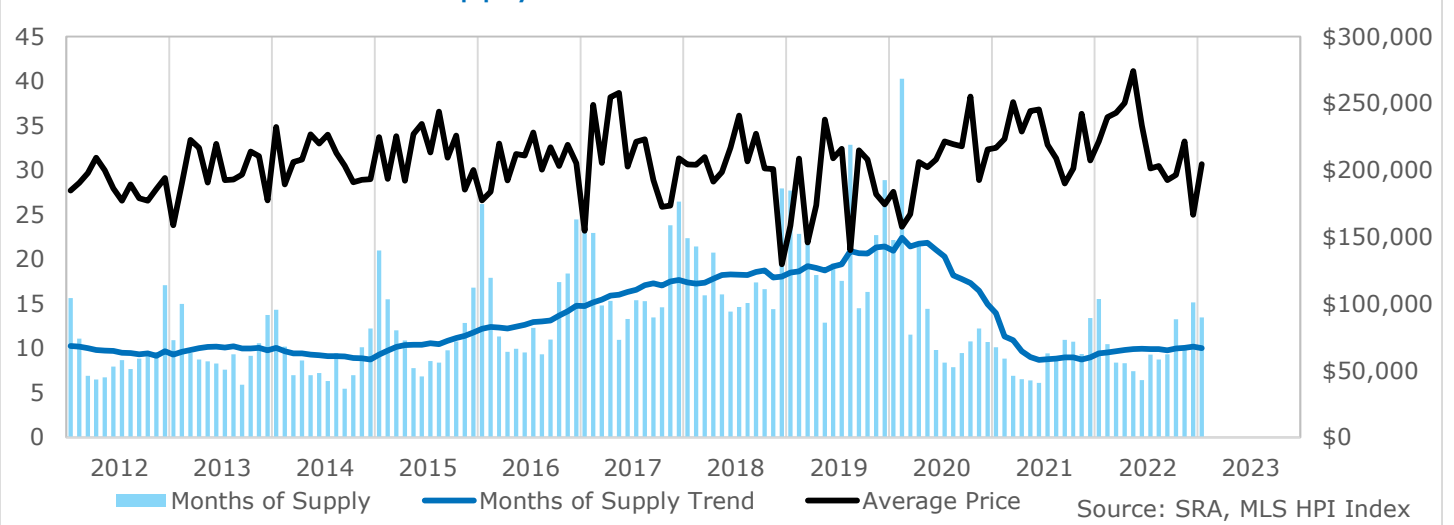
## Year-to-Date January 2023

|                          | Sales     |           | New Listings |            | Inventory  |            | S/NL       | Months of Supply |             | DOM       | Average Price    |            |
|--------------------------|-----------|-----------|--------------|------------|------------|------------|------------|------------------|-------------|-----------|------------------|------------|
|                          | Actual    | Y/Y%      | Actual       | Y/Y%       | Actual     | Y/Y%       | Ratio      | Actual           | Y/Y%        | Actual    | Actual           | Y/Y%       |
| Detached                 | 26        | 18%       | 73           | 62%        | 348        | -4%        | 36%        | 13.38            | -18%        | 103       | \$193,573        | -3%        |
| Attached                 | 3         | 50%       | 4            | 100%       | 32         | 14%        | 75%        | 10.67            | -24%        | 63        | \$240,000        | -10%       |
| Apartment                | 1         | 0%        | 4            | -20%       | 28         | 0%         | 25%        | 28.00            | 0%          | 9         | \$180,000        | -24%       |
| Acreage                  | 4         | -33%      | 5            | -58%       | 41         | -18%       | 80%        | 10.25            | 23%         | 86        | \$300,375        | 0%         |
| Mobile                   | 1         | 0%        | 3            | -40%       | 23         | -23%       | 33%        | 23.00            | -23%        | 108       | \$21,000         | -83%       |
| <b>Total Residential</b> | <b>35</b> | <b>9%</b> | <b>89</b>    | <b>29%</b> | <b>472</b> | <b>-5%</b> | <b>39%</b> | <b>13.49</b>     | <b>-13%</b> | <b>95</b> | <b>\$204,440</b> | <b>-8%</b> |

## 10-Year Averages

|                   | Sales |       | New Listings |       | Inventory |       | S/NL | Months of Supply |       | DOM | Average Price |       |
|-------------------|-------|-------|--------------|-------|-----------|-------|------|------------------|-------|-----|---------------|-------|
|                   | Avg   | %Diff | Avg          | %Diff | Avg       | %Diff | Avg  | Avg              | %Diff | Avg | Avg           | %Diff |
| Total Residential | 32    | 8%    | 93           | -4%   | 580       | -19%  | 35%  | 19.60            | -31%  | 104 | \$193,263     | 6%    |

## Residential Months of Supply and Price



| NORTH BATTLEFORD REGION |            |             |              |             |             |            |            |                  |            |              |                |               |                |              |
|-------------------------|------------|-------------|--------------|-------------|-------------|------------|------------|------------------|------------|--------------|----------------|---------------|----------------|--------------|
|                         | Sales      | Y/Y%        | New Listings | Y/Y%        | S/NL Ratio  | Inventory  | Y/Y%       | Months of Supply | DOM        | SP/LP        | Median Price   | Y/Y%          | Average Price  | Y/Y%         |
| Jan-13                  | 47         | 57%         | 91           | -24%        | 0.52        | 513        | 9%         | 10.91            | 117        | 93.5%        | 153,500        | -2.7%         | 158,860        | -14.0%       |
| Feb-13                  | 35         | -20%        | 78           | -26%        | 0.45        | 525        | 8%         | 15.00            | 108        | 94.9%        | 165,000        | -10.8%        | 189,977        | -0.2%        |
| Mar-13                  | 56         | -24%        | 117          | -25%        | 0.48        | 531        | 4%         | 9.48             | 82         | 94.3%        | 189,000        | 4.3%          | 222,648        | 12.6%        |
| Apr-13                  | 68         | -20%        | 189          | 7%          | 0.36        | 595        | 8%         | 8.75             | 73         | 94.3%        | 210,000        | 1.9%          | 216,678        | 3.5%         |
| May-13                  | 82         | -10%        | 237          | 15%         | 0.35        | 700        | 14%        | 8.54             | 63         | 95.3%        | 179,500        | -7.9%         | 190,656        | -4.7%        |
| Jun-13                  | 85         | 9%          | 171          | 3%          | 0.50        | 705        | 14%        | 8.29             | 72         | 96.0%        | 185,000        | 0.0%          | 219,654        | 17.9%        |
| Jul-13                  | 91         | 21%         | 159          | 5%          | 0.57        | 692        | 6%         | 7.60             | 69         | 95.1%        | 199,000        | 17.8%         | 192,614        | 8.8%         |
| Aug-13                  | 73         | -12%        | 133          | -4%         | 0.55        | 681        | 7%         | 9.33             | 530        | 95.2%        | 158,000        | 0.7%          | 193,045        | 1.9%         |
| Sep-13                  | 104        | 51%         | 127          | 10%         | 0.82        | 614        | 1%         | 5.90             | 77         | 95.0%        | 169,950        | 2.4%          | 196,702        | 9.9%         |
| Oct-13                  | 63         | 3%          | 117          | -9%         | 0.54        | 578        | 0%         | 9.17             | 78         | 94.6%        | 170,000        | 7.6%          | 213,857        | 20.7%        |
| Nov-13                  | 51         | -6%         | 82           | 1%          | 0.62        | 540        | 4%         | 10.59            | 68         | 95.0%        | 210,000        | 14.9%         | 210,443        | 13.3%        |
| Dec-13                  | 35         | 17%         | 58           | -28%        | 0.60        | 481        | -6%        | 13.74            | 85         | 94.5%        | 155,000        | -18.8%        | 177,316        | -8.6%        |
| <b>2013</b>             | <b>790</b> | <b>2%</b>   | <b>1,559</b> | <b>-4%</b>  | <b>0.51</b> | <b>596</b> | <b>6%</b>  | <b>9.06</b>      | <b>120</b> | <b>94.9%</b> | <b>180,000</b> | <b>1.4%</b>   | <b>200,141</b> | <b>5.3%</b>  |
| Jan-14                  | 35         | -26%        | 96           | 5%          | 0.36        | 502        | -2%        | 14.34            | 94         | 95.2%        | 245,000        | 59.6%         | 232,280        | 46.2%        |
| Feb-14                  | 50         | 43%         | 92           | 18%         | 0.54        | 509        | -3%        | 10.18            | 86         | 94.7%        | 182,750        | 10.8%         | 189,349        | -0.3%        |
| Mar-14                  | 74         | 32%         | 129          | 10%         | 0.57        | 516        | -3%        | 6.97             | 81         | 94.2%        | 179,950        | -4.8%         | 206,038        | -7.5%        |
| Apr-14                  | 66         | -3%         | 160          | -15%        | 0.41        | 570        | -4%        | 8.64             | 64         | 95.6%        | 204,000        | -2.9%         | 207,935        | -4.0%        |
| May-14                  | 90         | 10%         | 238          | 0%          | 0.38        | 628        | -10%       | 6.98             | 62         | 95.0%        | 213,750        | 19.1%         | 226,894        | 19.0%        |
| Jun-14                  | 88         | 4%          | 166          | -3%         | 0.53        | 637        | -10%       | 7.24             | 68         | 94.8%        | 180,000        | -2.7%         | 220,020        | 0.2%         |
| Jul-14                  | 99         | 9%          | 177          | 11%         | 0.56        | 626        | -10%       | 6.32             | 85         | 94.6%        | 195,000        | -2.0%         | 226,476        | 17.6%        |
| Aug-14                  | 68         | -7%         | 145          | 9%          | 0.47        | 643        | -6%        | 9.46             | 74         | 96.0%        | 201,500        | 27.5%         | 212,910        | 10.3%        |
| Sep-14                  | 106        | 2%          | 137          | 8%          | 0.77        | 579        | -6%        | 5.46             | 72         | 94.8%        | 177,500        | 4.4%          | 203,451        | 3.4%         |
| Oct-14                  | 75         | 19%         | 99           | -15%        | 0.76        | 523        | -10%       | 6.97             | 75         | 90.1%        | 172,500        | 1.5%          | 190,997        | -10.7%       |
| Nov-14                  | 47         | -8%         | 69           | -16%        | 0.68        | 476        | -12%       | 10.13            | 85         | 94.0%        | 165,000        | -21.4%        | 192,802        | -8.4%        |
| Dec-14                  | 36         | 3%          | 53           | -9%         | 0.68        | 440        | -9%        | 12.22            | 67         | 94.6%        | 182,500        | 17.7%         | 193,367        | 9.1%         |
| <b>2014</b>             | <b>834</b> | <b>6%</b>   | <b>1,561</b> | <b>0%</b>   | <b>0.53</b> | <b>554</b> | <b>-7%</b> | <b>7.97</b>      | <b>75</b>  | <b>94.5%</b> | <b>190,500</b> | <b>5.8%</b>   | <b>210,027</b> | <b>4.9%</b>  |
| Jan-15                  | 22         | -37%        | 91           | -5%         | 0.24        | 462        | -8%        | 21.00            | 75         | 95.1%        | 226,500        | -7.6%         | 224,659        | -3.3%        |
| Feb-15                  | 31         | -38%        | 94           | 2%          | 0.33        | 481        | -6%        | 15.52            | 89         | 95.2%        | 208,000        | 13.8%         | 193,419        | 2.1%         |
| Mar-15                  | 46         | -38%        | 167          | 29%         | 0.28        | 553        | 7%         | 12.02            | 77         | 95.9%        | 213,500        | 18.6%         | 225,493        | 9.4%         |
| Apr-15                  | 56         | -15%        | 165          | 3%          | 0.34        | 610        | 7%         | 10.89            | 73         | 93.4%        | 190,000        | -6.9%         | 192,025        | -7.7%        |
| May-15                  | 85         | -6%         | 197          | -17%        | 0.43        | 661        | 5%         | 7.78             | 73         | 95.2%        | 218,900        | 2.4%          | 226,994        | 0.0%         |
| Jun-15                  | 98         | 11%         | 179          | 8%          | 0.55        | 672        | 5%         | 6.86             | 59         | 94.8%        | 211,000        | 17.2%         | 234,617        | 6.6%         |
| Jul-15                  | 80         | -19%        | 174          | -2%         | 0.46        | 687        | 10%        | 8.59             | 78         | 94.9%        | 178,500        | -8.5%         | 213,331        | -5.8%        |
| Aug-15                  | 84         | 24%         | 169          | 17%         | 0.50        | 706        | 10%        | 8.40             | 79         | 94.7%        | 230,000        | 14.1%         | 243,786        | 14.5%        |
| Sep-15                  | 70         | -34%        | 161          | 18%         | 0.43        | 685        | 18%        | 9.79             | 83         | 94.9%        | 200,500        | 13.0%         | 209,459        | 3.0%         |
| Oct-15                  | 60         | -20%        | 102          | 3%          | 0.59        | 646        | 24%        | 10.77            | 71         | 93.6%        | 180,000        | 4.3%          | 225,790        | 18.2%        |
| Nov-15                  | 48         | 2%          | 103          | 49%         | 0.47        | 617        | 30%        | 12.85            | 68         | 93.3%        | 171,000        | 3.6%          | 185,427        | -3.8%        |
| Dec-15                  | 34         | -6%         | 59           | 11%         | 0.58        | 572        | 30%        | 16.82            | 74         | 95.2%        | 210,000        | 15.1%         | 200,221        | 3.5%         |
| <b>2015</b>             | <b>714</b> | <b>-14%</b> | <b>1,661</b> | <b>6%</b>   | <b>0.43</b> | <b>613</b> | <b>11%</b> | <b>10.30</b>     | <b>74</b>  | <b>94.7%</b> | <b>205,000</b> | <b>7.6%</b>   | <b>218,226</b> | <b>3.9%</b>  |
| Jan-16                  | 22         | 0%          | 77           | -15%        | 0.29        | 576        | 25%        | 26.18            | 120        | 92.7%        | 160,000        | -29.4%        | 177,377        | -21.0%       |
| Feb-16                  | 33         | 6%          | 120          | 28%         | 0.28        | 591        | 23%        | 17.91            | 94         | 92.9%        | 156,000        | -25.0%        | 183,785        | -5.0%        |
| Mar-16                  | 57         | 24%         | 171          | 2%          | 0.33        | 645        | 17%        | 11.32            | 102        | 93.5%        | 185,000        | -13.3%        | 197,864        | -2.5%        |
| Apr-16                  | 74         | 32%         | 210          | 27%         | 0.35        | 711        | 17%        | 9.61             | 91         | 93.2%        | 170,000        | -10.5%        | 192,362        | 0.2%         |
| May-16                  | 76         | -11%        | 204          | 4%          | 0.37        | 756        | 14%        | 9.95             | 85         | 95.4%        | 180,000        | -17.8%        | 212,134        | -6.5%        |
| Jun-16                  | 81         | -17%        | 191          | 7%          | 0.42        | 773        | 15%        | 9.54             | 69         | 94.4%        | 195,000        | -7.6%         | 210,895        | -10.1%       |
| Jul-16                  | 63         | -21%        | 164          | -6%         | 0.38        | 775        | 13%        | 12.30            | 70         | 95.0%        | 217,000        | 21.6%         | 228,165        | 7.0%         |
| Aug-16                  | 83         | -1%         | 180          | 7%          | 0.46        | 774        | 10%        | 9.33             | 74         | 93.5%        | 190,000        | -17.4%        | 200,403        | -17.8%       |
| Sep-16                  | 69         | -1%         | 149          | -7%         | 0.46        | 758        | 11%        | 10.99            | 90         | 95.0%        | 180,000        | -10.2%        | 217,239        | 3.7%         |
| Oct-16                  | 40         | -33%        | 100          | -2%         | 0.40        | 697        | 8%         | 17.43            | 120        | 97.6%        | 180,000        | 0.0%          | 203,090        | -10.1%       |
| Nov-16                  | 36         | -25%        | 97           | -6%         | 0.37        | 663        | 7%         | 18.42            | 99         | 93.0%        | 202,250        | 18.3%         | 218,931        | 18.1%        |
| Dec-16                  | 25         | -26%        | 80           | 36%         | 0.31        | 612        | 7%         | 24.48            | 95         | 93.4%        | 180,000        | -14.3%        | 205,112        | 2.4%         |
| <b>2016</b>             | <b>659</b> | <b>-8%</b>  | <b>1,743</b> | <b>5%</b>   | <b>0.38</b> | <b>694</b> | <b>13%</b> | <b>12.64</b>     | <b>88</b>  | <b>94.3%</b> | <b>184,000</b> | <b>-10.2%</b> | <b>207,996</b> | <b>-4.7%</b> |
| Jan-17                  | 25         | 14%         | 107          | 39%         | 0.23        | 641        | 11%        | 25.64            | 83         | 94.3%        | 180,000        | 12.5%         | 154,628        | -12.8%       |
| Feb-17                  | 30         | -9%         | 132          | 10%         | 0.23        | 689        | 17%        | 22.97            | 95         | 93.4%        | 204,000        | 30.8%         | 248,980        | 35.5%        |
| Mar-17                  | 51         | -11%        | 185          | 8%          | 0.28        | 756        | 17%        | 14.82            | 88         | 94.9%        | 210,000        | 13.5%         | 205,486        | -6.5%        |
| Apr-17                  | 53         | -28%        | 189          | -10%        | 0.28        | 813        | 14%        | 15.34            | 90         | 94.9%        | 215,000        | 26.5%         | 254,611        | 32.4%        |
| May-17                  | 82         | 8%          | 231          | 13%         | 0.35        | 899        | 19%        | 10.96            | 78         | 95.0%        | 235,500        | 30.8%         | 257,907        | 21.6%        |
| Jun-17                  | 71         | -12%        | 208          | 9%          | 0.34        | 943        | 22%        | 13.28            | 89         | 94.3%        | 175,000        | -10.3%        | 202,776        | -3.8%        |
| Jul-17                  | 60         | -5%         | 144          | -12%        | 0.42        | 925        | 19%        | 15.42            | 71         | 93.5%        | 213,000        | -1.8%         | 221,255        | -3.0%        |
| Aug-17                  | 59         | -29%        | 156          | -13%        | 0.38        | 903        | 17%        | 15.31            | 105        | 94.1%        | 189,000        | -0.5%         | 223,081        | 11.3%        |
| Sep-17                  | 62         | -10%        | 124          | -17%        | 0.50        | 836        | 10%        | 13.48            | 78         | 93.3%        | 165,875        | -7.8%         | 192,517        | -11.4%       |
| Oct-17                  | 53         | 33%         | 99           | -1%         | 0.54        | 774        | 11%        | 14.60            | 83         | 92.4%        | 152,000        | -15.6%        | 172,489        | -15.1%       |
| Nov-17                  | 31         | -14%        | 100          | 3%          | 0.31        | 738        | 11%        | 23.81            | 126        | 92.4%        | 146,000        | -27.8%        | 173,516        | -20.7%       |
| Dec-17                  | 26         | 4%          | 69           | -14%        | 0.38        | 688        | 12%        | 26.46            | 111        | 93.3%        | 218,500        | 21.4%         | 208,886        | 1.8%         |
| <b>2017</b>             | <b>603</b> | <b>-8%</b>  | <b>1,744</b> | <b>0%</b>   | <b>0.35</b> | <b>800</b> | <b>15%</b> | <b>15.93</b>     | <b>89</b>  | <b>94.0%</b> | <b>185,000</b> | <b>0.5%</b>   | <b>214,229</b> | <b>3.0%</b>  |
| Jan-18                  | 32         | 28%         | 117          | 9%          | 0.27        | 716        | 12%        | 22.38            | 93         | 93.3%        | 174,250        | -3.2%         | 204,369        | 32.2%        |
| Feb-18                  | 33         | 10%         | 106          | -20%        | 0.31        | 707        | 3%         | 21.42            | 75         | 94.0%        | 183,200        | -10.2%        | 204,009        | -18.1%       |
| Mar-18                  | 47         | -8%         | 178          | -4%         | 0.26        | 750        | -1%        | 15.96            | 108        | 93.2%        | 185,000        | -11.9%        | 209,702        | 2.1%         |
| Apr-18                  | 38         | -28%        | 174          | -8%         | 0.22        | 789        | -3%        | 20.76            | 136        | 92.9%        | 193,000        | -10.2%        | 191,357        | -24.8%       |
| May-18                  | 53         | -35%        | 189          | -18%        | 0.28        | 851        | -5%        | 16.06            | 124        | 93.1%        | 180,000        | -23.6%        | 198,514        | -23.0%       |
| Jun-18                  | 61         | -14%        | 187          | -10%        | 0.33        | 861        | -9%        | 14.11            | 82         | 94.2%        | 225,000        | 28.6%         | 216,921        | 7.0%         |
| Jul-18                  | 61         | 2%          | 157          | 9%          | 0.39        | 894        | -3%        | 14.66            | 88         | 93.5%        | 220,000        | 3.3%          | 240,924        | 8.9%         |
| Aug-18                  | 57         | -3%         | 117          | -25%        | 0.49        | 860        | -5%        | 15.09            | 91         | 93.9%        | 190,000        | 0.5%          | 206,525        | -7.4%        |
| Sep-18                  | 46         | -26%        | 111          | -10%        | 0.41        | 801        | -4%        | 17.41            | 103        | 93.0%        | 200,000        | 20.6%         | 227,246        | 18.0%        |
| Oct-18                  | 43         | -19%        | 90           | -9%         | 0.48        | 716        | -7%        | 16.65            | 101        | 92.9%        | 185,000        | 21.7%         | 201,360        | 16.7%        |
| Nov-18                  | 46         | 48%         | 93           | -7%         | 0.49        | 662        | -10%       | 14.39            | 123        | 92.8%        | 192,500        | 31.8%         | 200,728        | 15.7%        |
| Dec-18                  | 22         | -15%        | 52           | -25%        | 0.42        | 615        | -11%       | 27.95            | 125        | 90.7%        | 100,000        | -54.2%        | 129,550        | -38.0%       |
| <b>2018</b>             | <b>539</b> | <b>-11%</b> | <b>1,571</b> | <b>-10%</b> | <b>0.34</b> | <b>769</b> | <b>-4%</b> | <b>17.11</b>     | <b>103</b> | <b>93.3%</b> | <b>190,000</b> | <b>2.7%</b>   | <b>207,452</b> | <b>-3.2%</b> |

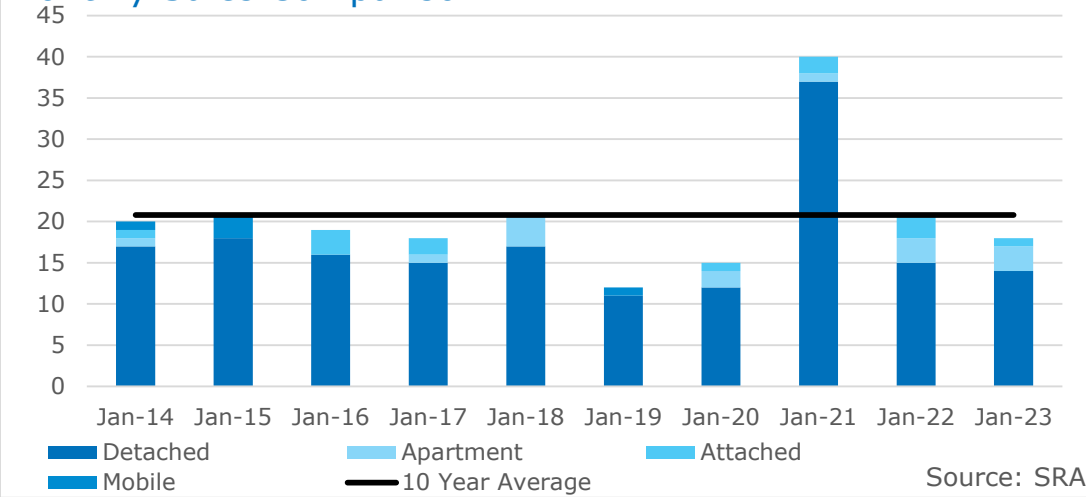
| NORTH BATTLEFORD REGION |            |             |              |             |             |            |             |                  |            |              |                |              |                |              |
|-------------------------|------------|-------------|--------------|-------------|-------------|------------|-------------|------------------|------------|--------------|----------------|--------------|----------------|--------------|
|                         | Sales      | Y/Y%        | New Listings | Y/Y%        | S/NL Ratio  | Inventory  | Y/Y%        | Months of Supply | DOM        | SP/LP        | Median Price   | Y/Y%         | Average Price  | Y/Y%         |
| Jan-19                  | 23         | -28%        | 95           | -19%        | 0.24        | 637        | -11%        | 27.70            | 114        | 92.6%        | 130,000        | -25.4%       | 158,504        | -22.4%       |
| Feb-19                  | 28         | -15%        | 80           | -25%        | 0.35        | 640        | -9%         | 22.86            | 99         | 98.8%        | 199,000        | 8.6%         | 208,711        | 2.3%         |
| Mar-19                  | 30         | -36%        | 146          | -18%        | 0.21        | 694        | -7%         | 23.13            | 125        | 92.4%        | 133,500        | -27.8%       | 145,843        | -30.5%       |
| Apr-19                  | 42         | 11%         | 169          | -3%         | 0.25        | 765        | -3%         | 18.21            | 110        | 92.8%        | 147,500        | -23.6%       | 173,802        | -9.2%        |
| May-19                  | 64         | 21%         | 203          | 7%          | 0.32        | 825        | -3%         | 12.89            | 88         | 93.9%        | 229,000        | 27.2%        | 237,878        | 19.8%        |
| Jun-19                  | 44         | -28%        | 162          | -13%        | 0.27        | 858        | 0%          | 19.50            | 103        | 92.5%        | 182,500        | -18.9%       | 208,932        | -3.7%        |
| Jul-19                  | 49         | -20%        | 135          | -14%        | 0.36        | 861        | -4%         | 17.57            | 73         | 93.8%        | 220,000        | 0.0%         | 215,981        | -10.4%       |
| Aug-19                  | 27         | -53%        | 137          | 17%         | 0.20        | 887        | 3%          | 32.85            | 92         | 91.2%        | 119,250        | -37.2%       | 140,250        | -32.1%       |
| Sep-19                  | 59         | 28%         | 123          | 11%         | 0.48        | 856        | 7%          | 14.51            | 107        | 92.0%        | 199,000        | -0.5%        | 214,946        | -5.4%        |
| Oct-19                  | 50         | 16%         | 118          | 31%         | 0.42        | 816        | 14%         | 16.32            | 107        | 92.8%        | 205,000        | 10.8%        | 208,054        | 3.3%         |
| Nov-19                  | 33         | -28%        | 87           | -6%         | 0.38        | 749        | 13%         | 22.70            | 121        | 92.9%        | 165,000        | -14.3%       | 182,091        | -9.3%        |
| Dec-19                  | 25         | 14%         | 66           | 27%         | 0.38        | 722        | 17%         | 28.88            | 109        | 92.3%        | 185,400        | 85.4%        | 174,472        | 34.7%        |
| <b>2019</b>             | <b>474</b> | <b>-12%</b> | <b>1,521</b> | <b>-3%</b>  | <b>0.31</b> | <b>776</b> | <b>1%</b>   | <b>19.64</b>     | <b>102</b> | <b>93.2%</b> | <b>190,000</b> | <b>0.0%</b>  | <b>197,061</b> | <b>-5.0%</b> |
| Jan-20                  | 33         | 43%         | 101          | 6%          | 0.33        | 731        | 15%         | 22.15            | 115        | 93.6%        | 160,000        | 23.1%        | 183,845        | 16.0%        |
| Feb-20                  | 19         | -32%        | 107          | 34%         | 0.18        | 765        | 20%         | 40.26            | 82         | 93.7%        | 130,000        | -34.7%       | 157,668        | -24.5%       |
| Mar-20                  | 66         | 120%        | 117          | -20%        | 0.56        | 761        | 10%         | 11.53            | 143        | 91.7%        | 134,900        | 1.0%         | 167,150        | 14.6%        |
| Apr-20                  | 35         | -17%        | 94           | -44%        | 0.37        | 756        | -1%         | 21.60            | 102        | 93.3%        | 215,000        | 45.8%        | 206,134        | 18.6%        |
| May-20                  | 54         | -16%        | 148          | -27%        | 0.36        | 780        | -5%         | 14.44            | 118        | 92.9%        | 175,000        | -23.6%       | 202,304        | -15.0%       |
| Jun-20                  | 79         | 80%         | 162          | 0%          | 0.49        | 776        | -10%        | 9.82             | 96         | 93.4%        | 181,500        | -0.5%        | 208,038        | -0.4%        |
| Jul-20                  | 88         | 80%         | 135          | 0%          | 0.65        | 738        | -14%        | 8.39             | 121        | 92.6%        | 196,500        | -10.7%       | 221,459        | 2.5%         |
| Aug-20                  | 88         | 226%        | 133          | -3%         | 0.66        | 695        | -22%        | 7.90             | 101        | 94.2%        | 201,375        | 68.9%        | 219,508        | 56.5%        |
| Sep-20                  | 70         | 19%         | 110          | -11%        | 0.64        | 663        | -23%        | 9.47             | 107        | 94.1%        | 188,000        | -5.5%        | 217,783        | 1.3%         |
| Oct-20                  | 60         | 20%         | 116          | -2%         | 0.52        | 647        | -21%        | 10.78            | 112        | 93.2%        | 211,000        | 2.9%         | 255,060        | 22.6%        |
| Nov-20                  | 50         | 52%         | 84           | -3%         | 0.60        | 611        | -18%        | 12.22            | 114        | 93.1%        | 176,501        | 7.0%         | 192,644        | 5.8%         |
| Dec-20                  | 51         | 104%        | 59           | -11%        | 0.86        | 546        | -24%        | 10.71            | 93         | 95.4%        | 195,000        | 5.2%         | 215,591        | 23.6%        |
| <b>2020</b>             | <b>693</b> | <b>46%</b>  | <b>1,366</b> | <b>-10%</b> | <b>0.51</b> | <b>706</b> | <b>-9%</b>  | <b>12.22</b>     | <b>110</b> | <b>93.4%</b> | <b>183,500</b> | <b>-3.4%</b> | <b>208,729</b> | <b>5.9%</b>  |
| Jan-21                  | 52         | 58%         | 87           | -14%        | 0.60        | 527        | -28%        | 10.13            | 104        | 94.1%        | 179,000        | 11.9%        | 216,594        | 17.8%        |
| Feb-21                  | 57         | 200%        | 90           | -16%        | 0.63        | 505        | -34%        | 8.86             | 136        | 94.4%        | 220,000        | 69.2%        | 223,484        | 41.7%        |
| Mar-21                  | 81         | 23%         | 176          | 50%         | 0.46        | 559        | -27%        | 6.90             | 84         | 95.7%        | 220,000        | 63.1%        | 250,923        | 50.1%        |
| Apr-21                  | 92         | 163%        | 201          | 114%        | 0.46        | 603        | -20%        | 6.55             | 90         | 95.1%        | 222,000        | 3.3%         | 228,965        | 11.1%        |
| May-21                  | 95         | 76%         | 142          | -4%         | 0.67        | 607        | -22%        | 6.39             | 100        | 94.4%        | 227,000        | 29.7%        | 244,178        | 20.7%        |
| Jun-21                  | 102        | 29%         | 170          | 5%          | 0.60        | 626        | -19%        | 6.14             | 76         | 95.6%        | 210,000        | 15.7%        | 245,438        | 18.0%        |
| Jul-21                  | 69         | -22%        | 131          | -3%         | 0.53        | 650        | -12%        | 9.42             | 82         | 93.9%        | 180,000        | -8.4%        | 219,097        | -1.1%        |
| Aug-21                  | 74         | -16%        | 119          | -11%        | 0.62        | 651        | -6%         | 8.80             | 92         | 94.1%        | 185,000        | -8.1%        | 208,827        | -4.9%        |
| Sep-21                  | 58         | -17%        | 110          | 0%          | 0.53        | 636        | -4%         | 10.97            | 86         | 95.2%        | 171,000        | -9.0%        | 190,026        | -12.7%       |
| Oct-21                  | 55         | -8%         | 88           | -24%        | 0.63        | 591        | -9%         | 10.75            | 121        | 93.8%        | 190,000        | -10.0%       | 201,339        | -21.1%       |
| Nov-21                  | 59         | 18%         | 89           | 6%          | 0.66        | 552        | -10%        | 9.36             | 105        | 95.4%        | 213,500        | 21.0%        | 242,285        | 25.8%        |
| Dec-21                  | 38         | -25%        | 55           | -7%         | 0.69        | 509        | -7%         | 13.39            | 94         | 94.5%        | 202,500        | 3.8%         | 207,213        | -3.9%        |
| <b>2021</b>             | <b>832</b> | <b>20%</b>  | <b>1,458</b> | <b>7%</b>   | <b>0.57</b> | <b>585</b> | <b>-17%</b> | <b>8.43</b>      | <b>95</b>  | <b>94.8%</b> | <b>199,950</b> | <b>9.0%</b>  | <b>226,512</b> | <b>8.5%</b>  |
| Jan-22                  | 32         | -38%        | 69           | -21%        | 0.46        | 497        | -6%         | 15.53            | 126        | 93.2%        | 228,750        | 27.8%        | 221,513        | 2.3%         |
| Feb-22                  | 50         | -12%        | 107          | 19%         | 0.47        | 523        | 4%          | 10.46            | 109        | 94.5%        | 243,500        | 10.7%        | 239,674        | 7.2%         |
| Mar-22                  | 61         | -25%        | 102          | -42%        | 0.60        | 513        | -8%         | 8.41             | 112        | 93.8%        | 219,900        | 0.0%         | 242,846        | -3.2%        |
| Apr-22                  | 65         | -29%        | 145          | -28%        | 0.45        | 541        | -10%        | 8.32             | 99         | 95.5%        | 230,000        | 3.6%         | 250,197        | 9.3%         |
| May-22                  | 82         | -14%        | 198          | 39%         | 0.41        | 609        | 0%          | 7.43             | 108        | 95.2%        | 243,500        | 7.3%         | 274,197        | 12.3%        |
| Jun-22                  | 94         | -8%         | 154          | -9%         | 0.61        | 604        | -4%         | 6.43             | 87         | 94.3%        | 213,000        | 1.4%         | 233,430        | -4.9%        |
| Jul-22                  | 67         | -3%         | 137          | 5%          | 0.49        | 622        | -4%         | 9.28             | 91         | 94.8%        | 169,000        | -6.1%        | 201,369        | -8.1%        |
| Aug-22                  | 65         | -12%        | 97           | -18%        | 0.67        | 569        | -13%        | 8.75             | 87         | 93.8%        | 205,500        | 11.1%        | 203,207        | -2.7%        |
| Sep-22                  | 62         | 7%          | 149          | 35%         | 0.42        | 579        | -9%         | 9.34             | 79         | 94.5%        | 189,950        | 11.1%        | 192,585        | 1.3%         |
| Oct-22                  | 42         | -24%        | 121          | 38%         | 0.35        | 557        | -6%         | 13.26            | 82         | 93.0%        | 157,000        | -17.4%       | 196,506        | -2.4%        |
| Nov-22                  | 49         | -17%        | 69           | -22%        | 0.71        | 484        | -12%        | 9.88             | 88         | 94.4%        | 196,000        | -8.2%        | 221,619        | -8.5%        |
| Dec-22                  | 30         | -21%        | 57           | 4%          | 0.53        | 455        | -11%        | 15.17            | 87         | 93.5%        | 124,250        | -38.6%       | 166,589        | -19.6%       |
| <b>2022</b>             | <b>699</b> | <b>-16%</b> | <b>1,405</b> | <b>-4%</b>  | <b>0.50</b> | <b>546</b> | <b>-7%</b>  | <b>9.37</b>      | <b>96</b>  | <b>94.4%</b> | <b>210,000</b> | <b>5.0%</b>  | <b>225,072</b> | <b>-0.6%</b> |
| Jan-23                  | 35         | 9%          | 89           | 29%         | 0.39        | 472        | -5%         | 13.49            | 95         | 93.7%        | 215,000        | -6.0%        | 204,440        | -7.7%        |
| Feb-23                  |            |             |              |             |             |            |             |                  |            |              |                |              |                |              |
| Mar-23                  |            |             |              |             |             |            |             |                  |            |              |                |              |                |              |
| Apr-23                  |            |             |              |             |             |            |             |                  |            |              |                |              |                |              |
| May-23                  |            |             |              |             |             |            |             |                  |            |              |                |              |                |              |
| Jun-23                  |            |             |              |             |             |            |             |                  |            |              |                |              |                |              |
| Jul-23                  |            |             |              |             |             |            |             |                  |            |              |                |              |                |              |
| Aug-23                  |            |             |              |             |             |            |             |                  |            |              |                |              |                |              |
| Sep-23                  |            |             |              |             |             |            |             |                  |            |              |                |              |                |              |
| Oct-23                  |            |             |              |             |             |            |             |                  |            |              |                |              |                |              |
| Nov-23                  |            |             |              |             |             |            |             |                  |            |              |                |              |                |              |
| Dec-23                  |            |             |              |             |             |            |             |                  |            |              |                |              |                |              |
| <b>2023</b>             | <b>35</b>  | <b>9%</b>   | <b>89</b>    | <b>29%</b>  | <b>0.39</b> | <b>472</b> | <b>-5%</b>  | <b>13.49</b>     | <b>95</b>  | <b>93.7%</b> | <b>215,000</b> | <b>-6.0%</b> | <b>204,440</b> | <b>-7.7%</b> |

| NORTH BATTLEFORD REGION |            |             |              |            |             |            |             |                  |            |              |                |               |                |              |
|-------------------------|------------|-------------|--------------|------------|-------------|------------|-------------|------------------|------------|--------------|----------------|---------------|----------------|--------------|
|                         | Sales      | Y/Y%        | New Listings | Y/Y%       | S/NL Ratio  | Inventory  | Y/Y%        | Months of Supply | DOM        | SP/LP        | Median Price   | Y/Y%          | Average Price  | Y/Y%         |
| Jan-13                  | 41         | 52%         | 80           | -22%       | 0.51        | 434        | 10%         | 10.59            | 119        | 93.5%        | 152,900        | -3.8%         | 158,888        | -16.2%       |
| Feb-13                  | 29         | -28%        | 64           | -31%       | 0.45        | 443        | 8%          | 15.28            | 109        | 95.0%        | 156,000        | -22.0%        | 190,759        | -5.3%        |
| Mar-13                  | 45         | -34%        | 98           | -28%       | 0.46        | 453        | 4%          | 10.07            | 74         | 93.8%        | 192,000        | 6.8%          | 233,831        | 19.6%        |
| Apr-13                  | 58         | -23%        | 160          | 6%         | 0.36        | 507        | 9%          | 8.74             | 69         | 94.1%        | 210,000        | -6.7%         | 215,607        | -2.1%        |
| May-13                  | 65         | -16%        | 207          | 15%        | 0.31        | 608        | 16%         | 9.35             | 60         | 94.5%        | 175,000        | -12.5%        | 184,729        | -11.2%       |
| Jun-13                  | 70         | 3%          | 145          | -2%        | 0.48        | 616        | 15%         | 8.80             | 64         | 96.1%        | 187,500        | 3.2%          | 216,383        | 17.7%        |
| Jul-13                  | 81         | 25%         | 134          | 6%         | 0.60        | 598        | 7%          | 7.38             | 67         | 95.1%        | 199,000        | 9.9%          | 191,669        | 4.5%         |
| Aug-13                  | 62         | -15%        | 110          | -13%       | 0.56        | 580        | 4%          | 9.35             | 613        | 95.5%        | 156,250        | -9.2%         | 193,045        | -2.2%        |
| Sep-13                  | 90         | 53%         | 114          | 13%        | 0.79        | 528        | -1%         | 5.87             | 76         | 95.4%        | 170,000        | 2.4%          | 196,980        | 9.6%         |
| Oct-13                  | 49         | -11%        | 94           | -6%        | 0.52        | 496        | 1%          | 10.12            | 72         | 95.2%        | 185,000        | 17.1%         | 233,404        | 33.8%        |
| Nov-13                  | 40         | -13%        | 59           | 0%         | 0.68        | 455        | 5%          | 11.38            | 70         | 94.7%        | 231,750        | 26.8%         | 211,615        | 10.7%        |
| Dec-13                  | 24         | -17%        | 50           | -34%       | 0.48        | 409        | -5%         | 17.04            | 91         | 94.8%        | 167,500        | -12.3%        | 197,673        | -0.9%        |
| <b>2013</b>             | <b>654</b> | <b>-4%</b>  | <b>1,315</b> | <b>-6%</b> | <b>0.50</b> | <b>511</b> | <b>6%</b>   | <b>9.37</b>      | <b>126</b> | <b>94.9%</b> | <b>180,000</b> | <b>-2.2%</b>  | <b>201,982</b> | <b>3.9%</b>  |
| Jan-14                  | 30         | -27%        | 75           | -6%        | 0.40        | 419        | -3%         | 13.97            | 85         | 95.2%        | 240,000        | 57.0%         | 237,360        | 49.4%        |
| Feb-14                  | 41         | 41%         | 75           | 17%        | 0.55        | 424        | -4%         | 10.34            | 87         | 95.2%        | 183,500        | 17.6%         | 189,476        | -0.7%        |
| Mar-14                  | 52         | 16%         | 112          | 14%        | 0.46        | 444        | -2%         | 8.54             | 79         | 94.2%        | 180,250        | -6.1%         | 213,440        | -8.7%        |
| Apr-14                  | 62         | 7%          | 137          | -14%       | 0.45        | 485        | -4%         | 7.82             | 68         | 95.7%        | 196,700        | -6.5%         | 206,142        | -4.4%        |
| May-14                  | 80         | 23%         | 200          | -3%        | 0.40        | 522        | -14%        | 6.53             | 60         | 95.2%        | 216,000        | 23.4%         | 232,543        | 25.9%        |
| Jun-14                  | 71         | 1%          | 133          | -8%        | 0.53        | 529        | -14%        | 7.45             | 69         | 95.4%        | 182,000        | -2.9%         | 217,683        | 0.6%         |
| Jul-14                  | 87         | 7%          | 149          | 11%        | 0.58        | 515        | -14%        | 5.92             | 84         | 95.0%        | 203,000        | 2.0%          | 233,874        | 22.0%        |
| Aug-14                  | 56         | -10%        | 113          | 3%         | 0.50        | 522        | -10%        | 9.32             | 77         | 96.2%        | 204,000        | 30.6%         | 211,167        | 9.4%         |
| Sep-14                  | 90         | 0%          | 107          | -6%        | 0.84        | 463        | -12%        | 5.14             | 74         | 95.3%        | 182,850        | 7.6%          | 200,104        | 1.6%         |
| Oct-14                  | 62         | 27%         | 80           | -15%       | 0.78        | 419        | -16%        | 6.76             | 78         | 89.5%        | 181,000        | -2.2%         | 195,565        | -16.2%       |
| Nov-14                  | 42         | 5%          | 57           | -3%        | 0.74        | 383        | -16%        | 9.12             | 88         | 94.3%        | 191,250        | -17.5%        | 206,707        | -2.3%        |
| Dec-14                  | 31         | 29%         | 41           | -18%       | 0.76        | 349        | -15%        | 11.26            | 63         | 94.6%        | 199,000        | 18.8%         | 206,842        | 4.6%         |
| <b>2014</b>             | <b>704</b> | <b>8%</b>   | <b>1,279</b> | <b>-3%</b> | <b>0.55</b> | <b>456</b> | <b>-11%</b> | <b>7.78</b>      | <b>75</b>  | <b>94.7%</b> | <b>197,000</b> | <b>9.4%</b>   | <b>213,393</b> | <b>5.6%</b>  |
| Jan-15                  | 15         | -50%        | 73           | -3%        | 0.21        | 368        | -12%        | 24.53            | 88         | 94.8%        | 255,000        | 6.3%          | 233,033        | -1.8%        |
| Feb-15                  | 30         | -27%        | 68           | -9%        | 0.44        | 369        | -13%        | 12.30            | 91         | 95.3%        | 210,500        | 14.7%         | 198,700        | 4.9%         |
| Mar-15                  | 38         | -27%        | 139          | 24%        | 0.27        | 434        | -2%         | 11.42            | 83         | 95.9%        | 226,000        | 25.4%         | 238,545        | 11.8%        |
| Apr-15                  | 45         | -27%        | 129          | -6%        | 0.35        | 472        | -3%         | 10.49            | 77         | 94.0%        | 195,000        | -0.9%         | 203,764        | -1.2%        |
| May-15                  | 69         | -14%        | 157          | -22%       | 0.44        | 513        | -2%         | 7.43             | 76         | 95.2%        | 230,000        | 6.5%          | 236,858        | 1.9%         |
| Jun-15                  | 82         | 15%         | 144          | 8%         | 0.57        | 521        | -2%         | 6.35             | 54         | 95.1%        | 226,500        | 24.5%         | 241,282        | 10.8%        |
| Jul-15                  | 63         | -28%        | 141          | -5%        | 0.45        | 545        | 6%          | 8.65             | 75         | 95.0%        | 200,000        | -1.5%         | 227,930        | -2.5%        |
| Aug-15                  | 65         | 16%         | 117          | 4%         | 0.56        | 548        | 5%          | 8.43             | 82         | 94.8%        | 240,000        | 17.6%         | 248,452        | 17.7%        |
| Sep-15                  | 56         | -38%        | 131          | 22%        | 0.43        | 539        | 16%         | 9.63             | 82         | 95.4%        | 222,500        | 21.7%         | 217,264        | 8.6%         |
| Oct-15                  | 45         | -27%        | 75           | -6%        | 0.60        | 500        | 19%         | 11.11            | 68         | 93.7%        | 173,000        | -4.4%         | 215,251        | 10.1%        |
| Nov-15                  | 33         | -21%        | 81           | 42%        | 0.41        | 479        | 25%         | 14.52            | 60         | 94.6%        | 172,000        | -10.1%        | 188,430        | -8.8%        |
| Dec-15                  | 26         | -16%        | 46           | 12%        | 0.57        | 442        | 27%         | 17.00            | 68         | 95.2%        | 210,000        | 5.5%          | 205,846        | -0.5%        |
| <b>2015</b>             | <b>567</b> | <b>-19%</b> | <b>1,301</b> | <b>2%</b>  | <b>0.44</b> | <b>478</b> | <b>5%</b>   | <b>10.11</b>     | <b>74</b>  | <b>94.9%</b> | <b>212,000</b> | <b>7.6%</b>   | <b>225,311</b> | <b>5.6%</b>  |
| Jan-16                  | 17         | 13%         | 67           | -8%        | 0.25        | 458        | 24%         | 26.94            | 114        | 93.1%        | 140,000        | -45.1%        | 141,082        | -39.5%       |
| Feb-16                  | 29         | -3%         | 99           | 46%        | 0.29        | 476        | 29%         | 16.41            | 102        | 93.0%        | 156,000        | -25.9%        | 184,828        | -7.0%        |
| Mar-16                  | 41         | 8%          | 118          | -15%       | 0.35        | 506        | 17%         | 12.34            | 105        | 93.2%        | 165,000        | -27.0%        | 186,726        | -9.1%        |
| Apr-16                  | 65         | 44%         | 166          | 29%        | 0.39        | 549        | 16%         | 8.45             | 90         | 93.1%        | 165,000        | -15.4%        | 190,189        | -6.7%        |
| May-16                  | 64         | -7%         | 161          | 3%         | 0.40        | 575        | 12%         | 8.98             | 86         | 95.5%        | 186,500        | -18.9%        | 219,434        | -7.4%        |
| Jun-16                  | 67         | -18%        | 168          | 17%        | 0.40        | 602        | 16%         | 8.99             | 62         | 93.9%        | 200,000        | -11.7%        | 214,990        | -10.9%       |
| Jul-16                  | 53         | -16%        | 131          | -7%        | 0.40        | 602        | 10%         | 11.36            | 63         | 95.1%        | 215,000        | 7.5%          | 228,425        | 0.2%         |
| Aug-16                  | 73         | 12%         | 132          | 13%        | 0.55        | 589        | 7%          | 8.07             | 73         | 93.3%        | 190,000        | -20.8%        | 202,986        | -18.3%       |
| Sep-16                  | 58         | 4%          | 113          | -14%       | 0.51        | 567        | 5%          | 9.78             | 91         | 94.8%        | 180,000        | -19.1%        | 218,881        | 0.7%         |
| Oct-16                  | 31         | -31%        | 78           | 4%         | 0.40        | 517        | 3%          | 16.68            | 111        | 94.8%        | 185,000        | 6.9%          | 206,531        | -4.1%        |
| Nov-16                  | 26         | -21%        | 73           | -10%       | 0.36        | 495        | 3%          | 19.04            | 105        | 92.8%        | 212,500        | 23.5%         | 244,692        | 29.9%        |
| Dec-16                  | 16         | -38%        | 55           | 20%        | 0.29        | 461        | 4%          | 28.81            | 101        | 92.5%        | 170,000        | -19.0%        | 168,644        | -18.1%       |
| <b>2016</b>             | <b>540</b> | <b>-5%</b>  | <b>1,361</b> | <b>5%</b>  | <b>0.40</b> | <b>533</b> | <b>12%</b>  | <b>11.85</b>     | <b>86</b>  | <b>94.0%</b> | <b>184,000</b> | <b>-13.2%</b> | <b>208,402</b> | <b>-7.5%</b> |
| Jan-17                  | 18         | 6%          | 71           | 6%         | 0.25        | 471        | 3%          | 26.17            | 104        | 94.4%        | 143,000        | 2.1%          | 137,961        | -2.2%        |
| Feb-17                  | 22         | -24%        | 102          | 3%         | 0.22        | 504        | 6%          | 22.91            | 97         | 92.8%        | 187,500        | 20.2%         | 215,886        | 16.8%        |
| Mar-17                  | 42         | 2%          | 137          | 16%        | 0.31        | 552        | 9%          | 13.14            | 92         | 95.0%        | 220,000        | 33.3%         | 212,590        | -1.9%        |
| Apr-17                  | 44         | -32%        | 137          | -17%       | 0.32        | 586        | 7%          | 13.32            | 88         | 94.8%        | 223,500        | 35.5%         | 257,350        | 35.3%        |
| May-17                  | 66         | 3%          | 185          | 15%        | 0.36        | 661        | 15%         | 10.02            | 73         | 95.2%        | 235,500        | 26.3%         | 245,753        | 12.0%        |
| Jun-17                  | 60         | -10%        | 166          | -1%        | 0.36        | 692        | 15%         | 11.53            | 84         | 94.3%        | 177,500        | -11.3%        | 207,620        | -3.4%        |
| Jul-17                  | 53         | 0%          | 114          | -13%       | 0.46        | 676        | 12%         | 12.75            | 70         | 93.5%        | 234,000        | 8.8%          | 224,609        | -1.7%        |
| Aug-17                  | 51         | -30%        | 118          | -11%       | 0.43        | 654        | 11%         | 12.82            | 105        | 94.1%        | 170,000        | -10.5%        | 210,090        | 3.5%         |
| Sep-17                  | 46         | -21%        | 89           | -21%       | 0.52        | 602        | 6%          | 13.09            | 77         | 92.4%        | 170,375        | -5.3%         | 187,375        | -14.4%       |
| Oct-17                  | 42         | 35%         | 70           | -10%       | 0.60        | 551        | 7%          | 13.12            | 80         | 93.1%        | 163,750        | -11.5%        | 185,771        | -10.1%       |
| Nov-17                  | 24         | -8%         | 79           | 8%         | 0.30        | 518        | 5%          | 21.58            | 126        | 91.7%        | 148,000        | -30.4%        | 173,000        | -29.3%       |
| Dec-17                  | 18         | 13%         | 43           | -22%       | 0.42        | 485        | 5%          | 26.94            | 83         | 94.0%        | 218,500        | 28.5%         | 214,578        | 27.2%        |
| <b>2017</b>             | <b>486</b> | <b>-10%</b> | <b>1,311</b> | <b>-4%</b> | <b>0.37</b> | <b>579</b> | <b>9%</b>   | <b>14.30</b>     | <b>87</b>  | <b>94.0%</b> | <b>188,000</b> | <b>2.2%</b>   | <b>212,380</b> | <b>1.9%</b>  |
| Jan-18                  | 27         | 50%         | 77           | 8%         | 0.35        | 496        | 5%          | 18.37            | 97         | 93.3%        | 180,000        | 25.9%         | 202,696        | 46.9%        |
| Feb-18                  | 27         | 23%         | 80           | -22%       | 0.34        | 488        | -3%         | 18.07            | 69         | 94.2%        | 175,000        | -6.7%         | 204,848        | -5.1%        |
| Mar-18                  | 38         | -10%        | 138          | 1%         | 0.28        | 535        | -3%         | 14.08            | 108        | 93.0%        | 206,000        | -6.4%         | 219,829        | 3.4%         |
| Apr-18                  | 30         | -32%        | 138          | 1%         | 0.22        | 576        | -2%         | 19.20            | 122        | 93.4%        | 211,250        | -5.5%         | 202,527        | -21.3%       |
| May-18                  | 40         | -39%        | 148          | -20%       | 0.27        | 633        | -4%         | 15.83            | 126        | 92.8%        | 179,000        | -24.0%        | 205,806        | -16.3%       |
| Jun-18                  | 51         | -15%        | 149          | -10%       | 0.34        | 634        | -8%         | 12.43            | 75         | 94.9%        | 225,500        | 27.0%         | 214,622        | 3.4%         |
| Jul-18                  | 50         | -6%         | 129          | 13%        | 0.39        | 669        | -1%         | 13.38            | 90         | 93.6%        | 231,500        | -1.1%         | 259,027        | 15.3%        |
| Aug-18                  | 47         | -8%         | 95           | -19%       | 0.49        | 654        | 0%          | 13.91            | 87         | 94.3%        | 190,000        | 11.8%         | 204,711        | -2.6%        |
| Sep-18                  | 41         | -11%        | 86           | -3%        | 0.48        | 602        | 0%          | 14.68            | 103        | 92.7%        | 200,000        | 17.4%         | 224,812        | 20.0%        |
| Oct-18                  | 32         | -24%        | 77           | 10%        | 0.42        | 551        | 0%          | 17.22            | 102        | 92.3%        | 176,000        | 7.5%          | 194,953        | 4.9%         |
| Nov-18                  | 40         | 67%         | 65           | -18%       | 0.62        | 496        | -4%         | 12.40            | 122        | 93.1%        | 192,500        | 30.1%         | 204,563        | 18.2%        |
| Dec-18                  | 16         | -11%        | 38           | -12%       | 0.42        | 454        | -6%         | 28.38            | 107        | 90.0%        | 100,000        | -54.2%        | 130,381        | -39.2%       |
| <b>2018</b>             | <b>439</b> | <b>-10%</b> | <b>1,220</b> | <b>-7%</b> | <b>0.36</b> | <b>566</b> | <b>-2%</b>  | <b>15.46</b>     | <b>100</b> | <b>93.4%</b> | <b>190,000</b> | <b>1.1%</b>   | <b>211,636</b> | <b>-0.4%</b> |



| NORTH BATTLEFORD REGION |            |             |              |             |             |            |             |                  |            |              |                |              |                |              |
|-------------------------|------------|-------------|--------------|-------------|-------------|------------|-------------|------------------|------------|--------------|----------------|--------------|----------------|--------------|
|                         | Sales      | Y/Y%        | New Listings | Y/Y%        | S/NL Ratio  | Inventory  | Y/Y%        | Months of Supply | DOM        | SP/LP        | Median Price   | Y/Y%         | Average Price  | Y/Y%         |
| Jan-19                  | 18         | -33%        | 72           | -6%         | 0.25        | 472        | -5%         | 26.22            | 121        | 92.7%        | 91,000         | -49.4%       | 126,511        | -37.6%       |
| Feb-19                  | 22         | -19%        | 66           | -18%        | 0.33        | 476        | -2%         | 21.64            | 82         | 94.2%        | 199,000        | 13.7%        | 191,495        | -6.5%        |
| Mar-19                  | 23         | -39%        | 116          | -16%        | 0.20        | 525        | -2%         | 22.83            | 134        | 92.0%        | 138,000        | -33.0%       | 156,191        | -28.9%       |
| Apr-19                  | 31         | 3%          | 143          | 4%          | 0.22        | 597        | 4%          | 19.26            | 111        | 93.5%        | 167,500        | -20.7%       | 187,571        | -7.4%        |
| May-19                  | 57         | 43%         | 152          | 3%          | 0.38        | 634        | 0%          | 11.12            | 86         | 94.2%        | 230,000        | 28.5%        | 246,389        | 19.7%        |
| Jun-19                  | 40         | -22%        | 121          | -19%        | 0.33        | 653        | 3%          | 16.33            | 104        | 92.8%        | 195,500        | -13.3%       | 211,688        | -1.4%        |
| Jul-19                  | 44         | -12%        | 112          | -13%        | 0.39        | 648        | -3%         | 14.73            | 70         | 94.0%        | 212,500        | -8.2%        | 210,910        | -18.6%       |
| Aug-19                  | 22         | -53%        | 105          | 11%         | 0.21        | 676        | 3%          | 30.73            | 83         | 91.5%        | 134,625        | -29.1%       | 143,261        | -30.0%       |
| Sep-19                  | 44         | 7%          | 88           | 2%          | 0.50        | 645        | 7%          | 14.66            | 108        | 91.9%        | 197,000        | -1.5%        | 214,225        | -4.7%        |
| Oct-19                  | 36         | 13%         | 84           | 9%          | 0.43        | 605        | 10%         | 16.81            | 115        | 93.9%        | 216,750        | 23.2%        | 221,783        | 13.8%        |
| Nov-19                  | 26         | -35%        | 61           | -6%         | 0.43        | 541        | 9%          | 20.81            | 127        | 92.7%        | 150,000        | -22.1%       | 177,577        | -13.2%       |
| Dec-19                  | 23         | 44%         | 55           | 45%         | 0.42        | 524        | 15%         | 22.78            | 107        | 92.1%        | 190,000        | 90.0%        | 181,622        | 39.3%        |
| <b>2019</b>             | <b>386</b> | <b>-12%</b> | <b>1,175</b> | <b>-4%</b>  | <b>0.33</b> | <b>583</b> | <b>3%</b>   | <b>18.12</b>     | <b>101</b> | <b>93.2%</b> | <b>190,000</b> | <b>0.0%</b>  | <b>199,599</b> | <b>-5.7%</b> |
| Jan-20                  | 24         | 33%         | 67           | -7%         | 0.36        | 520        | 10%         | 21.67            | 111        | 93.3%        | 155,250        | 70.6%        | 173,433        | 37.1%        |
| Feb-20                  | 16         | -27%        | 87           | 32%         | 0.18        | 553        | 16%         | 34.56            | 89         | 93.6%        | 131,000        | -34.2%       | 159,138        | -16.9%       |
| Mar-20                  | 50         | 117%        | 93           | -20%        | 0.54        | 559        | 6%          | 11.18            | 145        | 91.7%        | 134,400        | -2.6%        | 157,012        | 0.5%         |
| Apr-20                  | 30         | -3%         | 79           | -45%        | 0.38        | 564        | -6%         | 18.80            | 94         | 93.2%        | 202,450        | 20.9%        | 209,073        | 11.5%        |
| May-20                  | 45         | -21%        | 115          | -24%        | 0.39        | 583        | -8%         | 12.96            | 117        | 93.0%        | 175,000        | -23.9%       | 209,331        | -15.0%       |
| Jun-20                  | 65         | 63%         | 131          | 8%          | 0.50        | 589        | -10%        | 9.06             | 101        | 92.9%        | 167,900        | -14.1%       | 202,340        | -4.4%        |
| Jul-20                  | 73         | 66%         | 102          | -9%         | 0.72        | 555        | -14%        | 7.60             | 119        | 92.1%        | 193,000        | -9.1%        | 212,440        | 0.7%         |
| Aug-20                  | 73         | 232%        | 97           | -8%         | 0.75        | 520        | -23%        | 7.12             | 102        | 94.5%        | 190,000        | 41.2%        | 213,257        | 48.9%        |
| Sep-20                  | 59         | 34%         | 86           | -2%         | 0.69        | 500        | -22%        | 8.47             | 109        | 94.3%        | 185,000        | -6.1%        | 208,956        | -2.5%        |
| Oct-20                  | 47         | 31%         | 88           | 5%          | 0.53        | 488        | -19%        | 10.38            | 115        | 93.7%        | 212,000        | -2.2%        | 250,717        | 13.0%        |
| Nov-20                  | 37         | 42%         | 63           | 3%          | 0.59        | 461        | -15%        | 12.46            | 112        | 93.0%        | 178,000        | 18.7%        | 196,672        | 10.8%        |
| Dec-20                  | 45         | 96%         | 47           | -15%        | 0.96        | 403        | -23%        | 8.96             | 97         | 95.2%        | 185,000        | -2.6%        | 203,114        | 11.8%        |
| <b>2020</b>             | <b>564</b> | <b>46%</b>  | <b>1,055</b> | <b>-10%</b> | <b>0.53</b> | <b>525</b> | <b>-10%</b> | <b>11.16</b>     | <b>111</b> | <b>93.4%</b> | <b>180,000</b> | <b>-5.3%</b> | <b>203,916</b> | <b>2.2%</b>  |
| Jan-21                  | 43         | 79%         | 71           | 6%          | 0.61        | 400        | -23%        | 9.30             | 108        | 93.5%        | 178,000        | 14.7%        | 209,695        | 20.9%        |
| Feb-21                  | 47         | 194%        | 73           | -16%        | 0.64        | 383        | -31%        | 8.15             | 124        | 94.5%        | 225,000        | 71.8%        | 223,123        | 40.2%        |
| Mar-21                  | 68         | 36%         | 140          | 51%         | 0.49        | 422        | -25%        | 6.21             | 74         | 95.8%        | 232,500        | 73.0%        | 258,616        | 64.7%        |
| Apr-21                  | 74         | 147%        | 160          | 103%        | 0.46        | 455        | -19%        | 6.15             | 95         | 95.5%        | 224,500        | 10.9%        | 237,376        | 13.5%        |
| May-21                  | 77         | 71%         | 112          | -3%         | 0.69        | 455        | -22%        | 5.91             | 96         | 94.1%        | 229,000        | 30.9%        | 239,609        | 14.5%        |
| Jun-21                  | 81         | 25%         | 133          | 2%          | 0.61        | 468        | -21%        | 5.78             | 83         | 95.6%        | 210,000        | 25.1%        | 253,916        | 25.5%        |
| Jul-21                  | 58         | -21%        | 99           | -3%         | 0.59        | 480        | -14%        | 8.28             | 76         | 93.7%        | 172,750        | -10.5%       | 218,598        | 2.9%         |
| Aug-21                  | 60         | -18%        | 90           | -7%         | 0.67        | 479        | -8%         | 7.98             | 89         | 94.1%        | 184,500        | -2.9%        | 201,474        | -5.5%        |
| Sep-21                  | 48         | -19%        | 86           | 0%          | 0.56        | 471        | -6%         | 9.81             | 89         | 94.6%        | 170,000        | -8.1%        | 186,950        | -10.5%       |
| Oct-21                  | 46         | -2%         | 66           | -25%        | 0.70        | 435        | -11%        | 9.46             | 104        | 93.7%        | 187,500        | -11.6%       | 196,580        | -21.6%       |
| Nov-21                  | 42         | 14%         | 72           | 14%         | 0.58        | 409        | -11%        | 9.74             | 103        | 94.7%        | 187,500        | 5.3%         | 217,307        | 10.5%        |
| Dec-21                  | 33         | -27%        | 39           | -17%        | 0.85        | 372        | -8%         | 11.27            | 90         | 94.7%        | 175,000        | -5.4%        | 189,185        | -6.9%        |
| <b>2021</b>             | <b>677</b> | <b>20%</b>  | <b>1,141</b> | <b>8%</b>   | <b>0.59</b> | <b>436</b> | <b>-17%</b> | <b>7.72</b>      | <b>93</b>  | <b>94.7%</b> | <b>199,900</b> | <b>11.1%</b> | <b>224,263</b> | <b>10.0%</b> |
| Jan-22                  | 22         | -49%        | 45           | -37%        | 0.49        | 361        | -10%        | 16.41            | 118        | 92.9%        | 167,500        | -5.9%        | 199,586        | -4.8%        |
| Feb-22                  | 38         | -19%        | 91           | 25%         | 0.42        | 389        | 2%          | 10.24            | 102        | 95.0%        | 226,000        | 0.4%         | 236,018        | 5.8%         |
| Mar-22                  | 53         | -22%        | 86           | -39%        | 0.62        | 382        | -9%         | 7.21             | 110        | 93.9%        | 230,000        | -1.1%        | 250,872        | -3.0%        |
| Apr-22                  | 51         | -31%        | 110          | -31%        | 0.46        | 404        | -11%        | 7.92             | 89         | 95.7%        | 230,000        | 2.4%         | 251,937        | 6.1%         |
| May-22                  | 65         | -16%        | 151          | 35%         | 0.43        | 452        | -1%         | 6.95             | 86         | 95.5%        | 240,000        | 4.8%         | 277,273        | 15.7%        |
| Jun-22                  | 78         | -4%         | 128          | -4%         | 0.61        | 454        | -3%         | 5.82             | 83         | 94.4%        | 193,500        | -7.9%        | 227,268        | -10.5%       |
| Jul-22                  | 54         | -7%         | 105          | 6%          | 0.51        | 463        | -4%         | 8.57             | 81         | 95.5%        | 169,950        | -1.6%        | 208,819        | -4.5%        |
| Aug-22                  | 54         | -10%        | 72           | -20%        | 0.75        | 419        | -13%        | 7.76             | 85         | 93.9%        | 208,750        | 13.1%        | 212,082        | 5.3%         |
| Sep-22                  | 51         | 6%          | 115          | 34%         | 0.44        | 429        | -9%         | 8.41             | 78         | 94.3%        | 200,000        | 17.6%        | 191,321        | 2.3%         |
| Oct-22                  | 30         | -35%        | 95           | 44%         | 0.32        | 421        | -3%         | 14.03            | 70         | 93.9%        | 159,000        | -15.2%       | 189,291        | -3.7%        |
| Nov-22                  | 40         | -5%         | 51           | -29%        | 0.78        | 361        | -12%        | 9.03             | 69         | 95.0%        | 205,000        | 9.3%         | 230,840        | 6.2%         |
| Dec-22                  | 24         | -27%        | 35           | -10%        | 0.69        | 326        | -12%        | 13.58            | 86         | 91.8%        | 124,250        | -29.0%       | 155,850        | -17.6%       |
| <b>2022</b>             | <b>560</b> | <b>-17%</b> | <b>1,084</b> | <b>-5%</b>  | <b>0.52</b> | <b>405</b> | <b>-7%</b>  | <b>8.68</b>      | <b>87</b>  | <b>94.6%</b> | <b>207,750</b> | <b>3.9%</b>  | <b>225,702</b> | <b>0.6%</b>  |
| Jan-23                  | 26         | 18%         | 73           | 62%         | 0.36        | 348        | -4%         | 13.38            | 103        | 93.3%        | 191,250        | 14.2%        | 193,573        | -3.0%        |
| Feb-23                  |            |             |              |             |             |            |             |                  |            |              |                |              |                |              |
| Mar-23                  |            |             |              |             |             |            |             |                  |            |              |                |              |                |              |
| Apr-23                  |            |             |              |             |             |            |             |                  |            |              |                |              |                |              |
| May-23                  |            |             |              |             |             |            |             |                  |            |              |                |              |                |              |
| Jun-23                  |            |             |              |             |             |            |             |                  |            |              |                |              |                |              |
| Jul-23                  |            |             |              |             |             |            |             |                  |            |              |                |              |                |              |
| Aug-23                  |            |             |              |             |             |            |             |                  |            |              |                |              |                |              |
| Sep-23                  |            |             |              |             |             |            |             |                  |            |              |                |              |                |              |
| Oct-23                  |            |             |              |             |             |            |             |                  |            |              |                |              |                |              |
| Nov-23                  |            |             |              |             |             |            |             |                  |            |              |                |              |                |              |
| Dec-23                  |            |             |              |             |             |            |             |                  |            |              |                |              |                |              |
| <b>2023</b>             | <b>26</b>  | <b>18%</b>  | <b>73</b>    | <b>62%</b>  | <b>0.36</b> | <b>348</b> | <b>-4%</b>  | <b>13.38</b>     | <b>103</b> | <b>93.3%</b> | <b>191,250</b> | <b>14.2%</b> | <b>193,573</b> | <b>-3.0%</b> |

**Monthly Sales Comparison**



**SALES**

**18**

↓ 14.3% Y/Y ↓ 14.3% YTD  
10-year average spread YTD

13.5% ↓ 13.5% ↓

**NEW LISTINGS**

**34**

↑ 36.0% Y/Y ↑ 36.0% YTD  
10-year average spread YTD

32.3% ↓ 32.3% ↓

**INVENTORY**

**157**

↓ 3.1% Y/Y Monthly trend\* ↓  
10-year average spread YTD

36.1% ↓ 36.1% ↓

**MONTHS OF SUPPLY**

**8.72**

↑ 13.1% Y/Y Monthly trend\* ↑  
10-year average spread YTD

33.3% ↓ 33.3% ↓



**TOTAL RESIDENTIAL BENCHMARK PRICE**

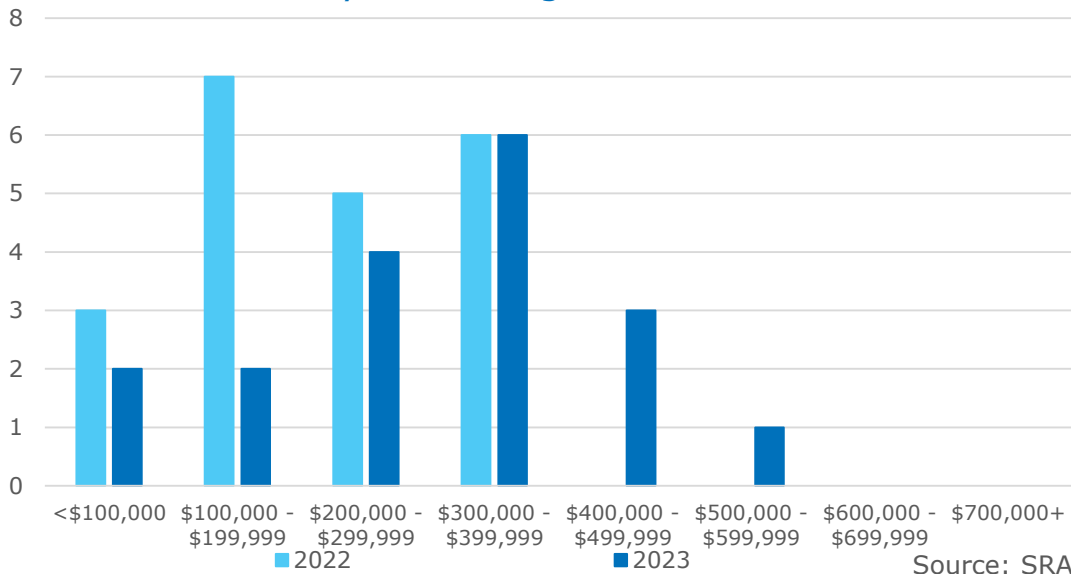
**\$ 222,100**

↑ 1.7% Y/Y

Monthly trend\*

**Residential Sales by Price Range**

YTD-JAN



## January 2023

|                          | Sales     |             | New Listings |            | Inventory  |            | Months of Supply |            | DOM       | Benchmark        |           | Avg Price        |            |
|--------------------------|-----------|-------------|--------------|------------|------------|------------|------------------|------------|-----------|------------------|-----------|------------------|------------|
|                          | Actual    | Y/Y%        | Actual       | Y/Y%       | Actual     | Y/Y%       | Actual           | Y/Y%       | Actual    | Actual           | Y/Y%      | Actual           | Y/Y%       |
| Detached                 | 14        | -7%         | 27           | 23%        | 109        | -9%        | 7.79             | -3%        | 67        | \$222,000        | 1%        | \$327,276        | 59%        |
| Attached                 | 1         | -67%        | 2            | 100%       | 8          | -47%       | 8.00             | 60%        | 141       | -                | -         | \$307,500        | 11%        |
| Apartment                | 3         | 0%          | 4            | 100%       | 38         | 58%        | 12.67            | 58%        | 182       | \$225,000        | 12%       | \$154,333        | -1%        |
| Mobile                   | 0         | -           | 1            | -          | 2          | -33%       | -                | -          | -         | -                | -         | -                | -          |
| <b>Total Residential</b> | <b>18</b> | <b>-14%</b> | <b>34</b>    | <b>36%</b> | <b>157</b> | <b>-3%</b> | <b>8.72</b>      | <b>13%</b> | <b>90</b> | <b>\$222,100</b> | <b>2%</b> | <b>\$297,354</b> | <b>42%</b> |

## 10-Year Averages

|                   | Sales |       | New Listings |       | Inventory |       | Months of Supply |       | DOM | Benchmark |       | Avg Price |       |
|-------------------|-------|-------|--------------|-------|-----------|-------|------------------|-------|-----|-----------|-------|-----------|-------|
|                   | Avg   | %Diff | Avg          | %Diff | Avg       | %Diff | Avg              | %Diff | Avg | Avg       | %Diff | Avg       | %Diff |
| Total Residential | 21    | -13%  | 50           | -32%  | 246       | -36%  | 13.08            | -33%  | 93  | \$204,730 | 8%    | \$206,994 | 44%   |

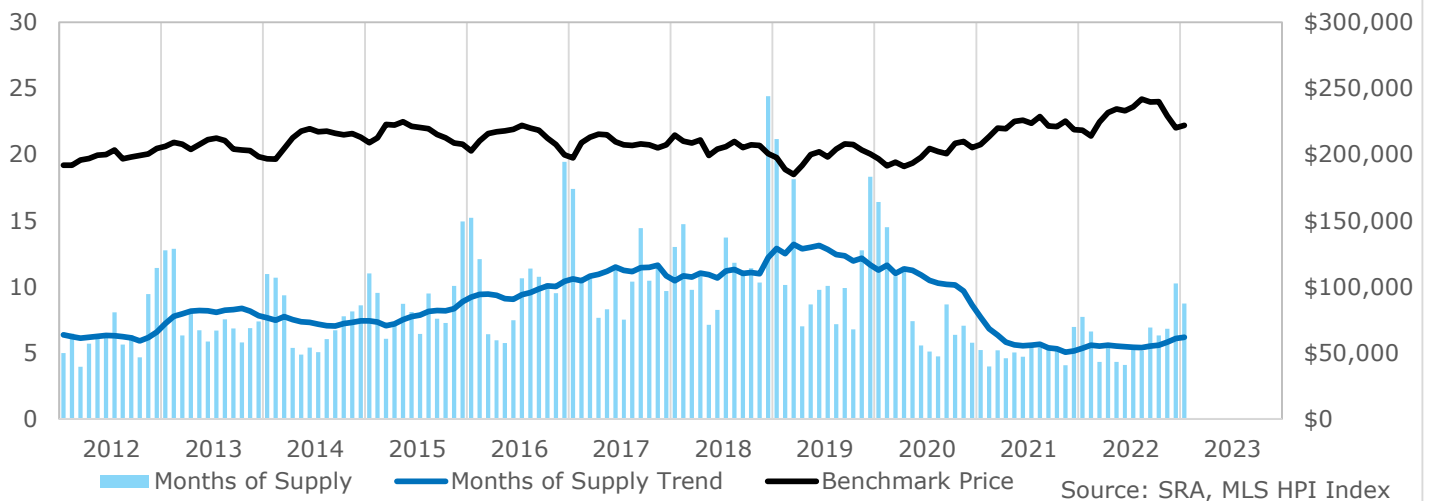
## Year-to-Date January 2023

|                          | Sales     |             | New Listings |            | Inventory  |            | Months of Supply |            | DOM       | Benchmark        |           | Avg Price        |            |
|--------------------------|-----------|-------------|--------------|------------|------------|------------|------------------|------------|-----------|------------------|-----------|------------------|------------|
|                          | Actual    | Y/Y%        | Actual       | Y/Y%       | Actual     | Y/Y%       | Actual           | Y/Y%       | Actual    | Actual           | Y/Y%      | Actual           | Y/Y%       |
| Detached                 | 14        | -7%         | 27           | 23%        | 109        | -9%        | 7.79             | -3%        | 67        | \$222,000        | 1%        | \$327,276        | 59%        |
| Attached                 | 1         | -67%        | 2            | 100%       | 8          | -47%       | 8.00             | 60%        | 141       | -                | -         | \$307,500        | 11%        |
| Apartment                | 3         | 0%          | 4            | 100%       | 38         | 58%        | 12.67            | 58%        | 182       | \$225,000        | 12%       | \$154,333        | -1%        |
| Mobile                   | 0         | -           | 1            | -          | 2          | -33%       | -                | -          | -         | -                | -         | -                | -          |
| <b>Total Residential</b> | <b>18</b> | <b>-14%</b> | <b>34</b>    | <b>36%</b> | <b>157</b> | <b>-3%</b> | <b>8.72</b>      | <b>13%</b> | <b>90</b> | <b>\$222,100</b> | <b>2%</b> | <b>\$297,354</b> | <b>42%</b> |

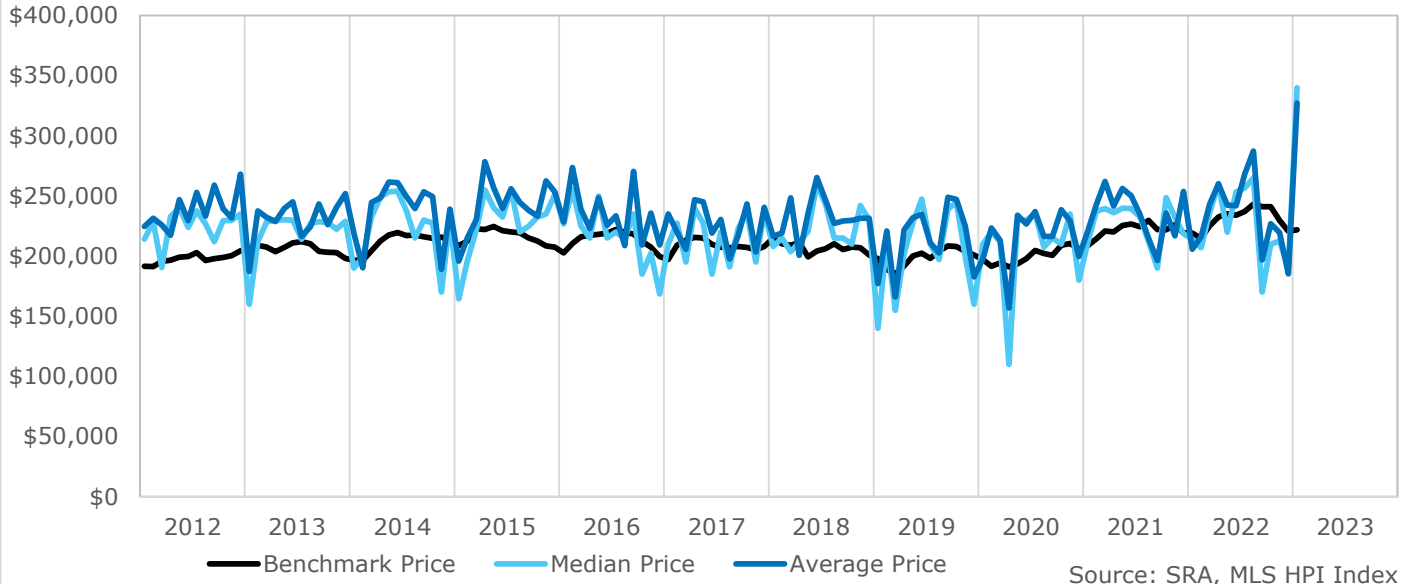
## 10-Year Averages

|                   | Sales |       | New Listings |       | Inventory |       | Months of Supply |       | DOM | Benchmark |       | Avg Price |       |
|-------------------|-------|-------|--------------|-------|-----------|-------|------------------|-------|-----|-----------|-------|-----------|-------|
|                   | Avg   | %Diff | Avg          | %Diff | Avg       | %Diff | Avg              | %Diff | Avg | Avg       | %Diff | Avg       | %Diff |
| Total Residential | 21    | -13%  | 50           | -32%  | 246       | -36%  | 13.08            | -33%  | 93  | \$204,730 | 8%    | \$206,994 | 44%   |

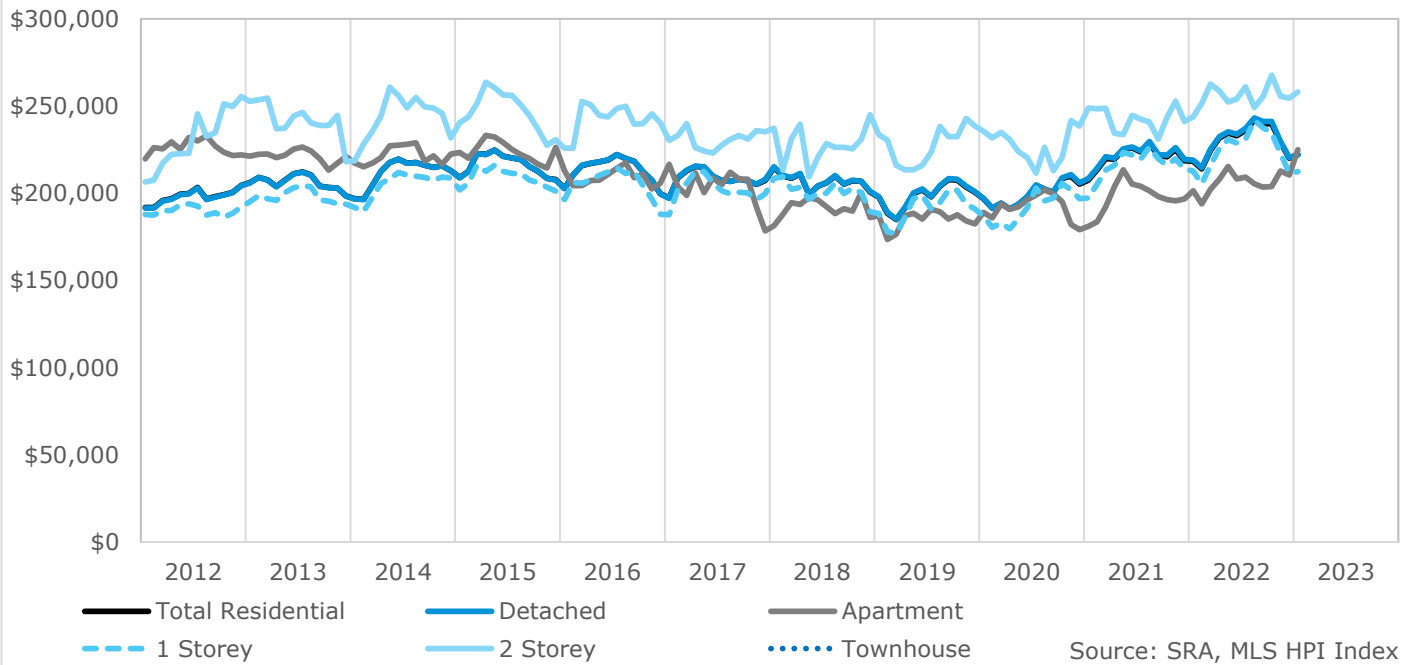
## Residential Months of Supply and Price



## Single Family Pricing



## Benchmark Price



## HPI Benchmark Attributes

|                                            | Composite              |
|--------------------------------------------|------------------------|
| Bedrooms, Above Ground                     | 3                      |
| Bathrooms, Full                            | 2                      |
| Bathrooms, Half                            | 0                      |
| Garage                                     | Attached, Single width |
| Gross Living Area, Above Ground (Sq. Ft.)  | 1131                   |
| Lot Size                                   | -                      |
| Fireplaces, Number of                      | 0                      |
| Year Built                                 | 1972                   |
| January 2023 Benchmark Price               | \$222,100              |
| Single Family Share of Sales, Last 3 Years | 97%                    |
| Apartment Share of Sales, Last 3 Years     | 3%                     |
| Townhouse Share of Sales, Last 3 Years     | -                      |

|                                            | Single Family          | 1 Storey               | 2 Storey               |
|--------------------------------------------|------------------------|------------------------|------------------------|
| Bedrooms, Above Ground                     | 3                      | 3                      | 3                      |
| Bathrooms, Full                            | 2                      | 2                      | 2                      |
| Bathrooms, Half                            | 0                      | 0                      | 0                      |
| Garage                                     | Attached, Single width | Attached, Single width | Attached, Double width |
| Gross Living Area, Above Ground (Sq. Ft.)  | 1136                   | 1085                   | 1574                   |
| Lot Size                                   | 6435                   | 6435                   | 6436                   |
| Fireplaces, Number of                      | 0                      | 0                      | 0                      |
| Year Built                                 | 1971                   | 1969                   | 1968                   |
| January 2023 Benchmark Price               | \$222,000              | \$212,400              | \$258,100              |
| Share of Total Sales, Last 3 Years         | 97%                    | 77%                    | 20%                    |
| Share of Single Family Sales, Last 3 Years | 100%                   | 79%                    | 21%                    |

|                                           | Apartment              | Townhouse |
|-------------------------------------------|------------------------|-----------|
| Bedrooms, Above Ground                    | 2                      | -         |
| Bathrooms, Full                           | 1                      | -         |
| Bathrooms, Half                           | 0                      | -         |
| Garage                                    | Attached, Single width | -         |
| Gross Living Area, Above Ground (Sq. Ft.) | 1077                   | -         |
| Fireplaces, Number of                     | 0                      | -         |
| Year Built                                | 1993                   | -         |
| January 2023 Benchmark Price              | \$225,000              | -         |



PRINCE ALBERT

|             | Sales      | Y/Y%        | New Listings | Y/Y%       | S/NL Ratio  | Inventory  | Y/Y%       | Months of Supply | DOM       | SP/LP        | Benchmark Price | Y/Y%         | Median Price   | Y/Y%         | Average Price  | Y/Y%         | Index      |
|-------------|------------|-------------|--------------|------------|-------------|------------|------------|------------------|-----------|--------------|-----------------|--------------|----------------|--------------|----------------|--------------|------------|
| Jan-13      | 20         | -50%        | 54           | 15%        | 0.37        | 255        | 28%        | 12.75            | 67        | 94.3%        | 206,200         | 7.5%         | 167,500        | -18.1%       | 186,843        | -13.6%       | 238        |
| Feb-13      | 22         | -33%        | 59           | -6%        | 0.37        | 283        | 33%        | 12.86            | 93        | 96.8%        | 209,100         | 9.0%         | 229,500        | -0.2%        | 250,041        | 6.6%         | 242        |
| Mar-13      | 45         | -25%        | 70           | -30%       | 0.64        | 284        | 20%        | 6.31             | 81        | 96.4%        | 207,700         | 6.1%         | 224,000        | 16.1%        | 222,536        | -4.6%        | 240        |
| Apr-13      | 38         | -21%        | 87           | -14%       | 0.44        | 309        | 13%        | 8.13             | 77        | 97.0%        | 203,800         | 3.5%         | 236,500        | 1.5%         | 229,117        | 2.3%         | 236        |
| May-13      | 50         | 0%          | 108          | 2%         | 0.46        | 335        | 10%        | 6.70             | 65        | 97.2%        | 207,500         | 4.0%         | 229,500        | -6.3%        | 232,952        | -8.8%        | 240        |
| Jun-13      | 56         | 19%         | 83           | 32%        | 0.67        | 328        | 14%        | 5.86             | 78        | 96.9%        | 211,200         | 5.7%         | 231,450        | 3.3%         | 236,822        | -1.4%        | 244        |
| Jul-13      | 48         | 37%         | 73           | 20%        | 0.66        | 321        | 14%        | 6.69             | 60        | 96.1%        | 212,300         | 4.4%         | 200,750        | -14.6%       | 207,490        | -16.1%       | 245        |
| Aug-13      | 43         | -17%        | 81           | -2%        | 0.53        | 324        | 11%        | 7.53             | 68        | 96.8%        | 210,500         | 7.0%         | 227,000        | 0.0%         | 222,244        | -4.9%        | 243        |
| Sep-13      | 45         | -4%         | 75           | 10%        | 0.60        | 308        | 3%         | 6.84             | 92        | 96.3%        | 204,100         | 3.0%         | 232,500        | 5.7%         | 239,175        | -7.6%        | 236        |
| Oct-13      | 49         | -13%        | 62           | 19%        | 0.79        | 283        | 8%         | 5.78             | 95        | 95.9%        | 203,300         | 2.1%         | 225,000        | -2.0%        | 216,784        | -10.6%       | 235        |
| Nov-13      | 37         | 28%         | 46           | -26%       | 0.80        | 254        | -7%        | 6.86             | 58        | 95.8%        | 203,000         | 1.2%         | 220,000        | -2.0%        | 234,203        | 0.7%         | 235        |
| Dec-13      | 30         | 43%         | 34           | 48%        | 0.88        | 221        | -8%        | 7.37             | 80        | 96.1%        | 198,400         | -3.0%        | 229,000        | -2.6%        | 247,593        | -6.5%        | 229        |
| <b>2013</b> | <b>483</b> | <b>-7%</b>  | <b>832</b>   | <b>0%</b>  | <b>0.58</b> | <b>292</b> | <b>11%</b> | <b>7.26</b>      | <b>76</b> | <b>96.4%</b> | <b>206,425</b>  | <b>4.2%</b>  | <b>225,000</b> | <b>-1.6%</b> | <b>227,458</b> | <b>-5.0%</b> | <b>239</b> |
| Jan-14      | 20         | 0%          | 44           | -19%       | 0.45        | 219        | -14%       | 10.95            | 99        | 94.8%        | 196,800         | -4.6%        | 194,950        | 16.4%        | 213,285        | 14.2%        | 228        |
| Feb-14      | 22         | 0%          | 50           | -15%       | 0.44        | 235        | -17%       | 10.68            | 82        | 95.7%        | 196,500         | -6.0%        | 180,000        | -21.6%       | 186,114        | -25.6%       | 227        |
| Mar-14      | 28         | -38%        | 76           | 9%         | 0.37        | 262        | -8%        | 9.36             | 77        | 95.8%        | 204,500         | -1.5%        | 237,500        | 6.0%         | 243,882        | 9.6%         | 236        |
| Apr-14      | 52         | 37%         | 103          | 18%        | 0.50        | 279        | -10%       | 5.37             | 80        | 96.3%        | 212,600         | 4.3%         | 241,250        | 2.0%         | 238,469        | 4.1%         | 246        |
| May-14      | 60         | 20%         | 91           | -16%       | 0.66        | 292        | -13%       | 4.87             | 62        | 97.4%        | 217,700         | 4.9%         | 253,500        | 10.5%        | 261,236        | 12.1%        | 252        |
| Jun-14      | 54         | -4%         | 81           | -2%        | 0.67        | 291        | -11%       | 5.39             | 67        | 96.8%        | 219,600         | 4.0%         | 242,750        | 4.9%         | 254,559        | 7.5%         | 254        |
| Jul-14      | 56         | 17%         | 78           | 7%         | 0.72        | 283        | -12%       | 5.05             | 70        | 96.2%        | 217,200         | 2.3%         | 232,500        | 15.8%        | 241,264        | 16.3%        | 251        |
| Aug-14      | 50         | 16%         | 95           | 17%        | 0.53        | 302        | -7%        | 6.04             | 57        | 95.7%        | 217,700         | 3.4%         | 211,000        | -7.0%        | 229,710        | 3.4%         | 252        |
| Sep-14      | 44         | -2%         | 70           | -7%        | 0.63        | 295        | -4%        | 6.70             | 60        | 97.6%        | 216,100         | 5.9%         | 227,500        | -2.2%        | 249,663        | 4.4%         | 250        |
| Oct-14      | 38         | -22%        | 85           | 37%        | 0.45        | 295        | 4%         | 7.76             | 74        | 96.1%        | 214,900         | 5.7%         | 227,500        | 1.1%         | 252,342        | 16.4%        | 248        |
| Nov-14      | 33         | -11%        | 46           | 0%         | 0.72        | 268        | 6%         | 8.12             | 80        | 94.3%        | 215,700         | 6.3%         | 177,000        | -19.5%       | 192,394        | -17.9%       | 249        |
| Dec-14      | 27         | -10%        | 24           | -29%       | 1.13        | 232        | 5%         | 8.59             | 90        | 95.3%        | 213,000         | 7.4%         | 231,000        | 0.9%         | 233,394        | -5.7%        | 246        |
| <b>2014</b> | <b>484</b> | <b>0%</b>   | <b>843</b>   | <b>1%</b>  | <b>0.57</b> | <b>271</b> | <b>-7%</b> | <b>6.72</b>      | <b>72</b> | <b>96.3%</b> | <b>211,858</b>  | <b>2.6%</b>  | <b>225,000</b> | <b>0.0%</b>  | <b>238,080</b> | <b>4.7%</b>  | <b>245</b> |
| Jan-15      | 21         | 5%          | 51           | 16%        | 0.41        | 231        | 5%         | 11.00            | 121       | 94.8%        | 209,000         | 6.2%         | 133,500        | -31.5%       | 178,305        | -16.4%       | 242        |
| Feb-15      | 26         | 18%         | 54           | 8%         | 0.48        | 248        | 6%         | 9.54             | 102       | 94.6%        | 212,600         | 8.2%         | 178,500        | -0.8%        | 196,204        | 5.4%         | 246        |
| Mar-15      | 42         | 50%         | 72           | -5%        | 0.58        | 255        | -3%        | 6.07             | 90        | 96.4%        | 222,600         | 8.9%         | 235,750        | -0.7%        | 236,565        | -3.0%        | 257        |
| Apr-15      | 42         | -19%        | 122          | 18%        | 0.34        | 300        | 8%         | 7.14             | 86        | 97.1%        | 222,300         | 4.6%         | 251,500        | 4.2%         | 267,393        | 12.1%        | 257        |
| May-15      | 38         | -37%        | 91           | 0%         | 0.42        | 331        | 13%        | 8.71             | 88        | 95.8%        | 224,800         | 3.3%         | 240,000        | -5.3%        | 253,673        | -2.9%        | 260        |
| Jun-15      | 44         | -19%        | 98           | 21%        | 0.45        | 356        | 22%        | 8.09             | 64        | 95.7%        | 221,300         | 0.8%         | 240,250        | -1.0%        | 237,859        | -6.6%        | 256        |
| Jul-15      | 52         | -7%         | 58           | -26%       | 0.90        | 334        | 18%        | 6.42             | 78        | 97.2%        | 220,300         | 1.4%         | 252,250        | 8.5%         | 256,447        | 6.3%         | 255        |
| Aug-15      | 35         | -30%        | 62           | -35%       | 0.56        | 332        | 10%        | 9.49             | 84        | 95.3%        | 219,400         | 0.8%         | 215,000        | 1.9%         | 233,910        | 1.8%         | 254        |
| Sep-15      | 43         | -2%         | 73           | 4%         | 0.59        | 326        | 11%        | 7.58             | 74        | 97.2%        | 215,100         | -0.5%        | 230,000        | 1.1%         | 247,214        | -1.0%        | 249        |
| Oct-15      | 41         | 8%          | 80           | -6%        | 0.51        | 298        | 1%         | 7.27             | 70        | 96.1%        | 212,600         | -1.1%        | 220,000        | -3.3%        | 222,361        | -11.9%       | 246        |
| Nov-15      | 29         | -12%        | 54           | 17%        | 0.54        | 292        | 9%         | 10.07            | 68        | 97.0%        | 208,600         | -3.3%        | 223,000        | 26.0%        | 262,421        | 36.4%        | 241        |
| Dec-15      | 18         | -33%        | 35           | 46%        | 0.51        | 269        | 16%        | 14.94            | 109       | 96.2%        | 207,800         | -2.4%        | 251,500        | 8.9%         | 249,576        | 6.9%         | 240        |
| <b>2015</b> | <b>431</b> | <b>-11%</b> | <b>850</b>   | <b>1%</b>  | <b>0.51</b> | <b>298</b> | <b>10%</b> | <b>8.29</b>      | <b>83</b> | <b>96.3%</b> | <b>216,367</b>  | <b>2.1%</b>  | <b>227,500</b> | <b>1.1%</b>  | <b>240,114</b> | <b>0.9%</b>  | <b>250</b> |
| Jan-16      | 19         | -10%        | 59           | 16%        | 0.32        | 289        | 25%        | 15.21            | 87        | 95.7%        | 202,800         | -3.0%        | 250,000        | 87.3%        | 241,042        | 35.2%        | 235        |
| Feb-16      | 26         | 0%          | 74           | 37%        | 0.35        | 314        | 27%        | 12.08            | 83        | 96.0%        | 210,400         | -1.0%        | 255,500        | 43.1%        | 277,878        | 41.6%        | 243        |
| Mar-16      | 48         | 14%         | 76           | 6%         | 0.63        | 308        | 21%        | 6.42             | 97        | 96.2%        | 215,800         | -3.1%        | 236,000        | 0.1%         | 240,196        | 1.5%         | 250        |
| Apr-16      | 54         | 29%         | 103          | -16%       | 0.52        | 321        | 7%         | 5.94             | 90        | 95.5%        | 217,100         | -2.3%        | 217,500        | -13.5%       | 217,930        | -18.5%       | 251        |
| May-16      | 61         | 61%         | 111          | 22%        | 0.55        | 350        | 6%         | 5.74             | 78        | 95.5%        | 217,900         | -3.1%        | 245,000        | 2.1%         | 243,961        | -3.8%        | 252        |
| Jun-16      | 48         | 9%          | 98           | 0%         | 0.49        | 358        | 1%         | 7.46             | 65        | 96.0%        | 219,000         | -1.0%        | 213,750        | -11.0%       | 225,866        | -5.0%        | 253        |
| Jul-16      | 35         | -33%        | 80           | 38%        | 0.44        | 372        | 11%        | 10.63            | 71        | 95.9%        | 222,100         | 0.8%         | 220,000        | -12.8%       | 235,087        | -8.3%        | 257        |
| Aug-16      | 34         | -3%         | 85           | 37%        | 0.40        | 387        | 17%        | 11.38            | 66        | 95.1%        | 219,900         | 0.2%         | 214,500        | -0.2%        | 206,215        | -11.8%       | 254        |
| Sep-16      | 35         | -19%        | 78           | 7%         | 0.45        | 376        | 15%        | 10.74            | 93        | 96.3%        | 218,300         | 1.5%         | 235,000        | 2.2%         | 261,933        | 6.0%         | 252        |
| Oct-16      | 33         | -20%        | 57           | -29%       | 0.58        | 338        | 13%        | 10.24            | 79        | 94.6%        | 212,400         | -0.1%        | 210,000        | -4.5%        | 217,861        | -2.0%        | 246        |
| Nov-16      | 35         | 21%         | 65           | 20%        | 0.54        | 333        | 14%        | 9.51             | 85        | 95.2%        | 207,500         | -0.5%        | 190,000        | -14.8%       | 221,495        | -15.6%       | 240        |
| Dec-16      | 16         | -11%        | 35           | 0%         | 0.46        | 311        | 16%        | 19.44            | 83        | 93.6%        | 199,700         | -3.9%        | 168,500        | -33.0%       | 209,181        | -16.2%       | 231        |
| <b>2016</b> | <b>444</b> | <b>3%</b>   | <b>921</b>   | <b>8%</b>  | <b>0.48</b> | <b>338</b> | <b>14%</b> | <b>9.14</b>      | <b>81</b> | <b>95.6%</b> | <b>213,575</b>  | <b>-1.3%</b> | <b>224,500</b> | <b>-1.3%</b> | <b>233,156</b> | <b>-2.9%</b> | <b>247</b> |
| Jan-17      | 18         | -5%         | 51           | -14%       | 0.35        | 313        | 8%         | 17.39            | 111       | 94.5%        | 197,400         | -2.7%        | 214,500        | -14.2%       | 247,374        | 2.6%         | 228        |
| Feb-17      | 30         | 15%         | 61           | -18%       | 0.49        | 313        | 0%         | 10.43            | 112       | 94.1%        | 218,900         | -0.7%        | 194,250        | -24.0%       | 199,436        | -28.2%       | 242        |
| Mar-17      | 31         | -35%        | 83           | 9%         | 0.37        | 332        | 8%         | 10.71            | 94        | 95.6%        | 203,000         | -1.3%        | 195,000        | -17.4%       | 205,787        | -14.3%       | 246        |
| Apr-17      | 43         | -20%        | 75           | -27%       | 0.57        | 329        | 2%         | 7.65             | 89        | 96.5%        | 215,400         | -0.8%        | 239,900        | 10.3%        | 245,482        | 12.6%        | 249        |
| May-17      | 44         | -28%        | 116          | 5%         | 0.38        | 365        | 4%         | 8.30             | 85        | 95.7%        | 214,800         | -1.4%        | 223,700        | -8.7%        | 238,725        | -2.1%        | 248        |
| Jun-17      | 34         | -29%        | 90           | -8%        | 0.38        | 387        | 8%         | 11.38            | 87        | 95.4%        | 209,700         | -4.2%        | 185,000        | -13.5%       | 217,666        | -3.6%        | 242        |
| Jul-17      | 49         | 40%         | 72           | -10%       | 0.68        | 368        | -1%        | 7.51             | 68        | 95.1%        | 207,300         | -6.7%        | 230,000        | 4.5%         | 232,970        | -0.9%        | 240        |
| Aug-17      | 36         | 6%          | 76           | -11%       | 0.47        | 374        | -3%        | 10.39            | 77        | 94.9%        | 206,900         | -5.9%        | 191,750        | -10.6%       | 199,028        | -3.5%        | 239        |
| Sep-17      | 26         | -26%        | 69           | -12%       | 0.38        | 375        | 0%         | 14.42            | 79        | 94.2%        | 208,000         | -4.7%        | 231,500        | -1.5%        | 224,669        | -14.2%       | 241        |
| Oct-17      | 33         | 0%          | 74           | 30%        | 0.45        | 345        | 2%         | 10.45            | 86        | 95.0%        | 207,200         | -2.4%        | 242,000        | 15.2%        | 237,001        | 8.8%         | 240        |
| Nov-17      | 28         | -20%        | 55           | -15%       | 0.51        | 323        | -3%        | 11.54            | 92        | 94.3%        | 205,100         | -1.2%        | 203,700        | 7.2%         | 210,774        | -4.8%        | 237        |
| Dec-17      | 28         | 75%         | 32           | -9%        | 0.88        | 271        | -13%       | 9.68             | 99        | 93.2%        | 207,400         | 3.9%         | 230,000        | 36.5%        | 237,607        | 13.6%        | 240        |
| <b>2017</b> | <b>400</b> | <b>-10%</b> | <b>854</b>   | <b>-7%</b> | <b>0.47</b> | <b>341</b> | <b>1%</b>  | <b>10.24</b>     | <b>88</b> | <b>95.0%</b> | <b>208,425</b>  | <b>-2.4%</b> | <b>217,270</b> | <b>-3.2%</b> | <b>225,183</b> | <b>-3.4%</b> | <b>241</b> |
| Jan-18      | 21         | 17%         | 48           | -6%        | 0.44        | 273        | -13%       | 13.00            | 107       | 94.6%        | 214,600         | 8.7%         | 200,000        | -6.8%        | 212,076        | -14.3%       | 248        |
| Feb-18      | 19         | -37%        | 54           | -11%       | 0.35        | 280        | -11%       | 14.74            | 112       | 95.7%        | 210,000         | 0.5%         | 215,000        | 10.7%        | 219,158        | 9.9%         | 243        |
| Mar-18      | 29         | -6%         | 59           | -29%       | 0.49        | 283        | -15%       | 9.76             | 117       | 95.0%        | 208,600         | -2.1%        | 210,000        | 7.7%         | 256,190        | 24.5%        | 241        |
| Apr-18      | 27         | -37%        | 70           | -7%        | 0.39        | 299        | -9%        | 11.07            | 85        | 94.9%        | 211,000         | -2.0%        | 211,500        | -11.8%       | 197,985        | -19.3%       | 244        |
| May-18      | 46         | 5%          | 118          | 2%         | 0.39        | 328        | -10%       | 7.13             | 79        | 93.4%        | 199,300         | -7.2%        | 211,750        | -5.3%        | 228,668        | -4.2%        | 230        |
| Jun-18      | 41         | 21%         | 87           | -3%        | 0.47        | 338        | -13%       | 8.24             | 75        | 94.9%        | 204,100         | -2.7%        | 255,000        | 37.8%        | 264,033        | 21.3%        | 236        |
| Jul-18      | 25         | -49%        | 69           | -4%        | 0.36        | 343        | -7%        | 13.72            | 65        | 94.8%        | 205,900         | -0.7%        | 242,500        | 5.4%         | 246,796        | 5.9%         | 238        |
| Aug-18      | 30         | -17%        | 83           | 9%         | 0.36        | 354        | -5%        | 11.80            | 70        | 92.9%        | 209,800         | 1.4%         | 200,500        | 4.6%         | 211,218        | 6.1%         | 243        |
| Sep-18      | 31         | 19%         | 55           | -20%       | 0.56        |            |            |                  |           |              |                 |              |                |              |                |              |            |

PRINCE ALBERT

|             | Sales      | Y/Y%        | New Listings | Y/Y%        | S/NL Ratio  | Inventory  | Y/Y%        | Months of Supply | DOM       | SP/LP        | Benchmark Price | Y/Y%         | Median Price   | Y/Y%         | Average Price  | Y/Y%         | Index      |
|-------------|------------|-------------|--------------|-------------|-------------|------------|-------------|------------------|-----------|--------------|-----------------|--------------|----------------|--------------|----------------|--------------|------------|
| Jan-19      | 12         | -43%        | 58           | 21%         | 0.21        | 254        | -7%         | 21.17            | 102       | 94.2%        | 197,700         | -7.9%        | 138,500        | -30.8%       | 167,817        | -20.9%       | 229        |
| Feb-19      | 23         | 21%         | 31           | -43%        | 0.74        | 233        | -17%        | 10.13            | 98        | 94.4%        | 188,600         | -10.2%       | 187,000        | -13.0%       | 217,428        | -0.8%        | 218        |
| Mar-19      | 15         | -48%        | 70           | 19%         | 0.21        | 272        | -4%         | 18.13            | 104       | 93.6%        | 184,900         | -11.4%       | 192,000        | -8.6%        | 176,493        | -31.1%       | 214        |
| Apr-19      | 39         | 44%         | 69           | -1%         | 0.57        | 273        | -9%         | 7.00             | 69        | 94.6%        | 191,700         | -9.1%        | 199,900        | -5.5%        | 220,677        | 11.5%        | 222        |
| May-19      | 36         | -22%        | 102          | -14%        | 0.35        | 312        | -5%         | 8.67             | 76        | 94.7%        | 199,900         | 0.3%         | 226,500        | 7.0%         | 232,474        | 1.7%         | 231        |
| Jun-19      | 33         | -20%        | 70           | -20%        | 0.47        | 322        | -5%         | 9.76             | 60        | 95.0%        | 202,000         | -1.0%        | 247,500        | -2.9%        | 233,032        | -11.7%       | 234        |
| Jul-19      | 32         | 28%         | 66           | -4%         | 0.48        | 322        | -6%         | 10.06            | 92        | 94.6%        | 198,000         | -3.8%        | 214,000        | -11.8%       | 217,111        | -12.0%       | 229        |
| Aug-19      | 43         | 43%         | 60           | -28%        | 0.72        | 308        | -13%        | 7.16             | 62        | 94.4%        | 204,000         | -2.8%        | 215,000        | 7.2%         | 213,316        | 1.0%         | 236        |
| Sep-19      | 30         | -3%         | 56           | 2%          | 0.54        | 297        | -12%        | 9.90             | 86        | 94.7%        | 207,900         | 1.3%         | 247,000        | 12.3%        | 250,272        | 7.9%         | 240        |
| Oct-19      | 39         | 39%         | 46           | 18%         | 0.85        | 264        | -17%        | 6.77             | 84        | 94.7%        | 207,600         | 0.2%         | 250,000        | 15.7%        | 247,235        | 5.2%         | 240        |
| Nov-19      | 21         | -25%        | 53           | 36%         | 0.40        | 268        | -7%         | 12.76            | 94        | 94.9%        | 203,500         | -1.6%        | 200,000        | -20.3%       | 225,083        | -3.5%        | 235        |
| Dec-19      | 13         | 30%         | 34           | 62%         | 0.38        | 238        | -2%         | 18.31            | 69        | 96.0%        | 200,500         | -0.1%        | 175,000        | -22.7%       | 183,731        | -17.0%       | 232        |
| <b>2019</b> | <b>336</b> | <b>0%</b>   | <b>715</b>   | <b>-4%</b>  | <b>0.47</b> | <b>280</b> | <b>-9%</b>  | <b>10.01</b>     | <b>80</b> | <b>94.7%</b> | <b>198,858</b>  | <b>-3.9%</b> | <b>215,500</b> | <b>-2.0%</b> | <b>222,361</b> | <b>-4.2%</b> | <b>230</b> |
| Jan-20      | 15         | 25%         | 46           | -21%        | 0.33        | 246        | -3%         | 16.40            | 92        | 94.7%        | 196,800         | -0.5%        | 200,000        | 44.4%        | 186,260        | 11.0%        | 228        |
| Feb-20      | 18         | -22%        | 53           | 71%         | 0.34        | 261        | 12%         | 14.50            | 102       | 93.3%        | 191,400         | 1.5%         | 197,500        | 5.6%         | 211,500        | -2.7%        | 221        |
| Mar-20      | 24         | 60%         | 60           | -14%        | 0.40        | 259        | -5%         | 10.79            | 68        | 94.7%        | 194,300         | 5.1%         | 199,500        | 3.9%         | 207,152        | 17.4%        | 225        |
| Apr-20      | 24         | -38%        | 53           | -23%        | 0.45        | 267        | -2%         | 11.13            | 105       | 92.1%        | 191,000         | -0.4%        | 156,584        | -21.7%       | 173,142        | -21.5%       | 221        |
| May-20      | 36         | 0%          | 61           | -40%        | 0.59        | 266        | -15%        | 7.39             | 84        | 94.6%        | 193,600         | -3.2%        | 229,500        | 1.3%         | 228,850        | -1.6%        | 224        |
| Jun-20      | 46         | 39%         | 73           | 4%          | 0.63        | 256        | -20%        | 5.57             | 70        | 95.7%        | 197,900         | -2.0%        | 228,750        | -7.6%        | 222,083        | -4.7%        | 229        |
| Jul-20      | 52         | 63%         | 75           | 14%         | 0.69        | 265        | -18%        | 5.10             | 85        | 95.5%        | 204,600         | 3.3%         | 228,000        | 6.5%         | 236,225        | 8.8%         | 237        |
| Aug-20      | 51         | 19%         | 51           | -15%        | 1.00        | 241        | -22%        | 4.73             | 104       | 95.8%        | 202,300         | -0.8%        | 205,000        | -4.7%        | 215,890        | 1.2%         | 234        |
| Sep-20      | 30         | 0%          | 67           | 20%         | 0.45        | 260        | -12%        | 8.67             | 93        | 95.7%        | 200,600         | -3.5%        | 225,500        | -8.7%        | 220,230        | -12.0%       | 232        |
| Oct-20      | 41         | 5%          | 62           | 35%         | 0.66        | 261        | -1%         | 6.37             | 87        | 95.2%        | 208,500         | 0.4%         | 210,000        | -16.0%       | 232,944        | -5.8%        | 241        |
| Nov-20      | 34         | 62%         | 44           | -17%        | 0.77        | 240        | -10%        | 7.06             | 77        | 94.4%        | 209,800         | 3.1%         | 227,500        | 13.8%        | 224,787        | -0.1%        | 243        |
| Dec-20      | 35         | 169%        | 32           | -6%         | 1.09        | 202        | -15%        | 5.77             | 92        | 94.6%        | 205,200         | 2.3%         | 175,000        | 0.0%         | 204,074        | 11.1%        | 237        |
| <b>2020</b> | <b>406</b> | <b>21%</b>  | <b>677</b>   | <b>-5%</b>  | <b>0.60</b> | <b>252</b> | <b>-10%</b> | <b>7.45</b>      | <b>87</b> | <b>95.0%</b> | <b>199,667</b>  | <b>0.4%</b>  | <b>215,000</b> | <b>-0.2%</b> | <b>217,782</b> | <b>-2.1%</b> | <b>231</b> |
| Jan-21      | 41         | 173%        | 66           | 43%         | 0.62        | 214        | -13%        | 5.22             | 72        | 95.3%        | 207,600         | 5.5%         | 211,000        | 5.5%         | 228,190        | 22.5%        | 240        |
| Feb-21      | 50         | 178%        | 49           | -8%         | 1.02        | 198        | -24%        | 3.96             | 84        | 95.9%        | 213,500         | 11.5%        | 228,650        | 15.8%        | 235,300        | 11.3%        | 247        |
| Mar-21      | 43         | 79%         | 86           | 43%         | 0.50        | 223        | -14%        | 5.19             | 81        | 96.1%        | 219,900         | 13.2%        | 239,000        | 19.8%        | 246,455        | 19.0%        | 254        |
| Apr-21      | 51         | 113%        | 82           | 55%         | 0.62        | 234        | -12%        | 4.59             | 70        | 95.5%        | 219,600         | 15.0%        | 237,000        | 51.4%        | 242,431        | 40.0%        | 254        |
| May-21      | 49         | 36%         | 77           | 26%         | 0.64        | 246        | -8%         | 5.02             | 68        | 96.4%        | 225,100         | 16.3%        | 237,500        | 3.5%         | 254,780        | 11.3%        | 260        |
| Jun-21      | 52         | 13%         | 78           | 7%          | 0.67        | 245        | -4%         | 4.71             | 51        | 97.0%        | 226,000         | 14.2%        | 237,250        | 3.7%         | 248,843        | 12.0%        | 261        |
| Jul-21      | 46         | -12%        | 78           | 4%          | 0.59        | 264        | 0%          | 5.74             | 60        | 95.1%        | 223,700         | 9.3%         | 245,000        | 7.5%         | 242,605        | 2.7%         | 259        |
| Aug-21      | 49         | -4%         | 70           | 37%         | 0.70        | 265        | 10%         | 5.41             | 74        | 96.0%        | 228,800         | 13.1%        | 243,000        | 18.5%        | 222,555        | 3.1%         | 265        |
| Sep-21      | 44         | 47%         | 59           | -12%        | 0.75        | 243        | -7%         | 5.52             | 57        | 95.5%        | 221,500         | 10.4%        | 191,250        | -15.2%       | 208,550        | -5.3%        | 256        |
| Oct-21      | 44         | 7%          | 67           | 8%          | 0.66        | 237        | -9%         | 5.39             | 84        | 94.9%        | 221,000         | 6.0%         | 220,000        | 4.8%         | 226,002        | -3.0%        | 256        |
| Nov-21      | 52         | 53%         | 47           | 7%          | 1.11        | 211        | -12%        | 4.06             | 70        | 95.3%        | 225,200         | 7.3%         | 235,000        | 3.3%         | 224,190        | -0.3%        | 260        |
| Dec-21      | 25         | -29%        | 22           | -31%        | 1.14        | 174        | -14%        | 6.96             | 102       | 95.9%        | 218,700         | 6.6%         | 229,900        | 31.4%        | 263,262        | 29.0%        | 253        |
| <b>2021</b> | <b>546</b> | <b>34%</b>  | <b>781</b>   | <b>15%</b>  | <b>0.70</b> | <b>230</b> | <b>-9%</b>  | <b>5.04</b>      | <b>71</b> | <b>95.8%</b> | <b>220,883</b>  | <b>10.6%</b> | <b>231,000</b> | <b>7.4%</b>  | <b>236,138</b> | <b>8.4%</b>  | <b>255</b> |
| Jan-22      | 21         | -49%        | 25           | -62%        | 0.84        | 162        | -24%        | 7.71             | 74        | 95.0%        | 218,400         | 5.2%         | 214,000        | 1.4%         | 208,748        | -8.5%        | 253        |
| Feb-22      | 26         | -48%        | 44           | -10%        | 0.59        | 172        | -13%        | 6.62             | 114       | 95.6%        | 214,000         | 0.2%         | 212,250        | -7.2%        | 218,645        | -7.1%        | 247        |
| Mar-22      | 40         | -7%         | 60           | -30%        | 0.67        | 173        | -22%        | 4.33             | 66        | 96.6%        | 224,600         | 2.1%         | 232,500        | -2.7%        | 235,943        | -4.3%        | 260        |
| Apr-22      | 36         | -29%        | 74           | -10%        | 0.49        | 193        | -18%        | 5.36             | 51        | 96.6%        | 231,700         | 5.5%         | 244,250        | 3.1%         | 255,240        | 5.3%         | 268        |
| May-22      | 49         | 0%          | 80           | 4%          | 0.61        | 211        | -14%        | 4.31             | 49        | 96.9%        | 234,500         | 4.2%         | 219,500        | -7.6%        | 238,530        | -6.4%        | 271        |
| Jun-22      | 51         | -2%         | 71           | -9%         | 0.72        | 208        | -15%        | 4.08             | 43        | 97.6%        | 233,000         | 3.1%         | 268,000        | 13.0%        | 261,904        | 5.2%         | 269        |
| Jul-22      | 39         | -15%        | 52           | -33%        | 0.75        | 205        | -22%        | 5.26             | 43        | 96.6%        | 236,100         | 5.5%         | 235,000        | -4.1%        | 254,672        | 5.0%         | 273        |
| Aug-22      | 42         | -14%        | 69           | -1%         | 0.61        | 217        | -18%        | 5.17             | 48        | 97.0%        | 241,900         | 5.7%         | 262,450        | 8.0%         | 280,150        | 25.9%        | 280        |
| Sep-22      | 35         | -20%        | 76           | 29%         | 0.46        | 242        | 0%          | 6.91             | 46        | 95.6%        | 239,800         | 8.3%         | 170,000        | -11.1%       | 197,593        | -5.3%        | 277        |
| Oct-22      | 34         | -23%        | 42           | -37%        | 0.81        | 215        | -9%         | 6.32             | 81        | 95.2%        | 240,000         | 8.6%         | 209,500        | -4.8%        | 226,212        | 0.1%         | 278        |
| Nov-22      | 27         | -48%        | 31           | -34%        | 0.87        | 184        | -13%        | 6.81             | 83        | 94.3%        | 229,100         | 1.7%         | 200,000        | -14.9%       | 215,383        | -3.9%        | 265        |
| Dec-22      | 16         | -36%        | 21           | -5%         | 0.76        | 164        | -6%         | 10.25            | 81        | 94.7%        | 220,100         | 0.6%         | 219,000        | -4.7%        | 217,844        | -17.3%       | 255        |
| <b>2022</b> | <b>416</b> | <b>-24%</b> | <b>645</b>   | <b>-17%</b> | <b>0.64</b> | <b>196</b> | <b>-15%</b> | <b>5.64</b>      | <b>61</b> | <b>96.3%</b> | <b>230,267</b>  | <b>4.2%</b>  | <b>226,500</b> | <b>-1.9%</b> | <b>238,813</b> | <b>1.1%</b>  | <b>266</b> |
| Jan-23      | 18         | -14%        | 34           | 36%         | 0.53        | 157        | -3%         | 8.72             | 90        | 95.8%        | 222,100         | 1.7%         | 307,800        | 43.8%        | 297,354        | 42.4%        | 257        |
| Feb-23      |            |             |              |             |             |            |             |                  |           |              |                 |              |                |              |                |              |            |
| Mar-23      |            |             |              |             |             |            |             |                  |           |              |                 |              |                |              |                |              |            |
| Apr-23      |            |             |              |             |             |            |             |                  |           |              |                 |              |                |              |                |              |            |
| May-23      |            |             |              |             |             |            |             |                  |           |              |                 |              |                |              |                |              |            |
| Jun-23      |            |             |              |             |             |            |             |                  |           |              |                 |              |                |              |                |              |            |
| Jul-23      |            |             |              |             |             |            |             |                  |           |              |                 |              |                |              |                |              |            |
| Aug-23      |            |             |              |             |             |            |             |                  |           |              |                 |              |                |              |                |              |            |
| Sep-23      |            |             |              |             |             |            |             |                  |           |              |                 |              |                |              |                |              |            |
| Oct-23      |            |             |              |             |             |            |             |                  |           |              |                 |              |                |              |                |              |            |
| Nov-23      |            |             |              |             |             |            |             |                  |           |              |                 |              |                |              |                |              |            |
| Dec-23      |            |             |              |             |             |            |             |                  |           |              |                 |              |                |              |                |              |            |
| <b>2023</b> | <b>18</b>  | <b>-14%</b> | <b>34</b>    | <b>36%</b>  | <b>0.53</b> | <b>157</b> | <b>-3%</b>  | <b>8.72</b>      | <b>90</b> | <b>95.8%</b> | <b>222,100</b>  | <b>1.7%</b>  | <b>307,800</b> | <b>43.8%</b> | <b>297,354</b> | <b>42.4%</b> | <b>257</b> |

PRINCE ALBERT

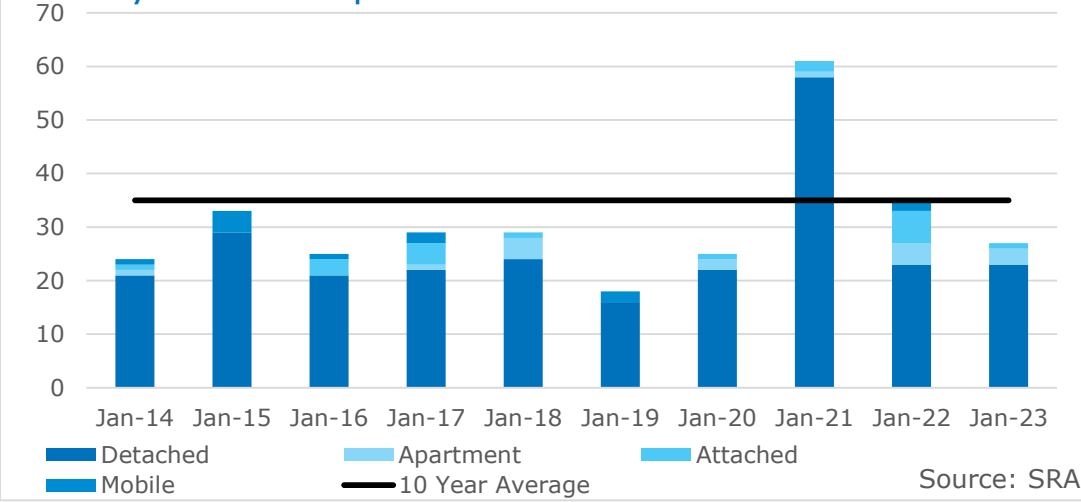
|        | Sales | Y/Y% | New Listings | Y/Y% | S/NL Ratio | Inventory | Y/Y% | Months of Supply | DOM | SP/LP | Benchmark Price | Y/Y%  | Median Price | Y/Y%   | Average Price | Y/Y%   | Index |
|--------|-------|------|--------------|------|------------|-----------|------|------------------|-----|-------|-----------------|-------|--------------|--------|---------------|--------|-------|
| Jan-13 | 19    | -42% | 40           | 0%   | 0.48       | 181       | 26%  | 9.53             | 70  | 93.9% | 206,000         | 7.6%  | 160,000      | -25.2% | 187,358       | -16.6% | 238   |
| Feb-13 | 17    | -29% | 47           | 0%   | 0.36       | 205       | 35%  | 12.06            | 83  | 97.0% | 209,000         | 9.2%  | 212,000      | -7.2%  | 237,524       | 2.6%   | 242   |
| Mar-13 | 38    | -24% | 56           | -24% | 0.68       | 209       | 27%  | 5.50             | 81  | 96.3% | 207,600         | 6.2%  | 228,500      | 20.0%  | 232,350       | 2.9%   | 240   |
| Apr-13 | 31    | -24% | 73           | -11% | 0.42       | 233       | 21%  | 7.52             | 79  | 96.9% | 203,600         | 3.6%  | 230,000      | -1.3%  | 228,679       | 5.2%   | 236   |
| May-13 | 46    | 2%   | 96           | 4%   | 0.48       | 258       | 15%  | 5.61             | 57  | 97.4% | 207,300         | 4.1%  | 230,188      | -4.1%  | 239,469       | -3.0%  | 240   |
| Jun-13 | 45    | 15%  | 65           | 35%  | 0.69       | 252       | 19%  | 5.60             | 77  | 97.2% | 211,100         | 5.8%  | 230,000      | 2.7%   | 245,181       | 6.8%   | 244   |
| Jul-13 | 40    | 33%  | 68           | 39%  | 0.59       | 260       | 27%  | 6.50             | 54  | 96.2% | 212,100         | 4.5%  | 214,000      | -9.9%  | 216,338       | -14.5% | 246   |
| Aug-13 | 40    | -2%  | 70           | 9%   | 0.57       | 263       | 23%  | 6.58             | 67  | 96.8% | 210,300         | 7.1%  | 227,000      | 0.0%   | 224,356       | -3.8%  | 243   |
| Sep-13 | 38    | -7%  | 64           | 14%  | 0.59       | 251       | 14%  | 6.61             | 84  | 96.4% | 204,000         | 3.1%  | 228,750      | 7.9%   | 243,365       | -6.0%  | 236   |
| Oct-13 | 43    | -7%  | 52           | 27%  | 0.83       | 230       | 21%  | 5.35             | 87  | 96.0% | 203,200         | 2.2%  | 228,000      | -0.7%  | 226,244       | -5.4%  | 235   |
| Nov-13 | 32    | 33%  | 41           | -20% | 0.78       | 203       | 0%   | 6.34             | 61  | 95.7% | 202,900         | 1.3%  | 222,500      | -3.2%  | 240,578       | 3.8%   | 235   |
| Dec-13 | 27    | 42%  | 26           | 30%  | 1.04       | 174       | -1%  | 6.44             | 76  | 96.1% | 198,200         | -3.0% | 229,000      | -2.6%  | 252,048       | -6.0%  | 229   |
| 2013   | 416   | -4%  | 698          | 5%   | 0.60       | 227       | 18%  | 6.54             | 72  | 96.5% | 206,275         | 4.2%  | 225,500      | -1.1%  | 232,386       | -2.0%  | 239   |
| Jan-14 | 17    | -11% | 39           | -3%  | 0.44       | 174       | -4%  | 10.24            | 91  | 95.2% | 196,700         | -4.5% | 190,000      | 18.8%  | 219,218       | 17.0%  | 228   |
| Feb-14 | 20    | 18%  | 40           | -15% | 0.50       | 188       | -8%  | 9.40             | 87  | 95.6% | 196,400         | -6.0% | 199,000      | -6.1%  | 190,225       | -19.9% | 227   |
| Mar-14 | 24    | -37% | 61           | 9%   | 0.39       | 208       | 0%   | 8.67             | 70  | 96.0% | 204,400         | -1.5% | 232,450      | 1.7%   | 244,658       | 5.3%   | 237   |
| Apr-14 | 46    | 48%  | 82           | 12%  | 0.56       | 216       | -7%  | 4.70             | 80  | 96.3% | 212,500         | 4.4%  | 249,000      | 8.3%   | 248,298       | 8.6%   | 246   |
| May-14 | 58    | 26%  | 81           | -16% | 0.72       | 228       | -12% | 3.93             | 63  | 97.4% | 217,600         | 5.0%  | 253,500      | 10.1%  | 261,498       | 9.2%   | 252   |
| Jun-14 | 45    | 0%   | 73           | 12%  | 0.62       | 234       | -7%  | 5.20             | 58  | 96.8% | 219,500         | 4.0%  | 254,000      | 10.4%  | 260,993       | 6.4%   | 254   |
| Jul-14 | 50    | 25%  | 69           | 1%   | 0.72       | 228       | -12% | 4.56             | 62  | 96.3% | 217,100         | 2.4%  | 237,500      | 11.0%  | 249,485       | 15.3%  | 251   |
| Aug-14 | 42    | 5%   | 79           | 13%  | 0.53       | 243       | -8%  | 5.79             | 61  | 95.8% | 217,600         | 3.5%  | 215,000      | -5.3%  | 239,674       | 6.8%   | 252   |
| Sep-14 | 39    | 3%   | 55           | -14% | 0.71       | 234       | -7%  | 6.00             | 58  | 97.8% | 216,000         | 5.9%  | 230,000      | 0.5%   | 253,581       | 4.2%   | 250   |
| Oct-14 | 32    | -26% | 69           | 33%  | 0.46       | 233       | 1%   | 7.28             | 76  | 96.2% | 214,800         | 5.7%  | 227,500      | -0.2%  | 249,316       | 10.2%  | 249   |
| Nov-14 | 29    | -9%  | 39           | -5%  | 0.74       | 213       | 5%   | 7.34             | 72  | 94.4% | 215,700         | 6.3%  | 170,000      | -23.6% | 189,103       | -21.4% | 250   |
| Dec-14 | 23    | -15% | 16           | -38% | 1.44       | 177       | 2%   | 7.70             | 96  | 94.5% | 212,900         | 7.4%  | 231,000      | 0.9%   | 239,115       | -5.1%  | 246   |
| 2014   | 425   | 2%   | 703          | 1%   | 0.60       | 215       | -5%  | 6.06             | 70  | 96.3% | 211,767         | 2.7%  | 230,000      | 2.0%   | 242,655       | 4.4%   | 245   |
| Jan-15 | 18    | 6%   | 40           | 3%   | 0.45       | 173       | -1%  | 9.61             | 108 | 95.4% | 208,800         | 6.2%  | 164,500      | -13.4% | 195,800       | -10.7% | 242   |
| Feb-15 | 22    | 10%  | 45           | 13%  | 0.49       | 187       | -1%  | 8.50             | 117 | 94.7% | 212,500         | 8.2%  | 196,750      | -1.1%  | 215,695       | 13.4%  | 246   |
| Mar-15 | 36    | 50%  | 61           | 0%   | 0.59       | 193       | -7%  | 5.36             | 76  | 96.1% | 222,600         | 8.9%  | 221,950      | -4.5%  | 230,538       | -5.8%  | 258   |
| Apr-15 | 39    | -15% | 106          | 29%  | 0.37       | 236       | 9%   | 6.05             | 83  | 97.2% | 222,200         | 4.6%  | 255,000      | 2.4%   | 278,487       | 12.2%  | 257   |
| May-15 | 34    | -41% | 75           | -7%  | 0.45       | 261       | 14%  | 7.68             | 92  | 95.6% | 224,700         | 3.3%  | 240,000      | -5.3%  | 256,850       | -1.8%  | 260   |
| Jun-15 | 39    | -13% | 83           | 14%  | 0.47       | 284       | 21%  | 7.28             | 62  | 96.0% | 221,200         | 0.8%  | 232,500      | -8.5%  | 239,456       | -8.3%  | 256   |
| Jul-15 | 48    | -4%  | 44           | -36% | 1.09       | 258       | 13%  | 5.38             | 80  | 97.2% | 220,200         | 1.4%  | 254,750      | 7.3%   | 256,067       | 2.6%   | 255   |
| Aug-15 | 29    | -31% | 52           | -34% | 0.56       | 259       | 7%   | 8.93             | 73  | 95.0% | 219,300         | 0.8%  | 220,000      | 2.3%   | 244,753       | 2.1%   | 254   |
| Sep-15 | 36    | -8%  | 56           | 2%   | 0.64       | 253       | 8%   | 7.03             | 69  | 96.0% | 215,100         | -0.4% | 225,000      | -2.2%  | 238,056       | -6.1%  | 249   |
| Oct-15 | 34    | 6%   | 67           | -3%  | 0.51       | 235       | 1%   | 6.91             | 71  | 96.2% | 212,500         | -1.1% | 232,500      | 2.2%   | 233,229       | -6.5%  | 246   |
| Nov-15 | 24    | -17% | 37           | -5%  | 0.65       | 223       | 5%   | 9.29             | 71  | 95.8% | 208,600         | -3.3% | 235,000      | 38.2%  | 262,654       | 38.9%  | 241   |
| Dec-15 | 16    | -30% | 25           | 56%  | 0.64       | 203       | 15%  | 12.69            | 111 | 95.4% | 207,600         | -2.5% | 251,500      | 8.9%   | 253,350       | 6.0%   | 240   |
| 2015   | 375   | -12% | 691          | -2%  | 0.54       | 230       | 7%   | 7.37             | 81  | 96.1% | 216,275         | 2.1%  | 230,000      | 0.0%   | 244,661       | 0.8%   | 250   |
| Jan-16 | 16    | -11% | 46           | 15%  | 0.35       | 215       | 24%  | 13.44            | 94  | 94.3% | 202,700         | -2.9% | 226,750      | 37.8%  | 228,494       | 16.7%  | 235   |
| Feb-16 | 22    | 0%   | 61           | 36%  | 0.36       | 237       | 27%  | 10.77            | 89  | 95.6% | 210,400         | -1.0% | 255,500      | 29.9%  | 273,732       | 26.9%  | 244   |
| Mar-16 | 43    | 19%  | 62           | 2%   | 0.69       | 233       | 21%  | 5.42             | 97  | 96.0% | 216,000         | -3.0% | 225,000      | 1.4%   | 238,809       | 3.6%   | 250   |
| Apr-16 | 45    | 15%  | 90           | -15% | 0.50       | 248       | 5%   | 5.51             | 86  | 95.1% | 217,300         | -2.2% | 215,000      | -15.7% | 222,876       | -20.0% | 252   |
| May-16 | 55    | 62%  | 91           | 21%  | 0.60       | 271       | 4%   | 4.93             | 78  | 95.4% | 218,000         | -3.0% | 250,000      | 4.2%   | 248,450       | -3.3%  | 252   |
| Jun-16 | 41    | 5%   | 82           | -1%  | 0.50       | 282       | -1%  | 6.88             | 52  | 95.6% | 219,200         | -0.9% | 215,000      | -7.5%  | 225,696       | -5.7%  | 254   |
| Jul-16 | 31    | -35% | 67           | 52%  | 0.46       | 294       | 14%  | 9.48             | 74  | 96.1% | 222,200         | 0.9%  | 220,000      | -13.6% | 233,421       | -8.8%  | 257   |
| Aug-16 | 32    | 10%  | 74           | 42%  | 0.43       | 306       | 18%  | 9.56             | 64  | 95.2% | 219,900         | 0.3%  | 214,500      | -2.5%  | 208,791       | -14.7% | 255   |
| Sep-16 | 31    | -14% | 65           | 16%  | 0.48       | 301       | 19%  | 9.71             | 86  | 96.8% | 218,400         | 1.5%  | 235,000      | 4.4%   | 270,505       | 13.6%  | 253   |
| Oct-16 | 31    | -9%  | 50           | -25% | 0.62       | 267       | 14%  | 8.61             | 80  | 94.2% | 212,400         | 0.0%  | 185,000      | -20.4% | 209,239       | -10.3% | 246   |
| Nov-16 | 31    | 29%  | 51           | 38%  | 0.61       | 262       | 17%  | 8.45             | 74  | 95.3% | 207,600         | -0.5% | 202,500      | -13.8% | 235,848       | -10.2% | 240   |
| Dec-16 | 16    | 0%   | 29           | 16%  | 0.55       | 243       | 20%  | 15.19            | 83  | 93.6% | 199,600         | -3.9% | 168,500      | -33.0% | 209,181       | -17.4% | 231   |
| 2016   | 394   | 5%   | 768          | 11%  | 0.51       | 263       | 14%  | 8.02             | 79  | 95.4% | 213,642         | -1.2% | 224,500      | -2.4%  | 234,371       | -4.2%  | 247   |
| Jan-17 | 15    | -6%  | 39           | -15% | 0.38       | 242       | 13%  | 16.13            | 121 | 94.8% | 197,100         | -2.8% | 210,000      | -7.4%  | 234,923       | 2.8%   | 228   |
| Feb-17 | 23    | 5%   | 53           | -13% | 0.43       | 252       | 6%   | 10.96            | 112 | 94.3% | 209,000         | -0.7% | 227,500      | -11.0% | 220,068       | -19.6% | 242   |
| Mar-17 | 31    | -28% | 74           | 19%  | 0.42       | 266       | 14%  | 8.58             | 94  | 95.6% | 213,200         | -1.3% | 195,000      | -13.3% | 205,787       | -13.8% | 247   |
| Apr-17 | 33    | -27% | 64           | -29% | 0.52       | 270       | 9%   | 8.18             | 74  | 96.2% | 215,500         | -0.8% | 239,900      | 11.6%  | 246,918       | 10.8%  | 249   |
| May-17 | 39    | -29% | 95           | 4%   | 0.41       | 295       | 9%   | 7.56             | 69  | 95.7% | 215,100         | -1.3% | 227,500      | -9.0%  | 245,164       | -1.3%  | 249   |
| Jun-17 | 31    | -24% | 74           | -10% | 0.42       | 310       | 10%  | 10.00            | 87  | 95.3% | 209,700         | -4.3% | 185,000      | -14.0% | 219,218       | -2.9%  | 243   |
| Jul-17 | 41    | 32%  | 58           | -13% | 0.71       | 295       | 0%   | 7.20             | 67  | 95.0% | 207,400         | -6.7% | 220,000      | 0.0%   | 230,504       | -1.2%  | 240   |
| Aug-17 | 33    | 3%   | 62           | -16% | 0.53       | 295       | -4%  | 8.94             | 78  | 94.8% | 206,900         | -5.9% | 191,000      | -11.0% | 197,576       | -5.4%  | 240   |
| Sep-17 | 22    | -29% | 55           | -15% | 0.40       | 287       | -5%  | 13.05            | 75  | 93.9% | 208,000         | -4.8% | 223,000      | -5.1%  | 217,109       | -19.7% | 241   |
| Oct-17 | 28    | -10% | 64           | 28%  | 0.44       | 266       | 0%   | 9.50             | 82  | 94.9% | 207,200         | -2.4% | 237,250      | 28.2%  | 243,412       | 16.3%  | 240   |
| Nov-17 | 24    | -23% | 48           | -6%  | 0.50       | 253       | -3%  | 10.54            | 70  | 94.1% | 205,300         | -1.1% | 195,200      | -3.6%  | 203,392       | -13.8% | 238   |
| Dec-17 | 26    | 63%  | 29           | 0%   | 0.90       | 211       | -13% | 8.12             | 98  | 93.3% | 207,900         | 4.2%  | 236,250      | 40.2%  | 240,615       | 15.0%  | 241   |
| 2017   | 346   | -12% | 715          | -7%  | 0.48       | 270       | 3%   | 9.37             | 83  | 94.9% | 208,525         | -2.4% | 215,000      | -4.2%  | 225,926       | -3.6%  | 241   |
| Jan-18 | 17    | 13%  | 41           | 5%   | 0.41       | 213       | -12% | 12.53            | 101 | 94.9% | 215,100         | 9.1%  | 208,000      | -1.0%  | 216,682       | -7.8%  | 249   |
| Feb-18 | 19    | -17% | 48           | -9%  | 0.40       | 217       | -14% | 11.42            | 112 | 95.7% | 210,300         | 0.6%  | 215,000      | -5.5%  | 219,158       | -0.4%  | 243   |
| Mar-18 | 26    | -16% | 51           | -31% | 0.51       | 222       | -17% | 8.54             | 117 | 94.9% | 208,900         | -2.0% | 203,750      | 4.5%   | 248,519       | 20.8%  | 242   |
| Apr-18 | 23    | -30% | 53           | -17% | 0.43       | 235       | -13% | 10.22            | 68  | 95.4% | 211,300         | -1.9% | 211,500      | -11.8% | 200,722       | -18.7% | 245   |
| May-18 | 40    | 3%   | 100          | 5%   | 0.40       | 260       | -12% | 6.50             | 80  | 93.4% | 199,300         | -7.3% | 220,750      | -3.0%  | 235,518       | -3.9%  | 231   |
| Jun-18 | 35    | 13%  | 74           | 0%   | 0.47       | 266       | -14% | 7.60             | 71  | 95.4% | 204,200         | -2.6% | 260,000      | 40.5%  | 265,267       | 21.0%  | 236   |
| Jul-18 | 23    | -44% | 53           | -9%  | 0.43       | 266       | -10% | 11.57            | 52  | 94.8% | 206,100         | -0.6% | 242,500      | 10.2%  | 246,083       | 6.8%   | 239   |
| Aug-18 | 23    | -30% | 72           | 16%  | 0.32       | 282       | -4%  | 12.26            | 73  | 92.5% | 210,200         | 1.6%  | 215,000      | 12.6%  | 227,278       | 15.0%  | 243   |
| Sep-18 | 27    | 23%  | 46           | -16% | 0.59       | 270       | -6%  | 10.00            | 77  | 94.8% | 205,500         | -1.2% | 215,000      | -3.6%  | 229,330       | 5.6%   | 238   |
| Oct-18 | 25    | -11% | 32           | -50% | 0.78       | 251       | -6%  | 10.04            | 87  | 92.7% | 207,500         | 0.1%  | 210,000      | -11.5% | 229,740       | -5.6%  | 240   |
| Nov-18 | 25    | 4%   | 26           | -46% | 0.96       | 220       | -13% | 8.80             | 101 | 94.1% | 206,900         | 0.8%  | 242,000      | 24.0%  | 231,40        |        |       |

PRINCE ALBERT

|             | Sales      | Y/Y%        | New Listings | Y/Y%        | S/NL Ratio  | Inventory  | Y/Y%        | Months of Supply | DOM       | SP/LP        | Benchmark Price | Y/Y%         | Median Price   | Y/Y%         | Average Price  | Y/Y%         | Index      |
|-------------|------------|-------------|--------------|-------------|-------------|------------|-------------|------------------|-----------|--------------|-----------------|--------------|----------------|--------------|----------------|--------------|------------|
| Jan-19      | 11         | -35%        | 44           | 7%          | 0.25        | 192        | -10%        | 17.45            | 108       | 94.3%        | 197,900         | -8.0%        | 140,000        | -32.7%       | 177,118        | -18.3%       | 229        |
| Feb-19      | 21         | 11%         | 26           | -46%        | 0.81        | 173        | -20%        | 8.24             | 87        | 94.3%        | 189,000         | -10.1%       | 213,500        | -0.7%        | 220,969        | 0.8%         | 219        |
| Mar-19      | 13         | -50%        | 60           | 18%         | 0.22        | 207        | -7%         | 15.92            | 117       | 93.8%        | 185,100         | -11.4%       | 155,000        | -23.9%       | 165,954        | -33.2%       | 214        |
| Apr-19      | 34         | 48%         | 58           | 9%          | 0.59        | 211        | -10%        | 6.21             | 71        | 94.6%        | 191,800         | -9.2%        | 202,450        | -4.3%        | 221,953        | 10.6%        | 222        |
| May-19      | 33         | -18%        | 86           | -14%        | 0.38        | 242        | -7%         | 7.33             | 77        | 94.6%        | 200,200         | 0.5%         | 228,000        | 3.3%         | 231,977        | -1.5%        | 232        |
| Jun-19      | 25         | -29%        | 58           | -22%        | 0.43        | 253        | -5%         | 10.12            | 47        | 95.4%        | 202,400         | -0.9%        | 247,500        | -4.8%        | 234,742        | -11.5%       | 234        |
| Jul-19      | 25         | 9%          | 56           | 6%          | 0.45        | 253        | -5%         | 10.12            | 93        | 93.7%        | 198,100         | -3.9%        | 210,000        | -13.4%       | 211,040        | -14.2%       | 229        |
| Aug-19      | 36         | 57%         | 49           | -32%        | 0.73        | 243        | -14%        | 6.75             | 54        | 93.9%        | 204,300         | -2.8%        | 197,200        | -8.3%        | 202,742        | -10.8%       | 237        |
| Sep-19      | 26         | -4%         | 49           | 7%          | 0.53        | 238        | -12%        | 9.15             | 87        | 94.8%        | 208,400         | 1.4%         | 239,000        | 11.2%        | 248,818        | 8.5%         | 241        |
| Oct-19      | 33         | 32%         | 40           | 25%         | 0.83        | 211        | -16%        | 6.39             | 80        | 94.3%        | 208,100         | 0.3%         | 245,000        | 16.7%        | 247,285        | 7.6%         | 241        |
| Nov-19      | 21         | -16%        | 46           | 77%         | 0.46        | 214        | -3%         | 10.19            | 94        | 94.9%        | 204,000         | -1.4%        | 200,000        | -17.4%       | 225,083        | -2.7%        | 236        |
| Dec-19      | 12         | 50%         | 24           | 41%         | 0.50        | 187        | 1%          | 15.58            | 58        | 95.6%        | 200,900         | 0.0%         | 160,000        | -30.4%       | 182,792        | -21.0%       | 233        |
| <b>2019</b> | <b>290</b> | <b>0%</b>   | <b>596</b>   | <b>-3%</b>  | <b>0.49</b> | <b>219</b> | <b>-9%</b>  | <b>9.05</b>      | <b>78</b> | <b>94.5%</b> | <b>199,183</b>  | <b>-3.9%</b> | <b>215,000</b> | <b>-2.3%</b> | <b>220,486</b> | <b>-5.8%</b> | <b>231</b> |
| Jan-20      | 12         | 9%          | 32           | -27%        | 0.38        | 188        | -2%         | 15.67            | 61        | 94.7%        | 197,000         | -0.5%        | 210,000        | 50.0%        | 197,575        | 11.5%        | 228        |
| Feb-20      | 14         | -33%        | 42           | 62%         | 0.33        | 198        | 14%         | 14.14            | 106       | 92.9%        | 191,500         | 1.3%         | 220,000        | 3.0%         | 223,500        | 1.1%         | 222        |
| Mar-20      | 17         | 31%         | 45           | -25%        | 0.38        | 197        | -5%         | 11.59            | 80        | 95.4%        | 194,300         | 5.0%         | 212,000        | 36.8%        | 213,050        | 28.4%        | 225        |
| Apr-20      | 19         | -44%        | 40           | -31%        | 0.48        | 204        | -3%         | 10.74            | 111       | 90.5%        | 191,000         | -0.4%        | 110,000        | -45.7%       | 156,837        | -29.3%       | 221        |
| May-20      | 31         | -6%         | 57           | -34%        | 0.54        | 207        | -14%        | 6.68             | 77        | 94.5%        | 193,600         | -3.3%        | 230,000        | 0.9%         | 234,123        | 0.9%         | 224        |
| Jun-20      | 43         | 72%         | 61           | 5%          | 0.70        | 202        | -20%        | 4.70             | 66        | 95.6%        | 197,900         | -2.2%        | 230,000        | -7.1%        | 226,763        | -3.4%        | 229        |
| Jul-20      | 45         | 80%         | 68           | 21%         | 0.66        | 214        | -15%        | 4.76             | 80        | 95.3%        | 204,800         | 3.4%         | 235,000        | 11.9%        | 237,007        | 12.3%        | 237        |
| Aug-20      | 46         | 28%         | 47           | -4%         | 0.98        | 194        | -20%        | 4.22             | 96        | 96.2%        | 202,300         | -1.0%        | 207,500        | 5.2%         | 216,422        | 6.7%         | 234        |
| Sep-20      | 23         | -12%        | 56           | 14%         | 0.41        | 214        | -10%        | 9.30             | 69        | 96.1%        | 200,600         | -3.7%        | 215,000        | -10.0%       | 216,279        | -13.1%       | 232        |
| Oct-20      | 37         | 12%         | 51           | 28%         | 0.73        | 213        | 1%          | 5.76             | 82        | 95.2%        | 208,900         | 0.4%         | 210,000        | -14.3%       | 238,676        | -3.5%        | 242        |
| Nov-20      | 28         | 33%         | 38           | -17%        | 0.74        | 196        | -8%         | 7.00             | 79        | 94.1%        | 210,600         | 3.2%         | 235,000        | 17.5%        | 229,280        | 1.9%         | 244        |
| Dec-20      | 28         | 133%        | 24           | 0%          | 1.17        | 166        | -11%        | 5.93             | 77        | 94.6%        | 205,900         | 2.5%         | 180,000        | 12.5%        | 199,664        | 9.2%         | 238        |
| <b>2020</b> | <b>343</b> | <b>18%</b>  | <b>561</b>   | <b>-6%</b>  | <b>0.61</b> | <b>199</b> | <b>-9%</b>  | <b>6.98</b>      | <b>81</b> | <b>94.9%</b> | <b>199,867</b>  | <b>0.3%</b>  | <b>218,000</b> | <b>1.4%</b>  | <b>220,253</b> | <b>-0.1%</b> | <b>231</b> |
| Jan-21      | 37         | 208%        | 57           | 78%         | 0.65        | 176        | -6%         | 4.76             | 75        | 95.3%        | 208,400         | 5.8%         | 210,000        | 0.0%         | 219,886        | 11.3%        | 241        |
| Feb-21      | 45         | 221%        | 37           | -12%        | 1.22        | 157        | -21%        | 3.49             | 75        | 95.9%        | 214,400         | 12.0%        | 237,300        | 7.9%         | 242,567        | 8.5%         | 248        |
| Mar-21      | 34         | 100%        | 65           | 44%         | 0.52        | 174        | -12%        | 5.12             | 79        | 96.2%        | 220,900         | 13.7%        | 239,500        | 13.0%        | 261,956        | 23.0%        | 256        |
| Apr-21      | 48         | 153%        | 72           | 80%         | 0.67        | 183        | -10%        | 3.81             | 68        | 95.5%        | 220,100         | 15.2%        | 236,000        | 114.5%       | 241,706        | 54.1%        | 255        |
| May-21      | 45         | 45%         | 62           | 9%          | 0.73        | 186        | -10%        | 4.13             | 68        | 96.4%        | 225,500         | 16.5%        | 239,900        | 4.3%         | 256,227        | 9.4%         | 261        |
| Jun-21      | 49         | 14%         | 69           | 13%         | 0.71        | 180        | -11%        | 3.67             | 44        | 97.0%        | 226,600         | 14.5%        | 239,500        | 4.1%         | 250,167        | 10.3%        | 262        |
| Jul-21      | 40         | -11%        | 69           | 1%          | 0.58        | 200        | -7%         | 5.00             | 61        | 94.9%        | 224,300         | 9.5%         | 232,500        | -1.1%        | 234,570        | -1.0%        | 260        |
| Aug-21      | 38         | -17%        | 63           | 34%         | 0.60        | 210        | 8%          | 5.53             | 62        | 96.2%        | 229,700         | 13.5%        | 212,250        | 2.3%         | 214,743        | -0.8%        | 266        |
| Sep-21      | 39         | 70%         | 47           | -16%        | 0.83        | 187        | -13%        | 4.79             | 49        | 95.2%        | 222,200         | 10.8%        | 190,000        | -11.6%       | 196,249        | -9.3%        | 257        |
| Oct-21      | 36         | -3%         | 54           | 6%          | 0.67        | 187        | -12%        | 5.19             | 72        | 95.4%        | 221,800         | 6.2%         | 248,750        | 18.5%        | 235,700        | -1.2%        | 257        |
| Nov-21      | 45         | 61%         | 33           | -13%        | 1.36        | 161        | -18%        | 3.58             | 68        | 95.2%        | 226,200         | 7.4%         | 232,000        | -1.3%        | 216,904        | -5.4%        | 262        |
| Dec-21      | 20         | -29%        | 15           | -38%        | 1.33        | 125        | -25%        | 6.25             | 89        | 96.3%        | 219,400         | 6.6%         | 218,500        | 21.4%        | 253,685        | 27.1%        | 254        |
| <b>2021</b> | <b>476</b> | <b>39%</b>  | <b>643</b>   | <b>15%</b>  | <b>0.74</b> | <b>177</b> | <b>-11%</b> | <b>4.47</b>      | <b>66</b> | <b>95.8%</b> | <b>221,625</b>  | <b>10.9%</b> | <b>230,000</b> | <b>5.5%</b>  | <b>235,009</b> | <b>6.7%</b>  | <b>257</b> |
| Jan-22      | 15         | -59%        | 22           | -61%        | 0.68        | 120        | -32%        | 8.00             | 68        | 95.4%        | 219,000         | 5.1%         | 214,000        | 1.9%         | 205,667        | -6.5%        | 254        |
| Feb-22      | 23         | -49%        | 37           | 0%          | 0.62        | 127        | -19%        | 5.52             | 89        | 95.8%        | 214,700         | 0.1%         | 207,000        | -12.8%       | 216,149        | -10.9%       | 249        |
| Mar-22      | 35         | 3%          | 46           | -29%        | 0.76        | 123        | -29%        | 3.51             | 59        | 96.8%        | 225,300         | 2.0%         | 236,000        | -1.5%        | 243,087        | -7.2%        | 261        |
| Apr-22      | 28         | -42%        | 61           | -15%        | 0.46        | 145        | -21%        | 5.18             | 47        | 96.7%        | 232,500         | 5.6%         | 260,200        | 10.3%        | 260,086        | 7.6%         | 269        |
| May-22      | 45         | 0%          | 64           | 3%          | 0.70        | 155        | -17%        | 3.44             | 39        | 96.9%        | 235,200         | 4.3%         | 219,900        | -8.3%        | 242,329        | -5.4%        | 272        |
| Jun-22      | 44         | -10%        | 57           | -17%        | 0.77        | 148        | -18%        | 3.36             | 41        | 97.6%        | 233,900         | 3.2%         | 253,500        | 5.8%         | 241,766        | -3.4%        | 271        |
| Jul-22      | 30         | -25%        | 46           | -33%        | 0.65        | 150        | -25%        | 5.00             | 40        | 97.1%        | 237,100         | 5.7%         | 256,450        | 10.3%        | 267,857        | 14.2%        | 274        |
| Aug-22      | 37         | -3%         | 57           | -10%        | 0.65        | 161        | -23%        | 4.35             | 41        | 97.4%        | 243,200         | 5.9%         | 265,000        | 24.9%        | 287,414        | 33.8%        | 282        |
| Sep-22      | 30         | -23%        | 64           | 36%         | 0.47        | 187        | 0%          | 6.23             | 47        | 95.3%        | 241,100         | 8.5%         | 170,000        | -10.5%       | 196,979        | 0.4%         | 279        |
| Oct-22      | 27         | -25%        | 26           | -52%        | 1.04        | 157        | -16%        | 5.81             | 66        | 95.3%        | 241,200         | 8.7%         | 210,000        | -15.6%       | 226,915        | -3.7%        | 279        |
| Nov-22      | 26         | -42%        | 23           | -30%        | 1.13        | 126        | -22%        | 4.85             | 78        | 94.4%        | 229,700         | 1.5%         | 212,500        | -8.4%        | 219,629        | 1.3%         | 266        |
| Dec-22      | 11         | -45%        | 19           | 27%         | 0.58        | 116        | -7%         | 10.55            | 88        | 94.0%        | 220,500         | 0.5%         | 190,000        | -13.0%       | 185,182        | -27.0%       | 255        |
| <b>2022</b> | <b>351</b> | <b>-26%</b> | <b>522</b>   | <b>-19%</b> | <b>0.67</b> | <b>143</b> | <b>-19%</b> | <b>4.89</b>      | <b>54</b> | <b>96.4%</b> | <b>231,117</b>  | <b>4.3%</b>  | <b>227,000</b> | <b>-1.3%</b> | <b>238,868</b> | <b>1.6%</b>  | <b>268</b> |
| Jan-23      | 14         | -7%         | 27           | 23%         | 0.52        | 109        | -9%         | 7.79             | 67        | 95.7%        | 222,000         | 1.4%         | 340,000        | 58.9%        | 327,276        | 59.1%        | 257        |
| Feb-23      |            |             |              |             |             |            |             |                  |           |              |                 |              |                |              |                |              |            |
| Mar-23      |            |             |              |             |             |            |             |                  |           |              |                 |              |                |              |                |              |            |
| Apr-23      |            |             |              |             |             |            |             |                  |           |              |                 |              |                |              |                |              |            |
| May-23      |            |             |              |             |             |            |             |                  |           |              |                 |              |                |              |                |              |            |
| Jun-23      |            |             |              |             |             |            |             |                  |           |              |                 |              |                |              |                |              |            |
| Jul-23      |            |             |              |             |             |            |             |                  |           |              |                 |              |                |              |                |              |            |
| Aug-23      |            |             |              |             |             |            |             |                  |           |              |                 |              |                |              |                |              |            |
| Sep-23      |            |             |              |             |             |            |             |                  |           |              |                 |              |                |              |                |              |            |
| Oct-23      |            |             |              |             |             |            |             |                  |           |              |                 |              |                |              |                |              |            |
| Nov-23      |            |             |              |             |             |            |             |                  |           |              |                 |              |                |              |                |              |            |
| Dec-23      |            |             |              |             |             |            |             |                  |           |              |                 |              |                |              |                |              |            |
| <b>2023</b> | <b>14</b>  | <b>-7%</b>  | <b>27</b>    | <b>23%</b>  | <b>0.52</b> | <b>109</b> | <b>-9%</b>  | <b>7.79</b>      | <b>67</b> | <b>95.7%</b> | <b>222,000</b>  | <b>1.4%</b>  | <b>340,000</b> | <b>58.9%</b> | <b>327,276</b> | <b>59.1%</b> | <b>257</b> |



**Monthly Sales Comparison**



**SALES**

**34**

17.1% Y/Y 17.1% YTD  
10-year average spread

1.2% YTD 1.2% YTD

**NEW LISTINGS**

**62**

29.2% Y/Y 29.2% YTD  
10-year average spread

28.9% YTD 28.9% YTD

**INVENTORY**

**306**

4.1% Y/Y 4.1% YTD  
10-year average spread

43.2% YTD 43.2% YTD

**MONTHS OF SUPPLY**

**9.00**

25.5% Y/Y 25.5% YTD  
10-year average spread

48.9% YTD 48.9% YTD



**TOTAL RESIDENTIAL AVERAGE PRICE**

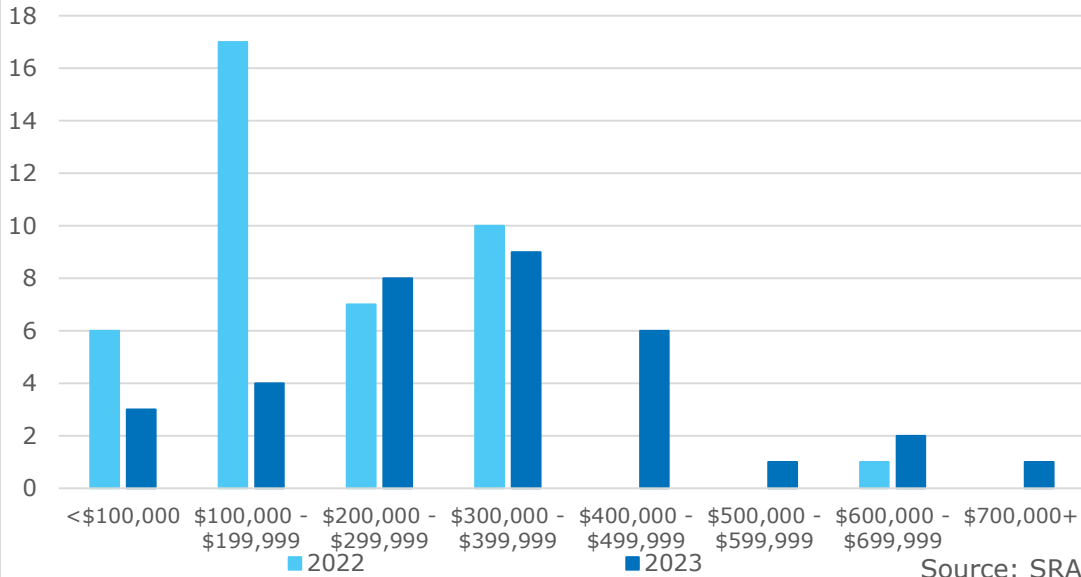
**\$ 327,643**

54.7% Y/Y



**Residential Sales by Price Range**

YTD-JAN





## January 2023

|                          | Sales     |             | New Listings |            | Inventory  |           | S/NL       | Months of Supply |            | DOM        | Average Price    |            |
|--------------------------|-----------|-------------|--------------|------------|------------|-----------|------------|------------------|------------|------------|------------------|------------|
|                          | Actual    | Y/Y%        | Actual       | Y/Y%       | Actual     | Y/Y%      | Ratio      | Actual           | Y/Y%       | Actual     | Actual           | Y/Y%       |
| Detached                 | 23        | 0%          | 47           | 31%        | 207        | 0%        | 49%        | 9.00             | 0%         | 92         | \$318,147        | 53%        |
| Attached                 | 1         | -83%        | 2            | 0%         | 10         | -33%      | 50%        | 10.00            | 300%       | 141        | \$307,500        | 39%        |
| Apartment                | 3         | -25%        | 4            | 100%       | 38         | 58%       | 75%        | 12.67            | 111%       | 182        | \$154,333        | -1%        |
| Acreage                  | 7         | 17%         | 7            | -13%       | 41         | 8%        | 100%       | 5.86             | -8%        | 100        | \$436,000        | 45%        |
| Mobile                   | 0         | -100%       | 2            | -          | 10         | 11%       | 0%         | -                | -          | -          | -                | -          |
| <b>Total Residential</b> | <b>34</b> | <b>-17%</b> | <b>62</b>    | <b>29%</b> | <b>306</b> | <b>4%</b> | <b>55%</b> | <b>9.00</b>      | <b>26%</b> | <b>103</b> | <b>\$327,643</b> | <b>55%</b> |

## 10-Year Averages

|                   | Sales |       | New Listings |       | Inventory |       | S/NL | Months of Supply |       | DOM | Average Price |       |
|-------------------|-------|-------|--------------|-------|-----------|-------|------|------------------|-------|-----|---------------|-------|
|                   | Avg   | %Diff | Avg          | %Diff | Avg       | %Diff | Avg  | Avg              | %Diff | Avg | Avg           | %Diff |
| Total Residential | 34    | -1%   | 87           | -29%  | 539       | -43%  | 42%  | 17.63            | -49%  | 100 | \$208,322     | 57%   |

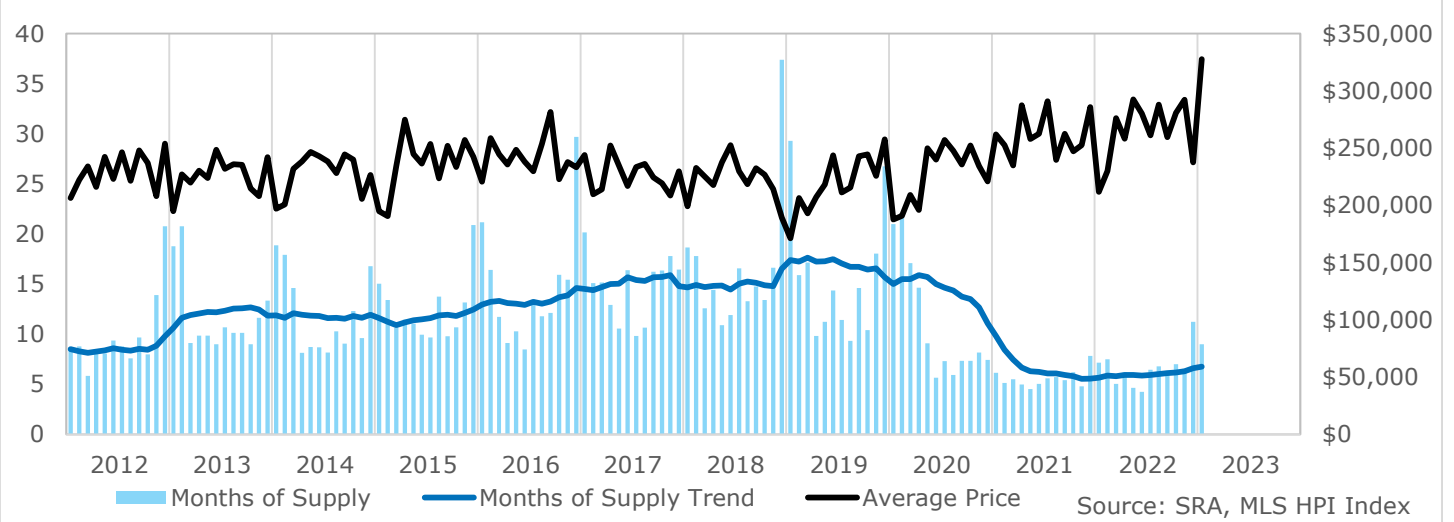
## Year-to-Date January 2023

|                          | Sales     |             | New Listings |            | Inventory  |           | S/NL       | Months of Supply |            | DOM        | Average Price    |            |
|--------------------------|-----------|-------------|--------------|------------|------------|-----------|------------|------------------|------------|------------|------------------|------------|
|                          | Actual    | Y/Y%        | Actual       | Y/Y%       | Actual     | Y/Y%      | Ratio      | Actual           | Y/Y%       | Actual     | Actual           | Y/Y%       |
| Detached                 | 23        | 0%          | 47           | 31%        | 207        | 0%        | 49%        | 9.00             | 0%         | 92         | \$318,147        | 53%        |
| Attached                 | 1         | -83%        | 2            | 0%         | 10         | -33%      | 50%        | 10.00            | 300%       | 141        | \$307,500        | 39%        |
| Apartment                | 3         | -25%        | 4            | 100%       | 38         | 58%       | 75%        | 12.67            | 111%       | 182        | \$154,333        | -1%        |
| Acreage                  | 7         | 17%         | 7            | -13%       | 41         | 8%        | 100%       | 5.86             | -8%        | 100        | \$436,000        | 45%        |
| Mobile                   | 0         | -100%       | 2            | -          | 10         | 11%       | 0%         | -                | -          | -          | -                | -          |
| <b>Total Residential</b> | <b>34</b> | <b>-17%</b> | <b>62</b>    | <b>29%</b> | <b>306</b> | <b>4%</b> | <b>55%</b> | <b>9.00</b>      | <b>26%</b> | <b>103</b> | <b>\$327,643</b> | <b>55%</b> |

## 10-Year Averages

|                   | Sales |       | New Listings |       | Inventory |       | S/NL | Months of Supply |       | DOM | Average Price |       |
|-------------------|-------|-------|--------------|-------|-----------|-------|------|------------------|-------|-----|---------------|-------|
|                   | Avg   | %Diff | Avg          | %Diff | Avg       | %Diff | Avg  | Avg              | %Diff | Avg | Avg           | %Diff |
| Total Residential | 34    | -1%   | 87           | -29%  | 539       | -43%  | 42%  | 17.63            | -49%  | 100 | \$208,322     | 57%   |

## Residential Months of Supply and Price



| PRINCE ALBERT REGION |            |             |              |             |             |            |            |                  |           |              |                |              |                |              |
|----------------------|------------|-------------|--------------|-------------|-------------|------------|------------|------------------|-----------|--------------|----------------|--------------|----------------|--------------|
|                      | Sales      | Y/Y%        | New Listings | Y/Y%        | S/NL Ratio  | Inventory  | Y/Y%       | Months of Supply | DOM       | SP/LP        | Median Price   | Y/Y%         | Average Price  | Y/Y%         |
| Jan-13               | 28         | -40%        | 81           | 5%          | 0.35        | 526        | 29%        | 18.79            | 78        | 93.5%        | 182,525        | -3.9%        | 194,966        | -5.6%        |
| Feb-13               | 28         | -44%        | 115          | 6%          | 0.24        | 582        | 33%        | 20.79            | 99        | 96.3%        | 192,000        | -15.5%       | 227,121        | 2.2%         |
| Mar-13               | 66         | -20%        | 128          | -16%        | 0.52        | 602        | 26%        | 9.12             | 88        | 95.7%        | 224,000        | -2.6%        | 219,820        | -6.1%        |
| Apr-13               | 67         | -4%         | 178          | -3%         | 0.38        | 660        | 18%        | 9.85             | 96        | 95.5%        | 223,500        | 3.5%         | 230,191        | 6.6%         |
| May-13               | 76         | -1%         | 233          | 17%         | 0.33        | 750        | 20%        | 9.87             | 68        | 96.2%        | 216,000        | -8.1%        | 223,744        | -7.6%        |
| Jun-13               | 85         | 25%         | 172          | 24%         | 0.49        | 765        | 20%        | 9.00             | 74        | 96.1%        | 230,000        | 9.0%         | 248,397        | 11.3%        |
| Jul-13               | 73         | 1%          | 159          | 33%         | 0.46        | 780        | 23%        | 10.68            | 73        | 95.5%        | 220,000        | 2.8%         | 231,863        | -5.8%        |
| Aug-13               | 76         | -11%        | 137          | -9%         | 0.55        | 770        | 19%        | 10.13            | 85        | 94.8%        | 227,500        | 2.2%         | 235,977        | 6.6%         |
| Sep-13               | 70         | 8%          | 126          | 10%         | 0.56        | 709        | 13%        | 10.13            | 92        | 95.4%        | 226,000        | 7.6%         | 235,307        | -5.2%        |
| Oct-13               | 73         | 0%          | 119          | 14%         | 0.61        | 656        | 13%        | 8.99             | 87        | 95.5%        | 222,500        | -0.7%        | 214,627        | -9.4%        |
| Nov-13               | 52         | 24%         | 84           | -12%        | 0.62        | 605        | 4%         | 11.63            | 69        | 95.0%        | 193,500        | -6.1%        | 207,900        | -0.1%        |
| Dec-13               | 40         | 60%         | 59           | 37%         | 0.68        | 534        | 3%         | 13.35            | 93        | 95.6%        | 229,000        | -2.6%        | 242,028        | -4.7%        |
| <b>2013</b>          | <b>734</b> | <b>-3%</b>  | <b>1,591</b> | <b>7%</b>   | <b>0.46</b> | <b>662</b> | <b>18%</b> | <b>10.82</b>     | <b>83</b> | <b>95.5%</b> | <b>220,750</b> | <b>0.3%</b>  | <b>228,010</b> | <b>-0.9%</b> |
| Jan-14               | 29         | 4%          | 86           | 6%          | 0.34        | 547        | 4%         | 18.86            | 101       | 93.8%        | 170,000        | -6.9%        | 196,938        | 1.0%         |
| Feb-14               | 32         | 14%         | 85           | -26%        | 0.38        | 573        | -2%        | 17.91            | 95        | 95.2%        | 168,500        | -12.2%       | 200,825        | -11.6%       |
| Mar-14               | 43         | -35%        | 141          | 10%         | 0.30        | 628        | 4%         | 14.60            | 90        | 95.8%        | 220,000        | -1.8%        | 231,919        | 5.5%         |
| Apr-14               | 82         | 22%         | 199          | 12%         | 0.41        | 668        | 1%         | 8.15             | 100       | 94.9%        | 223,750        | 0.1%         | 238,382        | 3.6%         |
| May-14               | 85         | 12%         | 221          | -5%         | 0.38        | 741        | -1%        | 8.72             | 71        | 95.7%        | 235,000        | 8.8%         | 246,673        | 10.2%        |
| Jun-14               | 85         | 0%          | 176          | 2%          | 0.48        | 740        | -3%        | 8.71             | 71        | 95.7%        | 225,000        | -2.2%        | 242,813        | -2.2%        |
| Jul-14               | 92         | 26%         | 168          | 6%          | 0.55        | 752        | -4%        | 8.17             | 75        | 94.8%        | 230,000        | 4.5%         | 238,400        | 2.8%         |
| Aug-14               | 75         | -1%         | 163          | 19%         | 0.46        | 772        | 0%         | 10.29            | 65        | 95.5%        | 210,000        | -7.7%        | 228,200        | -3.3%        |
| Sep-14               | 79         | 13%         | 137          | 9%          | 0.58        | 717        | 1%         | 9.08             | 86        | 95.5%        | 230,000        | 1.8%         | 244,510        | 3.9%         |
| Oct-14               | 56         | -23%        | 147          | 24%         | 0.38        | 690        | 5%         | 12.32            | 88        | 95.6%        | 227,000        | 2.0%         | 239,953        | 11.8%        |
| Nov-14               | 63         | 21%         | 76           | -10%        | 0.83        | 605        | 0%         | 9.60             | 101       | 93.5%        | 195,000        | 0.8%         | 205,729        | -1.0%        |
| Dec-14               | 32         | -20%        | 47           | -20%        | 0.68        | 537        | 1%         | 16.78            | 99        | 95.1%        | 211,250        | -7.8%        | 226,489        | -6.4%        |
| <b>2014</b>          | <b>753</b> | <b>3%</b>   | <b>1,646</b> | <b>3%</b>   | <b>0.46</b> | <b>664</b> | <b>0%</b>  | <b>10.58</b>     | <b>84</b> | <b>95.2%</b> | <b>220,000</b> | <b>-0.3%</b> | <b>232,767</b> | <b>2.1%</b>  |
| Jan-15               | 35         | 21%         | 88           | 2%          | 0.40        | 526        | -4%        | 15.03            | 110       | 94.3%        | 160,000        | -5.9%        | 194,840        | -1.1%        |
| Feb-15               | 42         | 31%         | 105          | 24%         | 0.40        | 563        | -2%        | 13.40            | 107       | 94.0%        | 170,000        | 0.9%         | 190,660        | -5.1%        |
| Mar-15               | 57         | 33%         | 149          | 6%          | 0.38        | 606        | -4%        | 10.63            | 103       | 95.5%        | 230,000        | 4.5%         | 234,421        | 1.1%         |
| Apr-15               | 61         | -26%        | 221          | 11%         | 0.28        | 698        | 4%         | 11.44            | 91        | 96.1%        | 242,000        | 8.2%         | 274,861        | 15.3%        |
| May-15               | 70         | -18%        | 200          | -10%        | 0.35        | 774        | 4%         | 11.06            | 88        | 95.2%        | 226,625        | -3.6%        | 244,824        | -0.7%        |
| Jun-15               | 82         | -4%         | 193          | 10%         | 0.42        | 816        | 10%        | 9.95             | 88        | 95.1%        | 225,000        | 0.0%         | 236,443        | -2.6%        |
| Jul-15               | 84         | -9%         | 141          | -16%        | 0.60        | 812        | 8%         | 9.67             | 94        | 94.7%        | 240,000        | 4.3%         | 253,640        | 6.4%         |
| Aug-15               | 59         | -21%        | 127          | -22%        | 0.46        | 811        | 5%         | 13.75            | 94        | 94.5%        | 210,000        | 0.0%         | 223,720        | -2.0%        |
| Sep-15               | 78         | -1%         | 140          | 2%          | 0.56        | 763        | 6%         | 9.78             | 91        | 95.6%        | 235,750        | 2.5%         | 251,982        | 3.1%         |
| Oct-15               | 63         | 13%         | 124          | -16%        | 0.51        | 674        | -2%        | 10.70            | 96        | 94.2%        | 225,000        | -0.9%        | 233,443        | -2.7%        |
| Nov-15               | 49         | -22%        | 95           | 25%         | 0.52        | 645        | 7%         | 13.16            | 86        | 95.6%        | 230,000        | 17.9%        | 257,033        | 24.9%        |
| Dec-15               | 28         | -13%        | 57           | 21%         | 0.49        | 585        | 9%         | 20.89            | 103       | 95.2%        | 245,750        | 16.3%        | 242,438        | 7.0%         |
| <b>2015</b>          | <b>708</b> | <b>-6%</b>  | <b>1,640</b> | <b>0%</b>   | <b>0.43</b> | <b>689</b> | <b>4%</b>  | <b>11.69</b>     | <b>94</b> | <b>95.1%</b> | <b>225,000</b> | <b>2.3%</b>  | <b>239,733</b> | <b>3.0%</b>  |
| Jan-16               | 29         | -17%        | 95           | 8%          | 0.31        | 614        | 17%        | 21.17            | 88        | 93.9%        | 226,000        | 41.3%        | 220,714        | 13.3%        |
| Feb-16               | 40         | -5%         | 125          | 19%         | 0.32        | 657        | 17%        | 16.43            | 108       | 94.6%        | 238,250        | 40.1%        | 258,771        | 35.7%        |
| Mar-16               | 58         | 2%          | 145          | -3%         | 0.40        | 680        | 12%        | 11.72            | 103       | 95.3%        | 227,500        | -1.1%        | 244,507        | 4.3%         |
| Apr-16               | 80         | 31%         | 207          | -6%         | 0.39        | 731        | 5%         | 9.14             | 100       | 95.2%        | 217,500        | -10.1%       | 235,656        | -14.3%       |
| May-16               | 80         | 14%         | 242          | 21%         | 0.33        | 823        | 6%         | 10.29            | 97        | 95.1%        | 244,000        | 7.7%         | 248,601        | 1.5%         |
| Jun-16               | 97         | 18%         | 189          | -2%         | 0.51        | 822        | 1%         | 8.47             | 83        | 94.5%        | 224,875        | -0.1%        | 238,147        | 0.7%         |
| Jul-16               | 64         | -24%        | 152          | 8%          | 0.42        | 839        | 3%         | 13.11            | 69        | 95.0%        | 225,750        | -5.9%        | 229,803        | -9.4%        |
| Aug-16               | 71         | 20%         | 153          | 20%         | 0.46        | 836        | 3%         | 11.77            | 69        | 95.3%        | 222,000        | 5.7%         | 253,545        | 13.3%        |
| Sep-16               | 64         | -18%        | 138          | -1%         | 0.46        | 776        | 2%         | 12.13            | 97        | 94.4%        | 246,625        | 4.6%         | 281,572        | 11.7%        |
| Oct-16               | 44         | -30%        | 89           | -28%        | 0.49        | 701        | 4%         | 15.93            | 83        | 93.4%        | 213,500        | -5.1%        | 222,907        | -4.5%        |
| Nov-16               | 45         | -8%         | 114          | 20%         | 0.39        | 694        | 8%         | 15.42            | 88        | 93.9%        | 200,000        | -13.0%       | 237,885        | -7.4%        |
| Dec-16               | 22         | -21%        | 57           | 0%          | 0.39        | 653        | 12%        | 29.68            | 90        | 93.9%        | 217,500        | -11.5%       | 233,359        | -3.7%        |
| <b>2016</b>          | <b>694</b> | <b>-2%</b>  | <b>1,706</b> | <b>4%</b>   | <b>0.41</b> | <b>736</b> | <b>7%</b>  | <b>12.72</b>     | <b>89</b> | <b>94.7%</b> | <b>224,938</b> | <b>0.0%</b>  | <b>243,732</b> | <b>1.7%</b>  |
| Jan-17               | 33         | 14%         | 91           | -4%         | 0.36        | 665        | 8%         | 20.15            | 123       | 94.4%        | 215,000        | -4.9%        | 244,083        | 10.6%        |
| Feb-17               | 44         | 10%         | 113          | -10%        | 0.39        | 664        | 1%         | 15.09            | 120       | 92.1%        | 194,250        | -18.5%       | 209,724        | -19.0%       |
| Mar-17               | 46         | -21%        | 150          | 3%          | 0.31        | 698        | 3%         | 15.17            | 123       | 95.0%        | 195,000        | -14.3%       | 213,983        | -12.5%       |
| Apr-17               | 57         | -29%        | 184          | -11%        | 0.31        | 736        | 1%         | 12.91            | 95        | 95.6%        | 245,000        | 12.6%        | 252,212        | 7.0%         |
| May-17               | 76         | -5%         | 222          | -8%         | 0.34        | 803        | -2%        | 10.57            | 91        | 94.9%        | 210,000        | -13.9%       | 234,572        | -5.6%        |
| Jun-17               | 53         | -45%        | 203          | 7%          | 0.26        | 869        | 6%         | 16.40            | 86        | 93.7%        | 185,000        | -17.7%       | 216,899        | -8.9%        |
| Jul-17               | 86         | 34%         | 149          | -2%         | 0.58        | 846        | 1%         | 9.84             | 87        | 93.2%        | 229,500        | 1.7%         | 233,447        | 1.6%         |
| Aug-17               | 78         | 10%         | 150          | -2%         | 0.52        | 832        | 0%         | 10.67            | 90        | 93.6%        | 208,750        | -6.0%        | 236,104        | -6.9%        |
| Sep-17               | 50         | -22%        | 131          | -5%         | 0.38        | 811        | 5%         | 16.22            | 90        | 92.2%        | 195,500        | -20.7%       | 224,386        | -20.3%       |
| Oct-17               | 46         | 5%          | 117          | 31%         | 0.39        | 753        | 7%         | 16.37            | 94        | 94.2%        | 222,000        | 4.0%         | 219,197        | -1.7%        |
| Nov-17               | 40         | -11%        | 93           | -18%        | 0.43        | 712        | 3%         | 17.80            | 100       | 93.6%        | 207,500        | 3.8%         | 208,580        | -12.3%       |
| Dec-17               | 38         | 73%         | 51           | -11%        | 0.75        | 625        | -4%        | 16.45            | 107       | 93.0%        | 219,750        | 1.0%         | 229,695        | -1.6%        |
| <b>2017</b>          | <b>647</b> | <b>-7%</b>  | <b>1,654</b> | <b>-3%</b>  | <b>0.39</b> | <b>751</b> | <b>2%</b>  | <b>13.93</b>     | <b>98</b> | <b>93.8%</b> | <b>213,000</b> | <b>-5.3%</b> | <b>228,271</b> | <b>-6.3%</b> |
| Jan-18               | 33         | 0%          | 83           | -9%         | 0.40        | 616        | -7%        | 18.67            | 104       | 93.2%        | 180,000        | -16.3%       | 199,106        | -18.4%       |
| Feb-18               | 35         | -20%        | 89           | -21%        | 0.39        | 623        | -6%        | 17.80            | 144       | 94.0%        | 221,000        | 13.8%        | 232,586        | 10.9%        |
| Mar-18               | 49         | 7%          | 111          | -26%        | 0.44        | 616        | -12%       | 12.57            | 132       | 93.9%        | 200,000        | 2.6%         | 225,298        | 5.3%         |
| Apr-18               | 45         | -21%        | 146          | -21%        | 0.31        | 649        | -12%       | 14.42            | 120       | 94.5%        | 215,000        | -12.2%       | 217,726        | -13.7%       |
| May-18               | 67         | -12%        | 232          | 5%          | 0.29        | 730        | -9%        | 10.90            | 82        | 93.8%        | 210,000        | 0.0%         | 237,524        | 1.3%         |
| Jun-18               | 64         | 21%         | 179          | -12%        | 0.36        | 763        | -12%       | 11.92            | 80        | 94.9%        | 252,500        | 36.5%        | 252,651        | 16.5%        |
| Jul-18               | 48         | -44%        | 145          | -3%         | 0.33        | 796        | -6%        | 16.58            | 75        | 94.1%        | 223,500        | -2.6%        | 229,650        | -1.6%        |
| Aug-18               | 61         | -22%        | 166          | 11%         | 0.37        | 811        | -3%        | 13.30            | 79        | 92.3%        | 186,000        | -10.9%       | 218,370        | -7.5%        |
| Sep-18               | 53         | 6%          | 115          | -12%        | 0.46        | 783        | -3%        | 14.77            | 109       | 94.4%        | 230,000        | 17.6%        | 232,551        | 3.6%         |
| Oct-18               | 53         | 15%         | 90           | -23%        | 0.59        | 711        | -6%        | 13.42            | 81        | 93.7%        | 212,000        | -4.5%        | 226,832        | 3.5%         |
| Nov-18               | 40         | 0%          | 70           | -25%        | 0.57        | 665        | -7%        | 16.63            | 112       | 93.2%        | 224,500        | 8.2%         | 214,328        | 2.8%         |
| Dec-18               | 16         | -58%        | 47           | -8%         | 0.34        | 598        | -4%        | 37.38            | 95        | 93.1%        | 181,250        | -17.5%       | 189,356        | -17.6%       |
| <b>2018</b>          | <b>564</b> | <b>-13%</b> | <b>1,473</b> | <b>-11%</b> | <b>0.38</b> | <b>697</b> | <b>-7%</b> | <b>14.82</b>     | <b>98</b> | <b>93.8%</b> | <b>215,000</b> | <b>0.9%</b>  | <b>226,819</b> | <b>-0.6%</b> |

| PRINCE ALBERT REGION |            |             |              |             |             |            |             |                  |            |              |                |              |                |              |
|----------------------|------------|-------------|--------------|-------------|-------------|------------|-------------|------------------|------------|--------------|----------------|--------------|----------------|--------------|
|                      | Sales      | Y/Y%        | New Listings | Y/Y%        | S/NL Ratio  | Inventory  | Y/Y%        | Months of Supply | DOM        | SP/LP        | Median Price   | Y/Y%         | Average Price  | Y/Y%         |
| Jan-19               | 21         | -36%        | 114          | 37%         | 0.18        | 615        | 0%          | 29.29            | 120        | 92.0%        | 140,000        | -22.2%       | 171,252        | -14.0%       |
| Feb-19               | 37         | 6%          | 65           | -27%        | 0.57        | 588        | -6%         | 15.89            | 110        | 93.0%        | 179,000        | -19.0%       | 206,293        | -11.3%       |
| Mar-19               | 37         | -24%        | 134          | 21%         | 0.28        | 635        | 3%          | 17.16            | 137        | 93.3%        | 212,000        | 6.0%         | 192,957        | -14.4%       |
| Apr-19               | 68         | 51%         | 172          | 18%         | 0.40        | 669        | 3%          | 9.84             | 87         | 94.1%        | 194,500        | -9.5%        | 207,333        | -4.8%        |
| May-19               | 66         | -1%         | 203          | -13%        | 0.33        | 742        | 2%          | 11.24            | 98         | 93.9%        | 189,500        | -9.8%        | 218,257        | -8.1%        |
| Jun-19               | 54         | -16%        | 155          | -13%        | 0.35        | 776        | 2%          | 14.37            | 74         | 95.0%        | 248,750        | -1.5%        | 243,773        | -3.5%        |
| Jul-19               | 68         | 42%         | 143          | -1%         | 0.48        | 776        | -3%         | 11.41            | 90         | 94.0%        | 204,500        | -8.5%        | 211,151        | -8.1%        |
| Aug-19               | 81         | 33%         | 135          | -19%        | 0.60        | 756        | -7%         | 9.33             | 84         | 94.4%        | 225,000        | 21.0%        | 215,528        | -1.3%        |
| Sep-19               | 50         | -6%         | 113          | -2%         | 0.44        | 730        | -7%         | 14.60            | 106        | 93.6%        | 227,000        | -1.3%        | 242,873        | 4.4%         |
| Oct-19               | 64         | 21%         | 91           | 1%          | 0.70        | 666        | -6%         | 10.41            | 95         | 94.2%        | 250,000        | 17.9%        | 244,574        | 7.8%         |
| Nov-19               | 36         | -10%        | 80           | 14%         | 0.45        | 649        | -2%         | 18.03            | 98         | 93.8%        | 210,000        | -6.5%        | 225,813        | 5.4%         |
| Dec-19               | 21         | 31%         | 51           | 9%          | 0.41        | 562        | -6%         | 26.76            | 109        | 95.2%        | 195,000        | 7.6%         | 257,643        | 36.1%        |
| <b>2019</b>          | <b>603</b> | <b>7%</b>   | <b>1,456</b> | <b>-1%</b>  | <b>0.41</b> | <b>680</b> | <b>-2%</b>  | <b>13.54</b>     | <b>97</b>  | <b>94.0%</b> | <b>214,000</b> | <b>-0.5%</b> | <b>220,876</b> | <b>-2.6%</b> |
| Jan-20               | 27         | 29%         | 83           | -27%        | 0.33        | 567        | -8%         | 21.00            | 108        | 94.3%        | 200,000        | 42.9%        | 187,611        | 9.6%         |
| Feb-20               | 27         | -27%        | 98           | 51%         | 0.28        | 592        | 1%          | 21.93            | 112        | 93.8%        | 185,000        | 3.4%         | 190,815        | -7.5%        |
| Mar-20               | 34         | -8%         | 108          | -19%        | 0.31        | 581        | -9%         | 17.09            | 95         | 94.5%        | 213,500        | 0.7%         | 209,093        | 8.4%         |
| Apr-20               | 40         | -41%        | 110          | -36%        | 0.36        | 586        | -12%        | 14.65            | 125        | 90.9%        | 190,000        | -2.3%        | 195,831        | -5.5%        |
| May-20               | 67         | 2%          | 157          | -23%        | 0.43        | 609        | -18%        | 9.09             | 96         | 93.4%        | 231,900        | 22.4%        | 249,956        | 14.5%        |
| Jun-20               | 102        | 89%         | 152          | -2%         | 0.67        | 577        | -26%        | 5.66             | 89         | 94.0%        | 230,000        | -7.5%        | 240,062        | -1.5%        |
| Jul-20               | 83         | 22%         | 157          | 10%         | 0.53        | 606        | -22%        | 7.30             | 77         | 95.2%        | 222,000        | 8.6%         | 257,125        | 21.8%        |
| Aug-20               | 96         | 19%         | 122          | -10%        | 0.79        | 571        | -24%        | 5.95             | 89         | 96.2%        | 216,000        | -4.0%        | 247,595        | 14.9%        |
| Sep-20               | 77         | 54%         | 121          | 7%          | 0.64        | 565        | -23%        | 7.34             | 93         | 94.9%        | 220,000        | -3.1%        | 235,764        | -2.9%        |
| Oct-20               | 72         | 13%         | 102          | 12%         | 0.71        | 528        | -21%        | 7.33             | 96         | 96.4%        | 238,750        | -4.5%        | 252,190        | 3.1%         |
| Nov-20               | 60         | 67%         | 76           | -5%         | 0.79        | 490        | -24%        | 8.17             | 83         | 94.7%        | 240,000        | 14.3%        | 234,437        | 3.8%         |
| Dec-20               | 56         | 167%        | 54           | 6%          | 1.04        | 417        | -26%        | 7.45             | 90         | 94.5%        | 180,500        | -7.4%        | 220,921        | -14.3%       |
| <b>2020</b>          | <b>741</b> | <b>23%</b>  | <b>1,340</b> | <b>-8%</b>  | <b>0.55</b> | <b>557</b> | <b>-18%</b> | <b>9.03</b>      | <b>93</b>  | <b>94.7%</b> | <b>220,000</b> | <b>2.8%</b>  | <b>235,159</b> | <b>6.5%</b>  |
| Jan-21               | 68         | 152%        | 103          | 24%         | 0.66        | 419        | -26%        | 6.16             | 83         | 93.3%        | 250,000        | 25.0%        | 261,879        | 39.6%        |
| Feb-21               | 77         | 185%        | 85           | -13%        | 0.91        | 396        | -33%        | 5.14             | 101        | 94.6%        | 249,000        | 34.6%        | 252,677        | 32.4%        |
| Mar-21               | 81         | 138%        | 163          | 51%         | 0.50        | 446        | -23%        | 5.51             | 98         | 95.4%        | 225,000        | 5.4%         | 234,776        | 12.3%        |
| Apr-21               | 93         | 133%        | 150          | 36%         | 0.62        | 464        | -21%        | 4.99             | 77         | 95.3%        | 245,000        | 28.9%        | 287,383        | 46.8%        |
| May-21               | 102        | 52%         | 140          | -11%        | 0.73        | 463        | -24%        | 4.54             | 88         | 96.2%        | 244,500        | 5.4%         | 257,883        | 3.2%         |
| Jun-21               | 95         | -7%         | 159          | 5%          | 0.60        | 480        | -17%        | 5.05             | 64         | 96.3%        | 240,000        | 4.3%         | 262,408        | 9.3%         |
| Jul-21               | 90         | 8%          | 140          | -11%        | 0.64        | 503        | -17%        | 5.59             | 63         | 96.1%        | 265,500        | 19.6%        | 290,855        | 13.1%        |
| Aug-21               | 87         | -9%         | 120          | -2%         | 0.73        | 497        | -13%        | 5.71             | 78         | 95.7%        | 248,000        | 14.8%        | 239,560        | -3.2%        |
| Sep-21               | 83         | 8%          | 103          | -15%        | 0.81        | 449        | -21%        | 5.41             | 67         | 95.8%        | 227,000        | 3.2%         | 262,517        | 11.3%        |
| Oct-21               | 68         | -6%         | 102          | 0%          | 0.67        | 422        | -20%        | 6.21             | 86         | 94.4%        | 222,500        | -6.8%        | 247,065        | -2.0%        |
| Nov-21               | 78         | 30%         | 70           | -8%         | 1.11        | 375        | -23%        | 4.81             | 72         | 95.2%        | 239,578        | -0.2%        | 252,514        | 7.7%         |
| Dec-21               | 40         | -29%        | 41           | -24%        | 0.98        | 314        | -25%        | 7.85             | 100        | 96.0%        | 226,700        | 25.6%        | 285,736        | 29.3%        |
| <b>2021</b>          | <b>962</b> | <b>30%</b>  | <b>1,376</b> | <b>3%</b>   | <b>0.70</b> | <b>436</b> | <b>-22%</b> | <b>5.43</b>      | <b>80</b>  | <b>95.4%</b> | <b>240,000</b> | <b>9.1%</b>  | <b>260,887</b> | <b>10.9%</b> |
| Jan-22               | 41         | -40%        | 48           | -53%        | 0.85        | 294        | -30%        | 7.17             | 84         | 94.3%        | 190,000        | -24.0%       | 211,832        | -19.1%       |
| Feb-22               | 40         | -48%        | 61           | -28%        | 0.66        | 300        | -24%        | 7.50             | 116        | 94.2%        | 211,000        | -15.3%       | 230,042        | -9.0%        |
| Mar-22               | 63         | -22%        | 113          | -31%        | 0.56        | 318        | -29%        | 5.05             | 76         | 96.7%        | 242,000        | 7.6%         | 276,192        | 17.6%        |
| Apr-22               | 59         | -37%        | 131          | -13%        | 0.45        | 364        | -22%        | 6.17             | 66         | 96.7%        | 249,000        | 1.6%         | 258,210        | -10.2%       |
| May-22               | 88         | -14%        | 163          | 16%         | 0.54        | 408        | -12%        | 4.64             | 57         | 98.0%        | 249,950        | 2.2%         | 292,450        | 13.4%        |
| Jun-22               | 100        | 5%          | 170          | 7%          | 0.59        | 426        | -11%        | 4.26             | 44         | 97.4%        | 265,875        | 10.8%        | 280,063        | 6.7%         |
| Jul-22               | 68         | -24%        | 117          | -16%        | 0.58        | 440        | -13%        | 6.47             | 44         | 96.7%        | 251,450        | -5.3%        | 261,193        | -10.2%       |
| Aug-22               | 69         | -21%        | 133          | 11%         | 0.52        | 469        | -6%         | 6.80             | 63         | 96.2%        | 265,000        | 6.9%         | 287,871        | 20.2%        |
| Sep-22               | 75         | -10%        | 121          | 17%         | 0.62        | 476        | 6%          | 6.35             | 49         | 95.6%        | 235,000        | 3.5%         | 259,593        | -1.1%        |
| Oct-22               | 61         | -10%        | 85           | -17%        | 0.72        | 428        | 1%          | 7.02             | 68         | 94.3%        | 230,000        | 3.4%         | 280,648        | 13.6%        |
| Nov-22               | 55         | -29%        | 51           | -27%        | 1.08        | 360        | -4%         | 6.55             | 87         | 93.7%        | 250,000        | 4.4%         | 292,266        | 15.7%        |
| Dec-22               | 28         | -30%        | 31           | -24%        | 0.90        | 315        | 0%          | 11.25            | 87         | 94.1%        | 219,000        | -3.4%        | 237,429        | -16.9%       |
| <b>2022</b>          | <b>747</b> | <b>-22%</b> | <b>1,224</b> | <b>-11%</b> | <b>0.61</b> | <b>383</b> | <b>-12%</b> | <b>6.16</b>      | <b>65</b>  | <b>96.0%</b> | <b>240,000</b> | <b>0.0%</b>  | <b>269,343</b> | <b>3.2%</b>  |
| Jan-23               | 34         | -17%        | 62           | 29%         | 0.55        | 306        | 4%          | 9.00             | 103        | 96.0%        | 311,300        | 63.8%        | 327,643        | 54.7%        |
| Feb-23               |            |             |              |             |             |            |             |                  |            |              |                |              |                |              |
| Mar-23               |            |             |              |             |             |            |             |                  |            |              |                |              |                |              |
| Apr-23               |            |             |              |             |             |            |             |                  |            |              |                |              |                |              |
| May-23               |            |             |              |             |             |            |             |                  |            |              |                |              |                |              |
| Jun-23               |            |             |              |             |             |            |             |                  |            |              |                |              |                |              |
| Jul-23               |            |             |              |             |             |            |             |                  |            |              |                |              |                |              |
| Aug-23               |            |             |              |             |             |            |             |                  |            |              |                |              |                |              |
| Sep-23               |            |             |              |             |             |            |             |                  |            |              |                |              |                |              |
| Oct-23               |            |             |              |             |             |            |             |                  |            |              |                |              |                |              |
| Nov-23               |            |             |              |             |             |            |             |                  |            |              |                |              |                |              |
| Dec-23               |            |             |              |             |             |            |             |                  |            |              |                |              |                |              |
| <b>2023</b>          | <b>34</b>  | <b>-17%</b> | <b>62</b>    | <b>29%</b>  | <b>0.55</b> | <b>306</b> | <b>4%</b>   | <b>9.00</b>      | <b>103</b> | <b>96.0%</b> | <b>311,300</b> | <b>63.8%</b> | <b>327,643</b> | <b>54.7%</b> |

| PRINCE ALBERT REGION |            |             |              |             |             |            |             |                  |           |              |                |              |                |              |
|----------------------|------------|-------------|--------------|-------------|-------------|------------|-------------|------------------|-----------|--------------|----------------|--------------|----------------|--------------|
|                      | Sales      | Y/Y%        | New Listings | Y/Y%        | S/NL Ratio  | Inventory  | Y/Y%        | Months of Supply | DOM       | SP/LP        | Median Price   | Y/Y%         | Average Price  | Y/Y%         |
| Jan-13               | 26         | -32%        | 58           | -5%         | 0.45        | 384        | 24%         | 14.77            | 69        | 93.5%        | 194,000        | 1.9%         | 200,077        | -5.3%        |
| Feb-13               | 21         | -45%        | 86           | 0%          | 0.24        | 426        | 27%         | 20.29            | 80        | 97.0%        | 194,000        | -8.6%        | 221,400        | 5.4%         |
| Mar-13               | 52         | -19%        | 101          | -10%        | 0.51        | 447        | 24%         | 8.60             | 91        | 95.6%        | 228,500        | 4.8%         | 227,198        | 0.5%         |
| Apr-13               | 50         | -18%        | 135          | -14%        | 0.37        | 490        | 13%         | 9.80             | 101       | 95.5%        | 213,725        | 1.8%         | 214,178        | 2.6%         |
| May-13               | 67         | 5%          | 183          | 11%         | 0.37        | 556        | 13%         | 8.30             | 65        | 96.3%        | 217,000        | -6.2%        | 224,431        | -6.0%        |
| Jun-13               | 65         | 20%         | 137          | 29%         | 0.47        | 576        | 15%         | 8.86             | 70        | 96.3%        | 225,000        | 6.6%         | 254,672        | 16.1%        |
| Jul-13               | 59         | -6%         | 128          | 32%         | 0.46        | 595        | 21%         | 10.08            | 72        | 95.1%        | 208,000        | -4.4%        | 229,932        | -7.9%        |
| Aug-13               | 61         | -13%        | 98           | -15%        | 0.62        | 578        | 17%         | 9.48             | 91        | 94.6%        | 227,000        | 4.4%         | 227,191        | 3.7%         |
| Sep-13               | 48         | -16%        | 96           | 10%         | 0.50        | 527        | 10%         | 10.98            | 87        | 95.7%        | 211,500        | 0.7%         | 222,138        | -10.8%       |
| Oct-13               | 57         | -5%         | 92           | 15%         | 0.62        | 488        | 12%         | 8.56             | 84        | 95.6%        | 225,000        | -0.4%        | 223,935        | -4.4%        |
| Nov-13               | 38         | 15%         | 66           | -11%        | 0.58        | 451        | 3%          | 11.87            | 72        | 95.3%        | 210,000        | -5.8%        | 229,182        | 8.4%         |
| Dec-13               | 33         | 43%         | 42           | 11%         | 0.79        | 391        | 1%          | 11.85            | 94        | 95.8%        | 229,000        | -2.6%        | 242,994        | -4.9%        |
| <b>2013</b>          | <b>577</b> | <b>-8%</b>  | <b>1,222</b> | <b>4%</b>   | <b>0.47</b> | <b>492</b> | <b>15%</b>  | <b>10.24</b>     | <b>81</b> | <b>95.6%</b> | <b>220,000</b> | <b>2.3%</b>  | <b>227,980</b> | <b>0.0%</b>  |
| Jan-14               | 21         | -19%        | 65           | 12%         | 0.32        | 406        | 6%          | 19.33            | 92        | 94.3%        | 170,000        | -12.4%       | 189,629        | -5.2%        |
| Feb-14               | 27         | 29%         | 67           | -22%        | 0.40        | 431        | 1%          | 15.96            | 91        | 94.8%        | 170,000        | -12.4%       | 185,422        | -16.3%       |
| Mar-14               | 33         | -37%        | 108          | 7%          | 0.31        | 473        | 6%          | 14.33            | 78        | 95.8%        | 198,000        | -13.3%       | 213,988        | -5.8%        |
| Apr-14               | 68         | 36%         | 147          | 9%          | 0.46        | 494        | 1%          | 7.26             | 106       | 94.9%        | 223,750        | 4.7%         | 231,546        | 8.1%         |
| May-14               | 71         | 6%          | 178          | -3%         | 0.40        | 559        | 1%          | 7.87             | 64        | 96.3%        | 238,500        | 9.9%         | 250,692        | 11.7%        |
| Jun-14               | 69         | 6%          | 137          | 0%          | 0.50        | 556        | -3%         | 8.06             | 67        | 95.9%        | 228,000        | 1.3%         | 252,603        | -0.8%        |
| Jul-14               | 73         | 24%         | 135          | 5%          | 0.54        | 564        | -5%         | 7.73             | 67        | 95.0%        | 235,000        | 13.0%        | 245,819        | 6.9%         |
| Aug-14               | 61         | 0%          | 132          | 35%         | 0.46        | 588        | 2%          | 9.64             | 67        | 95.5%        | 210,000        | -7.5%        | 232,141        | 2.2%         |
| Sep-14               | 62         | 29%         | 95           | -1%         | 0.65        | 536        | 2%          | 8.65             | 79        | 95.8%        | 223,500        | 5.7%         | 242,220        | 9.0%         |
| Oct-14               | 47         | -18%        | 109          | 18%         | 0.43        | 509        | 4%          | 10.83            | 88        | 95.5%        | 225,000        | 0.0%         | 235,138        | 5.0%         |
| Nov-14               | 47         | 24%         | 60           | -9%         | 0.78        | 449        | 0%          | 9.55             | 97        | 93.4%        | 172,000        | -18.1%       | 188,455        | -17.8%       |
| Dec-14               | 26         | -21%        | 27           | -36%        | 0.96        | 389        | -1%         | 14.96            | 102       | 94.5%        | 228,000        | -0.4%        | 238,679        | -1.8%        |
| <b>2014</b>          | <b>605</b> | <b>5%</b>   | <b>1,260</b> | <b>3%</b>   | <b>0.48</b> | <b>496</b> | <b>1%</b>   | <b>9.84</b>      | <b>80</b> | <b>95.3%</b> | <b>218,000</b> | <b>-0.9%</b> | <b>231,837</b> | <b>1.7%</b>  |
| Jan-15               | 29         | 38%         | 69           | 6%          | 0.42        | 383        | -6%         | 13.21            | 108       | 94.3%        | 169,000        | -0.6%        | 196,772        | 3.8%         |
| Feb-15               | 30         | 11%         | 79           | 18%         | 0.38        | 412        | -4%         | 13.73            | 116       | 94.5%        | 178,500        | 5.0%         | 190,693        | 2.8%         |
| Mar-15               | 46         | 39%         | 117          | 8%          | 0.39        | 446        | -6%         | 9.70             | 92        | 95.1%        | 207,500        | 4.8%         | 225,884        | 5.6%         |
| Apr-15               | 53         | -22%        | 173          | 18%         | 0.31        | 516        | 4%          | 9.74             | 91        | 96.3%        | 253,000        | 13.1%        | 278,774        | 20.4%        |
| May-15               | 59         | -17%        | 163          | -8%         | 0.36        | 581        | 4%          | 9.85             | 90        | 94.9%        | 220,000        | -7.8%        | 246,566        | -1.6%        |
| Jun-15               | 65         | -6%         | 142          | 4%          | 0.46        | 608        | 9%          | 9.35             | 81        | 95.0%        | 222,500        | -2.4%        | 228,638        | -9.5%        |
| Jul-15               | 70         | -4%         | 99           | -27%        | 0.71        | 593        | 5%          | 8.47             | 87        | 95.3%        | 240,000        | 2.1%         | 244,132        | -0.7%        |
| Aug-15               | 45         | -26%        | 106          | -20%        | 0.42        | 603        | 3%          | 13.40            | 93        | 94.1%        | 210,000        | 0.0%         | 229,694        | -1.1%        |
| Sep-15               | 55         | -11%        | 98           | 3%          | 0.56        | 567        | 6%          | 10.31            | 79        | 95.2%        | 229,000        | 2.5%         | 242,082        | -0.1%        |
| Oct-15               | 52         | 11%         | 93           | -15%        | 0.56        | 501        | -2%         | 9.63             | 95        | 94.7%        | 235,000        | 4.4%         | 245,469        | 4.4%         |
| Nov-15               | 39         | -17%        | 63           | 5%          | 0.62        | 473        | 5%          | 12.13            | 90        | 95.3%        | 240,000        | 39.5%        | 259,310        | 37.6%        |
| Dec-15               | 19         | -27%        | 37           | 37%         | 0.51        | 429        | 10%         | 22.58            | 113       | 94.8%        | 255,000        | 11.8%        | 261,611        | 9.6%         |
| <b>2015</b>          | <b>562</b> | <b>-7%</b>  | <b>1,239</b> | <b>-2%</b>  | <b>0.45</b> | <b>509</b> | <b>3%</b>   | <b>10.88</b>     | <b>92</b> | <b>95.1%</b> | <b>225,000</b> | <b>3.2%</b>  | <b>239,484</b> | <b>3.3%</b>  |
| Jan-16               | 21         | -28%        | 66           | -4%         | 0.32        | 446        | 16%         | 21.24            | 90        | 93.8%        | 227,500        | 34.6%        | 231,567        | 17.7%        |
| Feb-16               | 30         | 0%          | 96           | 22%         | 0.31        | 482        | 17%         | 16.07            | 114       | 95.1%        | 250,000        | 40.1%        | 263,987        | 38.4%        |
| Mar-16               | 51         | 11%         | 113          | -3%         | 0.45        | 502        | 13%         | 9.84             | 107       | 95.4%        | 218,000        | 5.1%         | 243,447        | 7.8%         |
| Apr-16               | 64         | 21%         | 167          | -3%         | 0.38        | 546        | 6%          | 8.53             | 95        | 94.9%        | 215,000        | -15.0%       | 228,825        | -17.9%       |
| May-16               | 65         | 10%         | 175          | 7%          | 0.37        | 601        | 3%          | 9.25             | 95        | 94.9%        | 245,000        | 11.4%        | 246,602        | 0.0%         |
| Jun-16               | 79         | 22%         | 135          | -5%         | 0.59        | 597        | -2%         | 7.56             | 82        | 94.4%        | 232,900        | 4.7%         | 246,207        | 7.7%         |
| Jul-16               | 51         | -27%        | 116          | 17%         | 0.44        | 610        | 3%          | 11.96            | 69        | 95.0%        | 214,900        | -10.5%       | 216,949        | -11.1%       |
| Aug-16               | 62         | 38%         | 118          | 11%         | 0.53        | 604        | 0%          | 9.74             | 64        | 95.4%        | 221,000        | 5.2%         | 263,205        | 14.6%        |
| Sep-16               | 49         | -11%        | 104          | 6%          | 0.47        | 562        | -1%         | 11.47            | 99        | 94.6%        | 235,000        | 2.6%         | 287,547        | 18.8%        |
| Oct-16               | 39         | -25%        | 72           | -23%        | 0.54        | 506        | 1%          | 12.97            | 82        | 93.5%        | 212,000        | -9.8%        | 216,792        | -11.7%       |
| Nov-16               | 39         | 0%          | 85           | 35%         | 0.46        | 499        | 5%          | 12.79            | 79        | 93.9%        | 202,500        | -15.6%       | 252,341        | -2.7%        |
| Dec-16               | 17         | -11%        | 43           | 16%         | 0.40        | 472        | 10%         | 27.76            | 85        | 93.8%        | 170,000        | -33.3%       | 212,171        | -18.9%       |
| <b>2016</b>          | <b>567</b> | <b>1%</b>   | <b>1,290</b> | <b>4%</b>   | <b>0.44</b> | <b>536</b> | <b>5%</b>   | <b>11.34</b>     | <b>87</b> | <b>94.7%</b> | <b>225,000</b> | <b>0.0%</b>  | <b>244,618</b> | <b>2.1%</b>  |
| Jan-17               | 22         | 5%          | 65           | -2%         | 0.34        | 481        | 8%          | 21.86            | 114       | 94.7%        | 213,250        | -6.3%        | 242,452        | 4.7%         |
| Feb-17               | 33         | 10%         | 87           | -9%         | 0.38        | 488        | 1%          | 14.79            | 107       | 92.1%        | 199,000        | -20.4%       | 211,769        | -19.8%       |
| Mar-17               | 41         | -20%        | 122          | 8%          | 0.34        | 514        | 2%          | 12.54            | 109       | 95.4%        | 195,000        | -10.6%       | 209,956        | -13.8%       |
| Apr-17               | 38         | -41%        | 144          | -14%        | 0.26        | 556        | 2%          | 14.63            | 73        | 95.6%        | 239,950        | 11.6%        | 244,439        | 6.8%         |
| May-17               | 59         | -9%         | 172          | -2%         | 0.34        | 604        | 0%          | 10.24            | 83        | 94.9%        | 215,000        | -12.2%       | 241,865        | -1.9%        |
| Jun-17               | 46         | -42%        | 154          | 14%         | 0.30        | 654        | 10%         | 14.22            | 87        | 93.4%        | 185,000        | -20.6%       | 216,712        | -12.0%       |
| Jul-17               | 73         | 43%         | 120          | 3%          | 0.61        | 636        | 4%          | 8.71             | 89        | 92.9%        | 222,000        | 3.3%         | 231,960        | 6.9%         |
| Aug-17               | 63         | 2%          | 112          | -5%         | 0.56        | 623        | 3%          | 9.89             | 85        | 93.7%        | 200,000        | -9.5%        | 242,298        | -7.9%        |
| Sep-17               | 37         | -24%        | 93           | -11%        | 0.40        | 592        | 5%          | 16.00            | 83        | 92.2%        | 195,000        | -17.0%       | 212,268        | -26.2%       |
| Oct-17               | 37         | -5%         | 92           | 28%         | 0.40        | 551        | 9%          | 14.89            | 87        | 94.0%        | 219,000        | 3.3%         | 220,609        | 1.8%         |
| Nov-17               | 30         | -23%        | 73           | -14%        | 0.41        | 522        | 5%          | 17.40            | 90        | 93.4%        | 195,200        | -3.6%        | 199,947        | -20.8%       |
| Dec-17               | 34         | 100%        | 42           | -2%         | 0.81        | 452        | -4%         | 13.29            | 101       | 93.2%        | 230,000        | 35.3%        | 231,218        | 9.0%         |
| <b>2017</b>          | <b>513</b> | <b>-10%</b> | <b>1,276</b> | <b>-1%</b>  | <b>0.40</b> | <b>556</b> | <b>4%</b>   | <b>13.01</b>     | <b>91</b> | <b>93.8%</b> | <b>210,000</b> | <b>-6.7%</b> | <b>227,158</b> | <b>-7.1%</b> |
| Jan-18               | 24         | 9%          | 66           | 2%          | 0.36        | 454        | -6%         | 18.92            | 99        | 93.6%        | 177,500        | -16.8%       | 189,354        | -21.9%       |
| Feb-18               | 31         | -6%         | 72           | -17%        | 0.43        | 456        | -7%         | 14.71            | 145       | 94.3%        | 223,000        | 12.1%        | 242,997        | 14.7%        |
| Mar-18               | 40         | -2%         | 84           | -31%        | 0.48        | 446        | -13%        | 11.15            | 127       | 94.2%        | 190,000        | -2.6%        | 218,728        | 4.2%         |
| Apr-18               | 35         | -8%         | 103          | -28%        | 0.34        | 466        | -16%        | 13.31            | 98        | 95.1%        | 211,500        | -11.9%       | 201,224        | -17.7%       |
| May-18               | 56         | -5%         | 180          | 5%          | 0.31        | 529        | -12%        | 9.45             | 78        | 93.7%        | 207,250        | -3.6%        | 230,004        | -4.9%        |
| Jun-18               | 52         | 13%         | 130          | -16%        | 0.40        | 540        | -17%        | 10.38            | 83        | 95.0%        | 255,000        | 37.8%        | 250,651        | 15.7%        |
| Jul-18               | 43         | -41%        | 106          | -12%        | 0.41        | 558        | -12%        | 12.98            | 66        | 94.3%        | 227,000        | 2.3%         | 235,958        | 1.7%         |
| Aug-18               | 45         | -29%        | 118          | 5%          | 0.38        | 569        | -9%         | 12.64            | 74        | 92.6%        | 186,000        | -7.0%        | 205,087        | -15.4%       |
| Sep-18               | 41         | 11%         | 88           | -5%         | 0.47        | 553        | -7%         | 13.49            | 103       | 93.7%        | 220,000        | 12.8%        | 224,398        | 5.7%         |
| Oct-18               | 35         | -5%         | 69           | -25%        | 0.51        | 506        | -8%         | 14.46            | 79        | 93.3%        | 210,000        | -4.1%        | 223,900        | 1.5%         |
| Nov-18               | 31         | 3%          | 50           | -32%        | 0.62        | 472        | -10%        | 15.23            | 109       | 93.6%        | 165,000        | -15.5%       | 202,326        | 1.2%         |
| Dec-18               | 13         | -62%        | 38           | -10%        | 0.34        | 428        | -5%         | 32.92            | 100       | 93.7%        | 224,900        | -2.2%        | 193,246        | -16.4%       |
| <b>2018</b>          | <b>446</b> | <b>-13%</b> | <b>1,104</b> | <b>-13%</b> | <b>0.40</b> | <b>498</b> | <b>-10%</b> | <b>13.40</b>     | <b>94</b> | <b>94.0%</b> | <b>210,000</b> | <b>0.0%</b>  | <b>221,927</b> | <b>-2.3%</b> |

| PRINCE ALBERT REGION |            |             |              |             |             |            |             |                  |           |              |                |              |                |              |
|----------------------|------------|-------------|--------------|-------------|-------------|------------|-------------|------------------|-----------|--------------|----------------|--------------|----------------|--------------|
|                      | Sales      | Y/Y%        | New Listings | Y/Y%        | S/NL Ratio  | Inventory  | Y/Y%        | Months of Supply | DOM       | SP/LP        | Median Price   | Y/Y%         | Average Price  | Y/Y%         |
| Jan-19               | 16         | -33%        | 78           | 18%         | 0.21        | 441        | -3%         | 27.56            | 115       | 91.2%        | 138,500        | -22.0%       | 153,050        | -19.2%       |
| Feb-19               | 29         | -6%         | 51           | -29%        | 0.57        | 425        | -7%         | 14.66            | 101       | 92.4%        | 179,000        | -19.7%       | 210,564        | -13.3%       |
| Mar-19               | 27         | -33%        | 100          | 19%         | 0.27        | 465        | 4%          | 17.22            | 144       | 93.9%        | 192,000        | 1.1%         | 178,793        | -18.3%       |
| Apr-19               | 60         | 71%         | 129          | 25%         | 0.47        | 488        | 5%          | 8.13             | 92        | 94.0%        | 194,500        | -8.0%        | 205,778        | 2.3%         |
| May-19               | 59         | 5%          | 158          | -12%        | 0.37        | 538        | 2%          | 9.12             | 96        | 93.9%        | 190,000        | -8.3%        | 218,750        | -4.9%        |
| Jun-19               | 43         | -17%        | 111          | -15%        | 0.39        | 561        | 4%          | 13.05            | 67        | 95.0%        | 247,500        | -2.9%        | 244,613        | -2.4%        |
| Jul-19               | 56         | 30%         | 102          | -4%         | 0.55        | 546        | -2%         | 9.75             | 95        | 93.6%        | 195,750        | -13.8%       | 213,182        | -9.7%        |
| Aug-19               | 56         | 24%         | 98           | -17%        | 0.57        | 540        | -5%         | 9.64             | 83        | 94.5%        | 223,500        | 20.2%        | 222,909        | 8.7%         |
| Sep-19               | 40         | -2%         | 88           | 0%          | 0.45        | 521        | -6%         | 13.03            | 101       | 93.6%        | 220,475        | 0.2%         | 232,944        | 3.8%         |
| Oct-19               | 48         | 37%         | 61           | -12%        | 0.79        | 468        | -8%         | 9.75             | 93        | 93.9%        | 218,750        | 4.2%         | 228,771        | 2.2%         |
| Nov-19               | 30         | -3%         | 64           | 28%         | 0.47        | 458        | -3%         | 15.27            | 98        | 94.8%        | 210,000        | 27.3%        | 221,192        | 9.3%         |
| Dec-19               | 16         | 23%         | 38           | 0%          | 0.42        | 403        | -6%         | 25.19            | 92        | 95.9%        | 205,000        | -8.8%        | 266,469        | 37.9%        |
| <b>2019</b>          | <b>480</b> | <b>8%</b>   | <b>1,078</b> | <b>-2%</b>  | <b>0.45</b> | <b>488</b> | <b>-2%</b>  | <b>12.20</b>     | <b>95</b> | <b>94.0%</b> | <b>207,500</b> | <b>-1.2%</b> | <b>218,277</b> | <b>-1.6%</b> |
| Jan-20               | 22         | 38%         | 59           | -24%        | 0.37        | 402        | -9%         | 18.27            | 88        | 94.4%        | 185,000        | 33.6%        | 186,659        | 22.0%        |
| Feb-20               | 21         | -28%        | 68           | 33%         | 0.31        | 413        | -3%         | 19.67            | 99        | 93.2%        | 185,000        | 3.4%         | 186,381        | -11.5%       |
| Mar-20               | 24         | -11%        | 75           | -25%        | 0.32        | 405        | -13%        | 16.88            | 103       | 95.3%        | 201,000        | 4.7%         | 204,144        | 14.2%        |
| Apr-20               | 29         | -52%        | 74           | -43%        | 0.39        | 412        | -16%        | 14.21            | 141       | 89.7%        | 170,000        | -12.6%       | 175,267        | -14.8%       |
| May-20               | 48         | -19%        | 130          | -18%        | 0.37        | 440        | -18%        | 9.17             | 96        | 93.0%        | 218,750        | 15.1%        | 241,198        | 10.3%        |
| Jun-20               | 86         | 100%        | 117          | 5%          | 0.74        | 418        | -25%        | 4.86             | 83        | 94.1%        | 230,000        | -7.1%        | 236,481        | -3.3%        |
| Jul-20               | 68         | 21%         | 131          | 28%         | 0.52        | 446        | -18%        | 6.56             | 76        | 95.0%        | 237,500        | 21.3%        | 262,802        | 23.3%        |
| Aug-20               | 79         | 41%         | 95           | -3%         | 0.83        | 418        | -23%        | 5.29             | 83        | 96.6%        | 215,000        | -3.8%        | 246,477        | 10.6%        |
| Sep-20               | 57         | 43%         | 91           | 3%          | 0.63        | 418        | -20%        | 7.33             | 88        | 95.0%        | 200,000        | -9.3%        | 230,262        | -1.2%        |
| Oct-20               | 61         | 27%         | 79           | 30%         | 0.77        | 389        | -17%        | 6.38             | 91        | 94.9%        | 243,500        | 11.3%        | 252,779        | 10.5%        |
| Nov-20               | 41         | 37%         | 58           | -9%         | 0.71        | 362        | -21%        | 8.83             | 80        | 94.3%        | 235,000        | 11.9%        | 239,293        | 8.2%         |
| Dec-20               | 43         | 169%        | 40           | 5%          | 1.08        | 311        | -23%        | 7.23             | 88        | 94.2%        | 176,000        | -14.1%       | 205,130        | -23.0%       |
| <b>2020</b>          | <b>579</b> | <b>21%</b>  | <b>1,017</b> | <b>-6%</b>  | <b>0.57</b> | <b>403</b> | <b>-17%</b> | <b>8.35</b>      | <b>89</b> | <b>94.5%</b> | <b>220,000</b> | <b>6.0%</b>  | <b>232,186</b> | <b>6.4%</b>  |
| Jan-21               | 58         | 164%        | 76           | 29%         | 0.76        | 304        | -24%        | 5.24             | 87        | 92.7%        | 219,000        | 18.4%        | 251,867        | 34.9%        |
| Feb-21               | 61         | 190%        | 58           | -15%        | 1.05        | 280        | -32%        | 4.59             | 90        | 95.1%        | 237,300        | 28.3%        | 242,425        | 30.1%        |
| Mar-21               | 59         | 146%        | 116          | 55%         | 0.51        | 315        | -22%        | 5.34             | 98        | 95.5%        | 225,000        | 11.9%        | 239,839        | 17.5%        |
| Apr-21               | 75         | 159%        | 119          | 61%         | 0.63        | 327        | -21%        | 4.36             | 67        | 95.7%        | 245,000        | 44.1%        | 293,688        | 67.6%        |
| May-21               | 85         | 77%         | 104          | -20%        | 0.82        | 316        | -28%        | 3.72             | 81        | 96.4%        | 249,000        | 13.8%        | 258,602        | 7.2%         |
| Jun-21               | 80         | -7%         | 122          | 4%          | 0.66        | 319        | -24%        | 3.99             | 55        | 96.4%        | 240,000        | 4.3%         | 253,889        | 7.4%         |
| Jul-21               | 70         | 3%          | 113          | -14%        | 0.62        | 344        | -23%        | 4.91             | 54        | 96.2%        | 237,500        | 0.0%         | 282,536        | 7.5%         |
| Aug-21               | 62         | -22%        | 90           | -5%         | 0.69        | 345        | -17%        | 5.56             | 68        | 95.8%        | 242,750        | 12.9%        | 233,514        | -5.3%        |
| Sep-21               | 59         | 4%          | 73           | -20%        | 0.81        | 308        | -26%        | 5.22             | 60        | 95.7%        | 226,000        | 13.0%        | 255,670        | 11.0%        |
| Oct-21               | 49         | -20%        | 79           | 0%          | 0.62        | 303        | -22%        | 6.18             | 79        | 94.7%        | 220,000        | -9.7%        | 235,796        | -6.7%        |
| Nov-21               | 60         | 46%         | 48           | -17%        | 1.25        | 266        | -27%        | 4.43             | 63        | 95.1%        | 235,000        | 0.0%         | 240,592        | 0.5%         |
| Dec-21               | 32         | -26%        | 25           | -38%        | 1.28        | 212        | -32%        | 6.63             | 95        | 96.2%        | 218,500        | 24.1%        | 286,972        | 39.9%        |
| <b>2021</b>          | <b>750</b> | <b>30%</b>  | <b>1,023</b> | <b>1%</b>   | <b>0.73</b> | <b>303</b> | <b>-25%</b> | <b>4.85</b>      | <b>73</b> | <b>95.5%</b> | <b>237,150</b> | <b>7.8%</b>  | <b>256,504</b> | <b>10.5%</b> |
| Jan-22               | 23         | -60%        | 36           | -53%        | 0.64        | 208        | -32%        | 9.04             | 78        | 95.1%        | 190,000        | -13.2%       | 208,087        | -17.4%       |
| Feb-22               | 30         | -51%        | 49           | -16%        | 0.61        | 215        | -23%        | 7.17             | 86        | 95.7%        | 211,000        | -11.1%       | 221,244        | -8.7%        |
| Mar-22               | 46         | -22%        | 76           | -34%        | 0.61        | 221        | -30%        | 4.80             | 64        | 97.1%        | 238,250        | 5.9%         | 280,555        | 17.0%        |
| Apr-22               | 44         | -41%        | 100          | -16%        | 0.44        | 259        | -21%        | 5.89             | 65        | 96.7%        | 249,500        | 1.8%         | 261,255        | -11.0%       |
| May-22               | 70         | -18%        | 120          | 15%         | 0.58        | 286        | -9%         | 4.09             | 52        | 98.4%        | 236,250        | -5.1%        | 280,041        | 8.3%         |
| Jun-22               | 78         | -3%         | 125          | 2%          | 0.62        | 295        | -8%         | 3.78             | 41        | 97.5%        | 261,250        | 8.9%         | 279,898        | 10.2%        |
| Jul-22               | 52         | -26%        | 93           | -18%        | 0.56        | 306        | -11%        | 5.88             | 42        | 96.9%        | 261,250        | 10.0%        | 272,806        | -3.4%        |
| Aug-22               | 53         | -15%        | 101          | 12%         | 0.52        | 329        | -5%         | 6.21             | 59        | 96.9%        | 244,900        | 0.9%         | 287,334        | 23.0%        |
| Sep-22               | 57         | -3%         | 93           | 27%         | 0.61        | 338        | 10%         | 5.93             | 49        | 95.5%        | 220,000        | -2.7%        | 245,073        | -4.1%        |
| Oct-22               | 48         | -2%         | 53           | -33%        | 0.91        | 286        | -6%         | 5.96             | 55        | 94.2%        | 227,000        | 3.2%         | 277,757        | 17.8%        |
| Nov-22               | 41         | -32%        | 34           | -29%        | 1.21        | 237        | -11%        | 5.78             | 83        | 94.0%        | 250,000        | 6.4%         | 284,274        | 18.2%        |
| Dec-22               | 17         | -47%        | 25           | 0%          | 0.68        | 211        | 0%          | 12.41            | 97        | 94.5%        | 218,000        | -0.2%        | 207,618        | -27.7%       |
| <b>2022</b>          | <b>559</b> | <b>-25%</b> | <b>905</b>   | <b>-12%</b> | <b>0.62</b> | <b>266</b> | <b>-12%</b> | <b>5.71</b>      | <b>59</b> | <b>96.4%</b> | <b>238,650</b> | <b>0.6%</b>  | <b>266,833</b> | <b>4.0%</b>  |
| Jan-23               | 23         | 0%          | 47           | 31%         | 0.49        | 207        | 0%          | 9.00             | 92        | 95.9%        | 330,000        | 73.7%        | 318,147        | 52.9%        |
| Feb-23               |            |             |              |             |             |            |             |                  |           |              |                |              |                |              |
| Mar-23               |            |             |              |             |             |            |             |                  |           |              |                |              |                |              |
| Apr-23               |            |             |              |             |             |            |             |                  |           |              |                |              |                |              |
| May-23               |            |             |              |             |             |            |             |                  |           |              |                |              |                |              |
| Jun-23               |            |             |              |             |             |            |             |                  |           |              |                |              |                |              |
| Jul-23               |            |             |              |             |             |            |             |                  |           |              |                |              |                |              |
| Aug-23               |            |             |              |             |             |            |             |                  |           |              |                |              |                |              |
| Sep-23               |            |             |              |             |             |            |             |                  |           |              |                |              |                |              |
| Oct-23               |            |             |              |             |             |            |             |                  |           |              |                |              |                |              |
| Nov-23               |            |             |              |             |             |            |             |                  |           |              |                |              |                |              |
| Dec-23               |            |             |              |             |             |            |             |                  |           |              |                |              |                |              |
| <b>2023</b>          | <b>23</b>  | <b>0%</b>   | <b>47</b>    | <b>31%</b>  | <b>0.49</b> | <b>207</b> | <b>0%</b>   | <b>9.00</b>      | <b>92</b> | <b>95.9%</b> | <b>330,000</b> | <b>73.7%</b> | <b>318,147</b> | <b>52.9%</b> |



The City of Regina reported 134 sales in January, slightly below long-term trends for the month. The dip in sales can be attributed to declines in detached activity and ongoing supply issues. With less than 300 new listings this month, January levels are at their lowest level since 2010. Additionally, the pullback in new listings ensured that inventory levels remained well below long-term averages, with much of the inventory decline being driven by homes priced below \$300,000.

Regina reported a benchmark price of \$312,200 in January, down one per cent compared to January 2022 and above the \$291,300 reported in January 2021.

**SALES**

**134**

↓ 21.6% Y/Y ↓ 21.6% YTD  
10-year average spread

8.1% ↓ 8.1% ↓

**NEW LISTINGS**

**287**

↓ 9.5% Y/Y ↓ 9.5% YTD  
10-year average spread

23.0% ↓ 23.0% ↓

**INVENTORY**

**794**

↓ 14.3% Y/Y ↓ Monthly trend\*  
10-year average spread

22.1% ↓ 22.1% ↓

**MONTHS OF SUPPLY**

**5.93**

↑ 9.4% Y/Y ↓ Monthly trend\*  
10-year average spread

18.3% ↓ 18.3% ↓



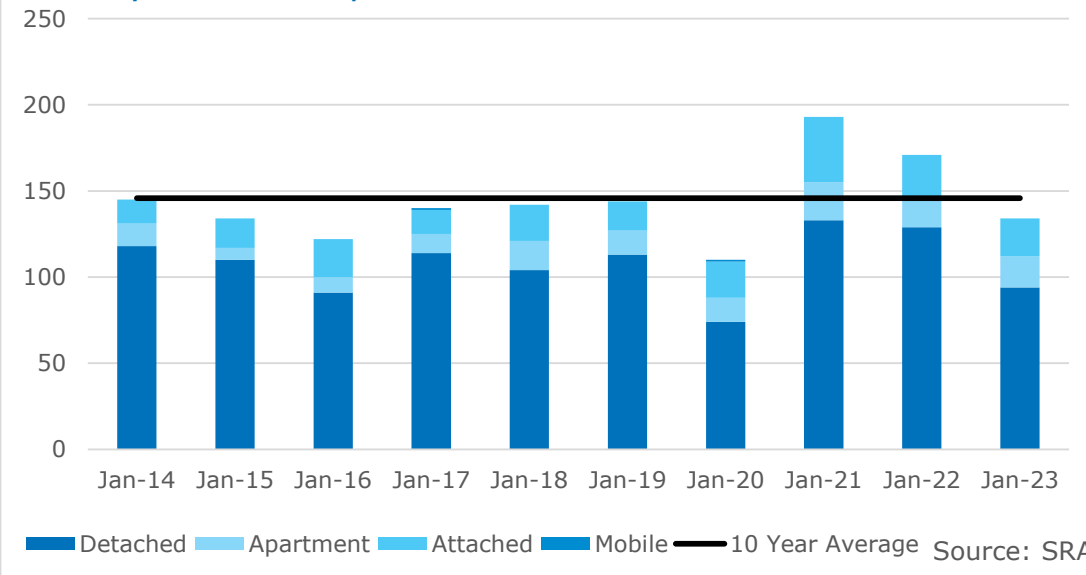
**TOTAL RESIDENTIAL BENCHMARK PRICE**

**\$ 312,200**

↓ 1.0% Y/Y

Monthly trend\*

**Monthly Sales Comparison**



## January 2023

|                          | Sales      |             | New Listings |            | Inventory  |             | Months of Supply |           | DOM       | Benchmark        |            | Avg Price        |             |
|--------------------------|------------|-------------|--------------|------------|------------|-------------|------------------|-----------|-----------|------------------|------------|------------------|-------------|
|                          | Actual     | Y/Y%        | Actual       | Y/Y%       | Actual     | Y/Y%        | Actual           | Y/Y%      | Actual    | Actual           | Y/Y%       | Actual           | Y/Y%        |
| Detached                 | 94         | -27%        | 224          | 6%         | 569        | -3%         | 6.05             | 33%       | 59        | \$324,700        | -1%        | \$284,269        | -17%        |
| Attached                 | 22         | -15%        | 35           | -24%       | 116        | -29%        | 5.27             | -16%      | 85        | -                | -          | \$249,270        | -7%         |
| Apartment                | 18         | 13%         | 28           | -52%       | 106        | -38%        | 5.89             | -45%      | 63        | \$211,500        | 1%         | \$246,489        | 25%         |
| Mobile                   | 0          | -           | 0            | -100%      | 2          | -60%        | -                | -         | -         | -                | -          | -                | -           |
| <b>Total Residential</b> | <b>134</b> | <b>-22%</b> | <b>287</b>   | <b>-9%</b> | <b>794</b> | <b>-14%</b> | <b>5.93</b>      | <b>9%</b> | <b>64</b> | <b>\$312,200</b> | <b>-1%</b> | <b>\$273,448</b> | <b>-14%</b> |

## 10-Year Averages

|                   | Sales |       | New Listings |       | Inventory |       | Months of Supply |       | DOM | Benchmark |       | Avg Price |       |
|-------------------|-------|-------|--------------|-------|-----------|-------|------------------|-------|-----|-----------|-------|-----------|-------|
|                   | Avg   | %Diff | Avg          | %Diff | Avg       | %Diff | Avg              | %Diff | Avg | Avg       | %Diff | Avg       | %Diff |
| Total Residential | 146   | -8%   | 373          | -23%  | 1,019     | -22%  | 7.25             | -18%  | 60  | \$295,200 | 6%    | \$297,847 | -8%   |

## Year-to-Date

### January 2023

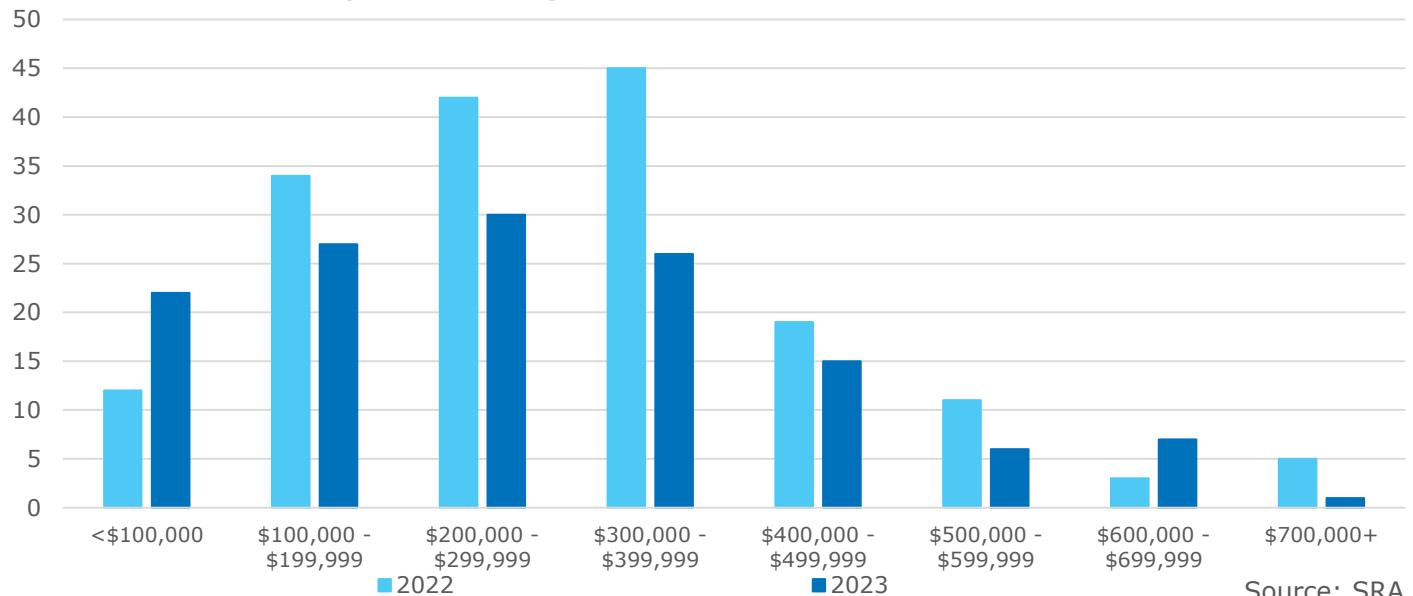
|                          | Sales      |             | New Listings |            | Inventory  |             | Months of Supply |           | DOM       | Benchmark        |            | Avg Price        |             |
|--------------------------|------------|-------------|--------------|------------|------------|-------------|------------------|-----------|-----------|------------------|------------|------------------|-------------|
|                          | Actual     | Y/Y%        | Actual       | Y/Y%       | Actual     | Y/Y%        | Actual           | Y/Y%      | Actual    | Actual           | Y/Y%       | Actual           | Y/Y%        |
| Detached                 | 94         | -27%        | 224          | 6%         | 569        | -3%         | 6.05             | 33%       | 59        | \$324,700        | -1%        | \$284,269        | -17%        |
| Attached                 | 22         | -15%        | 35           | -24%       | 116        | -29%        | 5.27             | -16%      | 85        | -                | -          | \$249,270        | -7%         |
| Apartment                | 18         | 13%         | 28           | -52%       | 106        | -38%        | 5.89             | -45%      | 63        | \$211,500        | 1%         | \$246,489        | 25%         |
| Mobile                   | 0          | -           | 0            | -100%      | 2          | -60%        | -                | -         | -         | -                | -          | -                | -           |
| <b>Total Residential</b> | <b>134</b> | <b>-22%</b> | <b>287</b>   | <b>-9%</b> | <b>794</b> | <b>-14%</b> | <b>5.93</b>      | <b>9%</b> | <b>64</b> | <b>\$312,200</b> | <b>-1%</b> | <b>\$273,448</b> | <b>-14%</b> |

## 10-Year Averages

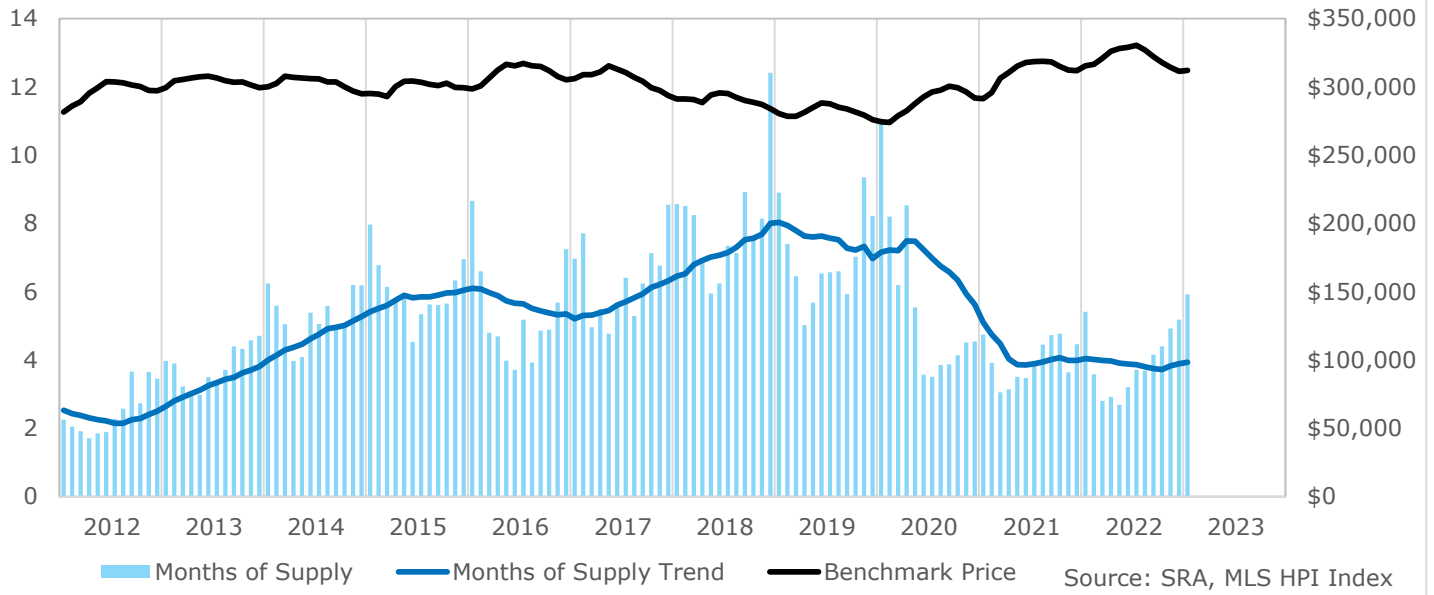
|                   | Sales |       | New Listings |       | Inventory |       | Months of Supply |       | DOM | Benchmark |       | Avg Price |       |
|-------------------|-------|-------|--------------|-------|-----------|-------|------------------|-------|-----|-----------|-------|-----------|-------|
|                   | Avg   | %Diff | Avg          | %Diff | Avg       | %Diff | Avg              | %Diff | Avg | Avg       | %Diff | Avg       | %Diff |
| Total Residential | 146   | -8%   | 373          | -23%  | 1,019     | -22%  | 7.25             | -18%  | 60  | \$295,200 | 6%    | \$297,847 | -8%   |

## Residential Sales by Price Range

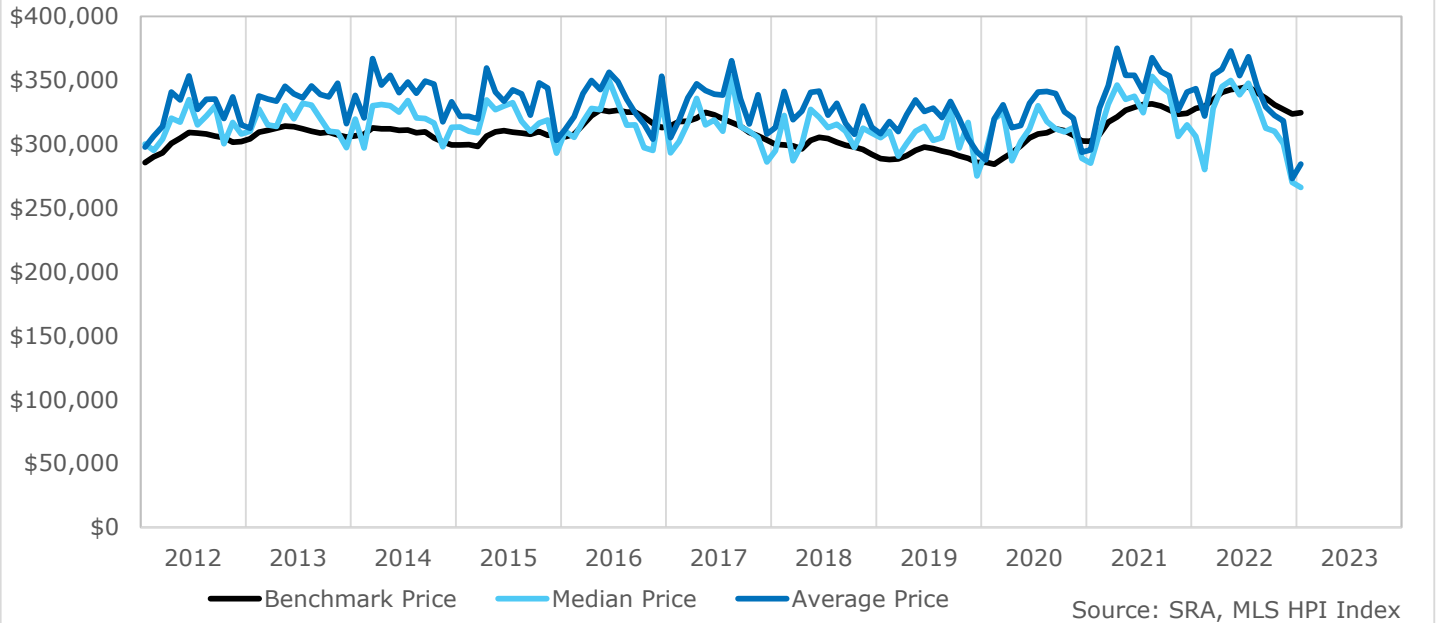
YTD-JAN



**Residential Months of Supply and Price**



**Single Family Pricing**

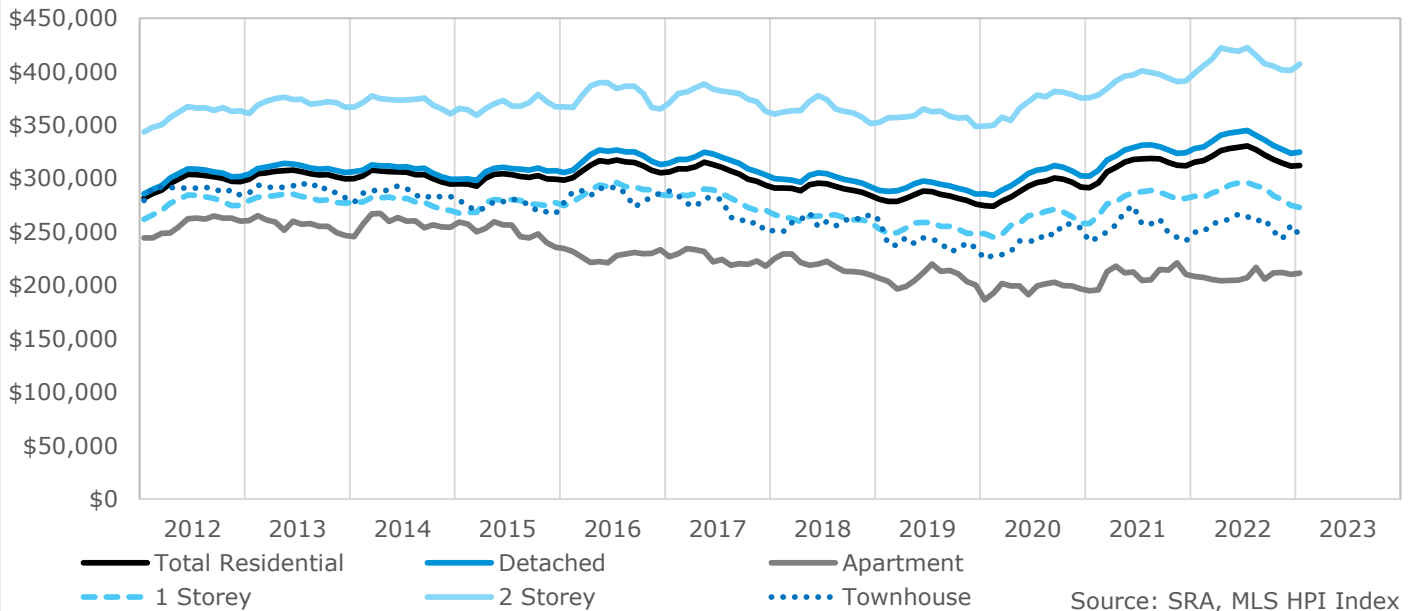


## HPI Benchmark Attributes

|                                            | Composite              | Apartment              | Townhouse              |
|--------------------------------------------|------------------------|------------------------|------------------------|
| Bedrooms, Above Ground                     | 3                      | 2                      | 2                      |
| Bathrooms, Full                            | 2                      | 1                      | 2                      |
| Bathrooms, Half                            | 0                      | 0                      | 1                      |
| Garage                                     | Attached, Single width | Attached, Single width | Attached, Single width |
| Gross Living Area, Above Ground (Sq. Ft.)  | 1163                   | 978                    | 1092                   |
| Lot Size                                   | -                      | -                      | -                      |
| Fireplaces, Number of                      | 0                      | 0                      | 0                      |
| Year Built                                 | 1976                   | 2000                   | 2005                   |
| January 2023 Benchmark Price               | \$312,200              | \$211,500              | \$246,900              |
| Single Family Share of Sales, Last 3 Years | 88%                    |                        |                        |
| Apartment Share of Sales, Last 3 Years     | 9%                     |                        |                        |
| Townhouse Share of Sales, Last 3 Years     | 4%                     |                        |                        |

|                                            | Single Family          | 1 Storey               | 2 Storey               |
|--------------------------------------------|------------------------|------------------------|------------------------|
| Bedrooms, Above Ground                     | 3                      | 3                      | 3                      |
| Bathrooms, Full                            | 2                      | 2                      | 2                      |
| Bathrooms, Half                            | 0                      | 0                      | 1                      |
| Garage                                     | Attached, Double width | Attached, Single width | Attached, Double width |
| Gross Living Area, Above Ground (Sq. Ft.)  | 1187                   | 1078                   | 1482                   |
| Lot Size                                   | 5361                   | 5535                   | 5003                   |
| Fireplaces, Number of                      | 0                      | 0                      | 1                      |
| Year Built                                 | 1974                   | 1967                   | 1994                   |
| January 2023 Benchmark Price               | \$324,700              | \$272,900              | \$407,300              |
| Share of Total Sales, Last 3 Years         | 88%                    | 54%                    | 34%                    |
| Share of Single Family Sales, Last 3 Years | 100%                   | 61%                    | 39%                    |

## Benchmark Price



| REGINA      |              |            |              |            |             |              |             |                  |           |              |                 |              |                |              |                |              |            |
|-------------|--------------|------------|--------------|------------|-------------|--------------|-------------|------------------|-----------|--------------|-----------------|--------------|----------------|--------------|----------------|--------------|------------|
|             | Sales        | Y/Y%       | New Listings | Y/Y%       | S/NL Ratio  | Inventory    | Y/Y%        | Months of Supply | DOM       | SP/LP        | Benchmark Price | Y/Y%         | Median Price   | Y/Y%         | Average Price  | Y/Y%         | Index      |
| Jan-13      | 157          | -24%       | 328          | 2%         | 0.48        | 623          | 34%         | 3.97             | 41        | 97.2%        | 299,400         | 6.3%         | 299,000        | 6.8%         | 302,144        | 4.3%         | 290        |
| Feb-13      | 185          | -25%       | 394          | 16%        | 0.47        | 722          | 43%         | 3.90             | 31        | 97.8%        | 304,600         | 6.5%         | 305,000        | 7.0%         | 317,752        | 9.5%         | 295        |
| Mar-13      | 243          | -20%       | 417          | -7%        | 0.58        | 784          | 35%         | 3.23             | 27        | 97.8%        | 305,400         | 5.6%         | 310,000        | 9.3%         | 322,134        | 8.1%         | 296        |
| Apr-13      | 279          | -21%       | 517          | 23%        | 0.54        | 849          | 41%         | 3.04             | 29        | 97.4%        | 306,600         | 3.8%         | 305,000        | 1.7%         | 319,496        | -0.6%        | 297        |
| May-13      | 340          | -6%        | 669          | 24%        | 0.51        | 1,015        | 52%         | 2.99             | 27        | 97.7%        | 307,400         | 2.6%         | 310,000        | 1.6%         | 329,789        | 5.0%         | 298        |
| Jun-13      | 313          | -7%        | 553          | 29%        | 0.57        | 1,095        | 72%         | 3.50             | 25        | 97.5%        | 307,900         | 1.3%         | 307,000        | 1.5%         | 320,547        | -3.4%        | 298        |
| Jul-13      | 340          | 13%        | 571          | 26%        | 0.60        | 1,141        | 67%         | 3.36             | 31        | 97.5%        | 306,500         | 1.0%         | 310,000        | 3.0%         | 316,424        | -0.2%        | 297        |
| Aug-13      | 306          | 12%        | 510          | 20%        | 0.60        | 1,137        | 62%         | 3.72             | 32        | 97.3%        | 304,600         | 0.6%         | 312,250        | -0.9%        | 326,468        | 1.5%         | 295        |
| Sep-13      | 260          | 24%        | 471          | 19%        | 0.55        | 1,143        | 49%         | 4.40             | 36        | 96.8%        | 303,400         | 0.6%         | 311,000        | 0.3%         | 325,554        | 0.4%         | 294        |
| Oct-13      | 253          | -3%        | 459          | 33%        | 0.55        | 1,094        | 53%         | 4.32             | 34        | 97.0%        | 303,700         | 1.1%         | 300,000        | 2.0%         | 321,421        | 4.0%         | 294        |
| Nov-13      | 224          | 17%        | 335          | 8%         | 0.67        | 1,026        | 47%         | 4.58             | 38        | 96.7%        | 301,400         | 1.3%         | 298,000        | -2.6%        | 328,588        | 1.4%         | 292        |
| Dec-13      | 166          | 3%         | 176          | 1%         | 0.94        | 782          | 40%         | 4.71             | 45        | 97.0%        | 299,500         | 0.8%         | 289,200        | -5.2%        | 302,484        | -1.0%        | 290        |
| <b>2013</b> | <b>3,066</b> | <b>-4%</b> | <b>5,400</b> | <b>17%</b> | <b>0.57</b> | <b>951</b>   | <b>50%</b>  | <b>3.72</b>      | <b>32</b> | <b>97.3%</b> | <b>304,200</b>  | <b>2.6%</b>  | <b>305,000</b> | <b>1.7%</b>  | <b>320,731</b> | <b>2.4%</b>  | <b>295</b> |
| Jan-14      | 145          | -8%        | 428          | 30%        | 0.34        | 905          | 45%         | 6.24             | 50        | 96.8%        | 300,000         | 0.2%         | 303,000        | 1.3%         | 324,045        | 7.2%         | 291        |
| Feb-14      | 176          | -5%        | 396          | 1%         | 0.44        | 984          | 36%         | 5.59             | 40        | 97.4%        | 302,600         | -0.7%        | 291,050        | -4.6%        | 309,886        | -2.5%        | 293        |
| Mar-14      | 223          | -8%        | 518          | 24%        | 0.43        | 1,126        | 44%         | 5.05             | 40        | 97.4%        | 307,900         | 0.8%         | 308,500        | -0.5%        | 342,098        | 6.2%         | 298        |
| Apr-14      | 317          | 14%        | 636          | 23%        | 0.50        | 1,260        | 48%         | 3.97             | 34        | 97.5%        | 307,000         | 0.1%         | 314,000        | 3.0%         | 331,322        | 3.7%         | 298        |
| May-14      | 341          | 0%         | 650          | -3%        | 0.52        | 1,394        | 37%         | 4.09             | 33        | 97.2%        | 306,500         | -0.3%        | 319,000        | 2.9%         | 337,208        | 2.2%         | 297        |
| Jun-14      | 276          | -12%       | 587          | 6%         | 0.47        | 1,488        | 36%         | 5.39             | 37        | 97.2%        | 306,100         | -0.6%        | 305,500        | -0.5%        | 324,723        | 1.3%         | 297        |
| Jul-14      | 297          | -13%       | 563          | -1%        | 0.53        | 1,502        | 32%         | 5.06             | 40        | 96.9%        | 305,900         | -0.2%        | 319,900        | 3.2%         | 334,776        | 5.8%         | 296        |
| Aug-14      | 264          | -14%       | 509          | 0%         | 0.52        | 1,475        | 30%         | 5.59             | 48        | 96.8%        | 303,700         | -0.3%        | 301,500        | -3.4%        | 320,993        | -1.7%        | 294        |
| Sep-14      | 282          | 8%         | 557          | 18%        | 0.51        | 1,400        | 22%         | 4.96             | 40        | 96.7%        | 303,600         | 0.1%         | 314,500        | 1.1%         | 335,390        | 3.0%         | 294        |
| Oct-14      | 267          | 6%         | 473          | 3%         | 0.56        | 1,318        | 20%         | 4.94             | 47        | 95.7%        | 300,000         | -1.2%        | 310,000        | 3.3%         | 335,111        | 4.3%         | 291        |
| Nov-14      | 196          | -13%       | 352          | 5%         | 0.56        | 1,214        | 18%         | 6.19             | 47        | 96.0%        | 296,900         | -1.5%        | 290,000        | -2.7%        | 306,236        | -6.8%        | 288        |
| Dec-14      | 162          | -2%        | 271          | 54%        | 0.60        | 1,002        | 28%         | 6.19             | 46        | 96.1%        | 294,900         | -1.5%        | 294,075        | 1.7%         | 318,437        | 5.3%         | 286        |
| <b>2014</b> | <b>2,946</b> | <b>-4%</b> | <b>5,940</b> | <b>10%</b> | <b>0.50</b> | <b>1,256</b> | <b>32%</b>  | <b>5.11</b>      | <b>41</b> | <b>96.8%</b> | <b>302,925</b>  | <b>-0.4%</b> | <b>308,750</b> | <b>1.2%</b>  | <b>328,340</b> | <b>2.4%</b>  | <b>294</b> |
| Jan-15      | 134          | -8%        | 390          | -9%        | 0.34        | 1,068        | 18%         | 7.97             | 52        | 95.6%        | 295,100         | -1.6%        | 307,750        | 1.6%         | 311,449        | -3.9%        | 286        |
| Feb-15      | 169          | -4%        | 449          | 13%        | 0.38        | 1,145        | 16%         | 6.78             | 50        | 96.1%        | 294,800         | -2.6%        | 300,000        | 3.1%         | 314,084        | 1.4%         | 286        |
| Mar-15      | 213          | -4%        | 569          | 10%        | 0.37        | 1,309        | 16%         | 6.15             | 39        | 96.9%        | 292,900         | -4.9%        | 300,000        | -2.8%        | 308,893        | -9.7%        | 284        |
| Apr-15      | 253          | -20%       | 604          | -5%        | 0.42        | 1,458        | 16%         | 5.76             | 40        | 97.1%        | 300,300         | -2.2%        | 316,285        | 0.7%         | 339,498        | 2.5%         | 291        |
| May-15      | 277          | -19%       | 654          | 1%         | 0.42        | 1,607        | 15%         | 5.80             | 34        | 97.1%        | 304,000         | -0.8%        | 309,900        | -2.9%        | 325,912        | -3.3%        | 295        |
| Jun-15      | 346          | 25%        | 603          | 3%         | 0.57        | 1,567        | 5%          | 4.53             | 36        | 96.9%        | 304,400         | -0.6%        | 303,500        | -0.7%        | 317,714        | -2.2%        | 295        |
| Jul-15      | 287          | -3%        | 535          | -5%        | 0.54        | 1,534        | 2%          | 5.34             | 45        | 96.9%        | 303,500         | -0.8%        | 305,000        | -4.7%        | 321,830        | -3.9%        | 294        |
| Aug-15      | 257          | -3%        | 450          | -12%       | 0.57        | 1,447        | -2%         | 5.63             | 43        | 96.9%        | 301,900         | -0.6%        | 305,000        | 1.2%         | 320,972        | 0.0%         | 293        |
| Sep-15      | 254          | -10%       | 532          | -4%        | 0.48        | 1,426        | 2%          | 5.61             | 47        | 96.1%        | 301,000         | -0.9%        | 300,000        | -4.6%        | 312,218        | -6.9%        | 292        |
| Oct-15      | 230          | -14%       | 384          | -19%       | 0.60        | 1,301        | -1%         | 5.66             | 44        | 96.0%        | 302,700         | 0.9%         | 300,000        | -3.2%        | 332,062        | -0.9%        | 293        |
| Nov-15      | 192          | -2%        | 369          | 5%         | 0.52        | 1,215        | 0%          | 6.33             | 46        | 96.2%        | 299,600         | 0.9%         | 298,338        | 2.9%         | 323,034        | 5.5%         | 290        |
| Dec-15      | 143          | -12%       | 204          | -25%       | 0.70        | 994          | -1%         | 6.95             | 55        | 96.2%        | 299,400         | 1.5%         | 289,900        | -1.4%        | 296,428        | -6.9%        | 290        |
| <b>2015</b> | <b>2,755</b> | <b>-6%</b> | <b>5,743</b> | <b>-3%</b> | <b>0.48</b> | <b>1,339</b> | <b>7%</b>   | <b>5.83</b>      | <b>43</b> | <b>96.6%</b> | <b>299,967</b>  | <b>-1.0%</b> | <b>303,500</b> | <b>-1.7%</b> | <b>320,019</b> | <b>-2.5%</b> | <b>291</b> |
| Jan-16      | 122          | -9%        | 358          | -8%        | 0.34        | 1,057        | -1%         | 8.66             | 57        | 96.1%        | 298,500         | 1.2%         | 292,500        | -5.0%        | 304,524        | -2.2%        | 289        |
| Feb-16      | 174          | 3%         | 457          | 2%         | 0.38        | 1,148        | 0%          | 6.60             | 47        | 96.4%        | 300,800         | 2.0%         | 303,250        | 1.1%         | 311,700        | -0.8%        | 292        |
| Mar-16      | 247          | 16%        | 493          | -13%       | 0.50        | 1,185        | -9%         | 4.80             | 48        | 96.6%        | 306,600         | 4.7%         | 307,500        | 2.5%         | 323,135        | 4.6%         | 297        |
| Apr-16      | 259          | 2%         | 495          | -18%       | 0.52        | 1,215        | -17%        | 4.69             | 41        | 96.8%        | 312,300         | 4.0%         | 301,000        | -4.8%        | 325,158        | -4.2%        | 303        |
| May-16      | 319          | 15%        | 593          | -9%        | 0.54        | 1,269        | -21%        | 3.98             | 37        | 97.0%        | 316,600         | 4.1%         | 316,500        | 2.1%         | 328,790        | 0.9%         | 307        |
| Jun-16      | 341          | -1%        | 550          | -9%        | 0.62        | 1,268        | -19%        | 3.72             | 36        | 97.2%        | 315,500         | 3.6%         | 322,000        | 6.1%         | 335,053        | 5.5%         | 306        |
| Jul-16      | 245          | -15%       | 431          | -19%       | 0.57        | 1,269        | -17%        | 5.18             | 39        | 97.0%        | 317,200         | 4.5%         | 310,000        | 1.6%         | 331,345        | 3.0%         | 307        |
| Aug-16      | 315          | 23%        | 509          | 13%        | 0.62        | 1,236        | -15%        | 3.92             | 44        | 96.6%        | 315,500         | 4.5%         | 299,000        | -2.0%        | 313,962        | -2.2%        | 306        |
| Sep-16      | 256          | 1%         | 494          | -7%        | 0.52        | 1,245        | -13%        | 4.86             | 38        | 96.8%        | 315,000         | 4.7%         | 306,400        | 2.1%         | 311,967        | -0.1%        | 305        |
| Oct-16      | 230          | 0%         | 335          | -13%       | 0.69        | 1,124        | -14%        | 4.89             | 45        | 96.4%        | 311,800         | 3.0%         | 289,950        | -3.4%        | 299,659        | -9.8%        | 302        |
| Nov-16      | 194          | 1%         | 351          | -5%        | 0.55        | 1,102        | -9%         | 5.68             | 41        | 96.4%        | 307,700         | 2.7%         | 288,450        | -3.3%        | 297,773        | -7.8%        | 298        |
| Dec-16      | 126          | -12%       | 209          | 2%         | 0.60        | 913          | -8%         | 7.25             | 52        | 96.3%        | 305,300         | 2.0%         | 315,500        | 8.8%         | 325,538        | 9.8%         | 296        |
| <b>2016</b> | <b>2,828</b> | <b>3%</b>  | <b>5,275</b> | <b>-8%</b> | <b>0.54</b> | <b>1,169</b> | <b>-13%</b> | <b>4.96</b>      | <b>42</b> | <b>96.7%</b> | <b>310,233</b>  | <b>3.4%</b>  | <b>305,000</b> | <b>0.5%</b>  | <b>319,025</b> | <b>-0.3%</b> | <b>301</b> |
| Jan-17      | 140          | 15%        | 360          | 1%         | 0.39        | 976          | -8%         | 6.97             | 46        | 96.5%        | 306,100         | 2.5%         | 283,500        | -3.1%        | 293,186        | -3.7%        | 297        |
| Feb-17      | 139          | -20%       | 394          | -14%       | 0.35        | 1,072        | -7%         | 7.71             | 43        | 96.6%        | 309,100         | 2.8%         | 296,200        | -2.3%        | 308,932        | -0.9%        | 300        |
| Mar-17      | 244          | -1%        | 594          | 20%        | 0.41        | 1,211        | 2%          | 4.96             | 45        | 97.0%        | 309,100         | 0.8%         | 300,950        | -2.1%        | 320,549        | -0.8%        | 300        |
| Apr-17      | 244          | -6%        | 570          | 15%        | 0.43        | 1,341        | 10%         | 5.50             | 37        | 96.7%        | 311,100         | -0.4%        | 314,000        | 4.3%         | 327,597        | 0.8%         | 302        |
| May-17      | 312          | -2%        | 663          | 12%        | 0.47        | 1,490        | 17%         | 4.78             | 34        | 97.2%        | 315,400         | -0.4%        | 304,757        | -3.7%        | 328,789        | 0.0%         | 306        |
| Jun-17      | 290          | -15%       | 671          | 22%        | 0.43        | 1,618        | 28%         | 5.58             | 34        | 96.9%        | 313,100         | -0.8%        | 299,950        | -6.8%        | 316,488        | -5.5%        | 303        |
| Jul-17      | 242          | -1%        | 422          | -2%        | 0.57        | 1,552        | 22%         | 6.41             | 43        | 97.1%        | 310,500         | -2.1%        | 308,000        | -0.6%        | 322,778        | -2.6%        | 301        |
| Aug-17      | 299          | -5%        | 574          | 13%        | 0.52        | 1,583        | 28%         | 5.29             | 51        | 97.2%        | 306,900         | -2.7%        | 325,000        | 8.7%         | 340,136        | 8.3%         | 297        |
| Sep-17      | 244          | -5%        | 481          | -3%        | 0.51        | 1,524        | 22%         | 6.25             | 55        | 96.6%        | 304,100         | -3.5%        | 297,750        | -2.8%        | 320,886        | 2.9%         | 295        |
| Oct-17      | 207          | -10%       | 458          | 37%        | 0.45        | 1,476        | 31%         | 7.13             | 59        | 96.4%        | 299,400         | -4.0%        | 291,250        | 0.4%         | 297,398        | -0.8%        | 290        |
| Nov-17      | 198          | 2%         | 321          | -9%        | 0.62        | 1,340        | 22%         | 6.77             | 61        | 96.1%        | 297,400         | -3.3%        | 281,000        | -2.6%        | 309,558        | 4.0%         | 288        |
| Dec-17      | 132          | 5%         | 232          | 11%        | 0.57        | 1,128        | 24%         | 8.55             | 63        | 96.0%        | 293,700         | -3.8%        | 282,000        | -10.6%       | 295,936        | -9.1%        | 285        |
| <b>2017</b> | <b>2,691</b> | <b>-5%</b> | <b>5,740</b> | <b>9%</b>  | <b>0.47</b> | <b>1,359</b> | <b>16%</b>  | <b>6.06</b>      | <b>46</b> | <b>96.8%</b> | <b>306,325</b>  | <b>-1.3%</b> | <b>300,000</b> | <b>-1.6%</b> | <b>318,293</b> | <b>-0.2%</b> | <b>297</b> |
| Jan-18      | 142          | 1%         | 473          | 31%        | 0.30        | 1,216        | 25%         | 8.56             | 76        | 95.7%        | 291,200         | -4.9%        | 278,900        | -1.6%        | 295,451        | 0.8%         | 282        |
| Feb-18      | 153          | 10%        | 405          | 3%         | 0.38        | 1,302        | 21%         | 8.51             | 56        | 96.1%        | 291,100         | -5.8%        | 310,000        | 4.7%         | 316,386        | 2.4%         | 282        |
| Mar-18      | 176          | -28%       | 531          | -11%       | 0.33        | 1,452        | 20%         | 8.25             | 56        | 96.5%        | 290,800         | -5.9%        | 280,500        | -6.8%        | 307,198        | -4.2%        | 282        |
| Apr-18      | 229          | -6%        | 559          | -2%        | 0.41        | 1,597        | 19%         | 6.97             | 58        | 96.5%        | 288,400         | -7.3%        | 280,000        | -10.8%       | 305,045        | -6.9%        | 280        |
| May-18      | 297          | -5%        | 704          | 6%         | 0.42        | 1,767        | 19%         | 5.95             | 56        | 96.7%        | 294,100         | -6.8%        | 309,000        | 1.4%         | 322,963        | -1.8%        | 285        |
| Jun-18      | 286          | -1%        | 589          | -12%       | 0.49        | 1,785        | 10%         | 6.24             | 58        | 96.4%        | 295,600         | -5.6%        | 304,450        | 1.5%         | 321,592        | 1.6%         | 286        |
| Jul-18      | 245          | 1%         | 517          | 23%        | 0.47        | 1,800        | 16%         | 7.35             | 62        | 96.2%        | 295,200         | -4.9%        | 297,500        | -3.4%        | 307,215        | -4.8%        | 286        |
| Aug-18      | 253          | -15%       | 518          | -10%       | 0.49        | 1,805        | 14          |                  |           |              |                 |              |                |              |                |              |            |

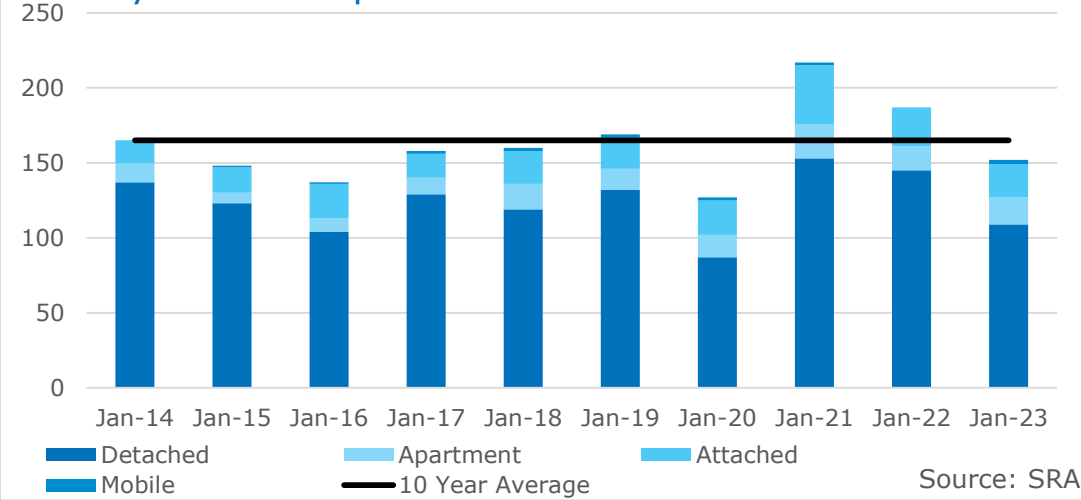


| REGINA      |              |             |              |             |             |              |             |                  |           |              |                 |              |                |               |                |               |            |
|-------------|--------------|-------------|--------------|-------------|-------------|--------------|-------------|------------------|-----------|--------------|-----------------|--------------|----------------|---------------|----------------|---------------|------------|
|             | Sales        | Y/Y%        | New Listings | Y/Y%        | S/NL Ratio  | Inventory    | Y/Y%        | Months of Supply | DOM       | SP/LP        | Benchmark Price | Y/Y%         | Median Price   | Y/Y%          | Average Price  | Y/Y%          | Index      |
| Jan-19      | 144          | 1%          | 393          | -17%        | 0.37        | 1,282        | 5%          | 8.90             | 73        | 95.2%        | 280,500         | -3.7%        | 288,950        | 3.6%          | 290,970        | -1.5%         | 272        |
| Feb-19      | 171          | 12%         | 304          | -25%        | 0.56        | 1,266        | -3%         | 7.40             | 76        | 95.9%        | 278,600         | -4.3%        | 296,000        | -4.5%         | 302,194        | -4.5%         | 270        |
| Mar-19      | 210          | 19%         | 534          | 1%          | 0.39        | 1,355        | -7%         | 6.45             | 73        | 95.9%        | 278,500         | -4.2%        | 275,000        | -2.0%         | 297,134        | -3.3%         | 270        |
| Apr-19      | 289          | 26%         | 581          | 4%          | 0.50        | 1,452        | -9%         | 5.02             | 61        | 96.2%        | 281,400         | -2.4%        | 283,000        | 1.1%          | 301,403        | -1.2%         | 273        |
| May-19      | 286          | -4%         | 637          | -10%        | 0.45        | 1,624        | -8%         | 5.68             | 53        | 96.5%        | 284,900         | -3.1%        | 290,500        | -6.0%         | 314,674        | -2.6%         | 276        |
| Jun-19      | 250          | -13%        | 477          | -19%        | 0.52        | 1,635        | -8%         | 6.54             | 54        | 96.3%        | 288,200         | -2.5%        | 291,000        | -4.4%         | 306,912        | -4.6%         | 279        |
| Jul-19      | 254          | 4%          | 502          | -3%         | 0.51        | 1,670        | -7%         | 6.57             | 54        | 95.5%        | 287,700         | -2.5%        | 277,500        | -6.7%         | 300,544        | -2.2%         | 279        |
| Aug-19      | 247          | -2%         | 443          | -14%        | 0.56        | 1,629        | -10%        | 6.60             | 60        | 96.2%        | 285,200         | -2.5%        | 295,000        | 2.3%          | 300,253        | -5.4%         | 276        |
| Sep-19      | 254          | 30%         | 376          | -7%         | 0.68        | 1,507        | -13%        | 5.93             | 63        | 96.0%        | 283,800         | -2.2%        | 309,200        | 4.8%          | 316,931        | 7.4%          | 275        |
| Oct-19      | 204          | -6%         | 383          | -14%        | 0.53        | 1,434        | -13%        | 7.03             | 77        | 95.6%        | 281,500         | -2.5%        | 282,500        | -0.9%         | 300,697        | 1.4%          | 273        |
| Nov-19      | 147          | -22%        | 293          | -7%         | 0.50        | 1,374        | -11%        | 9.35             | 65        | 95.5%        | 279,300         | -2.7%        | 280,000        | -9.7%         | 282,280        | -11.4%        | 271        |
| Dec-19      | 138          | 39%         | 157          | -1%         | 0.88        | 1,134        | -8%         | 8.22             | 71        | 94.9%        | 276,000         | -2.8%        | 266,104        | -11.3%        | 276,742        | -7.4%         | 267        |
| <b>2019</b> | <b>2,594</b> | <b>5%</b>   | <b>5,080</b> | <b>-10%</b> | <b>0.51</b> | <b>1,447</b> | <b>-8%</b>  | <b>6.69</b>      | <b>63</b> | <b>95.9%</b> | <b>282,133</b>  | <b>-3.0%</b> | <b>287,250</b> | <b>-2.6%</b>  | <b>301,400</b> | <b>-2.8%</b>  | <b>273</b> |
| Jan-20      | 110          | -24%        | 344          | -12%        | 0.32        | 1,218        | -5%         | 11.07            | 84        | 95.5%        | 274,500         | -2.1%        | 274,000        | -5.2%         | 264,169        | -9.2%         | 266        |
| Feb-20      | 154          | -10%        | 357          | 17%         | 0.43        | 1,263        | 0%          | 8.20             | 78        | 95.9%        | 274,000         | -1.7%        | 290,750        | -1.8%         | 298,052        | -1.4%         | 266        |
| Mar-20      | 212          | 1%          | 430          | -19%        | 0.49        | 1,314        | -3%         | 6.20             | 68        | 96.2%        | 278,900         | 0.1%         | 300,000        | 9.1%          | 308,764        | 3.9%          | 270        |
| Apr-20      | 144          | -50%        | 285          | -51%        | 0.51        | 1,228        | -15%        | 8.53             | 62        | 95.4%        | 282,600         | 0.4%         | 287,925        | 1.7%          | 304,991        | 1.2%          | 274        |
| May-20      | 234          | -18%        | 485          | -24%        | 0.48        | 1,299        | -20%        | 5.55             | 61        | 96.2%        | 287,800         | 1.0%         | 282,000        | -2.9%         | 296,694        | -5.7%         | 279        |
| Jun-20      | 374          | 50%         | 599          | 26%         | 0.62        | 1,336        | -18%        | 3.57             | 58        | 96.9%        | 292,700         | 1.6%         | 292,750        | 0.6%          | 312,447        | 1.8%          | 284        |
| Jul-20      | 384          | 51%         | 554          | 10%         | 0.69        | 1,347        | -19%        | 3.51             | 48        | 96.8%        | 296,200         | 3.0%         | 300,000        | 8.1%          | 314,862        | 4.8%          | 287        |
| Aug-20      | 347          | 40%         | 489          | 10%         | 0.71        | 1,339        | -18%        | 3.86             | 51        | 96.6%        | 297,700         | 4.4%         | 304,900        | 3.4%          | 319,344        | 6.4%          | 289        |
| Sep-20      | 339          | 33%         | 491          | 31%         | 0.69        | 1,314        | -13%        | 3.88             | 52        | 96.8%        | 300,600         | 5.9%         | 288,000        | -6.9%         | 314,384        | -0.8%         | 291        |
| Oct-20      | 291          | 43%         | 406          | 6%          | 0.72        | 1,205        | -16%        | 4.14             | 55        | 96.7%        | 299,400         | 6.4%         | 285,000        | 0.9%          | 303,238        | 0.8%          | 290        |
| Nov-20      | 246          | 67%         | 322          | 10%         | 0.76        | 1,110        | -19%        | 4.51             | 59        | 96.1%        | 296,400         | 6.1%         | 295,750        | 5.6%          | 301,018        | 6.6%          | 287        |
| Dec-20      | 200          | 45%         | 233          | 48%         | 0.86        | 908          | -20%        | 4.54             | 58        | 96.5%        | 291,900         | 5.8%         | 271,000        | 1.8%          | 278,139        | 0.5%          | 283        |
| <b>2020</b> | <b>3,035</b> | <b>17%</b>  | <b>4,995</b> | <b>-2%</b>  | <b>0.61</b> | <b>1,240</b> | <b>-14%</b> | <b>4.90</b>      | <b>58</b> | <b>96.5%</b> | <b>289,392</b>  | <b>2.6%</b>  | <b>290,000</b> | <b>1.0%</b>   | <b>305,381</b> | <b>1.3%</b>   | <b>280</b> |
| Jan-21      | 193          | 75%         | 338          | -2%         | 0.57        | 917          | -25%        | 4.75             | 57        | 96.3%        | 291,300         | 6.1%         | 265,000        | -3.3%         | 274,249        | 3.8%          | 282        |
| Feb-21      | 239          | 55%         | 373          | 4%          | 0.64        | 936          | -26%        | 3.92             | 53        | 97.6%        | 295,900         | 8.0%         | 276,400        | -4.9%         | 298,247        | 0.1%          | 287        |
| Mar-21      | 360          | 70%         | 680          | 58%         | 0.53        | 1,100        | -16%        | 3.06             | 41        | 97.8%        | 306,300         | 9.8%         | 308,500        | 2.8%          | 320,071        | 3.7%          | 297        |
| Apr-21      | 392          | 172%        | 655          | 130%        | 0.60        | 1,231        | 0%          | 3.14             | 40        | 98.5%        | 310,500         | 9.9%         | 320,000        | 11.1%         | 344,271        | 12.9%         | 301        |
| May-21      | 387          | 65%         | 646          | 33%         | 0.60        | 1,359        | 5%          | 3.51             | 42        | 98.3%        | 315,200         | 9.5%         | 319,000        | 13.1%         | 330,429        | 11.4%         | 305        |
| Jun-21      | 409          | 9%          | 635          | 6%          | 0.64        | 1,422        | 6%          | 3.48             | 38        | 98.2%        | 317,900         | 8.6%         | 319,700        | 9.2%          | 334,453        | 7.0%          | 308        |
| Jul-21      | 365          | -5%         | 549          | -1%         | 0.66        | 1,436        | 7%          | 3.93             | 43        | 97.7%        | 318,500         | 7.5%         | 310,000        | 3.3%          | 315,044        | 0.1%          | 309        |
| Aug-21      | 311          | -10%        | 480          | -2%         | 0.65        | 1,386        | 4%          | 4.46             | 44        | 97.8%        | 318,700         | 7.1%         | 324,893        | 6.6%          | 339,000        | 6.2%          | 309        |
| Sep-21      | 287          | -15%        | 476          | -3%         | 0.60        | 1,356        | 3%          | 4.72             | 53        | 97.7%        | 318,400         | 5.9%         | 315,000        | 9.4%          | 334,054        | 6.3%          | 309        |
| Oct-21      | 274          | -6%         | 437          | 8%          | 0.63        | 1,307        | 8%          | 4.77             | 52        | 97.2%        | 315,000         | 5.2%         | 305,000        | 7.0%          | 324,992        | 7.2%          | 305        |
| Nov-21      | 313          | 27%         | 341          | 6%          | 0.92        | 1,139        | 3%          | 3.64             | 61        | 96.9%        | 312,400         | 5.4%         | 290,000        | -1.9%         | 306,720        | 1.9%          | 303        |
| Dec-21      | 201          | 1%          | 200          | -14%        | 1.01        | 896          | -1%         | 4.46             | 62        | 97.1%        | 311,900         | 6.9%         | 290,505        | 7.2%          | 313,747        | 12.8%         | 302        |
| <b>2021</b> | <b>3,731</b> | <b>23%</b>  | <b>5,810</b> | <b>16%</b>  | <b>0.64</b> | <b>1,207</b> | <b>-3%</b>  | <b>3.88</b>      | <b>47</b> | <b>97.7%</b> | <b>311,000</b>  | <b>7.5%</b>  | <b>306,000</b> | <b>5.5%</b>   | <b>322,559</b> | <b>5.6%</b>   | <b>301</b> |
| Jan-22      | 171          | -11%        | 317          | -6%         | 0.54        | 926          | 1%          | 5.42             | 62        | 96.4%        | 315,400         | 8.3%         | 285,000        | 7.5%          | 318,281        | 16.1%         | 306        |
| Feb-22      | 258          | 8%          | 372          | 0%          | 0.69        | 923          | -1%         | 3.58             | 54        | 97.5%        | 316,600         | 7.0%         | 262,750        | -4.9%         | 299,002        | 0.3%          | 307        |
| Mar-22      | 351          | -3%         | 550          | -19%        | 0.64        | 985          | -10%        | 2.81             | 48        | 98.1%        | 321,100         | 4.8%         | 300,000        | -2.8%         | 323,548        | 1.1%          | 311        |
| Apr-22      | 379          | -3%         | 625          | -5%         | 0.61        | 1,107        | -10%        | 2.92             | 40        | 98.8%        | 326,100         | 5.0%         | 310,000        | -3.1%         | 327,321        | -4.9%         | 316        |
| May-22      | 452          | 17%         | 693          | 7%          | 0.65        | 1,215        | -11%        | 2.69             | 39        | 98.8%        | 328,200         | 4.1%         | 324,200        | 1.6%          | 337,676        | 2.2%          | 318        |
| Jun-22      | 407          | 0%          | 648          | 2%          | 0.63        | 1,305        | -8%         | 3.21             | 37        | 98.2%        | 329,100         | 3.5%         | 306,000        | -4.3%         | 326,373        | -2.4%         | 319        |
| Jul-22      | 355          | -3%         | 525          | -4%         | 0.68        | 1,319        | -8%         | 3.72             | 41        | 97.7%        | 330,500         | 3.8%         | 309,000        | -0.3%         | 334,132        | 6.1%          | 320        |
| Aug-22      | 339          | 9%          | 462          | -4%         | 0.73        | 1,250        | -10%        | 3.69             | 45        | 97.2%        | 327,000         | 2.6%         | 305,000        | -6.1%         | 311,574        | -8.1%         | 317        |
| Sep-22      | 285          | -1%         | 448          | -6%         | 0.64        | 1,186        | -13%        | 4.16             | 51        | 96.7%        | 322,100         | 1.2%         | 293,000        | -7.0%         | 304,166        | -8.9%         | 312        |
| Oct-22      | 253          | -8%         | 370          | -15%        | 0.68        | 1,114        | -15%        | 4.40             | 50        | 96.9%        | 317,800         | 0.9%         | 300,000        | -1.6%         | 311,456        | -4.2%         | 308        |
| Nov-22      | 208          | -34%        | 315          | -8%         | 0.66        | 1,025        | -10%        | 4.93             | 50        | 97.0%        | 314,300         | 0.6%         | 279,500        | -3.6%         | 292,674        | -4.6%         | 305        |
| Dec-22      | 151          | -25%        | 159          | -21%        | 0.95        | 783          | -13%        | 5.19             | 55        | 95.7%        | 311,500         | -0.1%        | 253,000        | -12.9%        | 260,622        | -16.9%        | 302        |
| <b>2022</b> | <b>3,609</b> | <b>-3%</b>  | <b>5,484</b> | <b>-6%</b>  | <b>0.66</b> | <b>1,095</b> | <b>-9%</b>  | <b>3.64</b>      | <b>46</b> | <b>97.7%</b> | <b>321,642</b>  | <b>3.4%</b>  | <b>300,000</b> | <b>-2.0%</b>  | <b>317,154</b> | <b>-1.7%</b>  | <b>312</b> |
| Jan-23      | 134          | -22%        | 287          | -9%         | 0.47        | 794          | -14%        | 5.93             | 64        | 95.7%        | 312,200         | -1.0%        | 247,950        | -13.0%        | 273,448        | -14.1%        | 303        |
| Feb-23      |              |             |              |             |             |              |             |                  |           |              |                 |              |                |               |                |               |            |
| Mar-23      |              |             |              |             |             |              |             |                  |           |              |                 |              |                |               |                |               |            |
| Apr-23      |              |             |              |             |             |              |             |                  |           |              |                 |              |                |               |                |               |            |
| May-23      |              |             |              |             |             |              |             |                  |           |              |                 |              |                |               |                |               |            |
| Jun-23      |              |             |              |             |             |              |             |                  |           |              |                 |              |                |               |                |               |            |
| Jul-23      |              |             |              |             |             |              |             |                  |           |              |                 |              |                |               |                |               |            |
| Aug-23      |              |             |              |             |             |              |             |                  |           |              |                 |              |                |               |                |               |            |
| Sep-23      |              |             |              |             |             |              |             |                  |           |              |                 |              |                |               |                |               |            |
| Oct-23      |              |             |              |             |             |              |             |                  |           |              |                 |              |                |               |                |               |            |
| Nov-23      |              |             |              |             |             |              |             |                  |           |              |                 |              |                |               |                |               |            |
| Dec-23      |              |             |              |             |             |              |             |                  |           |              |                 |              |                |               |                |               |            |
| <b>2023</b> | <b>134</b>   | <b>-22%</b> | <b>287</b>   | <b>-9%</b>  | <b>0.47</b> | <b>794</b>   | <b>-14%</b> | <b>5.93</b>      | <b>64</b> | <b>95.7%</b> | <b>312,200</b>  | <b>-1.0%</b> | <b>247,950</b> | <b>-13.0%</b> | <b>273,448</b> | <b>-14.1%</b> | <b>303</b> |

| REGINA      |              |            |              |            |             |            |             |                  |           |              |                 |              |                |              |                |              |            |
|-------------|--------------|------------|--------------|------------|-------------|------------|-------------|------------------|-----------|--------------|-----------------|--------------|----------------|--------------|----------------|--------------|------------|
|             | Sales        | Y/Y%       | New Listings | Y/Y%       | S/NL Ratio  | Inventory  | Y/Y%        | Months of Supply | DOM       | SP/LP        | Benchmark Price | Y/Y%         | Median Price   | Y/Y%         | Average Price  | Y/Y%         | Index      |
| Jan-13      | 132          | -23%       | 240          | -3%        | 0.55        | 440        | 21%         | 3.33             | 43        | 97.1%        | 304,200         | 6.5%         | 310,000        | 3.3%         | 312,525        | 5.0%         | 294        |
| Feb-13      | 142          | -28%       | 308          | 18%        | 0.46        | 528        | 39%         | 3.72             | 30        | 97.9%        | 309,400         | 6.7%         | 327,450        | 11.0%        | 337,716        | 10.2%        | 299        |
| Mar-13      | 195          | -19%       | 332          | -1%        | 0.59        | 580        | 37%         | 2.97             | 26        | 97.8%        | 310,800         | 6.0%         | 315,000        | 3.6%         | 335,269        | 6.8%         | 301        |
| Apr-13      | 220          | -23%       | 373          | 7%         | 0.59        | 590        | 34%         | 2.68             | 29        | 97.5%        | 312,400         | 4.0%         | 314,000        | -2.0%        | 333,649        | -2.1%        | 302        |
| May-13      | 269          | -5%        | 526          | 24%        | 0.51        | 724        | 45%         | 2.69             | 25        | 97.6%        | 314,100         | 3.1%         | 330,000        | 4.0%         | 345,332        | 3.2%         | 304        |
| Jun-13      | 246          | -6%        | 444          | 24%        | 0.55        | 792        | 60%         | 3.22             | 21        | 97.4%        | 313,600         | 1.5%         | 319,900        | -4.5%        | 339,267        | -4.0%        | 303        |
| Jul-13      | 261          | 5%         | 472          | 34%        | 0.55        | 857        | 64%         | 3.28             | 25        | 97.2%        | 312,100         | 1.1%         | 332,000        | 5.4%         | 336,321        | 2.8%         | 302        |
| Aug-13      | 252          | 16%        | 417          | 19%        | 0.60        | 847        | 54%         | 3.36             | 28        | 97.3%        | 310,000         | 0.7%         | 330,500        | 2.6%         | 345,471        | 3.1%         | 300        |
| Sep-13      | 210          | 21%        | 380          | 15%        | 0.55        | 864        | 44%         | 4.11             | 35        | 96.7%        | 308,600         | 0.8%         | 320,000        | -3.0%        | 338,886        | 1.0%         | 299        |
| Oct-13      | 204          | -4%        | 360          | 33%        | 0.57        | 818        | 48%         | 4.01             | 33        | 96.9%        | 309,400         | 1.4%         | 310,000        | 3.2%         | 336,859        | 5.2%         | 299        |
| Nov-13      | 184          | 20%        | 254          | 10%        | 0.72        | 736        | 40%         | 4.00             | 37        | 96.5%        | 307,300         | 1.9%         | 309,450        | -2.4%        | 347,584        | 3.1%         | 297        |
| Dec-13      | 140          | 8%         | 127          | -9%        | 1.10        | 551        | 34%         | 3.94             | 44        | 96.9%        | 305,600         | 1.2%         | 297,250        | -3.5%        | 315,928        | 0.3%         | 296        |
| <b>2013</b> | <b>2,455</b> | <b>-5%</b> | <b>4,233</b> | <b>16%</b> | <b>0.58</b> | <b>694</b> | <b>45%</b>  | <b>3.39</b>      | <b>30</b> | <b>97.3%</b> | <b>309,792</b>  | <b>2.8%</b>  | <b>318,000</b> | <b>1.0%</b>  | <b>336,966</b> | <b>2.7%</b>  | <b>300</b> |
| Jan-14      | 118          | -11%       | 290          | 21%        | 0.41        | 603        | 37%         | 5.11             | 51        | 96.7%        | 306,500         | 0.8%         | 319,500        | 3.1%         | 338,135        | 8.2%         | 296        |
| Feb-14      | 141          | -1%        | 281          | -9%        | 0.50        | 651        | 23%         | 4.62             | 38        | 97.3%        | 307,800         | -0.5%        | 296,900        | -9.3%        | 320,580        | -5.1%        | 298        |
| Mar-14      | 170          | -13%       | 389          | 17%        | 0.44        | 750        | 29%         | 4.41             | 41        | 97.3%        | 312,800         | 0.6%         | 330,000        | 4.8%         | 366,863        | 9.4%         | 303        |
| Apr-14      | 247          | 12%        | 476          | 28%        | 0.52        | 846        | 43%         | 3.43             | 30        | 97.4%        | 311,900         | -0.2%        | 331,000        | 5.4%         | 346,277        | 3.8%         | 302        |
| May-14      | 273          | 1%         | 521          | -1%        | 0.52        | 961        | 33%         | 3.52             | 31        | 96.9%        | 311,900         | -0.7%        | 330,000        | 0.0%         | 353,849        | 2.5%         | 302        |
| Jun-14      | 205          | -17%       | 463          | 4%         | 0.44        | 1,063      | 34%         | 5.19             | 30        | 97.1%        | 310,800         | -0.9%        | 325,000        | 1.6%         | 340,317        | 0.3%         | 301        |
| Jul-14      | 245          | -6%        | 421          | -11%       | 0.58        | 1,052      | 23%         | 4.29             | 39        | 96.8%        | 311,100         | -0.3%        | 334,000        | 0.6%         | 348,625        | 3.7%         | 301        |
| Aug-14      | 206          | -18%       | 402          | -4%        | 0.51        | 1,047      | 24%         | 5.08             | 45        | 96.8%        | 309,000         | -0.3%        | 320,500        | -3.0%        | 339,826        | -1.6%        | 299        |
| Sep-14      | 236          | 12%        | 433          | 14%        | 0.55        | 1,005      | 16%         | 4.26             | 38        | 96.6%        | 309,500         | 0.3%         | 320,000        | 0.0%         | 349,270        | 3.1%         | 299        |
| Oct-14      | 216          | 6%         | 363          | 1%         | 0.60        | 929        | 14%         | 4.30             | 41        | 95.5%        | 304,900         | -1.5%        | 316,500        | 2.1%         | 347,004        | 3.0%         | 295        |
| Nov-14      | 150          | -18%       | 239          | -6%        | 0.63        | 827        | 12%         | 5.51             | 40        | 95.9%        | 301,700         | -1.8%        | 298,000        | -3.7%        | 317,474        | -8.7%        | 292        |
| Dec-14      | 136          | -3%        | 199          | 57%        | 0.68        | 673        | 22%         | 4.95             | 42        | 96.1%        | 299,400         | -2.0%        | 313,250        | 5.4%         | 333,222        | 5.5%         | 290        |
| <b>2014</b> | <b>2,343</b> | <b>-5%</b> | <b>4,477</b> | <b>6%</b>  | <b>0.52</b> | <b>867</b> | <b>25%</b>  | <b>4.44</b>      | <b>38</b> | <b>96.7%</b> | <b>308,108</b>  | <b>-0.5%</b> | <b>320,000</b> | <b>0.6%</b>  | <b>343,620</b> | <b>2.0%</b>  | <b>298</b> |
| Jan-15      | 110          | -7%        | 270          | -7%        | 0.41        | 705        | 17%         | 6.41             | 50        | 95.5%        | 299,400         | -2.3%        | 313,500        | -1.9%        | 321,833        | -4.8%        | 290        |
| Feb-15      | 141          | 0%         | 301          | 7%         | 0.47        | 733        | 13%         | 5.20             | 44        | 96.1%        | 299,500         | -2.7%        | 310,000        | 4.4%         | 321,812        | 0.4%         | 290        |
| Mar-15      | 165          | -3%        | 389          | 0%         | 0.42        | 822        | 10%         | 4.98             | 36        | 96.7%        | 298,300         | -4.6%        | 309,000        | -6.4%        | 319,691        | -12.9%       | 289        |
| Apr-15      | 194          | -21%       | 447          | -6%        | 0.43        | 934        | 10%         | 4.81             | 33        | 97.1%        | 306,300         | -1.8%        | 334,500        | 1.1%         | 359,577        | 3.8%         | 296        |
| May-15      | 223          | -18%       | 484          | -7%        | 0.46        | 1,047      | 9%          | 4.70             | 32        | 97.1%        | 309,700         | -0.7%        | 327,000        | -0.9%        | 340,783        | -3.7%        | 300        |
| Jun-15      | 265          | 29%        | 418          | -10%       | 0.63        | 1,017      | -4%         | 3.84             | 30        | 96.9%        | 310,500         | -0.1%        | 329,900        | 1.5%         | 333,706        | -1.9%        | 300        |
| Jul-15      | 223          | -9%        | 404          | -4%        | 0.55        | 1,009      | -4%         | 4.52             | 40        | 96.9%        | 309,300         | -0.6%        | 332,500        | -0.4%        | 342,446        | -1.8%        | 299        |
| Aug-15      | 185          | -10%       | 324          | -19%       | 0.57        | 959        | -8%         | 5.18             | 36        | 96.8%        | 308,600         | -0.1%        | 318,000        | -0.8%        | 339,405        | -0.1%        | 299        |
| Sep-15      | 205          | -13%       | 384          | -11%       | 0.53        | 940        | -6%         | 4.59             | 44        | 96.1%        | 307,800         | -0.5%        | 310,000        | -3.1%        | 322,808        | -7.6%        | 298        |
| Oct-15      | 182          | -16%       | 279          | -23%       | 0.65        | 850        | -9%         | 4.67             | 40        | 95.9%        | 309,900         | 1.6%         | 316,500        | 0.0%         | 347,999        | 0.3%         | 300        |
| Nov-15      | 141          | -6%        | 256          | 7%         | 0.55        | 782        | -5%         | 5.55             | 43        | 96.0%        | 307,000         | 1.8%         | 319,000        | 7.0%         | 343,828        | 8.3%         | 297        |
| Dec-15      | 111          | -18%       | 142          | -29%       | 0.78        | 651        | -3%         | 5.86             | 52        | 96.1%        | 307,300         | 2.6%         | 293,000        | -6.5%        | 302,908        | -9.1%        | 297        |
| <b>2015</b> | <b>2,145</b> | <b>-8%</b> | <b>4,098</b> | <b>-8%</b> | <b>0.52</b> | <b>871</b> | <b>0%</b>   | <b>4.87</b>      | <b>39</b> | <b>96.5%</b> | <b>306,133</b>  | <b>-0.6%</b> | <b>319,000</b> | <b>-0.3%</b> | <b>334,956</b> | <b>-2.5%</b> | <b>296</b> |
| Jan-16      | 91           | -17%       | 244          | -10%       | 0.37        | 688        | -2%         | 7.56             | 57        | 95.8%        | 305,700         | 2.1%         | 310,000        | -1.1%        | 311,801        | -3.1%        | 296        |
| Feb-16      | 146          | 4%         | 314          | 4%         | 0.46        | 733        | 0%          | 5.02             | 44        | 96.3%        | 307,800         | 2.8%         | 305,250        | -1.5%        | 321,472        | -0.1%        | 298        |
| Mar-16      | 184          | 12%        | 361          | -7%        | 0.51        | 773        | -6%         | 4.20             | 44        | 96.6%        | 315,000         | 5.6%         | 317,800        | 2.8%         | 339,657        | 6.2%         | 305        |
| Apr-16      | 197          | 2%         | 366          | -18%       | 0.54        | 806        | -14%        | 4.09             | 36        | 97.0%        | 322,300         | 5.2%         | 328,000        | -1.9%        | 349,869        | -2.7%        | 312        |
| May-16      | 256          | 15%        | 456          | -6%        | 0.56        | 865        | -17%        | 3.38             | 33        | 97.0%        | 326,700         | 5.5%         | 327,000        | 0.0%         | 342,591        | 0.5%         | 316        |
| Jun-16      | 267          | 1%         | 408          | -2%        | 0.65        | 855        | -16%        | 3.20             | 30        | 97.2%        | 325,500         | 4.8%         | 349,900        | 6.1%         | 356,161        | 6.7%         | 315        |
| Jul-16      | 191          | -14%       | 341          | -16%       | 0.56        | 867        | -14%        | 4.54             | 33        | 97.0%        | 326,600         | 5.6%         | 332,500        | 0.0%         | 348,850        | 1.9%         | 316        |
| Aug-16      | 245          | 32%        | 365          | 13%        | 0.67        | 832        | -13%        | 3.40             | 33        | 96.7%        | 325,000         | 5.3%         | 314,897        | -1.0%        | 335,041        | -1.3%        | 314        |
| Sep-16      | 208          | 1%         | 356          | -7%        | 0.58        | 822        | -13%        | 3.95             | 37        | 96.8%        | 325,000         | 5.6%         | 315,000        | 1.6%         | 324,358        | 0.5%         | 314        |
| Oct-16      | 168          | -8%        | 234          | -16%       | 0.72        | 735        | -14%        | 4.38             | 38        | 96.3%        | 321,200         | 3.6%         | 297,250        | -6.1%        | 315,887        | -9.2%        | 311        |
| Nov-16      | 158          | 12%        | 253          | -1%        | 0.62        | 712        | -9%         | 4.51             | 40        | 96.4%        | 316,200         | 3.0%         | 295,000        | -7.5%        | 303,943        | -11.6%       | 306        |
| Dec-16      | 91           | -18%       | 151          | 6%         | 0.60        | 584        | -10%        | 6.42             | 47        | 96.6%        | 312,900         | 1.8%         | 335,000        | 14.3%        | 353,223        | 16.6%        | 303        |
| <b>2016</b> | <b>2,202</b> | <b>3%</b>  | <b>3,849</b> | <b>-6%</b> | <b>0.57</b> | <b>773</b> | <b>-11%</b> | <b>4.21</b>      | <b>38</b> | <b>96.8%</b> | <b>319,158</b>  | <b>4.3%</b>  | <b>319,950</b> | <b>0.3%</b>  | <b>335,579</b> | <b>0.2%</b>  | <b>309</b> |
| Jan-17      | 114          | 25%        | 255          | 5%         | 0.45        | 615        | -11%        | 5.39             | 41        | 96.4%        | 314,400         | 2.8%         | 293,250        | -5.4%        | 305,083        | -2.2%        | 304        |
| Feb-17      | 109          | -25%       | 264          | -16%       | 0.41        | 666        | -9%         | 6.11             | 36        | 96.5%        | 317,800         | 3.2%         | 302,000        | -1.1%        | 318,737        | -0.9%        | 307        |
| Mar-17      | 172          | -7%        | 396          | 10%        | 0.43        | 746        | -3%         | 4.34             | 41        | 97.1%        | 317,900         | 0.9%         | 316,500        | -0.9%        | 336,188        | -1.0%        | 307        |
| Apr-17      | 186          | -6%        | 390          | 7%         | 0.48        | 823        | 2%          | 4.42             | 32        | 96.5%        | 320,400         | -0.6%        | 335,750        | 2.4%         | 347,190        | -0.8%        | 310        |
| May-17      | 243          | -5%        | 468          | 3%         | 0.52        | 921        | 6%          | 3.79             | 28        | 97.3%        | 324,800         | -0.6%        | 315,000        | -3.7%        | 341,887        | -0.2%        | 314        |
| Jun-17      | 211          | -21%       | 480          | 18%        | 0.44        | 1,030      | 20%         | 4.88             | 28        | 97.0%        | 322,900         | -0.8%        | 318,800        | -8.9%        | 339,231        | -4.8%        | 312        |
| Jul-17      | 187          | -2%        | 304          | -11%       | 0.62        | 997        | 15%         | 5.33             | 37        | 96.9%        | 319,900         | -2.1%        | 310,000        | -6.8%        | 338,317        | -3.0%        | 309        |
| Aug-17      | 221          | -10%       | 414          | 13%        | 0.53        | 1,027      | 23%         | 4.65             | 47        | 97.0%        | 317,100         | -2.4%        | 352,700        | 12.0%        | 365,206        | 9.0%         | 307        |
| Sep-17      | 190          | -9%        | 343          | -4%        | 0.55        | 988        | 20%         | 5.20             | 51        | 96.4%        | 314,100         | -3.4%        | 313,750        | -0.4%        | 335,517        | 3.4%         | 304        |
| Oct-17      | 149          | -11%       | 321          | 37%        | 0.46        | 950        | 29%         | 6.38             | 49        | 96.1%        | 309,100         | -3.8%        | 310,000        | 4.3%         | 315,796        | 0.0%         | 299        |
| Nov-17      | 135          | -15%       | 221          | -13%       | 0.61        | 851        | 20%         | 6.30             | 60        | 95.9%        | 306,500         | -3.1%        | 305,000        | 3.4%         | 338,571        | 11.4%        | 296        |
| Dec-17      | 99           | 9%         | 170          | 13%        | 0.58        | 733        | 26%         | 7.40             | 58        | 95.9%        | 303,300         | -3.1%        | 286,000        | -14.6%       | 307,846        | -12.8%       | 293        |
| <b>2017</b> | <b>2,016</b> | <b>-8%</b> | <b>4,026</b> | <b>5%</b>  | <b>0.50</b> | <b>862</b> | <b>12%</b>  | <b>5.13</b>      | <b>41</b> | <b>96.7%</b> | <b>315,683</b>  | <b>-1.1%</b> | <b>315,000</b> | <b>-1.5%</b> | <b>336,082</b> | <b>0.1%</b>  | <b>305</b> |
| Jan-18      | 104          | -9%        | 287          | 13%        | 0.36        | 757        | 23%         | 7.28             | 66        | 95.5%        | 299,800         | -4.6%        | 294,750        | 0.5%         | 312,858        | 2.5%         | 290        |
| Feb-18      | 114          | 5%         | 276          | 5%         | 0.41        | 803        | 21%         | 7.04             | 46        | 95.9%        | 299,300         | -5.8%        | 322,450        | 6.8%         | 341,168        | 7.0%         | 290        |
| Mar-18      | 131          | -24%       | 379          | -4%        | 0.35        | 928        | 24%         | 7.08             | 52        | 96.3%        | 298,600         | -6.1%        | 287,000        | -9.3%        | 319,197        | -5.1%        | 289        |
| Apr-18      | 171          | -8%        | 398          | 2%         | 0.43        | 1,037      | 26%         | 6.06             | 52        | 96.6%        | 296,400         | -7.5%        | 300,000        | -10.6%       | 325,904        | -6.1%        | 287        |
| May-18      | 226          | -7%        | 517          | 10%        | 0.44        | 1,176      | 28%         | 5.20             | 48        | 96.8%        | 303,000         | -6.7%        | 327,250        | 3.9%         | 340,560        | -0.4%        | 293        |
| Jun-18      | 211          | 0%         | 437          | -9%        | 0.48        | 1,195      | 16%         | 5.66             | 53        | 96.4%        | 305,300         | -5.5%        | 321,000        | 0.7%         | 341,486        | 0.7%         | 295        |
| Jul-18      | 189          | 1%         | 375          | 23%        | 0.50        | 1,195      | 20%         | 6.32             | 52        | 96.1%        | 304,400         | -4.8%        | 312,900        | 0.9%         | 322,788        | -4.6%        | 294        |
| Aug-18      | 204          | -8%        | 385          | -7%        | 0.53        | 1,199      | 17%         | 5.88             | 58        | 96.4%        | 301,600         | -4.9%        | 315,500        | -10.5%       | 331,963        | -9.1%</      |            |

| REGINA      |              |             |              |             |             |            |             |                  |           |              |                 |              |                |               |                |               |            |
|-------------|--------------|-------------|--------------|-------------|-------------|------------|-------------|------------------|-----------|--------------|-----------------|--------------|----------------|---------------|----------------|---------------|------------|
|             | Sales        | Y/Y%        | New Listings | Y/Y%        | S/NL Ratio  | Inventory  | Y/Y%        | Months of Supply | DOM       | SP/LP        | Benchmark Price | Y/Y%         | Median Price   | Y/Y%          | Average Price  | Y/Y%          | Index      |
| Jan-19      | 113          | 9%          | 258          | -10%        | 0.44        | 822        | 9%          | 7.27             | 66        | 95.2%        | 288,700         | -3.7%        | 305,000        | 3.5%          | 308,170        | -1.5%         | 279        |
| Feb-19      | 135          | 18%         | 215          | -22%        | 0.63        | 797        | -1%         | 5.90             | 68        | 95.8%        | 287,900         | -3.8%        | 310,000        | -3.9%         | 317,759        | -6.9%         | 278        |
| Mar-19      | 166          | 27%         | 357          | -6%         | 0.46        | 844        | -9%         | 5.08             | 67        | 95.8%        | 288,400         | -3.4%        | 290,536        | 1.2%          | 309,826        | -2.9%         | 279        |
| Apr-19      | 218          | 27%         | 410          | 3%          | 0.53        | 918        | -11%        | 4.21             | 56        | 96.5%        | 291,100         | -1.8%        | 300,500        | 0.2%          | 323,097        | -0.9%         | 282        |
| May-19      | 216          | -4%         | 459          | -11%        | 0.47        | 1,032      | -12%        | 4.78             | 46        | 96.6%        | 295,000         | -2.6%        | 310,050        | -5.3%         | 334,523        | -1.8%         | 285        |
| Jun-19      | 191          | -9%         | 367          | -16%        | 0.52        | 1,065      | -11%        | 5.58             | 49        | 96.3%        | 297,700         | -2.5%        | 314,000        | -2.2%         | 325,562        | -4.7%         | 288        |
| Jul-19      | 181          | -4%         | 357          | -5%         | 0.51        | 1,089      | -9%         | 6.02             | 49        | 95.4%        | 296,600         | -2.6%        | 303,000        | -3.2%         | 328,147        | 1.7%          | 287        |
| Aug-19      | 181          | -11%        | 310          | -19%        | 0.58        | 1,077      | -10%        | 5.95             | 53        | 96.0%        | 294,600         | -2.3%        | 305,000        | -3.3%         | 320,815        | -3.4%         | 285        |
| Sep-19      | 204          | 33%         | 292          | -2%         | 0.70        | 992        | -14%        | 4.86             | 55        | 96.1%        | 293,100         | -2.0%        | 326,250        | 5.2%          | 333,497        | 5.4%          | 284        |
| Oct-19      | 154          | -11%        | 273          | -16%        | 0.56        | 931        | -14%        | 6.05             | 68        | 95.8%        | 290,800         | -2.3%        | 296,950        | -0.2%         | 319,884        | 4.0%          | 281        |
| Nov-19      | 113          | -28%        | 199          | -6%         | 0.57        | 872        | -11%        | 7.72             | 59        | 95.5%        | 288,800         | -2.3%        | 316,900        | 1.4%          | 304,341        | -7.7%         | 279        |
| Dec-19      | 103          | 47%         | 116          | -4%         | 0.89        | 719        | -10%        | 6.98             | 65        | 94.7%        | 285,500         | -2.3%        | 275,000        | -10.9%        | 294,003        | -6.1%         | 276        |
| <b>2019</b> | <b>1,975</b> | <b>4%</b>   | <b>3,613</b> | <b>-10%</b> | <b>0.55</b> | <b>930</b> | <b>-9%</b>  | <b>5.65</b>      | <b>57</b> | <b>95.9%</b> | <b>291,517</b>  | <b>-2.6%</b> | <b>305,000</b> | <b>-1.6%</b>  | <b>320,737</b> | <b>-1.9%</b>  | <b>282</b> |
| Jan-20      | 74           | -35%        | 233          | -10%        | 0.32        | 780        | -5%         | 10.54            | 71        | 95.9%        | 285,800         | -1.0%        | 294,000        | -3.6%         | 287,785        | -6.6%         | 276        |
| Feb-20      | 121          | -10%        | 257          | 20%         | 0.47        | 814        | 2%          | 6.73             | 73        | 96.1%        | 284,300         | -1.3%        | 319,500        | 3.1%          | 319,756        | 0.6%          | 275        |
| Mar-20      | 159          | -4%         | 301          | -16%        | 0.53        | 843        | 0%          | 5.30             | 59        | 96.3%        | 289,000         | 0.2%         | 325,000        | 11.9%         | 330,771        | 6.8%          | 280        |
| Apr-20      | 122          | -44%        | 217          | -47%        | 0.56        | 786        | -14%        | 6.44             | 56        | 95.4%        | 293,100         | 0.7%         | 287,000        | -4.5%         | 312,870        | -3.2%         | 284        |
| May-20      | 188          | -13%        | 348          | -24%        | 0.54        | 831        | -19%        | 4.42             | 58        | 96.4%        | 298,600         | 1.2%         | 302,000        | -2.6%         | 314,531        | -6.0%         | 289        |
| Jun-20      | 301          | 58%         | 436          | 19%         | 0.69        | 847        | -20%        | 2.81             | 54        | 97.0%        | 304,800         | 2.4%         | 312,000        | -0.6%         | 331,873        | 1.9%          | 295        |
| Jul-20      | 283          | 56%         | 401          | 12%         | 0.71        | 866        | -20%        | 3.06             | 41        | 97.1%        | 307,900         | 3.8%         | 330,000        | 8.9%          | 340,881        | 3.9%          | 298        |
| Aug-20      | 274          | 51%         | 351          | 13%         | 0.78        | 847        | -21%        | 3.09             | 45        | 96.7%        | 308,900         | 4.9%         | 317,600        | 4.1%          | 341,315        | 6.4%          | 299        |
| Sep-20      | 263          | 29%         | 365          | 25%         | 0.72        | 842        | -15%        | 3.20             | 50        | 97.1%        | 312,100         | 6.5%         | 312,000        | -4.4%         | 339,671        | 1.9%          | 302        |
| Oct-20      | 221          | 44%         | 283          | 4%          | 0.78        | 761        | -18%        | 3.44             | 49        | 96.8%        | 310,500         | 6.8%         | 309,500        | 4.2%          | 325,406        | 1.7%          | 300        |
| Nov-20      | 185          | 64%         | 233          | 17%         | 0.79        | 692        | -21%        | 3.74             | 51        | 96.1%        | 307,100         | 6.3%         | 313,000        | -1.2%         | 320,413        | 5.3%          | 297        |
| Dec-20      | 147          | 43%         | 167          | 44%         | 0.88        | 561        | -22%        | 3.82             | 48        | 96.7%        | 302,400         | 5.9%         | 289,000        | 5.1%          | 293,548        | -0.2%         | 293        |
| <b>2020</b> | <b>2,338</b> | <b>18%</b>  | <b>3,592</b> | <b>-1%</b>  | <b>0.65</b> | <b>789</b> | <b>-15%</b> | <b>4.05</b>      | <b>52</b> | <b>96.6%</b> | <b>300,375</b>  | <b>3.0%</b>  | <b>312,000</b> | <b>2.3%</b>   | <b>326,536</b> | <b>1.8%</b>   | <b>291</b> |
| Jan-21      | 133          | 80%         | 225          | -3%         | 0.59        | 565        | -28%        | 4.25             | 48        | 96.5%        | 302,300         | 5.8%         | 285,000        | -3.1%         | 295,476        | 2.7%          | 292        |
| Feb-21      | 170          | 40%         | 269          | 5%          | 0.63        | 593        | -27%        | 3.49             | 47        | 97.8%        | 307,500         | 8.2%         | 308,750        | -3.4%         | 328,243        | 2.7%          | 297        |
| Mar-21      | 272          | 71%         | 481          | 60%         | 0.57        | 696        | -17%        | 2.56             | 35        | 98.3%        | 317,300         | 9.8%         | 331,250        | 1.9%          | 345,794        | 4.5%          | 307        |
| Apr-21      | 297          | 143%        | 484          | 123%        | 0.61        | 798        | 2%          | 2.69             | 34        | 98.8%        | 321,300         | 9.6%         | 346,250        | 20.6%         | 375,062        | 19.9%         | 311        |
| May-21      | 309          | 64%         | 460          | 32%         | 0.67        | 858        | 3%          | 2.78             | 35        | 98.6%        | 326,600         | 9.4%         | 335,000        | 10.9%         | 353,771        | 12.5%         | 316        |
| Jun-21      | 326          | 8%          | 480          | 10%         | 0.68        | 898        | 6%          | 2.75             | 35        | 98.5%        | 329,000         | 7.9%         | 337,500        | 8.2%          | 353,826        | 6.6%          | 318        |
| Jul-21      | 270          | -5%         | 410          | 2%          | 0.66        | 930        | 7%          | 3.44             | 37        | 97.9%        | 331,100         | 7.5%         | 324,500        | -1.7%         | 341,176        | 0.1%          | 320        |
| Aug-21      | 233          | -15%        | 372          | 6%          | 0.63        | 927        | 9%          | 3.98             | 40        | 97.9%        | 331,400         | 7.3%         | 353,000        | 11.1%         | 367,677        | 7.7%          | 321        |
| Sep-21      | 217          | -17%        | 352          | -4%         | 0.62        | 907        | 8%          | 4.18             | 47        | 97.9%        | 329,900         | 5.7%         | 345,000        | 10.6%         | 356,724        | 5.0%          | 319        |
| Oct-21      | 206          | -7%         | 330          | 17%         | 0.62        | 886        | 16%         | 4.30             | 43        | 97.5%        | 326,700         | 5.2%         | 340,000        | 9.9%          | 353,366        | 8.6%          | 316        |
| Nov-21      | 231          | 25%         | 229          | -2%         | 1.01        | 744        | 8%          | 3.22             | 53        | 97.1%        | 323,500         | 5.3%         | 306,000        | -2.2%         | 326,517        | 1.9%          | 313        |
| Dec-21      | 154          | 5%          | 143          | -14%        | 1.08        | 576        | 3%          | 3.74             | 55        | 97.2%        | 324,100         | 7.2%         | 315,000        | 9.0%          | 340,842        | 16.1%         | 313        |
| <b>2021</b> | <b>2,818</b> | <b>21%</b>  | <b>4,235</b> | <b>18%</b>  | <b>0.67</b> | <b>782</b> | <b>-1%</b>  | <b>3.33</b>      | <b>41</b> | <b>98.0%</b> | <b>322,558</b>  | <b>7.4%</b>  | <b>330,000</b> | <b>5.8%</b>   | <b>348,160</b> | <b>6.6%</b>   | <b>312</b> |
| Jan-22      | 129          | -3%         | 212          | -6%         | 0.61        | 587        | 4%          | 4.55             | 60        | 96.4%        | 328,000         | 8.5%         | 306,150        | 7.4%          | 343,491        | 16.3%         | 317        |
| Feb-22      | 191          | 12%         | 259          | -4%         | 0.74        | 579        | -2%         | 3.03             | 46        | 97.7%        | 329,600         | 7.2%         | 280,000        | -9.3%         | 321,936        | -1.9%         | 319        |
| Mar-22      | 245          | -10%        | 393          | -18%        | 0.62        | 629        | -10%        | 2.57             | 42        | 98.4%        | 334,800         | 5.5%         | 328,000        | -1.0%         | 354,110        | 2.4%          | 324        |
| Apr-22      | 271          | -9%         | 446          | -8%         | 0.61        | 714        | -11%        | 2.63             | 34        | 99.2%        | 340,500         | 6.0%         | 345,000        | -0.4%         | 358,605        | -4.4%         | 329        |
| May-22      | 323          | 5%          | 520          | 13%         | 0.62        | 815        | -5%         | 2.52             | 32        | 99.2%        | 342,700         | 4.9%         | 349,900        | 4.4%          | 372,981        | 5.4%          | 331        |
| Jun-22      | 302          | -7%         | 477          | -1%         | 0.63        | 883        | -2%         | 2.92             | 30        | 98.5%        | 343,700         | 4.5%         | 338,722        | 0.4%          | 353,736        | 0.0%          | 332        |
| Jul-22      | 260          | -4%         | 394          | -4%         | 0.66        | 911        | -2%         | 3.50             | 37        | 97.9%        | 345,000         | 4.2%         | 347,800        | 7.2%          | 368,350        | 8.0%          | 334        |
| Aug-22      | 224          | -4%         | 336          | -10%        | 0.67        | 885        | -5%         | 3.95             | 40        | 97.2%        | 340,400         | 2.7%         | 331,500        | -6.1%         | 345,578        | -6.0%         | 329        |
| Sep-22      | 211          | -3%         | 331          | -6%         | 0.64        | 844        | -7%         | 4.00             | 48        | 96.8%        | 336,000         | 1.8%         | 312,500        | -9.4%         | 329,044        | -7.8%         | 325        |
| Oct-22      | 198          | -4%         | 262          | -21%        | 0.76        | 774        | -13%        | 3.91             | 49        | 96.9%        | 330,800         | 1.3%         | 310,000        | -8.8%         | 322,480        | -8.7%         | 320        |
| Nov-22      | 141          | -39%        | 241          | 5%          | 0.59        | 727        | -2%         | 5.16             | 46        | 97.5%        | 327,100         | 1.1%         | 300,300        | -1.9%         | 318,186        | -2.6%         | 316        |
| Dec-22      | 109          | -29%        | 110          | -23%        | 0.99        | 545        | -5%         | 5.00             | 51        | 95.7%        | 323,600         | -0.2%        | 270,000        | -14.3%        | 273,095        | -19.9%        | 313        |
| <b>2022</b> | <b>2,604</b> | <b>-8%</b>  | <b>3,981</b> | <b>-6%</b>  | <b>0.65</b> | <b>741</b> | <b>-5%</b>  | <b>3.42</b>      | <b>41</b> | <b>97.9%</b> | <b>335,183</b>  | <b>3.9%</b>  | <b>325,000</b> | <b>-1.5%</b>  | <b>344,905</b> | <b>-0.9%</b>  | <b>324</b> |
| Jan-23      | 94           | -27%        | 224          | 6%          | 0.42        | 569        | -3%         | 6.05             | 59        | 95.6%        | 324,700         | -1.0%        | 266,110        | -13.1%        | 284,269        | -17.2%        | 314        |
| Feb-23      |              |             |              |             |             |            |             |                  |           |              |                 |              |                |               |                |               |            |
| Mar-23      |              |             |              |             |             |            |             |                  |           |              |                 |              |                |               |                |               |            |
| Apr-23      |              |             |              |             |             |            |             |                  |           |              |                 |              |                |               |                |               |            |
| May-23      |              |             |              |             |             |            |             |                  |           |              |                 |              |                |               |                |               |            |
| Jun-23      |              |             |              |             |             |            |             |                  |           |              |                 |              |                |               |                |               |            |
| Jul-23      |              |             |              |             |             |            |             |                  |           |              |                 |              |                |               |                |               |            |
| Aug-23      |              |             |              |             |             |            |             |                  |           |              |                 |              |                |               |                |               |            |
| Sep-23      |              |             |              |             |             |            |             |                  |           |              |                 |              |                |               |                |               |            |
| Oct-23      |              |             |              |             |             |            |             |                  |           |              |                 |              |                |               |                |               |            |
| Nov-23      |              |             |              |             |             |            |             |                  |           |              |                 |              |                |               |                |               |            |
| Dec-23      |              |             |              |             |             |            |             |                  |           |              |                 |              |                |               |                |               |            |
| <b>2023</b> | <b>94</b>    | <b>-27%</b> | <b>224</b>   | <b>6%</b>   | <b>0.42</b> | <b>569</b> | <b>-3%</b>  | <b>6.05</b>      | <b>59</b> | <b>95.6%</b> | <b>324,700</b>  | <b>-1.0%</b> | <b>266,110</b> | <b>-13.1%</b> | <b>284,269</b> | <b>-17.2%</b> | <b>314</b> |

## Monthly Sales Comparison



### SALES

**157**

16.9% Y/Y ↓ 16.9% YTD ↓  
10-year average spread

6.0% YTD ↓ 6.0% YTD ↓

### NEW LISTINGS

**352**

1.9% Y/Y ↓ 1.9% YTD ↓  
10-year average spread

22.1% YTD ↓ 22.1% YTD ↓



## TOTAL RESIDENTIAL AVERAGE PRICE

**\$ 277,542**

13.6% Y/Y ↓

Monthly trend\*

### INVENTORY

**1,034**

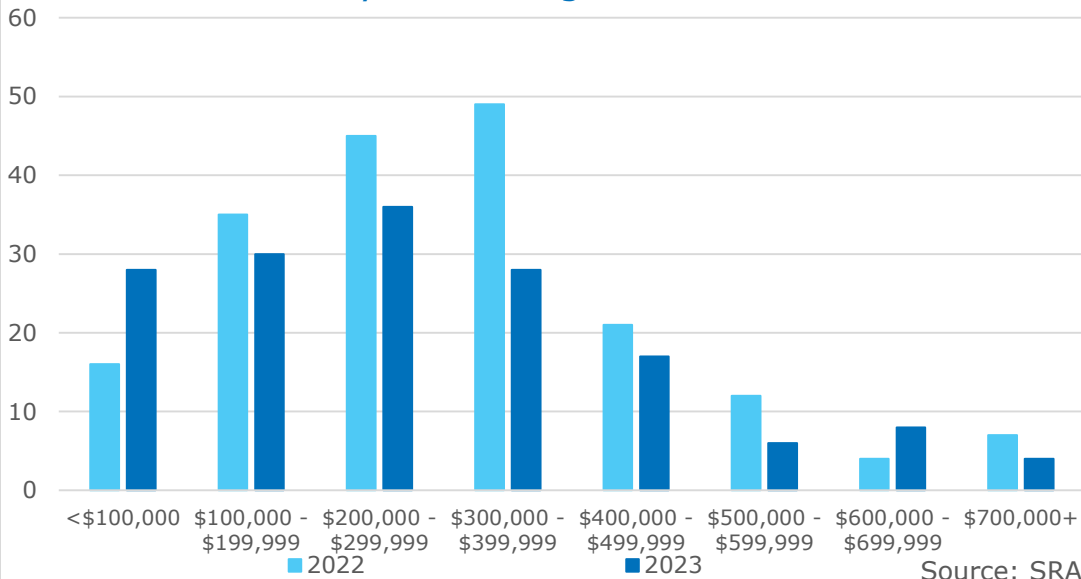
8.1% Y/Y ↓ 8.1% YTD ↓  
10-year average spread

24.3% YTD ↓ 24.3% YTD ↓

Monthly trend\* →

## Residential Sales by Price Range

YTD-JAN



### MONTHS OF SUPPLY

**6.59**

10.6% Y/Y ↑ 10.6% YTD ↓  
10-year average spread

22.1% YTD ↓ 22.1% YTD ↓

Monthly trend\* →

## January 2023

|                          | Sales      |             | New Listings |            | Inventory    |            | S/NL       | Months of Supply |            | DOM       | Average Price    |             |
|--------------------------|------------|-------------|--------------|------------|--------------|------------|------------|------------------|------------|-----------|------------------|-------------|
|                          | Actual     | Y/Y%        | Actual       | Y/Y%       | Actual       | Y/Y%       | Ratio      | Actual           | Y/Y%       | Actual    | Actual           | Y/Y%        |
| Detached                 | 109        | -25%        | 272          | 11%        | 734          | -1%        | 40%        | 6.73             | 32%        | 67        | \$283,247        | -18%        |
| Attached                 | 22         | -15%        | 37           | -23%       | 126          | -25%       | 59%        | 5.73             | -11%       | 85        | \$249,270        | -7%         |
| Apartment                | 18         | 13%         | 31           | -47%       | 113          | -35%       | 58%        | 6.28             | -43%       | 63        | \$246,489        | 25%         |
| Acreage                  | 5          | 150%        | 10           | 233%       | 45           | 55%        | 50%        | 9.00             | -38%       | 162       | \$521,500        | 52%         |
| Mobile                   | 3          | -           | 2            | -33%       | 16           | 33%        | 150%       | 5.33             | -          | 44        | \$57,333         | -           |
| <b>Total Residential</b> | <b>157</b> | <b>-17%</b> | <b>352</b>   | <b>-2%</b> | <b>1,034</b> | <b>-8%</b> | <b>45%</b> | <b>6.59</b>      | <b>11%</b> | <b>72</b> | <b>\$277,542</b> | <b>-14%</b> |

## 10-Year Averages

|                   | Sales |       | New Listings |       | Inventory |       | S/NL | Months of Supply |       | DOM | Average Price |       |
|-------------------|-------|-------|--------------|-------|-----------|-------|------|------------------|-------|-----|---------------|-------|
|                   | Avg   | %Diff | Avg          | %Diff | Avg       | %Diff | Avg  | Avg              | %Diff | Avg | Avg           | %Diff |
| Total Residential | 167   | -6%   | 452          | -22%  | 1,365     | -24%  | 38%  | 8.46             | -22%  | 64  | \$300,403     | -8%   |

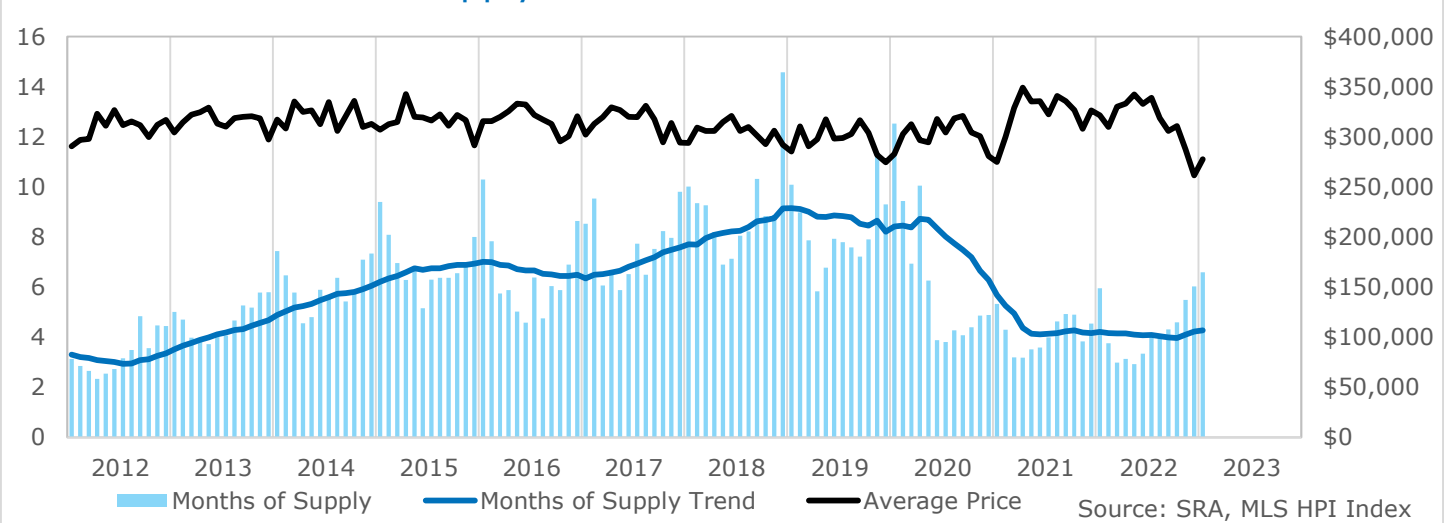
## Year-to-Date January 2023

|                          | Sales      |             | New Listings |            | Inventory    |            | S/NL       | Months of Supply |            | DOM       | Average Price    |             |
|--------------------------|------------|-------------|--------------|------------|--------------|------------|------------|------------------|------------|-----------|------------------|-------------|
|                          | Actual     | Y/Y%        | Actual       | Y/Y%       | Actual       | Y/Y%       | Ratio      | Actual           | Y/Y%       | Actual    | Actual           | Y/Y%        |
| Detached                 | 109        | -25%        | 272          | 11%        | 734          | -1%        | 40%        | 6.73             | 32%        | 67        | \$283,247        | -18%        |
| Attached                 | 22         | -15%        | 37           | -23%       | 126          | -25%       | 59%        | 5.73             | -11%       | 85        | \$249,270        | -7%         |
| Apartment                | 18         | 13%         | 31           | -47%       | 113          | -35%       | 58%        | 6.28             | -43%       | 63        | \$246,489        | 25%         |
| Acreage                  | 5          | 150%        | 10           | 233%       | 45           | 55%        | 50%        | 9.00             | -38%       | 162       | \$521,500        | 52%         |
| Mobile                   | 3          | -           | 2            | -33%       | 16           | 33%        | 150%       | 5.33             | -          | 44        | \$57,333         | -           |
| <b>Total Residential</b> | <b>157</b> | <b>-17%</b> | <b>352</b>   | <b>-2%</b> | <b>1,034</b> | <b>-8%</b> | <b>45%</b> | <b>6.59</b>      | <b>11%</b> | <b>72</b> | <b>\$277,542</b> | <b>-14%</b> |

## 10-Year Averages

|                   | Sales |       | New Listings |       | Inventory |       | S/NL | Months of Supply |       | DOM | Average Price |       |
|-------------------|-------|-------|--------------|-------|-----------|-------|------|------------------|-------|-----|---------------|-------|
|                   | Avg   | %Diff | Avg          | %Diff | Avg       | %Diff | Avg  | Avg              | %Diff | Avg | Avg           | %Diff |
| Total Residential | 167   | -6%   | 452          | -22%  | 1,365     | -24%  | 38%  | 8.46             | -22%  | 64  | \$300,403     | -8%   |

## Residential Months of Supply and Price





| REGINA REGION |              |            |              |            |             |              |            |                  |           |              |                |              |                |              |
|---------------|--------------|------------|--------------|------------|-------------|--------------|------------|------------------|-----------|--------------|----------------|--------------|----------------|--------------|
|               | Sales        | Y/Y%       | New Listings | Y/Y%       | S/NL Ratio  | Inventory    | Y/Y%       | Months of Supply | DOM       | SP/LP        | Median Price   | Y/Y%         | Average Price  | Y/Y%         |
| Jan-13        | 177          | -23%       | 399          | 1%         | 0.44        | 887          | 23%        | 5.01             | 43        | 97.1%        | 298,000        | 6.4%         | 304,143        | 4.7%         |
| Feb-13        | 212          | -23%       | 467          | 13%        | 0.45        | 997          | 27%        | 4.70             | 38        | 97.4%        | 305,000        | 7.0%         | 314,254        | 5.9%         |
| Mar-13        | 276          | -21%       | 528          | -11%       | 0.52        | 1,098        | 19%        | 3.98             | 30        | 97.8%        | 308,500        | 10.2%        | 322,046        | 8.2%         |
| Apr-13        | 319          | -24%       | 648          | 17%        | 0.49        | 1,219        | 25%        | 3.82             | 33        | 97.3%        | 305,000        | 1.7%         | 324,587        | 0.5%         |
| May-13        | 396          | -7%        | 867          | 24%        | 0.46        | 1,475        | 35%        | 3.72             | 31        | 97.4%        | 311,000        | 3.7%         | 329,244        | 5.8%         |
| Jun-13        | 379          | -3%        | 698          | 22%        | 0.54        | 1,588        | 48%        | 4.19             | 29        | 97.0%        | 297,000        | -1.7%        | 313,127        | -4.2%        |
| Jul-13        | 410          | 13%        | 725          | 23%        | 0.57        | 1,667        | 46%        | 4.07             | 34        | 97.1%        | 305,000        | 1.7%         | 310,141        | -0.5%        |
| Aug-13        | 360          | 8%         | 646          | 19%        | 0.56        | 1,679        | 44%        | 4.66             | 37        | 97.0%        | 309,000        | 0.2%         | 318,751        | 1.1%         |
| Sep-13        | 316          | 27%        | 595          | 23%        | 0.53        | 1,664        | 38%        | 5.27             | 41        | 96.4%        | 306,500        | 0.5%         | 319,873        | 2.6%         |
| Oct-13        | 298          | -2%        | 537          | 27%        | 0.55        | 1,545        | 42%        | 5.18             | 38        | 96.7%        | 293,500        | 1.9%         | 320,628        | 7.0%         |
| Nov-13        | 247          | 10%        | 393          | 10%        | 0.63        | 1,427        | 42%        | 5.78             | 41        | 96.3%        | 289,900        | -2.4%        | 318,393        | 2.1%         |
| Dec-13        | 188          | 5%         | 207          | -2%        | 0.91        | 1,090        | 37%        | 5.80             | 50        | 96.7%        | 286,950        | -5.9%        | 297,348        | -6.1%        |
| <b>2013</b>   | <b>3,578</b> | <b>-4%</b> | <b>6,710</b> | <b>15%</b> | <b>0.53</b> | <b>1,361</b> | <b>36%</b> | <b>4.57</b>      | <b>36</b> | <b>97.0%</b> | <b>302,000</b> | <b>2.0%</b>  | <b>317,221</b> | <b>2.2%</b>  |
| Jan-14        | 166          | -6%        | 511          | 28%        | 0.32        | 1,235        | 39%        | 7.44             | 54        | 96.6%        | 296,250        | -0.6%        | 317,068        | 4.2%         |
| Feb-14        | 206          | -3%        | 476          | 2%         | 0.43        | 1,332        | 34%        | 6.47             | 43        | 97.3%        | 291,050        | -4.6%        | 308,302        | -1.9%        |
| Mar-14        | 262          | -5%        | 649          | 23%        | 0.40        | 1,514        | 38%        | 5.78             | 43        | 97.2%        | 305,950        | -0.8%        | 335,187        | 4.1%         |
| Apr-14        | 373          | 17%        | 813          | 25%        | 0.46        | 1,701        | 40%        | 4.56             | 40        | 97.3%        | 309,900        | 1.6%         | 324,900        | 0.1%         |
| May-14        | 402          | 2%         | 846          | -2%        | 0.48        | 1,929        | 31%        | 4.80             | 35        | 96.9%        | 315,000        | 1.3%         | 326,447        | -0.8%        |
| Jun-14        | 349          | -8%        | 760          | 9%         | 0.46        | 2,058        | 30%        | 5.90             | 40        | 96.9%        | 299,000        | 0.7%         | 312,656        | -0.2%        |
| Jul-14        | 373          | -9%        | 709          | -2%        | 0.53        | 2,066        | 24%        | 5.54             | 42        | 96.6%        | 314,900        | 3.2%         | 334,753        | 7.9%         |
| Aug-14        | 320          | -11%       | 633          | -2%        | 0.51        | 2,038        | 21%        | 6.37             | 50        | 96.3%        | 290,000        | -6.1%        | 305,945        | -4.0%        |
| Sep-14        | 353          | 12%        | 693          | 16%        | 0.51        | 1,916        | 15%        | 5.43             | 45        | 96.4%        | 300,000        | -2.1%        | 320,503        | 0.2%         |
| Oct-14        | 304          | 2%         | 582          | 8%         | 0.52        | 1,782        | 15%        | 5.86             | 48        | 95.7%        | 310,000        | 5.6%         | 335,883        | 4.8%         |
| Nov-14        | 231          | -6%        | 435          | 11%        | 0.53        | 1,638        | 15%        | 7.09             | 53        | 95.7%        | 290,000        | 0.0%         | 309,762        | -2.7%        |
| Dec-14        | 185          | -2%        | 325          | 57%        | 0.57        | 1,357        | 24%        | 7.34             | 47        | 95.7%        | 283,000        | -1.4%        | 312,935        | 5.2%         |
| <b>2014</b>   | <b>3,524</b> | <b>-2%</b> | <b>7,432</b> | <b>11%</b> | <b>0.47</b> | <b>1,714</b> | <b>26%</b> | <b>5.84</b>      | <b>44</b> | <b>96.6%</b> | <b>303,300</b> | <b>0.4%</b>  | <b>321,498</b> | <b>1.3%</b>  |
| Jan-15        | 151          | -9%        | 472          | -8%        | 0.32        | 1,420        | 15%        | 9.40             | 55        | 95.5%        | 305,000        | 3.0%         | 307,135        | -3.1%        |
| Feb-15        | 188          | -9%        | 536          | 13%        | 0.35        | 1,521        | 14%        | 8.09             | 52        | 96.1%        | 301,250        | 3.5%         | 312,655        | 1.4%         |
| Mar-15        | 251          | -4%        | 733          | 13%        | 0.34        | 1,747        | 15%        | 6.96             | 45        | 96.5%        | 299,900        | -2.0%        | 314,809        | -6.1%        |
| Apr-15        | 314          | -16%       | 790          | -3%        | 0.40        | 1,975        | 16%        | 6.29             | 44        | 96.7%        | 320,000        | 3.3%         | 342,545        | 5.4%         |
| May-15        | 323          | -20%       | 818          | -3%        | 0.39        | 2,184        | 13%        | 6.76             | 40        | 96.7%        | 305,000        | -3.2%        | 319,955        | -2.0%        |
| Jun-15        | 416          | 19%        | 756          | -1%        | 0.55        | 2,146        | 4%         | 5.16             | 39        | 96.6%        | 305,625        | 2.2%         | 319,156        | 2.1%         |
| Jul-15        | 334          | -10%       | 648          | -9%        | 0.52        | 2,103        | 2%         | 6.30             | 48        | 96.7%        | 301,000        | -4.4%        | 316,098        | -5.6%        |
| Aug-15        | 314          | -2%        | 570          | -10%       | 0.55        | 2,001        | -2%        | 6.37             | 48        | 96.3%        | 299,950        | 3.4%         | 322,313        | 5.4%         |
| Sep-15        | 304          | -14%       | 643          | -7%        | 0.47        | 1,938        | 1%         | 6.38             | 51        | 95.9%        | 299,000        | -0.3%        | 311,033        | -3.0%        |
| Oct-15        | 266          | -13%       | 465          | -20%       | 0.57        | 1,745        | -2%        | 6.56             | 52        | 95.7%        | 293,900        | -5.2%        | 321,778        | -4.2%        |
| Nov-15        | 230          | 0%         | 443          | 2%         | 0.52        | 1,607        | -2%        | 6.99             | 54        | 95.5%        | 293,000        | 1.0%         | 316,613        | 2.2%         |
| Dec-15        | 165          | -11%       | 260          | -20%       | 0.63        | 1,321        | -3%        | 8.01             | 57        | 96.0%        | 287,000        | 1.4%         | 291,474        | -6.9%        |
| <b>2015</b>   | <b>3,256</b> | <b>-8%</b> | <b>7,134</b> | <b>-4%</b> | <b>0.46</b> | <b>1,809</b> | <b>6%</b>  | <b>6.67</b>      | <b>48</b> | <b>96.3%</b> | <b>300,000</b> | <b>-1.1%</b> | <b>318,087</b> | <b>-1.1%</b> |
| Jan-16        | 138          | -9%        | 445          | -6%        | 0.31        | 1,421        | 0%         | 10.30            | 59        | 96.1%        | 301,000        | -1.3%        | 315,490        | 2.7%         |
| Feb-16        | 197          | 5%         | 553          | 3%         | 0.36        | 1,542        | 1%         | 7.83             | 53        | 96.0%        | 303,000        | 0.6%         | 315,722        | 1.0%         |
| Mar-16        | 282          | 12%        | 626          | -15%       | 0.45        | 1,622        | -7%        | 5.75             | 48        | 96.3%        | 300,104        | 0.1%         | 319,776        | 1.6%         |
| Apr-16        | 296          | -6%        | 685          | -13%       | 0.43        | 1,741        | -12%       | 5.88             | 43        | 96.4%        | 296,450        | -7.4%        | 325,339        | -5.0%        |
| May-16        | 369          | 14%        | 766          | -6%        | 0.48        | 1,852        | -15%       | 5.02             | 41        | 96.7%        | 317,000        | 3.9%         | 332,980        | 4.1%         |
| Jun-16        | 415          | 0%         | 738          | -2%        | 0.56        | 1,903        | -11%       | 4.59             | 39        | 96.9%        | 320,000        | 4.7%         | 332,216        | 4.1%         |
| Jul-16        | 298          | -11%       | 543          | -16%       | 0.55        | 1,902        | -10%       | 6.38             | 43        | 96.7%        | 303,500        | 0.8%         | 321,775        | 1.8%         |
| Aug-16        | 389          | 24%        | 646          | 13%        | 0.60        | 1,847        | -8%        | 4.75             | 48        | 96.4%        | 300,000        | 0.0%         | 317,238        | -1.6%        |
| Sep-16        | 298          | -2%        | 596          | -7%        | 0.50        | 1,800        | -7%        | 6.04             | 42        | 96.4%        | 305,000        | 2.0%         | 312,818        | 0.6%         |
| Oct-16        | 272          | 2%         | 417          | -10%       | 0.65        | 1,600        | -8%        | 5.88             | 48        | 96.2%        | 286,950        | -2.4%        | 295,506        | -8.2%        |
| Nov-16        | 224          | -3%        | 441          | 0%         | 0.51        | 1,544        | -4%        | 6.89             | 49        | 96.0%        | 286,000        | -2.4%        | 300,495        | -5.1%        |
| Dec-16        | 148          | -10%       | 266          | 2%         | 0.56        | 1,279        | -3%        | 8.64             | 56        | 96.1%        | 311,250        | 8.4%         | 320,412        | 9.9%         |
| <b>2016</b>   | <b>3,326</b> | <b>2%</b>  | <b>6,722</b> | <b>-6%</b> | <b>0.49</b> | <b>1,671</b> | <b>-8%</b> | <b>6.03</b>      | <b>46</b> | <b>96.4%</b> | <b>301,275</b> | <b>0.4%</b>  | <b>318,874</b> | <b>0.2%</b>  |
| Jan-17        | 162          | 17%        | 471          | 6%         | 0.34        | 1,382        | -3%        | 8.53             | 52        | 96.4%        | 284,950        | -5.3%        | 302,183        | -4.2%        |
| Feb-17        | 158          | -20%       | 489          | -12%       | 0.32        | 1,507        | -2%        | 9.54             | 49        | 96.6%        | 298,950        | -1.3%        | 312,878        | -0.9%        |
| Mar-17        | 284          | 1%         | 748          | 19%        | 0.38        | 1,721        | 6%         | 6.06             | 48        | 96.7%        | 300,000        | 0.0%         | 319,668        | 0.0%         |
| Apr-17        | 289          | -2%        | 756          | 10%        | 0.38        | 1,934        | 11%        | 6.69             | 40        | 96.5%        | 310,500        | 4.7%         | 329,447        | 1.3%         |
| May-17        | 373          | 1%         | 900          | 17%        | 0.41        | 2,192        | 18%        | 5.88             | 38        | 97.0%        | 303,000        | -4.4%        | 326,713        | -1.9%        |
| Jun-17        | 361          | -13%       | 858          | 16%        | 0.42        | 2,354        | 24%        | 6.52             | 40        | 96.7%        | 300,668        | -6.0%        | 319,838        | -3.7%        |
| Jul-17        | 298          | 0%         | 567          | 4%         | 0.53        | 2,303        | 21%        | 7.73             | 47        | 96.5%        | 301,250        | -0.7%        | 319,713        | -0.6%        |
| Aug-17        | 359          | -8%        | 708          | 10%        | 0.51        | 2,331        | 26%        | 6.49             | 55        | 96.7%        | 320,000        | 6.7%         | 330,905        | 4.3%         |
| Sep-17        | 295          | -1%        | 576          | -3%        | 0.51        | 2,218        | 23%        | 7.52             | 62        | 96.2%        | 300,000        | -1.6%        | 317,336        | 1.4%         |
| Oct-17        | 250          | -8%        | 539          | 29%        | 0.46        | 2,058        | 29%        | 8.23             | 63        | 96.0%        | 285,000        | -0.7%        | 294,590        | -0.3%        |
| Nov-17        | 231          | 3%         | 393          | -11%       | 0.59        | 1,841        | 19%        | 7.97             | 62        | 96.0%        | 285,000        | -0.3%        | 313,836        | 4.4%         |
| Dec-17        | 158          | 7%         | 289          | 9%         | 0.55        | 1,550        | 21%        | 9.81             | 72        | 95.7%        | 281,000        | -9.7%        | 294,118        | -8.2%        |
| <b>2017</b>   | <b>3,218</b> | <b>-3%</b> | <b>7,294</b> | <b>9%</b>  | <b>0.44</b> | <b>1,949</b> | <b>17%</b> | <b>7.27</b>      | <b>51</b> | <b>96.5%</b> | <b>299,900</b> | <b>-0.5%</b> | <b>317,591</b> | <b>-0.4%</b> |
| Jan-18        | 163          | 1%         | 559          | 19%        | 0.29        | 1,633        | 18%        | 10.02            | 77        | 95.7%        | 271,925        | -4.6%        | 293,951        | -2.7%        |
| Feb-18        | 186          | 18%        | 516          | 6%         | 0.36        | 1,740        | 15%        | 9.35             | 61        | 95.7%        | 293,700        | -1.8%        | 309,044        | -1.2%        |
| Mar-18        | 211          | -26%       | 686          | -8%        | 0.31        | 1,956        | 14%        | 9.27             | 64        | 96.4%        | 280,000        | -6.7%        | 305,882        | -4.3%        |
| Apr-18        | 267          | -8%        | 727          | -4%        | 0.37        | 2,188        | 13%        | 8.19             | 61        | 96.3%        | 280,000        | -9.8%        | 305,753        | -7.2%        |
| May-18        | 362          | -3%        | 956          | 6%         | 0.38        | 2,495        | 14%        | 6.89             | 57        | 96.4%        | 305,000        | 0.7%         | 314,694        | -3.7%        |
| Jun-18        | 353          | -2%        | 728          | -15%       | 0.48        | 2,519        | 7%         | 7.14             | 63        | 96.0%        | 302,000        | 0.4%         | 320,748        | 0.3%         |
| Jul-18        | 312          | 5%         | 628          | 11%        | 0.50        | 2,513        | 9%         | 8.05             | 65        | 95.9%        | 296,000        | -1.7%        | 305,929        | -4.3%        |
| Aug-18        | 305          | -15%       | 643          | -9%        | 0.47        | 2,508        | 8%         | 8.22             | 67        | 95.9%        | 280,000        | -12.5%       | 309,644        | -6.4%        |
| Sep-18        | 233          | -21%       | 497          | -14%       | 0.47        | 2,404        | 8%         | 10.32            | 68        | 95.9%        | 298,000        | -0.7%        | 301,197        | -5.1%        |
| Oct-18        | 252          | 1%         | 533          | -1%        | 0.47        | 2,227        | 8%         | 8.84             | 70        | 95.6%        | 280,750        | -1.5%        | 292,680        | -0.6%        |
| Nov-18        | 229          | -1%        | 380          | -3%        | 0.60        | 2,032        | 10%        | 8.87             | 75        | 94.9%        | 285,000        | 0.0%         | 306,041        | -2.5%        |
| Dec-18        | 113          | -28%       | 194          | -33%       | 0.58        | 1,647        | 6%         | 14.58            | 70        | 95.4%        | 290,000        | 3.2%         | 292,009        | -0.7%        |
| <b>2018</b>   | <b>2,986</b> | <b>-7%</b> | <b>7,047</b> | <b>-3%</b> | <b>0.42</b> | <b>2,155</b> | <b>11%</b> | <b>8.66</b>      | <b>66</b> | <b>95.9%</b> | <b>290,000</b> | <b>-3.3%</b> | <b>306,638</b> | <b>-3.4%</b> |

| REGINA REGION |              |             |              |            |             |              |             |                  |           |              |                |               |                |               |
|---------------|--------------|-------------|--------------|------------|-------------|--------------|-------------|------------------|-----------|--------------|----------------|---------------|----------------|---------------|
|               | Sales        | Y/Y%        | New Listings | Y/Y%       | S/NL Ratio  | Inventory    | Y/Y%        | Months of Supply | DOM       | SP/LP        | Median Price   | Y/Y%          | Average Price  | Y/Y%          |
| Jan-19        | 171          | 5%          | 480          | -14%       | 0.36        | 1,724        | 6%          | 10.08            | 82        | 94.9%        | 279,500        | 2.8%          | 285,111        | -3.0%         |
| Feb-19        | 191          | 3%          | 371          | -28%       | 0.51        | 1,715        | -1%         | 8.98             | 79        | 95.9%        | 303,500        | 3.3%          | 310,312        | 0.4%          |
| Mar-19        | 235          | 11%         | 670          | -2%        | 0.35        | 1,849        | -5%         | 7.87             | 84        | 95.6%        | 265,100        | -5.3%         | 290,559        | -5.0%         |
| Apr-19        | 349          | 31%         | 792          | 9%         | 0.44        | 2,036        | -7%         | 5.83             | 66        | 95.8%        | 283,000        | 1.1%          | 297,377        | -2.7%         |
| May-19        | 339          | -6%         | 830          | -13%       | 0.41        | 2,298        | -8%         | 6.78             | 55        | 96.3%        | 294,000        | -3.6%         | 317,555        | 0.9%          |
| Jun-19        | 296          | -16%        | 613          | -16%       | 0.48        | 2,346        | -7%         | 7.93             | 58        | 96.0%        | 285,000        | -5.6%         | 298,093        | -7.1%         |
| Jul-19        | 308          | -1%         | 644          | 3%         | 0.48        | 2,400        | -4%         | 7.79             | 59        | 95.3%        | 276,750        | -6.5%         | 298,768        | -2.3%         |
| Aug-19        | 308          | 1%          | 539          | -16%       | 0.57        | 2,337        | -7%         | 7.59             | 65        | 95.7%        | 290,250        | 3.7%          | 302,655        | -2.3%         |
| Sep-19        | 301          | 29%         | 483          | -3%        | 0.62        | 2,171        | -10%        | 7.21             | 68        | 95.9%        | 308,400        | 3.5%          | 316,553        | 5.1%          |
| Oct-19        | 253          | 0%          | 470          | -12%       | 0.54        | 2,001        | -10%        | 7.91             | 77        | 95.6%        | 280,000        | -0.3%         | 304,027        | 3.9%          |
| Nov-19        | 166          | -28%        | 341          | -10%       | 0.49        | 1,876        | -8%         | 11.30            | 68        | 95.3%        | 280,000        | -1.8%         | 282,004        | -7.9%         |
| Dec-19        | 164          | 45%         | 195          | 1%         | 0.84        | 1,526        | -7%         | 9.30             | 76        | 94.9%        | 265,000        | -8.6%         | 274,489        | -6.0%         |
| <b>2019</b>   | <b>3,081</b> | <b>3%</b>   | <b>6,428</b> | <b>-9%</b> | <b>0.48</b> | <b>2,023</b> | <b>-6%</b>  | <b>7.88</b>      | <b>68</b> | <b>95.7%</b> | <b>285,000</b> | <b>-1.7%</b>  | <b>300,306</b> | <b>-2.1%</b>  |
| Jan-20        | 131          | -23%        | 435          | -9%        | 0.30        | 1,641        | -5%         | 12.53            | 87        | 94.9%        | 275,000        | -1.6%         | 282,698        | -0.8%         |
| Feb-20        | 181          | -5%         | 444          | 20%        | 0.41        | 1,709        | 0%          | 9.44             | 78        | 95.8%        | 291,500        | -4.0%         | 302,652        | -2.5%         |
| Mar-20        | 259          | 10%         | 562          | -16%       | 0.46        | 1,797        | -3%         | 6.94             | 74        | 96.0%        | 300,000        | 13.2%         | 312,666        | 7.6%          |
| Apr-20        | 170          | -51%        | 376          | -53%       | 0.45        | 1,709        | -16%        | 10.05            | 70        | 95.1%        | 282,500        | -0.2%         | 296,543        | -0.3%         |
| May-20        | 293          | -14%        | 642          | -23%       | 0.46        | 1,836        | -20%        | 6.27             | 65        | 95.7%        | 280,000        | -4.8%         | 294,404        | -7.3%         |
| Jun-20        | 478          | 61%         | 745          | 22%        | 0.64        | 1,855        | -21%        | 3.88             | 62        | 96.7%        | 297,950        | 4.5%          | 317,781        | 6.6%          |
| Jul-20        | 486          | 58%         | 692          | 7%         | 0.70        | 1,853        | -23%        | 3.81             | 55        | 96.6%        | 290,000        | 4.8%          | 304,261        | 1.8%          |
| Aug-20        | 428          | 39%         | 590          | 9%         | 0.73        | 1,829        | -22%        | 4.27             | 57        | 96.4%        | 300,000        | 3.4%          | 318,256        | 5.2%          |
| Sep-20        | 431          | 43%         | 597          | 24%        | 0.72        | 1,760        | -19%        | 4.08             | 58        | 96.5%        | 290,000        | -6.0%         | 320,743        | 1.3%          |
| Oct-20        | 358          | 42%         | 483          | 3%         | 0.74        | 1,576        | -21%        | 4.40             | 62        | 96.4%        | 290,250        | 3.7%          | 304,201        | 0.1%          |
| Nov-20        | 294          | 77%         | 379          | 11%        | 0.78        | 1,431        | -24%        | 4.87             | 64        | 95.8%        | 285,500        | 2.0%          | 300,640        | 6.6%          |
| Dec-20        | 241          | 47%         | 278          | 43%        | 0.87        | 1,177        | -23%        | 4.88             | 63        | 96.2%        | 274,900        | 3.7%          | 280,783        | 2.3%          |
| <b>2020</b>   | <b>3,750</b> | <b>22%</b>  | <b>6,223</b> | <b>-3%</b> | <b>0.60</b> | <b>1,681</b> | <b>-17%</b> | <b>5.38</b>      | <b>63</b> | <b>96.2%</b> | <b>290,000</b> | <b>1.8%</b>   | <b>306,307</b> | <b>2.0%</b>   |
| Jan-21        | 222          | 69%         | 385          | -11%       | 0.58        | 1,183        | -28%        | 5.33             | 63        | 96.1%        | 263,000        | -4.4%         | 274,916        | -2.8%         |
| Feb-21        | 281          | 55%         | 452          | 2%         | 0.62        | 1,209        | -29%        | 4.30             | 58        | 97.4%        | 276,400        | -5.2%         | 299,959        | -0.9%         |
| Mar-21        | 444          | 71%         | 838          | 49%        | 0.53        | 1,418        | -21%        | 3.19             | 44        | 97.8%        | 314,170        | 4.7%          | 328,886        | 5.2%          |
| Apr-21        | 491          | 189%        | 794          | 111%       | 0.62        | 1,562        | -9%         | 3.18             | 44        | 98.2%        | 320,000        | 13.3%         | 349,036        | 17.7%         |
| May-21        | 488          | 67%         | 798          | 24%        | 0.61        | 1,715        | -7%         | 3.51             | 43        | 98.2%        | 318,500        | 13.8%         | 335,272        | 13.9%         |
| Jun-21        | 499          | 4%          | 765          | 3%         | 0.65        | 1,788        | -4%         | 3.58             | 43        | 98.0%        | 315,000        | 5.7%          | 335,599        | 5.6%          |
| Jul-21        | 448          | -8%         | 647          | -7%        | 0.69        | 1,787        | -4%         | 3.99             | 44        | 97.3%        | 310,000        | 6.9%          | 322,369        | 6.0%          |
| Aug-21        | 373          | -13%        | 580          | -2%        | 0.64        | 1,729        | -5%         | 4.64             | 47        | 97.5%        | 320,000        | 6.7%          | 340,802        | 7.1%          |
| Sep-21        | 344          | -20%        | 565          | -5%        | 0.61        | 1,694        | -4%         | 4.92             | 54        | 97.4%        | 315,000        | 8.6%          | 335,654        | 4.6%          |
| Oct-21        | 326          | -9%         | 498          | 3%         | 0.65        | 1,598        | 1%          | 4.90             | 55        | 96.7%        | 301,500        | 3.9%          | 326,767        | 7.4%          |
| Nov-21        | 364          | 24%         | 397          | 5%         | 0.92        | 1,397        | -2%         | 3.84             | 62        | 96.7%        | 288,550        | 1.1%          | 307,803        | 2.4%          |
| Dec-21        | 240          | 0%          | 231          | -17%       | 1.04        | 1,090        | -7%         | 4.54             | 64        | 96.7%        | 295,000        | 7.3%          | 326,287        | 16.2%         |
| <b>2021</b>   | <b>4,520</b> | <b>21%</b>  | <b>6,950</b> | <b>12%</b> | <b>0.65</b> | <b>1,514</b> | <b>-10%</b> | <b>4.02</b>      | <b>50</b> | <b>97.5%</b> | <b>306,000</b> | <b>5.5%</b>   | <b>326,920</b> | <b>6.7%</b>   |
| Jan-22        | 189          | -15%        | 359          | -7%        | 0.53        | 1,125        | -5%         | 5.95             | 69        | 96.2%        | 290,000        | 10.3%         | 321,338        | 16.9%         |
| Feb-22        | 301          | 7%          | 441          | -2%        | 0.68        | 1,133        | -6%         | 3.76             | 55        | 97.4%        | 267,900        | -3.1%         | 309,770        | 3.3%          |
| Mar-22        | 404          | -9%         | 636          | -24%       | 0.64        | 1,207        | -15%        | 2.99             | 52        | 98.0%        | 304,152        | -3.2%         | 330,057        | 0.4%          |
| Apr-22        | 438          | -11%        | 747          | -6%        | 0.59        | 1,375        | -12%        | 3.14             | 42        | 98.6%        | 312,326        | -2.4%         | 333,200        | -4.5%         |
| May-22        | 527          | 8%          | 850          | 7%         | 0.62        | 1,545        | -10%        | 2.93             | 40        | 98.9%        | 326,500        | 2.5%          | 342,248        | 2.1%          |
| Jun-22        | 504          | 1%          | 827          | 8%         | 0.61        | 1,682        | -6%         | 3.34             | 38        | 98.4%        | 307,000        | -2.5%         | 332,865        | -0.8%         |
| Jul-22        | 415          | -7%         | 650          | 0%         | 0.64        | 1,729        | -3%         | 4.17             | 42        | 97.6%        | 305,000        | -1.6%         | 338,792        | 5.1%          |
| Aug-22        | 409          | 10%         | 549          | -5%        | 0.74        | 1,645        | -5%         | 4.02             | 48        | 96.7%        | 300,000        | -6.3%         | 318,793        | -6.5%         |
| Sep-22        | 357          | 4%          | 542          | -4%        | 0.66        | 1,540        | -9%         | 4.31             | 55        | 96.6%        | 285,000        | -9.5%         | 305,914        | -8.9%         |
| Oct-22        | 308          | -6%         | 427          | -14%       | 0.72        | 1,413        | -12%        | 4.59             | 54        | 96.5%        | 293,500        | -2.7%         | 310,850        | -4.9%         |
| Nov-22        | 237          | -35%        | 370          | -7%        | 0.64        | 1,302        | -7%         | 5.49             | 52        | 96.9%        | 275,000        | -4.7%         | 287,359        | -6.6%         |
| Dec-22        | 168          | -30%        | 189          | -18%       | 0.89        | 1,012        | -7%         | 6.02             | 59        | 95.4%        | 253,000        | -14.2%        | 261,469        | -19.9%        |
| <b>2022</b>   | <b>4,257</b> | <b>-6%</b>  | <b>6,587</b> | <b>-5%</b> | <b>0.65</b> | <b>1,392</b> | <b>-8%</b>  | <b>3.92</b>      | <b>48</b> | <b>97.6%</b> | <b>299,900</b> | <b>-2.0%</b>  | <b>321,672</b> | <b>-1.6%</b>  |
| Jan-23        | 157          | -17%        | 352          | -2%        | 0.45        | 1,034        | -8%         | 6.59             | 72        | 95.7%        | 246,000        | -15.2%        | 277,542        | -13.6%        |
| Feb-23        |              |             |              |            |             |              |             |                  |           |              |                |               |                |               |
| Mar-23        |              |             |              |            |             |              |             |                  |           |              |                |               |                |               |
| Apr-23        |              |             |              |            |             |              |             |                  |           |              |                |               |                |               |
| May-23        |              |             |              |            |             |              |             |                  |           |              |                |               |                |               |
| Jun-23        |              |             |              |            |             |              |             |                  |           |              |                |               |                |               |
| Jul-23        |              |             |              |            |             |              |             |                  |           |              |                |               |                |               |
| Aug-23        |              |             |              |            |             |              |             |                  |           |              |                |               |                |               |
| Sep-23        |              |             |              |            |             |              |             |                  |           |              |                |               |                |               |
| Oct-23        |              |             |              |            |             |              |             |                  |           |              |                |               |                |               |
| Nov-23        |              |             |              |            |             |              |             |                  |           |              |                |               |                |               |
| Dec-23        |              |             |              |            |             |              |             |                  |           |              |                |               |                |               |
| <b>2023</b>   | <b>157</b>   | <b>-17%</b> | <b>352</b>   | <b>-2%</b> | <b>0.45</b> | <b>1,034</b> | <b>-8%</b>  | <b>6.59</b>      | <b>72</b> | <b>95.7%</b> | <b>246,000</b> | <b>-15.2%</b> | <b>277,542</b> | <b>-13.6%</b> |

| REGINA REGION |              |             |              |            |             |              |            |                  |           |              |                |              |                |              |
|---------------|--------------|-------------|--------------|------------|-------------|--------------|------------|------------------|-----------|--------------|----------------|--------------|----------------|--------------|
|               | Sales        | Y/Y%        | New Listings | Y/Y%       | S/NL Ratio  | Inventory    | Y/Y%       | Months of Supply | DOM       | SP/LP        | Median Price   | Y/Y%         | Average Price  | Y/Y%         |
| Jan-13        | 152          | -20%        | 296          | -5%        | 0.51        | 656          | 14%        | 4.32             | 45        | 97.0%        | 310,000        | 3.3%         | 313,488        | 3.8%         |
| Feb-13        | 166          | -26%        | 370          | 12%        | 0.45        | 750          | 21%        | 4.52             | 37        | 97.5%        | 327,450        | 10.8%        | 331,304        | 6.1%         |
| Mar-13        | 224          | -20%        | 422          | -5%        | 0.53        | 834          | 19%        | 3.72             | 29        | 97.7%        | 315,000        | 4.5%         | 334,279        | 6.8%         |
| Apr-13        | 254          | -25%        | 477          | 4%         | 0.53        | 886          | 19%        | 3.49             | 32        | 97.4%        | 315,250        | -0.3%        | 339,387        | -0.2%        |
| May-13        | 319          | -8%         | 682          | 22%        | 0.47        | 1,086        | 30%        | 3.40             | 30        | 97.4%        | 327,500        | 4.3%         | 342,680        | 4.5%         |
| Jun-13        | 304          | -2%         | 563          | 14%        | 0.54        | 1,176        | 37%        | 3.87             | 27        | 97.2%        | 315,000        | -4.5%        | 327,730        | -4.8%        |
| Jul-13        | 315          | 4%          | 588          | 24%        | 0.54        | 1,259        | 39%        | 4.00             | 30        | 97.0%        | 320,000        | 3.6%         | 324,610        | 1.1%         |
| Aug-13        | 298          | 10%         | 526          | 17%        | 0.57        | 1,262        | 35%        | 4.23             | 34        | 97.0%        | 325,000        | 3.2%         | 336,332        | 2.1%         |
| Sep-13        | 257          | 24%         | 477          | 17%        | 0.54        | 1,260        | 30%        | 4.90             | 40        | 96.3%        | 316,000        | 1.3%         | 329,381        | 3.1%         |
| Oct-13        | 243          | -3%         | 416          | 24%        | 0.58        | 1,144        | 33%        | 4.71             | 38        | 96.6%        | 305,000        | 3.4%         | 331,829        | 7.8%         |
| Nov-13        | 198          | 8%          | 298          | 10%        | 0.66        | 1,018        | 30%        | 5.14             | 38        | 96.3%        | 307,663        | -1.4%        | 342,077        | 6.5%         |
| Dec-13        | 157          | 8%          | 151          | -13%       | 1.04        | 769          | 26%        | 4.90             | 50        | 96.6%        | 295,000        | -3.9%        | 310,767        | -4.5%        |
| <b>2013</b>   | <b>2,887</b> | <b>-5%</b>  | <b>5,266</b> | <b>12%</b> | <b>0.55</b> | <b>1,008</b> | <b>29%</b> | <b>4.19</b>      | <b>34</b> | <b>97.0%</b> | <b>315,000</b> | <b>1.6%</b>  | <b>331,472</b> | <b>2.5%</b>  |
| Jan-14        | 137          | -10%        | 360          | 22%        | 0.38        | 840          | 28%        | 6.13             | 54        | 96.5%        | 312,000        | 0.6%         | 329,283        | 5.0%         |
| Feb-14        | 168          | 1%          | 347          | -6%        | 0.48        | 904          | 21%        | 5.38             | 40        | 97.2%        | 298,450        | -8.9%        | 316,649        | -4.4%        |
| Mar-14        | 203          | -9%         | 500          | 18%        | 0.41        | 1,042        | 25%        | 5.13             | 43        | 97.0%        | 320,000        | 1.6%         | 353,871        | 5.9%         |
| Apr-14        | 296          | 17%         | 617          | 29%        | 0.48        | 1,175        | 33%        | 3.97             | 37        | 97.2%        | 324,750        | 3.0%         | 334,225        | -1.5%        |
| May-14        | 320          | 0%          | 679          | 0%         | 0.47        | 1,373        | 26%        | 4.29             | 33        | 96.7%        | 323,000        | -1.4%        | 339,458        | -0.9%        |
| Jun-14        | 267          | -12%        | 588          | 4%         | 0.45        | 1,489        | 27%        | 5.58             | 35        | 96.8%        | 312,700        | -0.7%        | 323,748        | -1.2%        |
| Jul-14        | 311          | -1%         | 531          | -10%       | 0.59        | 1,465        | 16%        | 4.71             | 41        | 96.6%        | 325,000        | 1.6%         | 341,210        | 5.1%         |
| Aug-14        | 249          | -16%        | 499          | -5%        | 0.50        | 1,458        | 16%        | 5.86             | 47        | 96.5%        | 310,000        | -4.6%        | 320,516        | -4.7%        |
| Sep-14        | 296          | 15%         | 545          | 14%        | 0.54        | 1,389        | 10%        | 4.69             | 44        | 96.3%        | 314,000        | -0.6%        | 332,781        | 1.0%         |
| Oct-14        | 245          | 1%          | 442          | 6%         | 0.55        | 1,275        | 11%        | 5.20             | 41        | 95.6%        | 316,000        | 3.6%         | 344,917        | 3.9%         |
| Nov-14        | 180          | -9%         | 302          | 1%         | 0.60        | 1,132        | 11%        | 6.29             | 47        | 95.8%        | 297,000        | -3.5%        | 315,960        | -7.6%        |
| Dec-14        | 158          | 1%          | 236          | 56%        | 0.67        | 919          | 20%        | 5.82             | 43        | 95.8%        | 299,000        | 1.4%         | 325,882        | 4.9%         |
| <b>2014</b>   | <b>2,830</b> | <b>-2%</b>  | <b>5,646</b> | <b>7%</b>  | <b>0.50</b> | <b>1,205</b> | <b>20%</b> | <b>5.11</b>      | <b>41</b> | <b>96.5%</b> | <b>315,000</b> | <b>0.0%</b>  | <b>332,663</b> | <b>0.4%</b>  |
| Jan-15        | 123          | -10%        | 338          | -6%        | 0.36        | 953          | 13%        | 7.75             | 54        | 95.4%        | 312,000        | 0.0%         | 316,401        | -3.9%        |
| Feb-15        | 154          | -8%         | 361          | 4%         | 0.43        | 1,000        | 11%        | 6.49             | 46        | 96.0%        | 311,000        | 4.2%         | 321,158        | 1.4%         |
| Mar-15        | 194          | -4%         | 519          | 4%         | 0.37        | 1,141        | 10%        | 5.88             | 41        | 96.3%        | 305,770        | -4.4%        | 316,619        | -10.5%       |
| Apr-15        | 249          | -16%        | 591          | -4%        | 0.42        | 1,311        | 12%        | 5.27             | 39        | 96.7%        | 337,500        | 3.9%         | 358,418        | 7.2%         |
| May-15        | 263          | -18%        | 615          | -9%        | 0.43        | 1,471        | 7%         | 5.59             | 38        | 96.8%        | 315,000        | -2.5%        | 331,477        | -2.4%        |
| Jun-15        | 321          | 20%         | 533          | -9%        | 0.60        | 1,446        | -3%        | 4.50             | 34        | 96.6%        | 330,000        | 5.5%         | 333,361        | 3.0%         |
| Jul-15        | 261          | -16%        | 492          | -7%        | 0.53        | 1,434        | -2%        | 5.49             | 44        | 96.7%        | 320,000        | -1.5%        | 334,928        | -1.8%        |
| Aug-15        | 235          | -6%         | 413          | -17%       | 0.57        | 1,365        | -6%        | 5.81             | 43        | 96.2%        | 315,000        | 1.6%         | 338,889        | 5.7%         |
| Sep-15        | 242          | -18%        | 459          | -16%       | 0.53        | 1,307        | -6%        | 5.40             | 48        | 95.9%        | 310,000        | -1.3%        | 319,082        | -4.1%        |
| Oct-15        | 212          | -13%        | 337          | -24%       | 0.63        | 1,159        | -9%        | 5.47             | 48        | 95.6%        | 310,000        | -1.9%        | 335,390        | -2.8%        |
| Nov-15        | 171          | -5%         | 312          | 3%         | 0.55        | 1,056        | -7%        | 6.18             | 51        | 95.6%        | 303,000        | 2.0%         | 331,247        | 4.8%         |
| Dec-15        | 130          | -18%        | 183          | -22%       | 0.71        | 877          | -5%        | 6.75             | 56        | 95.9%        | 289,000        | -3.3%        | 297,284        | -8.8%        |
| <b>2015</b>   | <b>2,555</b> | <b>-10%</b> | <b>5,153</b> | <b>-9%</b> | <b>0.50</b> | <b>1,210</b> | <b>0%</b>  | <b>5.68</b>      | <b>44</b> | <b>96.2%</b> | <b>315,000</b> | <b>0.0%</b>  | <b>330,293</b> | <b>-0.7%</b> |
| Jan-16        | 104          | -15%        | 308          | -9%        | 0.34        | 939          | -1%        | 9.03             | 55        | 95.9%        | 319,200        | 2.3%         | 319,200        | 0.9%         |
| Feb-16        | 162          | 5%          | 380          | 5%         | 0.43        | 1,002        | 0%         | 6.19             | 49        | 96.0%        | 305,250        | -1.8%        | 324,357        | 1.0%         |
| Mar-16        | 211          | 9%          | 459          | -12%       | 0.46        | 1,079        | -5%        | 5.11             | 44        | 96.3%        | 310,000        | 1.4%         | 332,906        | 5.1%         |
| Apr-16        | 225          | -10%        | 513          | -13%       | 0.44        | 1,184        | -10%       | 5.26             | 39        | 96.5%        | 324,000        | -4.0%        | 343,863        | -4.1%        |
| May-16        | 294          | 12%         | 586          | -5%        | 0.50        | 1,287        | -13%       | 4.38             | 37        | 96.8%        | 329,500        | 4.6%         | 343,331        | 3.6%         |
| Jun-16        | 326          | 2%          | 566          | 6%         | 0.58        | 1,328        | -8%        | 4.07             | 34        | 96.9%        | 346,000        | 4.8%         | 352,115        | 5.6%         |
| Jul-16        | 236          | -10%        | 432          | -12%       | 0.55        | 1,336        | -7%        | 5.66             | 38        | 96.6%        | 315,500        | -1.4%        | 337,467        | 0.8%         |
| Aug-16        | 303          | 29%         | 466          | 13%        | 0.65        | 1,284        | -6%        | 4.24             | 38        | 96.5%        | 320,000        | 1.6%         | 338,691        | -0.1%        |
| Sep-16        | 241          | 0%          | 432          | -6%        | 0.56        | 1,228        | -6%        | 5.10             | 40        | 96.6%        | 315,000        | 1.6%         | 320,601        | 0.5%         |
| Oct-16        | 203          | -4%         | 294          | -13%       | 0.69        | 1,081        | -7%        | 5.33             | 42        | 96.2%        | 295,000        | -4.8%        | 309,797        | -7.6%        |
| Nov-16        | 182          | 6%          | 320          | 3%         | 0.57        | 1,031        | -2%        | 5.66             | 48        | 95.9%        | 290,000        | -4.3%        | 305,143        | -7.9%        |
| Dec-16        | 107          | -18%        | 196          | 7%         | 0.55        | 853          | -3%        | 7.97             | 51        | 96.3%        | 328,000        | 13.5%        | 345,926        | 16.4%        |
| <b>2016</b>   | <b>2,594</b> | <b>2%</b>   | <b>4,952</b> | <b>-4%</b> | <b>0.52</b> | <b>1,136</b> | <b>-6%</b> | <b>5.26</b>      | <b>41</b> | <b>96.5%</b> | <b>317,550</b> | <b>0.8%</b>  | <b>333,097</b> | <b>0.8%</b>  |
| Jan-17        | 129          | 24%         | 338          | 10%        | 0.38        | 912          | -3%        | 7.07             | 46        | 96.3%        | 290,000        | -9.1%        | 308,157        | -3.5%        |
| Feb-17        | 124          | -23%        | 333          | -12%       | 0.37        | 981          | -2%        | 7.91             | 44        | 96.5%        | 304,200        | -0.3%        | 319,327        | -1.6%        |
| Mar-17        | 207          | -2%         | 514          | 12%        | 0.40        | 1,117        | 4%         | 5.40             | 46        | 96.8%        | 312,800        | 0.9%         | 330,041        | -0.9%        |
| Apr-17        | 222          | -1%         | 543          | 6%         | 0.41        | 1,271        | 7%         | 5.73             | 36        | 96.4%        | 326,000        | 0.6%         | 339,598        | -1.2%        |
| May-17        | 290          | -1%         | 660          | 13%        | 0.44        | 1,462        | 14%        | 5.04             | 33        | 97.0%        | 314,250        | -4.6%        | 336,445        | -2.0%        |
| Jun-17        | 277          | -15%        | 631          | 11%        | 0.44        | 1,598        | 20%        | 5.77             | 37        | 96.7%        | 318,800        | -7.9%        | 334,775        | -4.9%        |
| Jul-17        | 236          | 0%          | 412          | -5%        | 0.57        | 1,567        | 17%        | 6.64             | 44        | 96.2%        | 308,000        | -2.4%        | 329,336        | -2.4%        |
| Aug-17        | 271          | -11%        | 523          | 12%        | 0.52        | 1,599        | 25%        | 5.90             | 51        | 96.5%        | 344,000        | 7.5%         | 352,895        | 4.2%         |
| Sep-17        | 227          | -6%         | 412          | -5%        | 0.55        | 1,509        | 23%        | 6.65             | 60        | 96.1%        | 308,000        | -2.2%        | 325,975        | 1.7%         |
| Oct-17        | 183          | -10%        | 379          | 29%        | 0.48        | 1,376        | 27%        | 7.52             | 54        | 95.8%        | 296,000        | 0.3%         | 304,016        | -1.9%        |
| Nov-17        | 160          | -12%        | 279          | -13%       | 0.57        | 1,215        | 18%        | 7.59             | 60        | 95.9%        | 305,000        | 5.2%         | 338,425        | 10.9%        |
| Dec-17        | 124          | 16%         | 218          | 11%        | 0.57        | 1,037        | 22%        | 8.36             | 70        | 95.6%        | 285,000        | -13.1%       | 302,451        | -12.6%       |
| <b>2017</b>   | <b>2,450</b> | <b>-6%</b>  | <b>5,242</b> | <b>6%</b>  | <b>0.47</b> | <b>1,304</b> | <b>15%</b> | <b>6.39</b>      | <b>47</b> | <b>96.4%</b> | <b>312,000</b> | <b>-1.7%</b> | <b>329,796</b> | <b>-1.0%</b> |
| Jan-18        | 119          | -8%         | 356          | 5%         | 0.33        | 1,068        | 17%        | 8.97             | 68        | 95.4%        | 289,900        | 0.0%         | 311,238        | 1.0%         |
| Feb-18        | 141          | 14%         | 360          | 8%         | 0.39        | 1,133        | 15%        | 8.04             | 54        | 95.6%        | 312,000        | 2.6%         | 322,774        | 1.1%         |
| Mar-18        | 158          | -24%        | 500          | -3%        | 0.32        | 1,323        | 18%        | 8.37             | 63        | 96.1%        | 280,500        | -10.3%       | 310,830        | -5.8%        |
| Apr-18        | 204          | -8%         | 521          | -4%        | 0.39        | 1,486        | 17%        | 7.28             | 56        | 96.4%        | 301,200        | -7.6%        | 325,031        | -4.3%        |
| May-18        | 274          | -6%         | 710          | 8%         | 0.39        | 1,731        | 18%        | 6.32             | 50        | 96.7%        | 314,000        | -0.1%        | 330,699        | -1.7%        |
| Jun-18        | 266          | -4%         | 553          | -12%       | 0.48        | 1,762        | 10%        | 6.62             | 58        | 95.9%        | 310,000        | -2.8%        | 332,308        | -0.7%        |
| Jul-18        | 242          | 3%          | 461          | 12%        | 0.52        | 1,745        | 11%        | 7.21             | 56        | 95.9%        | 306,500        | -0.5%        | 315,150        | -4.3%        |
| Aug-18        | 245          | -10%        | 483          | -8%        | 0.51        | 1,737        | 9%         | 7.09             | 64        | 96.1%        | 300,000        | -12.8%       | 321,925        | -8.8%        |
| Sep-18        | 187          | -18%        | 373          | -9%        | 0.50        | 1,660        | 10%        | 8.88             | 66        | 95.9%        | 310,000        | 0.6%         | 317,273        | -2.7%        |
| Oct-18        | 203          | 11%         | 395          | 4%         | 0.51        | 1,524        | 11%        | 7.51             | 65        | 95.6%        | 295,000        | -0.3%        | 304,873        | 0.3%         |
| Nov-18        | 188          | 18%         | 267          | -4%        | 0.70        | 1,353        | 11%        | 7.20             | 71        | 94.9%        | 297,750        | -2.4%        | 313,306        | -7.4%        |
| Dec-18        | 80           | -35%        | 149          | -32%       | 0.54        | 1,113        | 7%         | 13.91            | 64        | 95.3%        | 303,750        | 6.6%         | 304,835        | 0.8%         |
| <b>2018</b>   | <b>2,307</b> | <b>-6%</b>  | <b>5,128</b> | <b>-2%</b> | <b>0.45</b> | <b>1,470</b> | <b>13%</b> | <b>7.64</b>      | <b>60</b> | <b>95.9%</b> | <b>305,000</b> | <b>-2.2%</b> | <b>319,296</b> | <b>-3.2%</b> |

| REGINA REGION |              |             |              |            |             |              |             |                  |           |              |                |               |                |               |
|---------------|--------------|-------------|--------------|------------|-------------|--------------|-------------|------------------|-----------|--------------|----------------|---------------|----------------|---------------|
|               | Sales        | Y/Y%        | New Listings | Y/Y%       | S/NL Ratio  | Inventory    | Y/Y%        | Months of Supply | DOM       | SP/LP        | Median Price   | Y/Y%          | Average Price  | Y/Y%          |
| Jan-19        | 132          | 11%         | 325          | -9%        | 0.41        | 1,159        | 9%          | 8.78             | 75        | 94.8%        | 295,000        | 1.8%          | 301,961        | -3.0%         |
| Feb-19        | 150          | 6%          | 265          | -26%       | 0.57        | 1,135        | 0%          | 7.57             | 73        | 95.7%        | 315,000        | 1.0%          | 323,106        | 0.1%          |
| Mar-19        | 185          | 17%         | 459          | -8%        | 0.40        | 1,216        | -8%         | 6.57             | 78        | 95.4%        | 280,000        | -0.2%         | 300,557        | -3.3%         |
| Apr-19        | 267          | 31%         | 586          | 12%        | 0.46        | 1,364        | -8%         | 5.11             | 63        | 96.0%        | 300,000        | -0.4%         | 313,467        | -3.6%         |
| May-19        | 257          | -6%         | 609          | -14%       | 0.42        | 1,553        | -10%        | 6.04             | 48        | 96.4%        | 314,500        | 0.2%          | 336,205        | 1.7%          |
| Jun-19        | 226          | -15%        | 475          | -14%       | 0.48        | 1,618        | -8%         | 7.16             | 53        | 96.1%        | 297,250        | -4.1%         | 308,201        | -7.3%         |
| Jul-19        | 225          | -7%         | 471          | 2%         | 0.48        | 1,656        | -5%         | 7.36             | 57        | 95.2%        | 290,000        | -5.4%         | 317,042        | 0.6%          |
| Aug-19        | 233          | -5%         | 383          | -21%       | 0.61        | 1,623        | -7%         | 6.97             | 59        | 95.7%        | 302,000        | 0.7%          | 316,258        | -1.8%         |
| Sep-19        | 242          | 29%         | 375          | 1%         | 0.65        | 1,500        | -10%        | 6.20             | 61        | 96.0%        | 328,750        | 6.0%          | 330,062        | 4.0%          |
| Oct-19        | 195          | -4%         | 340          | -14%       | 0.57        | 1,362        | -11%        | 6.98             | 70        | 95.7%        | 295,000        | 0.0%          | 321,161        | 5.3%          |
| Nov-19        | 128          | -32%        | 232          | -13%       | 0.55        | 1,251        | -8%         | 9.77             | 63        | 95.4%        | 302,500        | 1.6%          | 305,155        | -2.6%         |
| Dec-19        | 127          | 59%         | 146          | -2%        | 0.87        | 1,004        | -10%        | 7.91             | 73        | 94.7%        | 275,000        | -9.5%         | 285,891        | -6.2%         |
| <b>2019</b>   | <b>2,367</b> | <b>3%</b>   | <b>4,666</b> | <b>-9%</b> | <b>0.51</b> | <b>1,370</b> | <b>-7%</b>  | <b>6.95</b>      | <b>63</b> | <b>95.7%</b> | <b>300,000</b> | <b>-1.6%</b>  | <b>315,409</b> | <b>-1.2%</b>  |
| Jan-20        | 87           | -34%        | 300          | -8%        | 0.29        | 1,092        | -6%         | 12.55            | 75        | 95.8%        | 303,300        | 2.8%          | 304,862        | 1.0%          |
| Feb-20        | 141          | -6%         | 325          | 23%        | 0.43        | 1,147        | 1%          | 8.13             | 72        | 96.1%        | 315,000        | 0.0%          | 316,329        | -2.1%         |
| Mar-20        | 196          | 6%          | 402          | -12%       | 0.49        | 1,205        | -1%         | 6.15             | 64        | 96.1%        | 320,500        | 14.5%         | 329,326        | 9.6%          |
| Apr-20        | 144          | -46%        | 291          | -50%       | 0.49        | 1,144        | -16%        | 7.94             | 65        | 94.9%        | 274,000        | -8.7%         | 302,614        | -3.5%         |
| May-20        | 233          | -9%         | 470          | -23%       | 0.50        | 1,234        | -21%        | 5.30             | 60        | 96.0%        | 299,900        | -4.6%         | 308,383        | -8.3%         |
| Jun-20        | 383          | 69%         | 557          | 17%        | 0.69        | 1,247        | -23%        | 3.26             | 59        | 96.7%        | 314,000        | 5.6%          | 332,531        | 7.9%          |
| Jul-20        | 369          | 64%         | 511          | 8%         | 0.72        | 1,253        | -24%        | 3.40             | 50        | 96.8%        | 315,000        | 8.6%          | 322,656        | 1.8%          |
| Aug-20        | 339          | 45%         | 432          | 13%        | 0.78        | 1,222        | -25%        | 3.60             | 51        | 96.5%        | 313,000        | 3.6%          | 335,355        | 6.0%          |
| Sep-20        | 342          | 41%         | 452          | 21%        | 0.76        | 1,177        | -22%        | 3.44             | 57        | 96.8%        | 314,500        | -4.3%         | 343,090        | 3.9%          |
| Oct-20        | 276          | 42%         | 344          | 1%         | 0.80        | 1,039        | -24%        | 3.76             | 59        | 96.5%        | 305,950        | 3.7%          | 316,313        | -1.5%         |
| Nov-20        | 226          | 77%         | 275          | 19%        | 0.82        | 923          | -26%        | 4.08             | 56        | 95.9%        | 310,000        | 2.5%          | 318,606        | 4.4%          |
| Dec-20        | 180          | 42%         | 205          | 40%        | 0.88        | 756          | -25%        | 4.20             | 55        | 96.5%        | 296,000        | 7.6%          | 296,811        | 3.8%          |
| <b>2020</b>   | <b>2,916</b> | <b>23%</b>  | <b>4,564</b> | <b>-2%</b> | <b>0.64</b> | <b>1,120</b> | <b>-18%</b> | <b>4.61</b>      | <b>58</b> | <b>96.4%</b> | <b>308,000</b> | <b>2.7%</b>   | <b>322,798</b> | <b>2.3%</b>   |
| Jan-21        | 153          | 76%         | 261          | -13%       | 0.59        | 765          | -30%        | 5.00             | 53        | 96.2%        | 280,000        | -7.7%         | 293,432        | -3.7%         |
| Feb-21        | 203          | 44%         | 339          | 4%         | 0.60        | 811          | -29%        | 4.00             | 53        | 97.5%        | 303,000        | -3.8%         | 322,497        | 1.9%          |
| Mar-21        | 347          | 77%         | 604          | 50%        | 0.57        | 938          | -22%        | 2.70             | 38        | 98.2%        | 336,000        | 4.8%          | 344,509        | 4.6%          |
| Apr-21        | 378          | 163%        | 606          | 108%       | 0.62        | 1,060        | -7%         | 2.80             | 38        | 98.5%        | 345,000        | 25.9%         | 368,226        | 21.7%         |
| May-21        | 395          | 70%         | 580          | 23%        | 0.68        | 1,134        | -8%         | 2.87             | 37        | 98.4%        | 334,000        | 11.4%         | 355,482        | 15.3%         |
| Jun-21        | 405          | 6%          | 581          | 4%         | 0.70        | 1,175        | -6%         | 2.90             | 40        | 98.2%        | 330,000        | 5.1%          | 352,784        | 6.1%          |
| Jul-21        | 340          | -8%         | 485          | -5%        | 0.70        | 1,188        | -5%         | 3.49             | 39        | 97.6%        | 324,500        | 3.0%          | 341,164        | 5.7%          |
| Aug-21        | 284          | -16%        | 460          | 6%         | 0.62        | 1,189        | -3%         | 4.19             | 44        | 97.7%        | 348,950        | 11.5%         | 364,925        | 8.8%          |
| Sep-21        | 262          | -23%        | 424          | -6%        | 0.62        | 1,167        | -1%         | 4.45             | 49        | 97.6%        | 341,000        | 8.4%          | 354,002        | 3.2%          |
| Oct-21        | 245          | -11%        | 377          | 10%        | 0.65        | 1,111        | 7%          | 4.53             | 46        | 97.0%        | 337,000        | 10.1%         | 352,135        | 11.3%         |
| Nov-21        | 274          | 21%         | 270          | -2%        | 1.01        | 940          | 2%          | 3.43             | 55        | 96.9%        | 296,500        | -4.4%         | 322,635        | 1.3%          |
| Dec-21        | 181          | 1%          | 167          | -19%       | 1.08        | 726          | -4%         | 4.01             | 59        | 96.9%        | 310,000        | 4.7%          | 342,777        | 15.5%         |
| <b>2021</b>   | <b>3,467</b> | <b>19%</b>  | <b>5,154</b> | <b>13%</b> | <b>0.67</b> | <b>1,017</b> | <b>-9%</b>  | <b>3.52</b>      | <b>44</b> | <b>97.7%</b> | <b>328,000</b> | <b>6.5%</b>   | <b>346,550</b> | <b>7.4%</b>   |
| Jan-22        | 145          | -5%         | 246          | -6%        | 0.59        | 742          | -3%         | 5.12             | 68        | 96.1%        | 306,150        | 9.3%          | 344,360        | 17.4%         |
| Feb-22        | 227          | 12%         | 314          | -7%        | 0.72        | 742          | -9%         | 3.27             | 49        | 97.6%        | 285,500        | -5.8%         | 328,582        | 1.9%          |
| Mar-22        | 293          | -16%        | 457          | -24%       | 0.64        | 793          | -15%        | 2.71             | 48        | 98.2%        | 329,900        | -1.8%         | 358,020        | 3.9%          |
| Apr-22        | 321          | -15%        | 545          | -10%       | 0.59        | 914          | -14%        | 2.85             | 37        | 99.0%        | 341,316        | -1.1%         | 361,492        | -1.8%         |
| May-22        | 387          | -2%         | 646          | 11%        | 0.60        | 1,060        | -7%         | 2.74             | 34        | 99.3%        | 350,000        | 4.8%          | 375,015        | 5.5%          |
| Jun-22        | 382          | -6%         | 606          | 4%         | 0.63        | 1,153        | -2%         | 3.02             | 33        | 98.5%        | 338,000        | 2.4%          | 355,112        | 0.7%          |
| Jul-22        | 308          | -9%         | 489          | 1%         | 0.63        | 1,206        | 2%          | 3.92             | 38        | 97.8%        | 335,000        | 3.2%          | 364,891        | 7.0%          |
| Aug-22        | 280          | -1%         | 396          | -14%       | 0.71        | 1,161        | -2%         | 4.15             | 45        | 96.8%        | 323,500        | -7.3%         | 344,348        | -5.6%         |
| Sep-22        | 269          | 3%          | 402          | -5%        | 0.67        | 1,091        | -7%         | 4.06             | 53        | 96.6%        | 306,000        | -10.3%        | 321,793        | -9.1%         |
| Oct-22        | 239          | -2%         | 308          | -18%       | 0.78        | 984          | -11%        | 4.12             | 52        | 96.6%        | 300,000        | -11.0%        | 317,518        | -9.8%         |
| Nov-22        | 168          | -39%        | 278          | 3%         | 0.60        | 915          | -3%         | 5.45             | 49        | 97.2%        | 285,000        | -3.9%         | 306,654        | -5.0%         |
| Dec-22        | 123          | -32%        | 130          | -22%       | 0.95        | 694          | -4%         | 5.64             | 54        | 95.4%        | 270,000        | -12.9%        | 276,762        | -19.3%        |
| <b>2022</b>   | <b>3,142</b> | <b>-9%</b>  | <b>4,817</b> | <b>-7%</b> | <b>0.65</b> | <b>955</b>   | <b>-6%</b>  | <b>3.65</b>      | <b>44</b> | <b>97.8%</b> | <b>322,450</b> | <b>-1.7%</b>  | <b>344,703</b> | <b>-0.5%</b>  |
| Jan-23        | 109          | -25%        | 272          | 11%        | 0.40        | 734          | -1%         | 6.73             | 67        | 95.6%        | 260,000        | -15.1%        | 283,247        | -17.7%        |
| Feb-23        |              |             |              |            |             |              |             |                  |           |              |                |               |                |               |
| Mar-23        |              |             |              |            |             |              |             |                  |           |              |                |               |                |               |
| Apr-23        |              |             |              |            |             |              |             |                  |           |              |                |               |                |               |
| May-23        |              |             |              |            |             |              |             |                  |           |              |                |               |                |               |
| Jun-23        |              |             |              |            |             |              |             |                  |           |              |                |               |                |               |
| Jul-23        |              |             |              |            |             |              |             |                  |           |              |                |               |                |               |
| Aug-23        |              |             |              |            |             |              |             |                  |           |              |                |               |                |               |
| Sep-23        |              |             |              |            |             |              |             |                  |           |              |                |               |                |               |
| Oct-23        |              |             |              |            |             |              |             |                  |           |              |                |               |                |               |
| Nov-23        |              |             |              |            |             |              |             |                  |           |              |                |               |                |               |
| Dec-23        |              |             |              |            |             |              |             |                  |           |              |                |               |                |               |
| <b>2023</b>   | <b>109</b>   | <b>-25%</b> | <b>272</b>   | <b>11%</b> | <b>0.40</b> | <b>734</b>   | <b>-1%</b>  | <b>6.73</b>      | <b>67</b> | <b>95.6%</b> | <b>260,000</b> | <b>-15.1%</b> | <b>283,247</b> | <b>-17.7%</b> |



Saskatoon reported 201 sales in January, relatively consistent with long-term trends for the month. While higher lending rates are impacting sales, a lack of new listings and low inventory levels also remain a challenge. New listings eased to 415 in January, the lowest level since 2008 and over 35 per cent below levels typically seen this time of year. As seen in other areas of the province, inventory declines have been mostly concentrated in the more affordable segment of the market.

Saskatoon reported a benchmark price of \$366,000 in January, up nearly two per cent compared to January 2022 and above the \$336,600 reported in January 2021.

**SALES**

**201**

↓ 17.3% Y/Y 17.3% YTD  
10-year average spread

6.0% ↓ 6.0% ↓

**NEW LISTINGS**

**415**

↓ 3.5% Y/Y 3.5% YTD  
10-year average spread

32.0% ↓ 32.0% ↓

**INVENTORY**

**868**

↓ 4.2% Y/Y Monthly trend\*  
10-year average spread

35.6% ↓ 35.6% ↓

**MONTHS OF SUPPLY**

**4.32**

↑ 15.8% Y/Y Monthly trend\*  
10-year average spread

34.1% ↓ 34.1% ↓



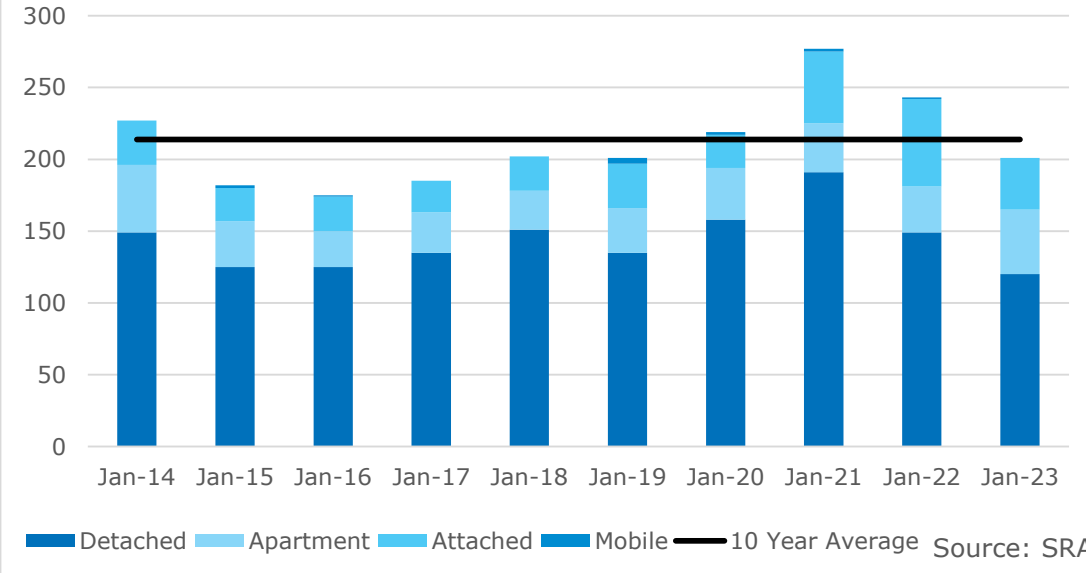
**TOTAL RESIDENTIAL BENCHMARK PRICE**

**\$ 366,000**

↑ 1.7% Y/Y

Monthly trend\*

**Monthly Sales Comparison**





## January 2023

|                          | Sales      |             | New Listings |            | Inventory  |            | Months of Supply |            | DOM       | Benchmark        |           | Avg Price        |            |
|--------------------------|------------|-------------|--------------|------------|------------|------------|------------------|------------|-----------|------------------|-----------|------------------|------------|
|                          | Actual     | Y/Y%        | Actual       | Y/Y%       | Actual     | Y/Y%       | Actual           | Y/Y%       | Actual    | Actual           | Y/Y%      | Actual           | Y/Y%       |
| Detached                 | 120        | -19%        | 237          | 2%         | 494        | 22%        | 4.12             | 52%        | 47        | \$397,600        | 1%        | \$415,305        | -2%        |
| Attached                 | 36         | -41%        | 91           | 7%         | 168        | -13%       | 4.67             | 47%        | 47        | -                | -         | \$306,259        | 4%         |
| Apartment                | 45         | 41%         | 84           | -26%       | 199        | -35%       | 4.42             | -54%       | 88        | \$234,700        | 12%       | \$199,991        | -1%        |
| Mobile                   | 0          | -100%       | 3            | -          | 7          | 250%       | -                | -          | -         | -                | -         | -                | -          |
| <b>Total Residential</b> | <b>201</b> | <b>-17%</b> | <b>415</b>   | <b>-3%</b> | <b>868</b> | <b>-4%</b> | <b>4.32</b>      | <b>16%</b> | <b>56</b> | <b>\$366,000</b> | <b>2%</b> | <b>\$347,570</b> | <b>-3%</b> |

## 10-Year Averages

|                   | Sales |       | New Listings |       | Inventory |       | Months of Supply |       | DOM | Benchmark |       | Avg Price |       |
|-------------------|-------|-------|--------------|-------|-----------|-------|------------------|-------|-----|-----------|-------|-----------|-------|
|                   | Avg   | %Diff | Avg          | %Diff | Avg       | %Diff | Avg              | %Diff | Avg | Avg       | %Diff | Avg       | %Diff |
| Total Residential | 214   | -6%   | 610          | -32%  | 1,348     | -36%  | 6.55             | -34%  | 55  | \$329,800 | 11%   | \$342,169 | 2%    |

## Year-to-Date January 2023

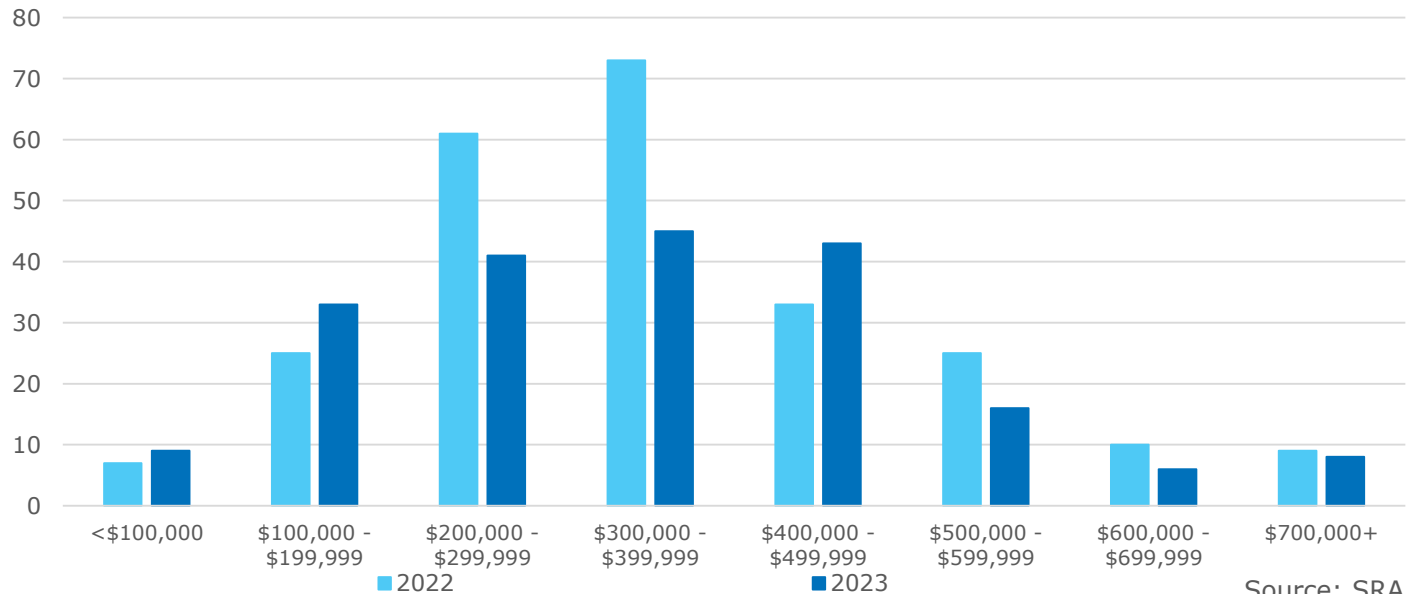
|                          | Sales      |             | New Listings |            | Inventory  |            | Months of Supply |            | DOM       | Benchmark        |           | Avg Price        |            |
|--------------------------|------------|-------------|--------------|------------|------------|------------|------------------|------------|-----------|------------------|-----------|------------------|------------|
|                          | Actual     | Y/Y%        | Actual       | Y/Y%       | Actual     | Y/Y%       | Actual           | Y/Y%       | Actual    | Actual           | Y/Y%      | Actual           | Y/Y%       |
| Detached                 | 120        | -19%        | 237          | 2%         | 494        | 22%        | 4.12             | 52%        | 47        | \$397,600        | 1%        | \$415,305        | -2%        |
| Attached                 | 36         | -41%        | 91           | 7%         | 168        | -13%       | 4.67             | 47%        | 47        | -                | -         | \$306,259        | 4%         |
| Apartment                | 45         | 41%         | 84           | -26%       | 199        | -35%       | 4.42             | -54%       | 88        | \$234,700        | 12%       | \$199,991        | -1%        |
| Mobile                   | 0          | -100%       | 3            | -          | 7          | 250%       | -                | -          | -         | -                | -         | -                | -          |
| <b>Total Residential</b> | <b>201</b> | <b>-17%</b> | <b>415</b>   | <b>-3%</b> | <b>868</b> | <b>-4%</b> | <b>4.32</b>      | <b>16%</b> | <b>56</b> | <b>\$366,000</b> | <b>2%</b> | <b>\$347,570</b> | <b>-3%</b> |

## 10-Year Averages

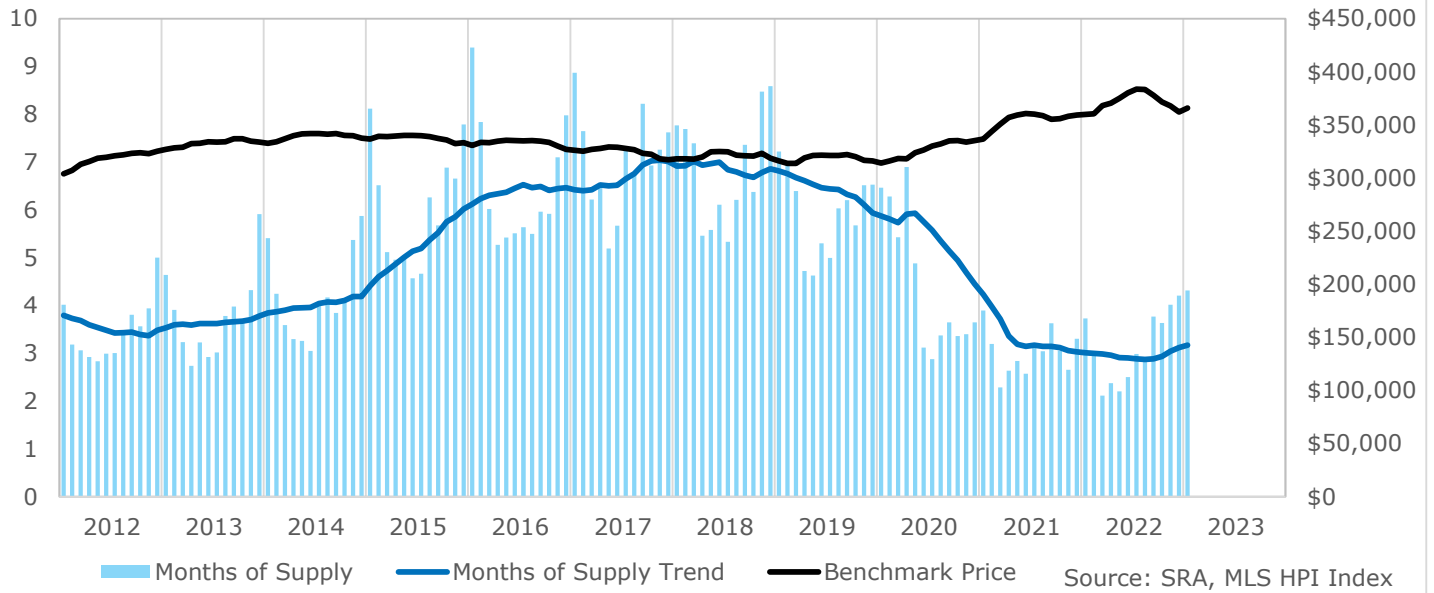
|                   | Sales |       | New Listings |       | Inventory |       | Months of Supply |       | DOM | Benchmark |       | Avg Price |       |
|-------------------|-------|-------|--------------|-------|-----------|-------|------------------|-------|-----|-----------|-------|-----------|-------|
|                   | Avg   | %Diff | Avg          | %Diff | Avg       | %Diff | Avg              | %Diff | Avg | Avg       | %Diff | Avg       | %Diff |
| Total Residential | 214   | -6%   | 610          | -32%  | 1,348     | -36%  | 6.55             | -34%  | 55  | \$329,800 | 11%   | \$342,169 | 2%    |

## Residential Sales by Price Range

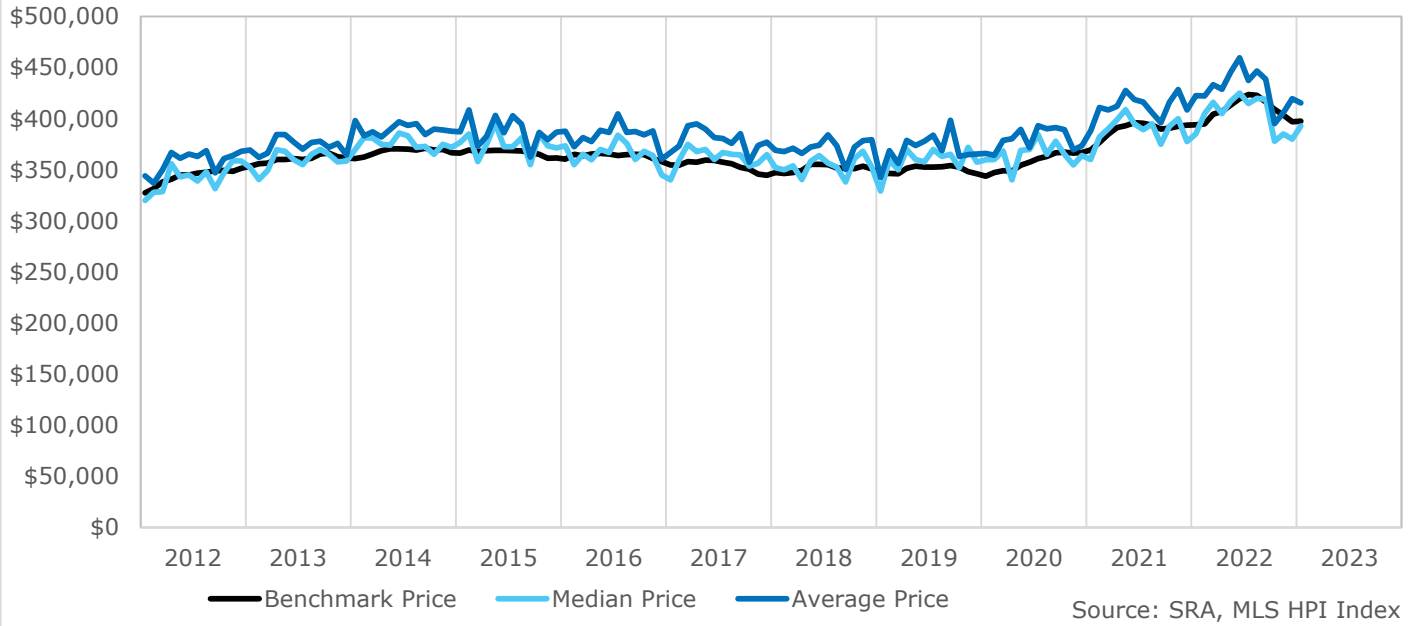
YTD-JAN



**Residential Months of Supply and Price**



**Single Family Pricing**

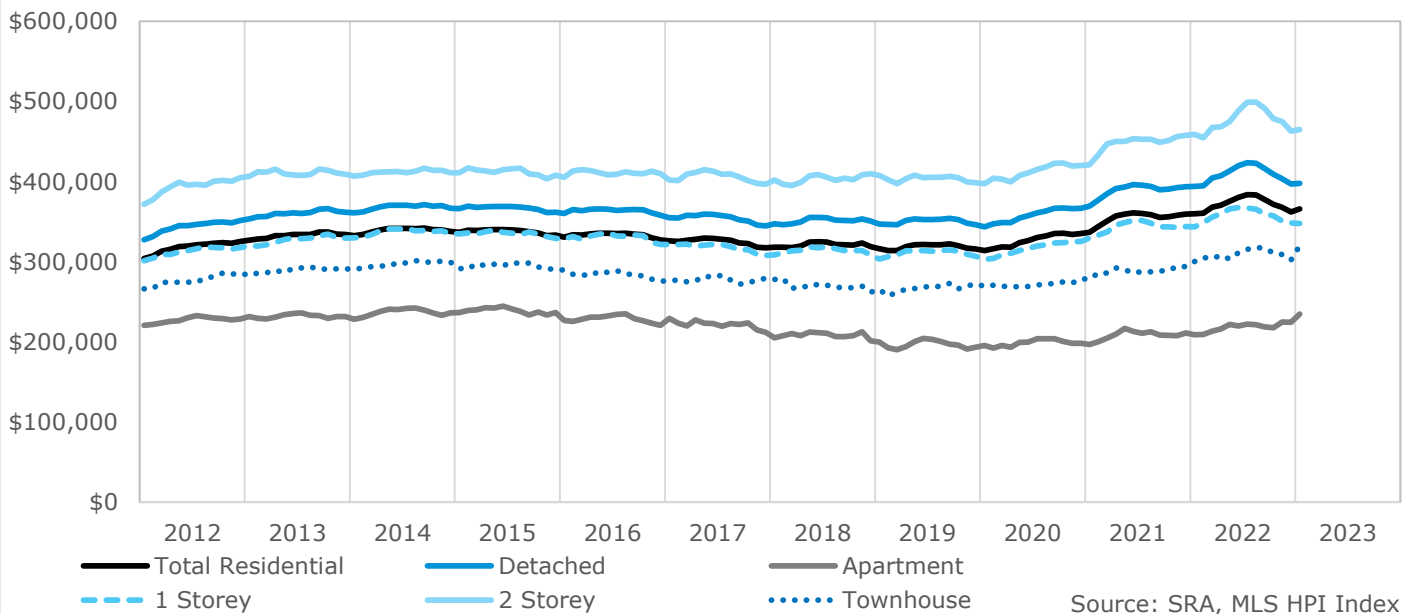


## HPI Benchmark Attributes

|                                            | Composite              | Apartment              | Townhouse              |
|--------------------------------------------|------------------------|------------------------|------------------------|
| Bedrooms, Above Ground                     | 3                      | 2                      | 3                      |
| Bathrooms, Full                            | 2                      | 1                      | 2                      |
| Bathrooms, Half                            | 0                      | 0                      | 1                      |
| Garage                                     | Attached, Single width | Attached, Single width | Attached, Single width |
| Gross Living Area, Above Ground (Sq. Ft.)  | 1181                   | 942                    | 1114                   |
| Lot Size                                   | -                      | -                      | -                      |
| Fireplaces, Number of                      | 0                      | 0                      | 0                      |
| Year Built                                 | 1985                   | 1995                   | 2008                   |
| January 2023 Benchmark Price               | \$366,000              | \$234,700              | \$320,100              |
| Single Family Share of Sales, Last 3 Years | 75%                    |                        |                        |
| Apartment Share of Sales, Last 3 Years     | 14%                    |                        |                        |
| Townhouse Share of Sales, Last 3 Years     | 11%                    |                        |                        |

|                                            | Single Family          | 1 Storey               | 2 Storey               |
|--------------------------------------------|------------------------|------------------------|------------------------|
| Bedrooms, Above Ground                     | 3                      | 3                      | 3                      |
| Bathrooms, Full                            | 2                      | 2                      | 2                      |
| Bathrooms, Half                            | 0                      | 0                      | 1                      |
| Garage                                     | Attached, Double width | Attached, Single width | Attached, Double width |
| Gross Living Area, Above Ground (Sq. Ft.)  | 1243                   | 1112                   | 1539                   |
| Lot Size                                   | 5700                   | 5925                   | 5445                   |
| Fireplaces, Number of                      | 0                      | 0                      | 0                      |
| Year Built                                 | 1979                   | 1971                   | 1999                   |
| January 2023 Benchmark Price               | \$397,600              | \$347,800              | \$465,000              |
| Share of Total Sales, Last 3 Years         | 75%                    | 43%                    | 32%                    |
| Share of Single Family Sales, Last 3 Years | 100%                   | 58%                    | 42%                    |

## Benchmark Price



| SASKATOON   |              |             |              |            |             |              |            |                  |           |              |                 |              |                |              |                |              |            |
|-------------|--------------|-------------|--------------|------------|-------------|--------------|------------|------------------|-----------|--------------|-----------------|--------------|----------------|--------------|----------------|--------------|------------|
|             | Sales        | Y/Y%        | New Listings | Y/Y%       | S/NL Ratio  | Inventory    | Y/Y%       | Months of Supply | DOM       | SP/LP        | Benchmark Price | Y/Y%         | Median Price   | Y/Y%         | Average Price  | Y/Y%         | Index      |
| Jan-13      | 223          | -10%        | 579          | 12%        | 0.39        | 1,035        | 4%         | 4.64             | 45        | 98.2%        | 326,900         | 7.5%         | 325,000        | 5.5%         | 337,625        | 5.7%         | 250        |
| Feb-13      | 267          | -18%        | 479          | -16%       | 0.56        | 1,043        | 0%         | 3.91             | 39        | 98.7%        | 328,500         | 6.9%         | 308,500        | -0.5%        | 329,711        | 5.6%         | 252        |
| Mar-13      | 346          | -5%         | 617          | -5%        | 0.56        | 1,118        | 0%         | 3.23             | 37        | 98.4%        | 329,100         | 5.1%         | 318,750        | 2.8%         | 334,868        | 0.6%         | 252        |
| Apr-13      | 432          | 5%          | 758          | 3%         | 0.57        | 1,182        | -2%        | 2.74             | 34        | 98.1%        | 332,500         | 5.4%         | 339,950        | 0.9%         | 357,725        | 4.2%         | 255        |
| May-13      | 427          | -8%         | 906          | 12%        | 0.47        | 1,379        | 4%         | 3.23             | 30        | 98.3%        | 332,700         | 4.4%         | 339,900        | 7.9%         | 356,616        | 5.9%         | 255        |
| Jun-13      | 472          | 7%          | 760          | 4%         | 0.62        | 1,380        | 5%         | 2.92             | 40        | 98.3%        | 334,200         | 4.6%         | 328,200        | 4.2%         | 351,157        | 5.0%         | 256        |
| Jul-13      | 465          | 5%          | 795          | 11%        | 0.58        | 1,403        | 5%         | 3.02             | 35        | 98.1%        | 333,900         | 4.0%         | 324,900        | 3.1%         | 341,838        | 2.5%         | 256        |
| Aug-13      | 381          | 0%          | 750          | 21%        | 0.51        | 1,440        | 9%         | 3.78             | 39        | 98.1%        | 334,100         | 3.8%         | 337,000        | 3.7%         | 343,148        | 0.9%         | 256        |
| Sep-13      | 360          | 8%          | 749          | 28%        | 0.48        | 1,433        | 13%        | 3.98             | 39        | 97.9%        | 336,900         | 4.2%         | 327,000        | 5.5%         | 343,111        | 5.0%         | 258        |
| Oct-13      | 378          | 12%         | 709          | 18%        | 0.53        | 1,389        | 15%        | 3.67             | 37        | 97.7%        | 337,000         | 4.0%         | 338,950        | 6.1%         | 345,026        | 2.8%         | 258        |
| Nov-13      | 294          | 5%          | 473          | 5%         | 0.62        | 1,271        | 15%        | 4.32             | 52        | 97.3%        | 334,600         | 3.6%         | 319,920        | -5.2%        | 344,763        | -0.6%        | 256        |
| Dec-13      | 186          | 2%          | 334          | 33%        | 0.56        | 1,100        | 21%        | 5.91             | 48        | 97.8%        | 333,900         | 2.6%         | 330,450        | 3.3%         | 343,202        | 1.5%         | 256        |
| <b>2013</b> | <b>4,231</b> | <b>0%</b>   | <b>7,909</b> | <b>9%</b>  | <b>0.53</b> | <b>1,264</b> | <b>7%</b>  | <b>3.59</b>      | <b>39</b> | <b>98.1%</b> | <b>332,858</b>  | <b>4.7%</b>  | <b>329,500</b> | <b>3.9%</b>  | <b>345,208</b> | <b>3.4%</b>  | <b>255</b> |
| Jan-14      | 228          | 2%          | 639          | 10%        | 0.36        | 1,233        | 19%        | 5.41             | 51        | 97.7%        | 332,700         | 1.8%         | 331,250        | 1.9%         | 354,497        | 5.0%         | 255        |
| Feb-14      | 299          | 12%         | 578          | 21%        | 0.52        | 1,270        | 22%        | 4.25             | 43        | 97.8%        | 334,100         | 1.7%         | 337,400        | 9.4%         | 350,692        | 6.4%         | 256        |
| Mar-14      | 386          | 12%         | 772          | 25%        | 0.50        | 1,385        | 24%        | 3.59             | 44        | 98.2%        | 337,000         | 2.4%         | 349,900        | 9.8%         | 353,242        | 5.5%         | 258        |
| Apr-14      | 455          | 5%          | 886          | 17%        | 0.51        | 1,501        | 27%        | 3.30             | 41        | 98.1%        | 339,800         | 2.2%         | 341,000        | 0.3%         | 353,550        | -1.2%        | 260        |
| May-14      | 498          | 17%         | 954          | 5%         | 0.52        | 1,623        | 18%        | 3.26             | 36        | 97.7%        | 341,500         | 2.6%         | 336,800        | -0.9%        | 355,677        | -0.3%        | 262        |
| Jun-14      | 533          | 13%         | 917          | 21%        | 0.58        | 1,625        | 18%        | 3.05             | 33        | 97.9%        | 341,800         | 2.3%         | 350,000        | 6.6%         | 360,974        | 2.8%         | 262        |
| Jul-14      | 424          | -9%         | 945          | 19%        | 0.45        | 1,695        | 21%        | 4.00             | 37        | 97.9%        | 341,800         | 2.4%         | 351,500        | 8.2%         | 364,439        | 6.6%         | 262        |
| Aug-14      | 403          | 6%          | 779          | 4%         | 0.52        | 1,679        | 17%        | 4.17             | 42        | 97.8%        | 341,300         | 2.2%         | 335,000        | -0.6%        | 352,862        | 2.8%         | 261        |
| Sep-14      | 431          | 20%         | 910          | 21%        | 0.47        | 1,658        | 16%        | 3.85             | 40        | 97.8%        | 341,900         | 1.5%         | 342,000        | 4.6%         | 355,084        | 3.5%         | 262        |
| Oct-14      | 385          | 2%          | 776          | 9%         | 0.50        | 1,593        | 15%        | 4.14             | 44        | 97.7%        | 340,100         | 0.9%         | 345,000        | 1.8%         | 361,381        | 4.7%         | 260        |
| Nov-14      | 292          | -1%         | 611          | 29%        | 0.48        | 1,568        | 23%        | 5.37             | 40        | 97.6%        | 339,900         | 1.6%         | 349,900        | 9.4%         | 360,187        | 4.5%         | 260        |
| Dec-14      | 216          | 16%         | 345          | 3%         | 0.63        | 1,269        | 15%        | 5.88             | 48        | 97.6%        | 337,700         | 1.1%         | 337,000        | 2.0%         | 348,543        | 1.6%         | 259        |
| <b>2014</b> | <b>4,550</b> | <b>8%</b>   | <b>9,112</b> | <b>15%</b> | <b>0.50</b> | <b>1,508</b> | <b>19%</b> | <b>3.98</b>      | <b>40</b> | <b>97.8%</b> | <b>339,133</b>  | <b>1.9%</b>  | <b>342,000</b> | <b>3.8%</b>  | <b>356,436</b> | <b>3.3%</b>  | <b>260</b> |
| Jan-15      | 183          | -20%        | 731          | 14%        | 0.25        | 1,486        | 21%        | 8.12             | 55        | 98.0%        | 336,800         | 1.2%         | 330,000        | -0.4%        | 354,724        | 0.1%         | 258        |
| Feb-15      | 241          | -19%        | 659          | 14%        | 0.37        | 1,571        | 24%        | 6.52             | 49        | 97.9%        | 339,400         | 1.6%         | 338,000        | 0.2%         | 364,554        | 4.0%         | 260        |
| Mar-15      | 349          | -10%        | 888          | 15%        | 0.39        | 1,785        | 29%        | 5.11             | 50        | 97.9%        | 339,000         | 0.6%         | 330,000        | -5.7%        | 340,420        | -3.6%        | 260        |
| Apr-15      | 397          | -13%        | 961          | 8%         | 0.41        | 1,968        | 31%        | 4.96             | 45        | 98.0%        | 339,600         | -0.1%        | 342,500        | 0.4%         | 350,853        | -0.8%        | 260        |
| May-15      | 419          | -16%        | 1,001        | 5%         | 0.42        | 2,087        | 29%        | 4.98             | 44        | 98.0%        | 340,100         | -0.4%        | 355,800        | 5.6%         | 366,474        | 3.0%         | 260        |
| Jun-15      | 464          | -13%        | 1,022        | 11%        | 0.45        | 2,121        | 31%        | 4.57             | 42        | 97.9%        | 340,100         | -0.5%        | 350,000        | 0.0%         | 361,328        | 0.1%         | 260        |
| Jul-15      | 446          | 5%          | 925          | -2%        | 0.48        | 2,082        | 23%        | 4.67             | 48        | 97.4%        | 339,900         | -0.6%        | 345,000        | -1.8%        | 359,395        | -1.4%        | 260        |
| Aug-15      | 328          | -19%        | 847          | 9%         | 0.39        | 2,053        | 22%        | 6.26             | 50        | 97.4%        | 338,900         | -0.7%        | 348,425        | 4.0%         | 352,239        | -0.2%        | 260        |
| Sep-15      | 362          | -16%        | 973          | 7%         | 0.37        | 2,056        | 24%        | 5.68             | 44        | 97.3%        | 337,400         | -1.3%        | 330,000        | -3.5%        | 333,524        | -6.1%        | 258        |
| Oct-15      | 291          | -24%        | 782          | 1%         | 0.37        | 2,004        | 26%        | 6.89             | 50        | 97.4%        | 336,000         | -1.2%        | 346,500        | 0.4%         | 354,713        | -1.8%        | 257        |
| Nov-15      | 281          | -4%         | 639          | 5%         | 0.44        | 1,870        | 19%        | 6.65             | 51        | 97.4%        | 332,500         | -2.2%        | 350,000        | 0.0%         | 360,679        | 0.1%         | 255        |
| Dec-15      | 196          | -9%         | 402          | 17%        | 0.49        | 1,527        | 20%        | 7.79             | 53        | 97.1%        | 333,400         | -1.3%        | 342,500        | 1.6%         | 352,417        | 1.1%         | 255        |
| <b>2015</b> | <b>3,957</b> | <b>-13%</b> | <b>9,830</b> | <b>8%</b>  | <b>0.40</b> | <b>1,884</b> | <b>25%</b> | <b>5.71</b>      | <b>48</b> | <b>97.7%</b> | <b>337,758</b>  | <b>-0.4%</b> | <b>343,000</b> | <b>0.3%</b>  | <b>354,380</b> | <b>-0.6%</b> | <b>259</b> |
| Jan-16      | 175          | -4%         | 688          | -6%        | 0.25        | 1,644        | 11%        | 9.39             | 50        | 96.9%        | 330,700         | -1.8%        | 335,000        | 1.5%         | 352,959        | -0.5%        | 253        |
| Feb-16      | 230          | -5%         | 728          | 10%        | 0.32        | 1,803        | 15%        | 7.84             | 53        | 96.7%        | 333,700         | -1.7%        | 323,000        | -4.4%        | 332,342        | -8.8%        | 256        |
| Mar-16      | 314          | -10%        | 840          | -5%        | 0.37        | 1,891        | 6%         | 6.02             | 47        | 97.2%        | 333,200         | -1.7%        | 333,950        | 1.2%         | 349,115        | 2.6%         | 255        |
| Apr-16      | 382          | -4%         | 953          | -1%        | 0.40        | 2,014        | 2%         | 5.27             | 46        | 97.7%        | 334,700         | -1.4%        | 330,800        | -3.4%        | 343,528        | -2.1%        | 256        |
| May-16      | 394          | -6%         | 973          | -3%        | 0.40        | 2,137        | 2%         | 5.42             | 42        | 97.2%        | 335,600         | -1.3%        | 336,200        | -5.5%        | 354,334        | -3.3%        | 257        |
| Jun-16      | 393          | -15%        | 951          | -7%        | 0.41        | 2,167        | 2%         | 5.51             | 47        | 97.6%        | 335,400         | -1.4%        | 336,000        | -4.0%        | 353,599        | -2.1%        | 257        |
| Jul-16      | 373          | -16%        | 792          | -14%       | 0.47        | 2,102        | 1%         | 5.64             | 49        | 97.1%        | 335,000         | -1.4%        | 345,000        | 0.0%         | 367,366        | 2.2%         | 257        |
| Aug-16      | 375          | 14%         | 837          | -1%        | 0.45        | 2,061        | 0%         | 5.50             | 50        | 97.1%        | 335,400         | -1.0%        | 335,000        | -3.9%        | 352,718        | 0.1%         | 257        |
| Sep-16      | 325          | -10%        | 789          | -19%       | 0.41        | 1,938        | -6%        | 5.96             | 51        | 97.3%        | 334,600         | -0.8%        | 344,900        | 4.5%         | 353,382        | 6.0%         | 256        |
| Oct-16      | 314          | 8%          | 769          | -2%        | 0.41        | 1,858        | -7%        | 5.92             | 50        | 97.0%        | 333,500         | -0.7%        | 330,000        | -4.8%        | 343,280        | -3.2%        | 255        |
| Nov-16      | 251          | -11%        | 657          | 3%         | 0.38        | 1,782        | -5%        | 7.10             | 49        | 96.9%        | 330,000         | -0.8%        | 337,000        | -3.7%        | 350,389        | -2.9%        | 253        |
| Dec-16      | 189          | -4%         | 397          | -1%        | 0.48        | 1,508        | -1%        | 7.98             | 49        | 96.8%        | 327,100         | -1.9%        | 335,000        | -2.2%        | 341,071        | -3.2%        | 251        |
| <b>2016</b> | <b>3,715</b> | <b>-6%</b>  | <b>9,374</b> | <b>-5%</b> | <b>0.40</b> | <b>1,909</b> | <b>1%</b>  | <b>6.17</b>      | <b>48</b> | <b>97.2%</b> | <b>333,242</b>  | <b>-1.3%</b> | <b>335,000</b> | <b>-2.3%</b> | <b>350,464</b> | <b>-1.1%</b> | <b>255</b> |
| Jan-17      | 187          | 7%          | 726          | 6%         | 0.26        | 1,658        | 1%         | 8.87             | 54        | 96.8%        | 326,200         | -1.4%        | 320,000        | -4.5%        | 341,573        | -3.2%        | 250        |
| Feb-17      | 227          | -1%         | 622          | -15%       | 0.36        | 1,736        | -4%        | 7.65             | 54        | 96.7%        | 325,300         | -2.5%        | 320,000        | -0.9%        | 338,785        | 1.9%         | 249        |
| Mar-17      | 310          | -1%         | 855          | 2%         | 0.36        | 1,927        | 2%         | 6.22             | 48        | 97.1%        | 326,900         | -1.9%        | 322,825        | -3.3%        | 345,210        | -1.1%        | 250        |
| Apr-17      | 317          | -17%        | 854          | -10%       | 0.37        | 2,066        | 3%         | 6.52             | 49        | 97.4%        | 327,800         | -2.1%        | 339,900        | 2.8%         | 361,445        | 5.2%         | 251        |
| May-17      | 423          | 7%          | 1,039        | 7%         | 0.41        | 2,198        | 3%         | 5.20             | 48        | 97.1%        | 329,400         | -1.8%        | 344,000        | 2.3%         | 354,289        | 0.0%         | 252        |
| Jun-17      | 394          | 0%          | 960          | 1%         | 0.41        | 2,235        | 3%         | 5.67             | 44        | 97.2%        | 329,000         | -1.9%        | 330,500        | -1.6%        | 350,319        | -0.9%        | 252        |
| Jul-17      | 313          | -16%        | 800          | 1%         | 0.39        | 2,264        | 8%         | 7.23             | 48        | 96.7%        | 327,800         | -2.1%        | 325,000        | -5.8%        | 343,068        | -6.6%        | 251        |
| Aug-17      | 330          | -12%        | 812          | -3%        | 0.41        | 2,228        | 8%         | 6.75             | 54        | 97.2%        | 326,700         | -2.6%        | 334,200        | -0.2%        | 338,158        | -4.1%        | 250        |
| Sep-17      | 261          | -20%        | 780          | -1%        | 0.33        | 2,146        | 11%        | 8.22             | 53        | 96.7%        | 323,300         | -3.4%        | 322,000        | -6.6%        | 344,198        | -2.6%        | 248        |
| Oct-17      | 290          | -8%         | 721          | -6%        | 0.40        | 2,009        | 8%         | 6.93             | 52        | 96.8%        | 322,500         | -3.3%        | 330,000        | 0.0%         | 329,992        | -3.9%        | 247        |
| Nov-17      | 261          | 4%          | 587          | -11%       | 0.44        | 1,895        | 6%         | 7.26             | 56        | 96.4%        | 318,200         | -3.6%        | 320,000        | -5.0%        | 341,301        | -2.6%        | 244        |
| Dec-17      | 204          | 8%          | 324          | -18%       | 0.63        | 1,555        | 3%         | 7.62             | 60        | 96.0%        | 317,300         | -3.0%        | 323,500        | -3.4%        | 338,463        | -0.8%        | 243        |
| <b>2017</b> | <b>3,517</b> | <b>-5%</b>  | <b>9,080</b> | <b>-3%</b> | <b>0.39</b> | <b>1,993</b> | <b>4%</b>  | <b>6.80</b>      | <b>51</b> | <b>96.9%</b> | <b>325,033</b>  | <b>-2.5%</b> | <b>329,000</b> | <b>-1.8%</b> | <b>344,866</b> | <b>-1.6%</b> | <b>249</b> |
| Jan-18      | 202          | 8%          | 622          | -14%       | 0.32        | 1,569        | -5%        | 7.77             | 66        | 96.6%        | 318,200         | -2.5%        | 330,000        | 3.1%         | 344,720        | 0.9%         | 244        |
| Feb-18      | 210          | -7%         | 526          | -15%       | 0.40        | 1,615        | -7%        | 7.69             | 57        | 96.4%        | 318,000         | -2.2%        | 320,000        | 0.0%         | 330,549        | -2.4%        | 244        |
| Mar-18      | 233          | -25%        | 671          | -22%       | 0.35        | 1,722        | -11%       | 7.39             | 64        | 96.7%        | 317,800         | -2.8%        | 317,500        | -1.6%        | 328,208        | -4.9%        | 243        |
| Apr-18      | 337          | 6%          | 794          | -7%        | 0.42        | 1,841        | -11%       | 5.46             | 52        | 96.8%        | 319,800         | -2.4%        | 320,000        | -5.9%        | 338,170        | -6.4%        | 245        |
| May-18      | 364          | -14%        | 944          | -9%        | 0.39        | 2,031        | -8%        | 5.58             | 46        | 97.0%        | 324,700         | -1.4%        | 320,000        | -7.0%        | 332,543        | -6.1%        | 249        |
| Jun-18      | 351          | -11%        | 877          | -9%        | 0.40        | 2,145        | -4%        | 6.11             | 47        | 97.0%        | 325,000         | -1.2%        | 320,909        | -2.9%        | 331,459        | -5.4%        | 249        |
| Jul-18      | 390          | 25%         | 712          | -11%       | 0.55        | 2,080        | -8%        | 5.33             | 46        | 97.0%        | 324,600         | -1.0%        | 324,950        | 0.0%         | 337,667        | -1.6%        | 249        |
| Aug-18      | 330          | 0%          | 760          | -6%        | 0.43        | 2,050        | -8%        | 6.21</           |           |              |                 |              |                |              |                |              |            |

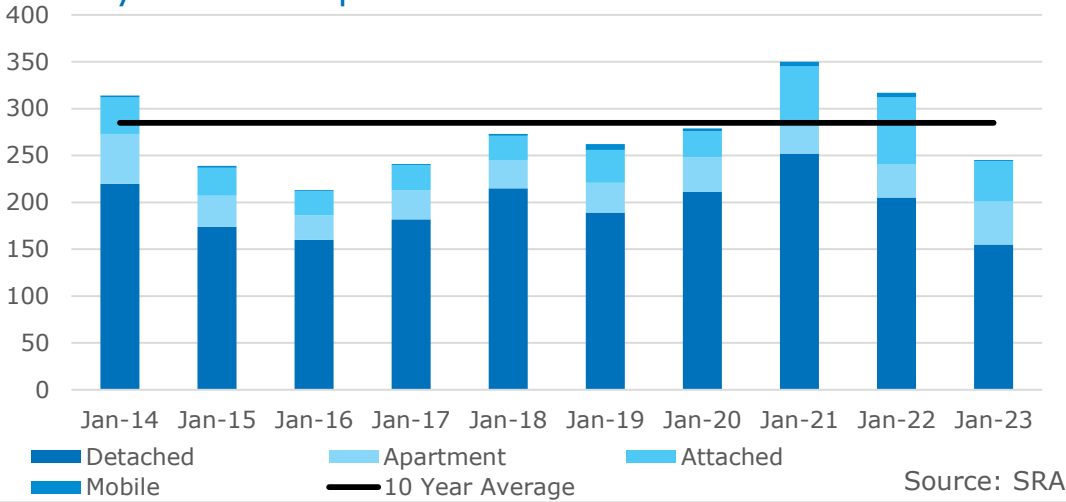
| SASKATOON   |              |             |              |             |             |              |             |                  |           |              |                 |              |                |              |                |              |            |
|-------------|--------------|-------------|--------------|-------------|-------------|--------------|-------------|------------------|-----------|--------------|-----------------|--------------|----------------|--------------|----------------|--------------|------------|
|             | Sales        | Y/Y%        | New Listings | Y/Y%        | S/NL Ratio  | Inventory    | Y/Y%        | Months of Supply | DOM       | SP/LP        | Benchmark Price | Y/Y%         | Median Price   | Y/Y%         | Average Price  | Y/Y%         | Index      |
| Jan-19      | 201          | 0%          | 556          | -11%        | 0.36        | 1,452        | -7%         | 7.22             | 60        | 95.8%        | 316,100         | -0.7%        | 285,000        | -13.6%       | 301,368        | -12.6%       | 242        |
| Feb-19      | 211          | 0%          | 481          | -9%         | 0.44        | 1,475        | -9%         | 6.99             | 56        | 97.0%        | 313,900         | -1.3%        | 321,900        | 0.6%         | 338,268        | 2.3%         | 240        |
| Mar-19      | 257          | 10%         | 703          | 5%          | 0.37        | 1,643        | -5%         | 6.39             | 57        | 96.7%        | 313,800         | -1.3%        | 317,000        | -0.2%        | 316,737        | -3.5%        | 240        |
| Apr-19      | 378          | 12%         | 777          | -2%         | 0.49        | 1,786        | -3%         | 4.72             | 56        | 97.0%        | 318,900         | -0.3%        | 332,000        | 3.8%         | 342,842        | 1.4%         | 244        |
| May-19      | 421          | 16%         | 916          | -3%         | 0.46        | 1,949        | -4%         | 4.63             | 47        | 97.2%        | 321,300         | -1.0%        | 326,000        | 1.9%         | 334,016        | 0.4%         | 246        |
| Jun-19      | 375          | 7%          | 789          | -10%        | 0.48        | 1,987        | -7%         | 5.30             | 49        | 96.7%        | 321,600         | -1.0%        | 320,000        | -0.3%        | 338,142        | 2.0%         | 246        |
| Jul-19      | 390          | 0%          | 752          | 6%          | 0.52        | 1,948        | -6%         | 4.99             | 52        | 96.8%        | 321,300         | -1.0%        | 316,000        | -2.8%        | 331,757        | -1.8%        | 246        |
| Aug-19      | 325          | -2%         | 727          | -4%         | 0.45        | 1,961        | -4%         | 6.03             | 56        | 96.8%        | 321,200         | -0.1%        | 309,000        | -2.4%        | 323,110        | -2.5%        | 246        |
| Sep-19      | 307          | 13%         | 720          | 11%         | 0.43        | 1,904        | -5%         | 6.20             | 55        | 96.6%        | 322,200         | 0.4%         | 329,900        | 4.7%         | 350,946        | 9.8%         | 247        |
| Oct-19      | 304          | 6%          | 599          | 1%          | 0.51        | 1,725        | -5%         | 5.67             | 53        | 97.0%        | 320,000         | -0.2%        | 302,500        | -4.4%        | 318,022        | -2.0%        | 245        |
| Nov-19      | 243          | 19%         | 451          | -16%        | 0.54        | 1,584        | -8%         | 6.52             | 57        | 96.8%        | 316,800         | -2.0%        | 325,000        | -2.4%        | 332,945        | -2.8%        | 243        |
| Dec-19      | 203          | 23%         | 304          | -3%         | 0.67        | 1,325        | -6%         | 6.53             | 65        | 96.3%        | 316,000         | -0.9%        | 316,635        | -2.6%        | 333,857        | -1.2%        | 242        |
| <b>2019</b> | <b>3,615</b> | <b>8%</b>   | <b>7,775</b> | <b>-3%</b>  | <b>0.46</b> | <b>1,728</b> | <b>-6%</b>  | <b>5.74</b>      | <b>54</b> | <b>96.8%</b> | <b>318,592</b>  | <b>-0.8%</b> | <b>318,000</b> | <b>-0.6%</b> | <b>331,359</b> | <b>-0.5%</b> | <b>244</b> |
| Jan-20      | 219          | 9%          | 571          | 3%          | 0.38        | 1,416        | -2%         | 6.47             | 64        | 96.9%        | 314,000         | -0.7%        | 319,500        | 12.1%        | 326,278        | 8.3%         | 240        |
| Feb-20      | 230          | 9%          | 468          | -3%         | 0.49        | 1,444        | -2%         | 6.28             | 72        | 96.5%        | 316,200         | 0.7%         | 318,750        | -1.0%        | 320,249        | -5.3%        | 242        |
| Mar-20      | 273          | 6%          | 602          | -14%        | 0.45        | 1,482        | -10%        | 5.43             | 55        | 97.0%        | 318,400         | 1.5%         | 335,000        | 5.7%         | 346,849        | 9.5%         | 244        |
| Apr-20      | 212          | -44%        | 488          | -37%        | 0.43        | 1,462        | -18%        | 6.90             | 56        | 96.2%        | 318,100         | -0.3%        | 320,000        | -3.6%        | 339,104        | -1.1%        | 244        |
| May-20      | 326          | -23%        | 755          | -18%        | 0.43        | 1,591        | -18%        | 4.88             | 48        | 96.8%        | 323,800         | 0.8%         | 338,000        | 3.7%         | 359,304        | 7.6%         | 248        |
| Jun-20      | 513          | 37%         | 829          | 5%          | 0.62        | 1,599        | -20%        | 3.12             | 42        | 97.4%        | 326,400         | 1.5%         | 329,900        | 3.1%         | 334,937        | -0.9%        | 250        |
| Jul-20      | 547          | 40%         | 816          | 9%          | 0.67        | 1,574        | -19%        | 2.88             | 43        | 97.7%        | 330,200         | 2.8%         | 339,000        | 7.3%         | 350,801        | 5.7%         | 253        |
| Aug-20      | 460          | 42%         | 780          | 7%          | 0.59        | 1,552        | -21%        | 3.37             | 42        | 97.6%        | 332,100         | 3.4%         | 335,500        | 8.6%         | 353,925        | 9.5%         | 254        |
| Sep-20      | 429          | 40%         | 810          | 13%         | 0.53        | 1,566        | -18%        | 3.65             | 40        | 97.4%        | 335,100         | 4.0%         | 345,000        | 4.6%         | 357,935        | 2.0%         | 257        |
| Oct-20      | 429          | 41%         | 622          | 4%          | 0.69        | 1,441        | -16%        | 3.36             | 42        | 97.3%        | 335,400         | 4.8%         | 330,000        | 9.1%         | 351,831        | 10.6%        | 257        |
| Nov-20      | 358          | 47%         | 423          | -6%         | 0.85        | 1,218        | -23%        | 3.40             | 41        | 97.2%        | 333,900         | 5.4%         | 314,500        | -3.2%        | 326,120        | -2.1%        | 256        |
| Dec-20      | 273          | 34%         | 347          | 14%         | 0.79        | 996          | -25%        | 3.65             | 49        | 97.7%        | 335,200         | 6.1%         | 333,000        | 5.2%         | 345,579        | 3.5%         | 257        |
| <b>2020</b> | <b>4,269</b> | <b>18%</b>  | <b>7,511</b> | <b>-3%</b>  | <b>0.57</b> | <b>1,445</b> | <b>-16%</b> | <b>4.06</b>      | <b>47</b> | <b>97.2%</b> | <b>326,567</b>  | <b>2.5%</b>  | <b>330,000</b> | <b>3.8%</b>  | <b>344,560</b> | <b>4.0%</b>  | <b>250</b> |
| Jan-21      | 277          | 26%         | 557          | -2%         | 0.50        | 1,080        | -24%        | 3.90             | 55        | 97.5%        | 336,600         | 7.2%         | 312,000        | -2.3%        | 348,359        | 6.8%         | 258        |
| Feb-21      | 352          | 53%         | 542          | 16%         | 0.65        | 1,125        | -22%        | 3.20             | 43        | 97.9%        | 343,800         | 8.7%         | 340,000        | 6.7%         | 353,542        | 10.4%        | 263        |
| Mar-21      | 567          | 108%        | 926          | 54%         | 0.61        | 1,297        | -12%        | 2.29             | 36        | 98.6%        | 350,700         | 10.1%        | 352,900        | 5.3%         | 362,165        | 4.4%         | 269        |
| Apr-21      | 549          | 159%        | 957          | 96%         | 0.57        | 1,449        | -1%         | 2.64             | 33        | 99.3%        | 357,000         | 12.2%        | 362,500        | 13.3%        | 373,170        | 10.0%        | 273        |
| May-21      | 572          | 75%         | 1,016        | 35%         | 0.56        | 1,626        | 2%          | 2.84             | 34        | 98.8%        | 359,400         | 11.0%        | 369,900        | 9.4%         | 387,139        | 7.7%         | 275        |
| Jun-21      | 605          | 18%         | 825          | 0%          | 0.73        | 1,558        | -3%         | 2.58             | 37        | 98.6%        | 360,800         | 10.5%        | 350,000        | 6.1%         | 364,486        | 8.8%         | 276        |
| Jul-21      | 487          | -11%        | 758          | -7%         | 0.64        | 1,560        | -1%         | 3.20             | 42        | 98.4%        | 360,200         | 9.1%         | 340,000        | 0.3%         | 360,951        | 2.9%         | 276        |
| Aug-21      | 491          | 7%          | 734          | -6%         | 0.67        | 1,494        | -4%         | 3.04             | 40        | 98.1%        | 358,800         | 8.0%         | 330,000        | -1.6%        | 356,673        | 0.8%         | 275        |
| Sep-21      | 396          | -8%         | 651          | -20%        | 0.61        | 1,436        | -8%         | 3.63             | 43        | 97.9%        | 355,200         | 6.0%         | 325,250        | -5.7%        | 341,937        | -4.5%        | 272        |
| Oct-21      | 425          | -1%         | 587          | -6%         | 0.72        | 1,300        | -10%        | 3.06             | 43        | 97.9%        | 356,000         | 6.1%         | 356,500        | 8.0%         | 375,628        | 6.8%         | 273        |
| Nov-21      | 413          | 15%         | 439          | 4%          | 0.94        | 1,098        | -10%        | 2.66             | 47        | 98.0%        | 358,100         | 7.2%         | 365,000        | 16.1%        | 383,855        | 17.7%        | 274        |
| Dec-21      | 267          | -2%         | 293          | -16%        | 0.91        | 882          | -11%        | 3.30             | 45        | 98.1%        | 359,400         | 7.2%         | 345,000        | 3.6%         | 366,132        | 5.9%         | 275        |
| <b>2021</b> | <b>5,401</b> | <b>27%</b>  | <b>8,285</b> | <b>10%</b>  | <b>0.65</b> | <b>1,325</b> | <b>-8%</b>  | <b>2.94</b>      | <b>40</b> | <b>98.4%</b> | <b>354,667</b>  | <b>8.6%</b>  | <b>349,900</b> | <b>6.0%</b>  | <b>365,741</b> | <b>6.1%</b>  | <b>272</b> |
| Jan-22      | 243          | -12%        | 430          | -23%        | 0.57        | 906          | -16%        | 3.73             | 51        | 97.8%        | 359,800         | 6.9%         | 343,900        | 10.2%        | 359,587        | 3.2%         | 276        |
| Feb-22      | 318          | -10%        | 512          | -6%         | 0.62        | 966          | -14%        | 3.04             | 45        | 98.8%        | 360,600         | 4.9%         | 349,950        | 2.9%         | 358,671        | 1.5%         | 276        |
| Mar-22      | 491          | -13%        | 734          | -21%        | 0.67        | 1,039        | -20%        | 2.12             | 42        | 98.9%        | 368,100         | 5.0%         | 358,900        | 1.7%         | 370,137        | 2.2%         | 282        |
| Apr-22      | 461          | -16%        | 665          | -31%        | 0.69        | 1,095        | -24%        | 2.38             | 35        | 99.5%        | 370,400         | 3.8%         | 350,000        | -3.4%        | 365,001        | -2.2%        | 284        |
| May-22      | 537          | -6%         | 857          | -16%        | 0.63        | 1,184        | -27%        | 2.20             | 33        | 99.6%        | 375,200         | 4.4%         | 352,000        | -4.8%        | 376,415        | -2.8%        | 287        |
| Jun-22      | 532          | -12%        | 946          | 15%         | 0.56        | 1,332        | -15%        | 2.50             | 30        | 99.8%        | 380,200         | 5.4%         | 363,500        | 3.9%         | 391,557        | 7.4%         | 291        |
| Jul-22      | 448          | -8%         | 711          | -6%         | 0.63        | 1,339        | -14%        | 2.99             | 31        | 99.1%        | 383,700         | 6.5%         | 336,625        | -1.0%        | 363,504        | 0.7%         | 294        |
| Aug-22      | 440          | -10%        | 658          | -10%        | 0.67        | 1,261        | -16%        | 2.87             | 36        | 98.3%        | 383,300         | 6.8%         | 363,983        | 10.3%        | 380,131        | 6.6%         | 294        |
| Sep-22      | 328          | -17%        | 590          | -9%         | 0.56        | 1,237        | -14%        | 3.77             | 39        | 97.6%        | 377,800         | 6.4%         | 346,600        | 6.6%         | 374,298        | 9.5%         | 289        |
| Oct-22      | 319          | -25%        | 510          | -13%        | 0.63        | 1,159        | -11%        | 3.63             | 41        | 97.2%        | 371,600         | 4.4%         | 322,000        | -9.7%        | 340,466        | -9.4%        | 285        |
| Nov-22      | 267          | -35%        | 418          | -5%         | 0.64        | 1,073        | -2%         | 4.02             | 44        | 97.2%        | 367,800         | 2.7%         | 336,000        | -7.9%        | 350,369        | -8.7%        | 282        |
| Dec-22      | 203          | -24%        | 231          | -21%        | 0.88        | 854          | -3%         | 4.21             | 47        | 96.8%        | 362,100         | 0.8%         | 334,500        | -3.0%        | 369,962        | 1.0%         | 277        |
| <b>2022</b> | <b>4,587</b> | <b>-15%</b> | <b>7,262</b> | <b>-12%</b> | <b>0.63</b> | <b>1,120</b> | <b>-15%</b> | <b>2.93</b>      | <b>38</b> | <b>98.6%</b> | <b>371,717</b>  | <b>4.8%</b>  | <b>349,900</b> | <b>0.0%</b>  | <b>368,873</b> | <b>0.9%</b>  | <b>285</b> |
| Jan-23      | 201          | -17%        | 415          | -3%         | 0.48        | 868          | -4%         | 4.32             | 56        | 97.3%        | 366,000         | 1.7%         | 327,000        | -4.9%        | 347,570        | -3.3%        | 280        |
| Feb-23      |              |             |              |             |             |              |             |                  |           |              |                 |              |                |              |                |              |            |
| Mar-23      |              |             |              |             |             |              |             |                  |           |              |                 |              |                |              |                |              |            |
| Apr-23      |              |             |              |             |             |              |             |                  |           |              |                 |              |                |              |                |              |            |
| May-23      |              |             |              |             |             |              |             |                  |           |              |                 |              |                |              |                |              |            |
| Jun-23      |              |             |              |             |             |              |             |                  |           |              |                 |              |                |              |                |              |            |
| Jul-23      |              |             |              |             |             |              |             |                  |           |              |                 |              |                |              |                |              |            |
| Aug-23      |              |             |              |             |             |              |             |                  |           |              |                 |              |                |              |                |              |            |
| Sep-23      |              |             |              |             |             |              |             |                  |           |              |                 |              |                |              |                |              |            |
| Oct-23      |              |             |              |             |             |              |             |                  |           |              |                 |              |                |              |                |              |            |
| Nov-23      |              |             |              |             |             |              |             |                  |           |              |                 |              |                |              |                |              |            |
| Dec-23      |              |             |              |             |             |              |             |                  |           |              |                 |              |                |              |                |              |            |
| <b>2023</b> | <b>201</b>   | <b>-17%</b> | <b>415</b>   | <b>-3%</b>  | <b>0.48</b> | <b>868</b>   | <b>-4%</b>  | <b>4.32</b>      | <b>56</b> | <b>97.3%</b> | <b>366,000</b>  | <b>1.7%</b>  | <b>327,000</b> | <b>-4.9%</b> | <b>347,570</b> | <b>-3.3%</b> | <b>280</b> |



| SASKATOON   |              |             |              |            |             |              |            |                  |           |              |                 |              |                |              |                |              |            |
|-------------|--------------|-------------|--------------|------------|-------------|--------------|------------|------------------|-----------|--------------|-----------------|--------------|----------------|--------------|----------------|--------------|------------|
|             | Sales        | Y/Y%        | New Listings | Y/Y%       | S/NL Ratio  | Inventory    | Y/Y%       | Months of Supply | DOM       | SP/LP        | Benchmark Price | Y/Y%         | Median Price   | Y/Y%         | Average Price  | Y/Y%         | Index      |
| Jan-13      | 156          | -13%        | 366          | 5%         | 0.43        | 663          | 5%         | 4.25             | 44        | 98.1%        | 353,500         | 8.0%         | 352,450        | 10.1%        | 369,339        | 7.4%         | 256        |
| Feb-13      | 172          | -24%        | 336          | -14%       | 0.51        | 683          | 2%         | 3.97             | 38        | 98.6%        | 355,900         | 7.4%         | 340,500        | 3.8%         | 362,090        | 7.5%         | 258        |
| Mar-13      | 230          | -8%         | 428          | -1%        | 0.54        | 750          | 6%         | 3.26             | 35        | 98.5%        | 356,600         | 5.4%         | 349,500        | 6.4%         | 366,292        | 4.7%         | 258        |
| Apr-13      | 309          | 3%          | 509          | -2%        | 0.61        | 783          | 1%         | 2.53             | 31        | 98.2%        | 360,200         | 5.7%         | 369,661        | 3.8%         | 384,428        | 4.8%         | 261        |
| May-13      | 310          | -10%        | 646          | 13%        | 0.48        | 902          | 8%         | 2.91             | 27        | 98.4%        | 360,000         | 4.4%         | 368,000        | 7.3%         | 384,492        | 6.4%         | 261        |
| Jun-13      | 319          | 5%          | 521          | -2%        | 0.61        | 900          | 3%         | 2.82             | 33        | 98.1%        | 361,000         | 4.6%         | 359,900        | 4.3%         | 377,038        | 3.2%         | 261        |
| Jul-13      | 319          | 2%          | 540          | 11%        | 0.59        | 909          | 4%         | 2.85             | 33        | 98.0%        | 360,200         | 3.9%         | 355,000        | 4.7%         | 370,277        | 2.0%         | 261        |
| Aug-13      | 264          | 3%          | 555          | 29%        | 0.48        | 955          | 10%        | 3.62             | 36        | 98.1%        | 361,200         | 3.9%         | 365,000        | 4.9%         | 376,827        | 2.2%         | 261        |
| Sep-13      | 251          | 1%          | 546          | 28%        | 0.46        | 964          | 15%        | 3.84             | 37        | 97.9%        | 365,500         | 4.7%         | 370,000        | 11.6%        | 377,933        | 8.9%         | 265        |
| Oct-13      | 282          | 18%         | 502          | 21%        | 0.56        | 916          | 16%        | 3.25             | 35        | 97.6%        | 366,300         | 4.8%         | 365,000        | 5.2%         | 371,866        | 3.1%         | 265        |
| Nov-13      | 202          | -3%         | 315          | -1%        | 0.64        | 817          | 15%        | 4.04             | 47        | 97.6%        | 362,800         | 4.1%         | 357,750        | -0.3%        | 375,744        | 3.3%         | 263        |
| Dec-13      | 130          | 20%         | 225          | 32%        | 0.58        | 703          | 16%        | 5.41             | 47        | 97.8%        | 361,700         | 2.9%         | 358,500        | 0.0%         | 364,495        | -1.0%        | 262        |
| <b>2013</b> | <b>2,944</b> | <b>-1%</b>  | <b>5,489</b> | <b>9%</b>  | <b>0.54</b> | <b>829</b>   | <b>8%</b>  | <b>3.38</b>      | <b>36</b> | <b>98.1%</b> | <b>360,408</b>  | <b>5.0%</b>  | <b>360,000</b> | <b>5.9%</b>  | <b>374,664</b> | <b>4.5%</b>  | <b>261</b> |
| Jan-14      | 149          | -4%         | 395          | 8%         | 0.38        | 758          | 14%        | 5.09             | 50        | 97.7%        | 361,100         | 2.1%         | 369,900        | 5.0%         | 397,997        | 7.8%         | 261        |
| Feb-14      | 200          | 16%         | 379          | 13%        | 0.53        | 761          | 11%        | 3.81             | 41        | 97.5%        | 362,300         | 1.8%         | 381,500        | 12.0%        | 383,195        | 5.8%         | 262        |
| Mar-14      | 258          | 12%         | 528          | 23%        | 0.49        | 858          | 14%        | 3.33             | 41        | 98.3%        | 365,500         | 2.5%         | 380,950        | 9.0%         | 387,126        | 5.7%         | 265        |
| Apr-14      | 300          | -3%         | 593          | 17%        | 0.51        | 930          | 19%        | 3.10             | 37        | 97.9%        | 368,700         | 2.4%         | 375,000        | 1.4%         | 382,195        | -0.6%        | 267        |
| May-14      | 339          | 9%          | 653          | 1%         | 0.52        | 1,018        | 13%        | 3.00             | 33        | 97.9%        | 370,400         | 2.9%         | 374,000        | 1.6%         | 389,434        | 1.3%         | 268        |
| Jun-14      | 370          | 16%         | 611          | 17%        | 0.61        | 1,006        | 12%        | 2.72             | 31        | 98.0%        | 370,500         | 2.6%         | 386,000        | 7.3%         | 397,053        | 5.3%         | 268        |
| Jul-14      | 286          | -10%        | 653          | 21%        | 0.44        | 1,070        | 18%        | 3.74             | 32        | 97.9%        | 370,300         | 2.8%         | 383,200        | 7.9%         | 393,345        | 6.2%         | 268        |
| Aug-14      | 269          | 2%          | 580          | 5%         | 0.46        | 1,084        | 14%        | 4.03             | 40        | 97.9%        | 369,400         | 2.3%         | 371,900        | 1.9%         | 395,272        | 4.9%         | 267        |
| Sep-14      | 303          | 21%         | 646          | 18%        | 0.47        | 1,067        | 11%        | 3.52             | 37        | 97.9%        | 371,200         | 1.6%         | 373,000        | 0.8%         | 384,462        | 1.7%         | 269        |
| Oct-14      | 279          | -1%         | 525          | 5%         | 0.53        | 1,004        | 10%        | 3.60             | 38        | 97.6%        | 369,400         | 0.8%         | 365,000        | 0.0%         | 389,706        | 4.8%         | 267        |
| Nov-14      | 197          | -2%         | 372          | 18%        | 0.53        | 942          | 15%        | 4.78             | 36        | 97.8%        | 370,000         | 2.0%         | 374,900        | 4.8%         | 389,053        | 3.5%         | 268        |
| Dec-14      | 140          | 8%          | 218          | -3%        | 0.64        | 744          | 6%         | 5.31             | 43        | 97.3%        | 366,500         | 1.3%         | 372,000        | 3.8%         | 387,861        | 6.4%         | 265        |
| <b>2014</b> | <b>3,090</b> | <b>5%</b>   | <b>6,153</b> | <b>12%</b> | <b>0.50</b> | <b>937</b>   | <b>13%</b> | <b>3.64</b>      | <b>37</b> | <b>97.8%</b> | <b>367,942</b>  | <b>2.1%</b>  | <b>375,000</b> | <b>4.2%</b>  | <b>389,772</b> | <b>4.0%</b>  | <b>266</b> |
| Jan-15      | 125          | -16%        | 452          | 14%        | 0.28        | 858          | 13%        | 6.86             | 51        | 97.7%        | 366,400         | 1.5%         | 376,596        | 1.8%         | 387,253        | -2.7%        | 265        |
| Feb-15      | 161          | -20%        | 416          | 10%        | 0.39        | 889          | 17%        | 5.52             | 42        | 97.8%        | 369,400         | 2.0%         | 385,000        | 0.9%         | 408,469        | 6.6%         | 267        |
| Mar-15      | 241          | -7%         | 575          | 9%         | 0.42        | 1,013        | 18%        | 4.20             | 44        | 97.9%        | 367,700         | 0.6%         | 357,900        | -6.1%        | 373,234        | -3.6%        | 266        |
| Apr-15      | 271          | -10%        | 654          | 10%        | 0.41        | 1,142        | 23%        | 4.21             | 39        | 98.0%        | 368,700         | 0.0%         | 375,000        | 0.0%         | 382,730        | 0.1%         | 267        |
| May-15      | 280          | -17%        | 658          | 1%         | 0.43        | 1,226        | 20%        | 4.38             | 41        | 98.0%        | 369,100         | -0.4%        | 395,500        | 5.7%         | 403,213        | 3.5%         | 267        |
| Jun-15      | 332          | -10%        | 706          | 16%        | 0.47        | 1,278        | 27%        | 3.85             | 38        | 98.0%        | 368,900         | -0.4%        | 372,500        | -3.5%        | 386,377        | -2.7%        | 267        |
| Jul-15      | 298          | 4%          | 583          | -11%       | 0.51        | 1,242        | 16%        | 4.17             | 43        | 97.5%        | 368,800         | -0.4%        | 372,500        | -2.8%        | 403,005        | 2.5%         | 267        |
| Aug-15      | 218          | -19%        | 578          | 0%         | 0.38        | 1,249        | 15%        | 5.73             | 47        | 97.5%        | 368,300         | -0.3%        | 381,250        | 2.5%         | 394,647        | -0.2%        | 267        |
| Sep-15      | 269          | -11%        | 657          | 2%         | 0.41        | 1,209        | 13%        | 4.49             | 38        | 97.3%        | 367,000         | -1.1%        | 355,000        | -4.8%        | 362,455        | -5.7%        | 266        |
| Oct-15      | 202          | -28%        | 512          | -2%        | 0.39        | 1,180        | 18%        | 5.84             | 42        | 97.5%        | 365,000         | -1.2%        | 385,000        | 5.5%         | 386,515        | -0.8%        | 264        |
| Nov-15      | 220          | 12%         | 391          | 5%         | 0.56        | 1,057        | 12%        | 4.80             | 46        | 97.5%        | 361,200         | -2.4%        | 373,450        | -0.4%        | 379,258        | -2.5%        | 261        |
| Dec-15      | 138          | -1%         | 258          | 18%        | 0.53        | 859          | 15%        | 6.22             | 52        | 97.2%        | 361,600         | -1.3%        | 371,250        | -0.2%        | 386,806        | -0.3%        | 262        |
| <b>2015</b> | <b>2,755</b> | <b>-11%</b> | <b>6,440</b> | <b>5%</b>  | <b>0.43</b> | <b>1,100</b> | <b>17%</b> | <b>4.79</b>      | <b>43</b> | <b>97.7%</b> | <b>366,842</b>  | <b>-0.3%</b> | <b>375,000</b> | <b>0.0%</b>  | <b>387,491</b> | <b>-0.6%</b> | <b>265</b> |
| Jan-16      | 125          | 0%          | 407          | -10%       | 0.31        | 905          | 5%         | 7.24             | 44        | 97.0%        | 360,300         | -1.7%        | 373,500        | -0.8%        | 387,646        | 0.1%         | 261        |
| Feb-16      | 153          | -5%         | 428          | 3%         | 0.36        | 974          | 10%        | 6.37             | 53        | 96.5%        | 365,100         | -1.2%        | 355,000        | -7.8%        | 372,416        | -8.8%        | 264        |
| Mar-16      | 226          | -6%         | 550          | -4%        | 0.41        | 1,010        | 0%         | 4.47             | 47        | 97.3%        | 363,700         | -1.1%        | 365,000        | 2.0%         | 381,506        | 2.2%         | 263        |
| Apr-16      | 273          | 1%          | 613          | -6%        | 0.45        | 1,111        | -3%        | 4.07             | 40        | 97.9%        | 365,500         | -0.9%        | 359,900        | -4.0%        | 377,672        | -1.3%        | 265        |
| May-16      | 272          | -3%         | 636          | -3%        | 0.43        | 1,223        | 0%         | 4.50             | 32        | 97.4%        | 366,000         | -0.8%        | 370,000        | -6.4%        | 388,682        | -3.6%        | 265        |
| Jun-16      | 281          | -15%        | 592          | -16%       | 0.47        | 1,216        | -5%        | 4.33             | 42        | 97.7%        | 365,400         | -0.9%        | 367,000        | -1.5%        | 386,557        | 0.0%         | 264        |
| Jul-16      | 262          | -12%        | 506          | -13%       | 0.52        | 1,169        | -6%        | 4.46             | 42        | 97.1%        | 363,900         | -1.3%        | 383,950        | 3.1%         | 404,801        | 0.4%         | 263        |
| Aug-16      | 250          | 15%         | 559          | -3%        | 0.45        | 1,178        | -6%        | 4.71             | 45        | 97.3%        | 364,800         | -1.0%        | 375,750        | -1.4%        | 386,538        | -2.1%        | 264        |
| Sep-16      | 238          | -12%        | 525          | -20%       | 0.45        | 1,098        | -9%        | 4.61             | 43        | 97.3%        | 365,000         | -0.5%        | 360,121        | 1.4%         | 387,557        | 6.9%         | 264        |
| Oct-16      | 217          | 7%          | 513          | 0%         | 0.42        | 1,062        | -10%       | 4.89             | 41        | 97.1%        | 364,700         | -0.1%        | 368,000        | -4.4%        | 384,194        | -0.6%        | 264        |
| Nov-16      | 176          | -20%        | 395          | 1%         | 0.45        | 1,000        | -5%        | 5.68             | 44        | 96.9%        | 361,100         | 0.0%         | 363,950        | -2.5%        | 387,880        | 2.3%         | 261        |
| Dec-16      | 131          | -5%         | 246          | -5%        | 0.53        | 844          | -2%        | 6.44             | 44        | 96.6%        | 358,100         | -1.0%        | 345,000        | -7.1%        | 360,324        | -6.8%        | 259        |
| <b>2016</b> | <b>2,604</b> | <b>-5%</b>  | <b>5,970</b> | <b>-7%</b> | <b>0.44</b> | <b>1,066</b> | <b>-3%</b> | <b>4.91</b>      | <b>43</b> | <b>97.2%</b> | <b>363,633</b>  | <b>-0.9%</b> | <b>368,000</b> | <b>-1.9%</b> | <b>385,128</b> | <b>-0.6%</b> | <b>263</b> |
| Jan-17      | 135          | 8%          | 446          | 10%        | 0.30        | 915          | 1%         | 6.78             | 46        | 97.1%        | 354,800         | -1.5%        | 340,000        | -9.0%        | 366,972        | -5.3%        | 257        |
| Feb-17      | 160          | 5%          | 396          | -7%        | 0.40        | 949          | -3%        | 5.93             | 53        | 96.6%        | 354,500         | -2.9%        | 359,250        | 1.2%         | 373,207        | 0.2%         | 257        |
| Mar-17      | 195          | -14%        | 562          | 2%         | 0.35        | 1,094        | 8%         | 5.61             | 39        | 97.2%        | 358,100         | -1.5%        | 375,000        | 2.7%         | 393,040        | 3.0%         | 259        |
| Apr-17      | 218          | -20%        | 548          | -11%       | 0.40        | 1,148        | 3%         | 5.27             | 43        | 97.8%        | 357,400         | -2.2%        | 367,750        | 2.2%         | 394,731        | 4.5%         | 259        |
| May-17      | 296          | 9%          | 706          | 11%        | 0.42        | 1,266        | 4%         | 4.28             | 43        | 97.4%        | 359,600         | -1.7%        | 370,000        | 0.0%         | 389,928        | 0.3%         | 260        |
| Jun-17      | 285          | 1%          | 619          | 5%         | 0.46        | 1,290        | 6%         | 4.53             | 37        | 97.3%        | 359,100         | -1.7%        | 360,000        | -1.9%        | 381,457        | -1.3%        | 260        |
| Jul-17      | 223          | -15%        | 553          | 9%         | 0.40        | 1,322        | 13%        | 5.93             | 41        | 96.9%        | 357,500         | -1.8%        | 367,000        | -4.4%        | 380,602        | -6.0%        | 259        |
| Aug-17      | 225          | -10%        | 553          | -1%        | 0.41        | 1,316        | 12%        | 5.85             | 45        | 97.5%        | 356,000         | -2.4%        | 365,000        | -2.9%        | 375,842        | -2.8%        | 258        |
| Sep-17      | 182          | -24%        | 539          | 3%         | 0.34        | 1,311        | 19%        | 7.20             | 45        | 97.0%        | 352,300         | -3.5%        | 364,500        | 1.2%         | 385,248        | -0.6%        | 255        |
| Oct-17      | 213          | -2%         | 470          | -8%        | 0.45        | 1,203        | 13%        | 5.65             | 47        | 97.0%        | 350,600         | -3.9%        | 353,500        | -3.9%        | 357,466        | -7.0%        | 254        |
| Nov-17      | 195          | 11%         | 386          | -2%        | 0.51        | 1,108        | 11%        | 5.68             | 52        | 96.6%        | 345,700         | -4.3%        | 356,500        | -2.0%        | 373,756        | -3.6%        | 250        |
| Dec-17      | 144          | 10%         | 190          | -23%       | 0.76        | 888          | 5%         | 6.17             | 58        | 96.2%        | 344,600         | -3.8%        | 364,950        | 5.8%         | 377,163        | 4.7%         | 249        |
| <b>2017</b> | <b>2,471</b> | <b>-5%</b>  | <b>5,968</b> | <b>0%</b>  | <b>0.41</b> | <b>1,151</b> | <b>8%</b>  | <b>5.59</b>      | <b>45</b> | <b>97.1%</b> | <b>354,183</b>  | <b>-2.6%</b> | <b>363,900</b> | <b>-1.1%</b> | <b>379,996</b> | <b>-1.3%</b> | <b>256</b> |
| Jan-18      | 151          | 12%         | 340          | -24%       | 0.44        | 856          | -6%        | 5.67             | 61        | 96.9%        | 347,300         | -2.1%        | 352,000        | 3.5%         | 369,031        | 0.6%         | 251        |
| Feb-18      | 140          | -13%        | 337          | -15%       | 0.42        | 895          | -6%        | 6.39             | 53        | 96.6%        | 346,300         | -2.3%        | 350,000        | -2.6%        | 367,727        | -1.5%        | 251        |
| Mar-18      | 162          | -17%        | 417          | -26%       | 0.39        | 956          | -13%       | 5.90             | 53        | 96.9%        | 347,200         | -3.0%        | 353,950        | -5.6%        | 371,204        | -5.6%        | 251        |
| Apr-18      | 254          | 17%         | 474          | -14%       | 0.54        | 995          | -13%       | 3.92             | 50        | 97.0%        | 349,500         | -2.2%        | 340,500        | -7.4%        | 365,878        | -7.3%        | 253        |
| May-18      | 256          | -14%        | 589          | -17%       | 0.43        | 1,116        | -12%       | 4.36             | 38        | 97.3%        | 355,400         | -1.2%        | 358,200        | -3.2%        | 372,225        | -4.5%        | 257        |
| Jun-18      | 236          | -17%        | 550          | -11%       | 0.43        | 1,201        | -7%        | 5.09             | 40        | 97.2%        | 355,400         | -1.0%        | 363,950        | 1.1%         | 373,958        | -2.0%        | 257        |
| Jul-18      | 260          | 17%         | 470          | -15%       | 0.55        | 1,178        | -11%       | 4.53             | 45        | 97.1%        | 355,000         | -0.7%        | 356,389        | -2.9%        | 384,106        | 0.9%         | 257        |
| Aug-18      | 220          | -2%         | 474          | -14%       | 0.46        | 1,174        | -11%       | 5.34             | 44        | 96.7%        | 351,800         | -1.2%        | 352,500        | -3.4%        |                |              |            |

| SASKATOON   |              |             |              |             |             |              |             |                  |           |              |                 |              |                |             |                |              |            |
|-------------|--------------|-------------|--------------|-------------|-------------|--------------|-------------|------------------|-----------|--------------|-----------------|--------------|----------------|-------------|----------------|--------------|------------|
|             | Sales        | Y/Y%        | New Listings | Y/Y%        | S/NL Ratio  | Inventory    | Y/Y%        | Months of Supply | DOM       | SP/LP        | Benchmark Price | Y/Y%         | Median Price   | Y/Y%        | Average Price  | Y/Y%         | Index      |
| Jan-19      | 135          | -11%        | 347          | 2%          | 0.39        | 842          | -2%         | 6.24             | 60        | 96.1%        | 346,800         | -0.1%        | 329,000        | -6.5%       | 342,433        | -7.2%        | 251        |
| Feb-19      | 162          | 16%         | 304          | -10%        | 0.53        | 835          | -7%         | 5.15             | 51        | 97.3%        | 346,400         | 0.0%         | 359,450        | 2.7%        | 368,841        | 0.3%         | 251        |
| Mar-19      | 170          | 5%          | 450          | 8%          | 0.38        | 936          | -2%         | 5.51             | 53        | 96.8%        | 346,000         | -0.3%        | 350,000        | -1.1%       | 356,169        | -4.1%        | 250        |
| Apr-19      | 254          | 0%          | 489          | 3%          | 0.52        | 1,017        | 2%          | 4.00             | 52        | 97.4%        | 351,500         | 0.6%         | 370,000        | 8.7%        | 378,884        | 3.6%         | 254        |
| May-19      | 290          | 13%         | 625          | 6%          | 0.46        | 1,146        | 3%          | 3.95             | 41        | 97.4%        | 353,400         | -0.6%        | 360,000        | 0.5%        | 373,674        | 0.4%         | 256        |
| Jun-19      | 266          | 13%         | 527          | -4%         | 0.50        | 1,186        | -1%         | 4.46             | 41        | 97.0%        | 352,500         | -0.8%        | 357,725        | -1.7%       | 377,885        | 1.1%         | 255        |
| Jul-19      | 253          | -3%         | 512          | 9%          | 0.49        | 1,179        | 0%          | 4.66             | 42        | 97.1%        | 352,600         | -0.7%        | 369,900        | 3.8%        | 383,743        | -0.1%        | 255        |
| Aug-19      | 206          | -6%         | 497          | 5%          | 0.41        | 1,218        | 4%          | 5.91             | 47        | 96.8%        | 352,900         | 0.3%         | 362,950        | 3.0%        | 368,830        | -1.2%        | 255        |
| Sep-19      | 214          | 17%         | 496          | 16%         | 0.43        | 1,180        | 3%          | 5.51             | 46        | 96.8%        | 354,100         | 0.7%         | 365,150        | 8.0%        | 398,505        | 13.8%        | 256        |
| Oct-19      | 197          | 4%          | 415          | 8%          | 0.47        | 1,089        | 4%          | 5.53             | 46        | 97.2%        | 352,500         | 0.4%         | 352,000        | -2.5%       | 363,041        | -2.5%        | 255        |
| Nov-19      | 183          | 32%         | 306          | -12%        | 0.60        | 989          | -2%         | 5.40             | 50        | 97.0%        | 348,200         | -1.5%        | 372,000        | 1.1%        | 364,855        | -3.6%        | 252        |
| Dec-19      | 140          | 19%         | 201          | 0%          | 0.70        | 806          | -2%         | 5.76             | 60        | 96.1%        | 346,200         | -1.3%        | 357,350        | 1.4%        | 365,369        | -3.7%        | 251        |
| <b>2019</b> | <b>2,470</b> | <b>7%</b>   | <b>5,169</b> | <b>3%</b>   | <b>0.48</b> | <b>1,035</b> | <b>0%</b>   | <b>5.03</b>      | <b>48</b> | <b>97.0%</b> | <b>350,258</b>  | <b>-0.3%</b> | <b>361,625</b> | <b>2.4%</b> | <b>372,241</b> | <b>0.2%</b>  | <b>253</b> |
| Jan-20      | 158          | 17%         | 379          | 9%          | 0.42        | 850          | 1%          | 5.38             | 62        | 97.1%        | 343,700         | -0.9%        | 359,750        | 9.3%        | 365,884        | 6.8%         | 249        |
| Feb-20      | 152          | -6%         | 316          | 4%          | 0.48        | 880          | 5%          | 5.79             | 62        | 96.6%        | 347,200         | 0.2%         | 360,000        | 0.2%        | 364,114        | -1.3%        | 251        |
| Mar-20      | 197          | 16%         | 402          | -11%        | 0.49        | 906          | -3%         | 4.60             | 52        | 97.1%        | 349,000         | 0.9%         | 368,500        | 5.3%        | 378,662        | 6.3%         | 253        |
| Apr-20      | 152          | -40%        | 315          | -36%        | 0.48        | 885          | -13%        | 5.82             | 48        | 96.3%        | 348,700         | -0.8%        | 340,000        | -8.1%       | 380,204        | 0.3%         | 252        |
| May-20      | 241          | -17%        | 519          | -17%        | 0.46        | 968          | -16%        | 4.02             | 43        | 97.1%        | 354,400         | 0.3%         | 369,000        | 2.5%        | 389,632        | 4.3%         | 256        |
| Jun-20      | 375          | 41%         | 562          | 7%          | 0.67        | 957          | -19%        | 2.55             | 38        | 97.8%        | 357,500         | 1.4%         | 370,000        | 3.4%        | 371,657        | -1.6%        | 259        |
| Jul-20      | 384          | 52%         | 555          | 8%          | 0.69        | 933          | -21%        | 2.43             | 38        | 97.9%        | 361,100         | 2.4%         | 384,450        | 3.9%        | 393,208        | 2.5%         | 261        |
| Aug-20      | 345          | 67%         | 530          | 7%          | 0.65        | 908          | -25%        | 2.63             | 39        | 97.8%        | 363,100         | 2.9%         | 365,000        | 0.6%        | 389,994        | 5.7%         | 263        |
| Sep-20      | 316          | 48%         | 548          | 10%         | 0.58        | 908          | -23%        | 2.87             | 35        | 97.5%        | 366,600         | 3.5%         | 377,950        | 3.5%        | 391,440        | -1.8%        | 265        |
| Oct-20      | 318          | 61%         | 394          | -5%         | 0.81        | 801          | -26%        | 2.52             | 38        | 97.3%        | 367,100         | 4.1%         | 365,000        | 3.7%        | 389,337        | 7.2%         | 266        |
| Nov-20      | 247          | 35%         | 282          | -8%         | 0.88        | 651          | -34%        | 2.64             | 37        | 97.4%        | 366,200         | 5.2%         | 354,600        | -4.7%       | 369,499        | 1.3%         | 265        |
| Dec-20      | 196          | 40%         | 197          | -2%         | 0.99        | 491          | -39%        | 2.51             | 40        | 97.7%        | 366,800         | 6.0%         | 364,000        | 1.9%        | 373,455        | 2.2%         | 265        |
| <b>2020</b> | <b>3,081</b> | <b>25%</b>  | <b>4,999</b> | <b>-3%</b>  | <b>0.62</b> | <b>845</b>   | <b>-18%</b> | <b>3.29</b>      | <b>42</b> | <b>97.4%</b> | <b>357,617</b>  | <b>2.1%</b>  | <b>367,500</b> | <b>1.6%</b> | <b>381,799</b> | <b>2.6%</b>  | <b>259</b> |
| Jan-21      | 191          | 21%         | 309          | -18%        | 0.62        | 504          | -41%        | 2.64             | 47        | 97.8%        | 369,200         | 7.4%         | 360,000        | 0.1%        | 387,916        | 6.0%         | 267        |
| Feb-21      | 227          | 49%         | 317          | 0%          | 0.72        | 523          | -41%        | 2.30             | 39        | 98.6%        | 376,800         | 8.5%         | 382,000        | 6.1%        | 410,810        | 12.8%        | 273        |
| Mar-21      | 383          | 94%         | 569          | 42%         | 0.67        | 605          | -33%        | 1.58             | 25        | 99.0%        | 384,900         | 10.3%        | 390,000        | 5.8%        | 408,524        | 7.9%         | 279        |
| Apr-21      | 391          | 157%        | 634          | 101%        | 0.62        | 719          | -19%        | 1.84             | 28        | 99.5%        | 391,400         | 12.2%        | 399,000        | 17.4%       | 412,138        | 8.4%         | 283        |
| May-21      | 396          | 64%         | 627          | 21%         | 0.63        | 800          | -17%        | 2.02             | 28        | 99.1%        | 393,100         | 10.9%        | 408,750        | 10.8%       | 427,483        | 9.7%         | 284        |
| Jun-21      | 385          | 3%          | 569          | 1%          | 0.68        | 820          | -14%        | 2.13             | 29        | 99.1%        | 396,100         | 10.8%        | 394,900        | 6.7%        | 418,633        | 12.6%        | 287        |
| Jul-21      | 304          | -21%        | 489          | -12%        | 0.62        | 844          | -10%        | 2.78             | 31        | 98.9%        | 395,600         | 9.6%         | 389,150        | 1.2%        | 416,273        | 5.9%         | 286        |
| Aug-21      | 308          | -11%        | 473          | -11%        | 0.65        | 809          | -11%        | 2.63             | 32        | 98.3%        | 393,800         | 8.5%         | 395,000        | 8.2%        | 405,877        | 4.1%         | 285        |
| Sep-21      | 255          | -19%        | 409          | -25%        | 0.62        | 788          | -13%        | 3.09             | 38        | 98.2%        | 389,800         | 6.3%         | 375,000        | -0.8%       | 396,119        | 1.2%         | 282        |
| Oct-21      | 297          | -7%         | 373          | -5%         | 0.80        | 697          | -13%        | 2.35             | 39        | 98.2%        | 390,700         | 6.4%         | 392,500        | 7.5%        | 415,870        | 6.8%         | 283        |
| Nov-21      | 291          | 18%         | 240          | -15%        | 1.21        | 523          | -20%        | 1.80             | 44        | 98.0%        | 392,500         | 7.2%         | 400,000        | 12.8%       | 428,548        | 16.0%        | 284        |
| Dec-21      | 182          | -7%         | 181          | -8%         | 1.01        | 399          | -19%        | 2.19             | 38        | 98.3%        | 393,600         | 7.3%         | 377,750        | 3.8%        | 408,683        | 9.4%         | 285        |
| <b>2021</b> | <b>3,610</b> | <b>17%</b>  | <b>5,190</b> | <b>4%</b>   | <b>0.70</b> | <b>669</b>   | <b>-21%</b> | <b>2.22</b>      | <b>33</b> | <b>98.7%</b> | <b>388,958</b>  | <b>8.8%</b>  | <b>390,000</b> | <b>6.1%</b> | <b>412,904</b> | <b>8.1%</b>  | <b>281</b> |
| Jan-22      | 149          | -22%        | 232          | -25%        | 0.64        | 404          | -20%        | 2.71             | 43        | 98.0%        | 393,900         | 6.7%         | 385,000        | 6.9%        | 422,528        | 8.9%         | 285        |
| Feb-22      | 188          | -17%        | 328          | 3%          | 0.57        | 474          | -9%         | 2.52             | 36        | 99.1%        | 394,900         | 4.8%         | 405,000        | 6.0%        | 422,309        | 2.8%         | 286        |
| Mar-22      | 289          | -25%        | 435          | -24%        | 0.66        | 525          | -13%        | 1.82             | 33        | 99.2%        | 404,500         | 5.1%         | 416,000        | 6.7%        | 433,239        | 6.0%         | 293        |
| Apr-22      | 273          | -30%        | 412          | -35%        | 0.66        | 578          | -20%        | 2.12             | 29        | 99.9%        | 407,100         | 4.0%         | 405,100        | 1.5%        | 428,871        | 4.1%         | 295        |
| May-22      | 312          | -21%        | 536          | -15%        | 0.58        | 662          | -17%        | 2.12             | 27        | 100.3%       | 413,200         | 5.1%         | 417,250        | 2.1%        | 445,777        | 4.3%         | 299        |
| Jun-22      | 341          | -11%        | 583          | 2%          | 0.58        | 728          | -11%        | 2.13             | 25        | 100.3%       | 419,600         | 5.9%         | 425,000        | 7.6%        | 459,571        | 9.8%         | 304        |
| Jul-22      | 260          | -14%        | 481          | -2%         | 0.54        | 780          | -8%         | 3.00             | 27        | 99.7%        | 423,600         | 7.1%         | 414,750        | 6.6%        | 437,441        | 5.1%         | 307        |
| Aug-22      | 288          | -6%         | 441          | -7%         | 0.65        | 742          | -8%         | 2.58             | 31        | 98.5%        | 422,900         | 7.4%         | 420,000        | 6.3%        | 446,580        | 10.0%        | 306        |
| Sep-22      | 208          | -18%        | 404          | -1%         | 0.51        | 756          | -4%         | 3.63             | 36        | 97.7%        | 416,400         | 6.8%         | 419,000        | 11.7%       | 438,708        | 10.8%        | 301        |
| Oct-22      | 195          | -34%        | 325          | -13%        | 0.60        | 713          | 2%          | 3.66             | 40        | 97.4%        | 409,200         | 4.7%         | 378,000        | -3.7%       | 395,214        | -5.0%        | 296        |
| Nov-22      | 167          | -43%        | 272          | 13%         | 0.61        | 653          | 25%         | 3.91             | 41        | 97.2%        | 403,500         | 2.8%         | 385,000        | -3.8%       | 405,797        | -5.3%        | 292        |
| Dec-22      | 144          | -21%        | 144          | -20%        | 1.00        | 506          | 27%         | 3.51             | 45        | 96.9%        | 397,100         | 0.9%         | 380,000        | 0.6%        | 419,519        | 2.7%         | 287        |
| <b>2022</b> | <b>2,814</b> | <b>-22%</b> | <b>4,593</b> | <b>-12%</b> | <b>0.61</b> | <b>627</b>   | <b>-6%</b>  | <b>2.67</b>      | <b>33</b> | <b>99.0%</b> | <b>408,825</b>  | <b>5.1%</b>  | <b>410,000</b> | <b>5.1%</b> | <b>433,291</b> | <b>4.9%</b>  | <b>296</b> |
| Jan-23      | 120          | -19%        | 237          | 2%          | 0.51        | 494          | 22%         | 4.12             | 47        | 97.6%        | 397,600         | 0.9%         | 392,750        | 2.0%        | 415,305        | -1.7%        | 288        |
| Feb-23      |              |             |              |             |             |              |             |                  |           |              |                 |              |                |             |                |              |            |
| Mar-23      |              |             |              |             |             |              |             |                  |           |              |                 |              |                |             |                |              |            |
| Apr-23      |              |             |              |             |             |              |             |                  |           |              |                 |              |                |             |                |              |            |
| May-23      |              |             |              |             |             |              |             |                  |           |              |                 |              |                |             |                |              |            |
| Jun-23      |              |             |              |             |             |              |             |                  |           |              |                 |              |                |             |                |              |            |
| Jul-23      |              |             |              |             |             |              |             |                  |           |              |                 |              |                |             |                |              |            |
| Aug-23      |              |             |              |             |             |              |             |                  |           |              |                 |              |                |             |                |              |            |
| Sep-23      |              |             |              |             |             |              |             |                  |           |              |                 |              |                |             |                |              |            |
| Oct-23      |              |             |              |             |             |              |             |                  |           |              |                 |              |                |             |                |              |            |
| Nov-23      |              |             |              |             |             |              |             |                  |           |              |                 |              |                |             |                |              |            |
| Dec-23      |              |             |              |             |             |              |             |                  |           |              |                 |              |                |             |                |              |            |
| <b>2023</b> | <b>120</b>   | <b>-19%</b> | <b>237</b>   | <b>2%</b>   | <b>0.51</b> | <b>494</b>   | <b>22%</b>  | <b>4.12</b>      | <b>47</b> | <b>97.6%</b> | <b>397,600</b>  | <b>0.9%</b>  | <b>392,750</b> | <b>2.0%</b> | <b>415,305</b> | <b>-1.7%</b> | <b>288</b> |

## Monthly Sales Comparison



### SALES

**258**

20.1% Y/Y ↓ 10-year average spread  
 20.1% YTD ↓

10.8% ↓ YTD ↓ 10.8% ↓

### NEW LISTINGS

**577**

0.9% Y/Y ↓ 10-year average spread  
 0.9% YTD ↓

33.0% ↓ YTD ↓ 33.0% ↓

### INVENTORY

**1,553**

0.1% Y/Y ↑ 10-year average spread  
 Monthly trend\* →

34.7% ↓ YTD ↓ 34.7% ↓

### MONTHS OF SUPPLY

**6.02**

25.4% Y/Y ↑ 10-year average spread  
 Monthly trend\* →

29.5% ↓ YTD ↓ 29.5% ↓



## TOTAL RESIDENTIAL AVERAGE PRICE

**\$ 340,884**

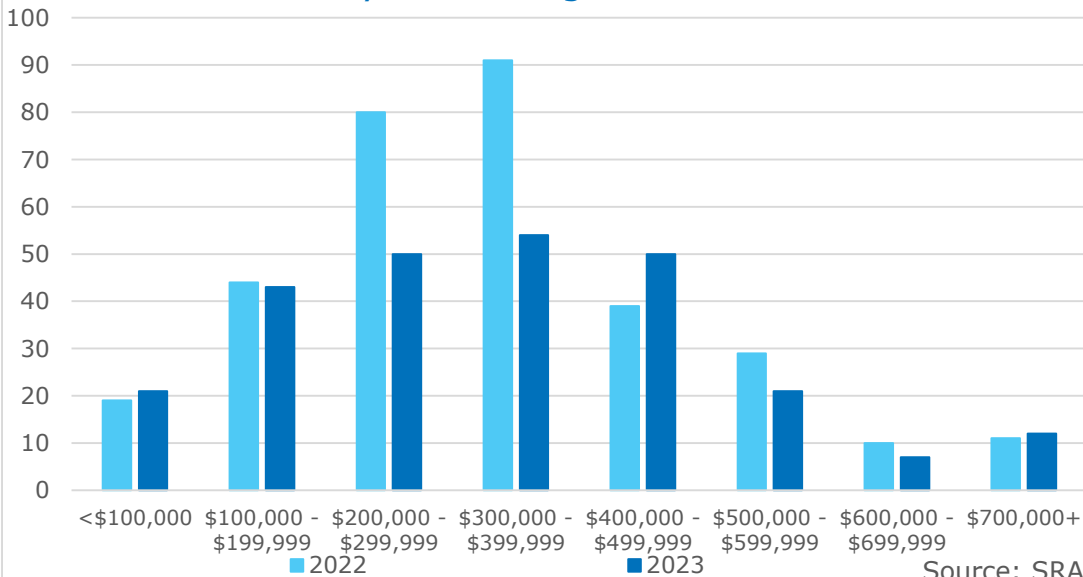
↑ 1.8% Y/Y



Monthly trend\*

## Residential Sales by Price Range

YTD-JAN



## January 2023

|                          | Sales      |             | New Listings |            | Inventory    |           | S/NL       | Months of Supply |            | DOM       | Average Price    |           |
|--------------------------|------------|-------------|--------------|------------|--------------|-----------|------------|------------------|------------|-----------|------------------|-----------|
|                          | Actual     | Y/Y%        | Actual       | Y/Y%       | Actual       | Y/Y%      | Ratio      | Actual           | Y/Y%       | Actual    | Actual           | Y/Y%      |
| Detached                 | 155        | -24%        | 338          | 3%         | 933          | 15%       | 46%        | 6.02             | 52%        | 54        | \$377,228        | 1%        |
| Attached                 | 43         | -39%        | 110          | 7%         | 230          | -12%      | 39%        | 5.35             | 46%        | 54        | \$300,413        | 3%        |
| Apartment                | 46         | 28%         | 89           | -28%       | 240          | -32%      | 52%        | 5.22             | -47%       | 89        | \$199,339        | -1%       |
| Acreage                  | 13         | 117%        | 34           | 36%        | 121          | 21%       | 38%        | 9.31             | -44%       | 78        | \$564,800        | 6%        |
| Mobile                   | 1          | -80%        | 6            | 100%       | 29           | 26%       | 17%        | 29.00            | 530%       | 36        | \$48,000         | -46%      |
| <b>Total Residential</b> | <b>258</b> | <b>-20%</b> | <b>577</b>   | <b>-1%</b> | <b>1,553</b> | <b>0%</b> | <b>45%</b> | <b>6.02</b>      | <b>25%</b> | <b>61</b> | <b>\$340,884</b> | <b>2%</b> |

## 10-Year Averages

|                   | Sales |       | New Listings |       | Inventory |       | S/NL | Months of Supply |       | DOM | Average Price |       |
|-------------------|-------|-------|--------------|-------|-----------|-------|------|------------------|-------|-----|---------------|-------|
|                   | Avg   | %Diff | Avg          | %Diff | Avg       | %Diff | Avg  | Avg              | %Diff | Avg | Avg           | %Diff |
| Total Residential | 289   | -11%  | 861          | -33%  | 2,379     | -35%  | 35%  | 8.53             | -29%  | 64  | \$325,336     | 5%    |

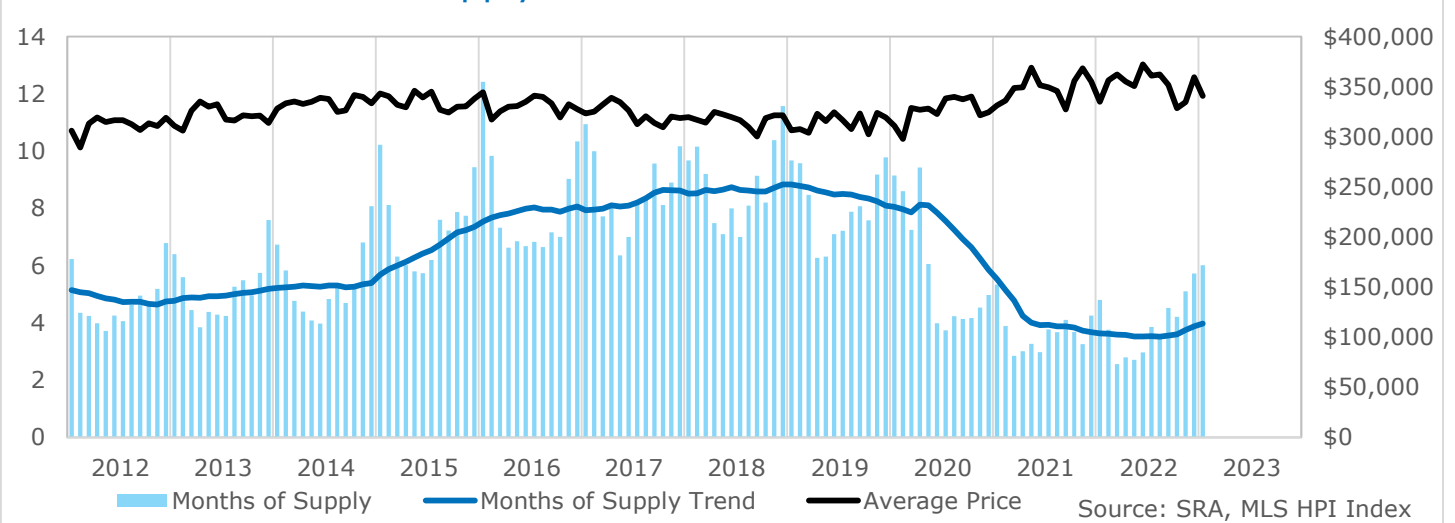
## Year-to-Date January 2023

|                          | Sales      |             | New Listings |            | Inventory    |           | S/NL       | Months of Supply |            | DOM       | Average Price    |           |
|--------------------------|------------|-------------|--------------|------------|--------------|-----------|------------|------------------|------------|-----------|------------------|-----------|
|                          | Actual     | Y/Y%        | Actual       | Y/Y%       | Actual       | Y/Y%      | Ratio      | Actual           | Y/Y%       | Actual    | Actual           | Y/Y%      |
| Detached                 | 155        | -24%        | 338          | 3%         | 933          | 15%       | 46%        | 6.02             | 52%        | 54        | \$377,228        | 1%        |
| Attached                 | 43         | -39%        | 110          | 7%         | 230          | -12%      | 39%        | 5.35             | 46%        | 54        | \$300,413        | 3%        |
| Apartment                | 46         | 28%         | 89           | -28%       | 240          | -32%      | 52%        | 5.22             | -47%       | 89        | \$199,339        | -1%       |
| Acreage                  | 13         | 117%        | 34           | 36%        | 121          | 21%       | 38%        | 9.31             | -44%       | 78        | \$564,800        | 6%        |
| Mobile                   | 1          | -80%        | 6            | 100%       | 29           | 26%       | 17%        | 29.00            | 530%       | 36        | \$48,000         | -46%      |
| <b>Total Residential</b> | <b>258</b> | <b>-20%</b> | <b>577</b>   | <b>-1%</b> | <b>1,553</b> | <b>0%</b> | <b>45%</b> | <b>6.02</b>      | <b>25%</b> | <b>61</b> | <b>\$340,884</b> | <b>2%</b> |

## 10-Year Averages

|                   | Sales |       | New Listings |       | Inventory |       | S/NL | Months of Supply |       | DOM | Average Price |       |
|-------------------|-------|-------|--------------|-------|-----------|-------|------|------------------|-------|-----|---------------|-------|
|                   | Avg   | %Diff | Avg          | %Diff | Avg       | %Diff | Avg  | Avg              | %Diff | Avg | Avg           | %Diff |
| Total Residential | 289   | -11%  | 861          | -33%  | 2,379     | -35%  | 35%  | 8.53             | -29%  | 64  | \$325,336     | 5%    |

## Residential Months of Supply and Price





| SASKATOON REGION |              |             |               |             |             |              |            |                  |           |              |                |              |                |              |
|------------------|--------------|-------------|---------------|-------------|-------------|--------------|------------|------------------|-----------|--------------|----------------|--------------|----------------|--------------|
|                  | Sales        | Y/Y%        | New Listings  | Y/Y%        | S/NL Ratio  | Inventory    | Y/Y%       | Months of Supply | DOM       | SP/LP        | Median Price   | Y/Y%         | Average Price  | Y/Y%         |
| Jan-13           | 303          | 2%          | 856           | 16%         | 0.35        | 1,938        | 4%         | 6.40             | 53        | 97.8%        | 310,000        | 3.7%         | 311,142        | 1.6%         |
| Feb-13           | 360          | -19%        | 734           | -8%         | 0.49        | 2,014        | 4%         | 5.59             | 49        | 98.2%        | 291,950        | -0.4%        | 306,139        | 5.8%         |
| Mar-13           | 479          | -2%         | 902           | -5%         | 0.53        | 2,133        | 2%         | 4.45             | 44        | 98.1%        | 315,850        | 4.3%         | 326,181        | 4.2%         |
| Apr-13           | 592          | 6%          | 1,127         | 7%          | 0.53        | 2,277        | 3%         | 3.85             | 43        | 97.8%        | 318,245        | -0.2%        | 335,209        | 5.0%         |
| May-13           | 600          | -6%         | 1,370         | 18%         | 0.44        | 2,633        | 11%        | 4.39             | 44        | 98.0%        | 321,750        | 7.3%         | 329,908        | 4.8%         |
| Jun-13           | 630          | 11%         | 1,159         | 12%         | 0.54        | 2,702        | 12%        | 4.29             | 46        | 98.0%        | 319,000        | 4.4%         | 332,368        | 5.0%         |
| Jul-13           | 650          | 10%         | 1,154         | 18%         | 0.56        | 2,756        | 15%        | 4.24             | 44        | 97.7%        | 310,000        | 2.6%         | 317,028        | 0.1%         |
| Aug-13           | 534          | 3%          | 1,126         | 22%         | 0.47        | 2,809        | 18%        | 5.26             | 48        | 97.4%        | 315,000        | 3.4%         | 316,349        | 1.2%         |
| Sep-13           | 504          | 9%          | 1,070         | 28%         | 0.47        | 2,768        | 21%        | 5.49             | 48        | 97.5%        | 310,000        | 3.7%         | 321,363        | 4.8%         |
| Oct-13           | 533          | 14%         | 1,037         | 22%         | 0.51        | 2,646        | 22%        | 4.96             | 54        | 97.2%        | 310,000        | 1.8%         | 320,416        | 2.2%         |
| Nov-13           | 423          | 10%         | 702           | 12%         | 0.60        | 2,432        | 22%        | 5.75             | 62        | 97.0%        | 306,000        | -0.3%        | 321,245        | 3.4%         |
| Dec-13           | 277          | 11%         | 476           | 27%         | 0.58        | 2,104        | 25%        | 7.60             | 57        | 97.4%        | 309,900        | 0.0%         | 313,875        | -1.6%        |
| <b>2013</b>      | <b>5,885</b> | <b>4%</b>   | <b>11,713</b> | <b>14%</b>  | <b>0.50</b> | <b>2,434</b> | <b>13%</b> | <b>4.96</b>      | <b>48</b> | <b>97.7%</b> | <b>313,000</b> | <b>3.3%</b>  | <b>322,359</b> | <b>3.3%</b>  |
| Jan-14           | 330          | 9%          | 919           | 7%          | 0.36        | 2,223        | 15%        | 6.74             | 64        | 97.4%        | 309,400        | -0.2%        | 328,320        | 5.5%         |
| Feb-14           | 396          | 10%         | 860           | 17%         | 0.46        | 2,309        | 15%        | 5.83             | 52        | 97.6%        | 324,900        | 11.3%        | 333,504        | 8.9%         |
| Mar-14           | 524          | 9%          | 1,114         | 24%         | 0.47        | 2,501        | 17%        | 4.77             | 52        | 97.9%        | 331,000        | 4.8%         | 335,365        | 2.8%         |
| Apr-14           | 621          | 5%          | 1,295         | 15%         | 0.48        | 2,731        | 20%        | 4.40             | 50        | 97.8%        | 324,900        | 2.1%         | 332,813        | -0.7%        |
| May-14           | 713          | 19%         | 1,421         | 4%          | 0.50        | 2,912        | 11%        | 4.08             | 45        | 97.5%        | 325,000        | 1.0%         | 335,018        | 1.5%         |
| Jun-14           | 738          | 17%         | 1,331         | 15%         | 0.55        | 2,934        | 9%         | 3.98             | 43        | 97.6%        | 329,800        | 3.4%         | 338,964        | 2.0%         |
| Jul-14           | 620          | -5%         | 1,362         | 18%         | 0.46        | 3,000        | 9%         | 4.84             | 47        | 97.4%        | 327,750        | 5.7%         | 337,801        | 6.6%         |
| Aug-14           | 567          | 6%          | 1,138         | 1%          | 0.50        | 2,991        | 6%         | 5.28             | 48        | 97.4%        | 310,000        | -1.6%        | 324,750        | 2.7%         |
| Sep-14           | 621          | 23%         | 1,292         | 21%         | 0.48        | 2,914        | 5%         | 4.69             | 48        | 97.2%        | 317,500        | 2.4%         | 326,401        | 1.6%         |
| Oct-14           | 530          | -1%         | 1,084         | 5%          | 0.49        | 2,771        | 5%         | 5.23             | 52        | 97.4%        | 328,000        | 5.8%         | 341,740        | 6.7%         |
| Nov-14           | 395          | -7%         | 847           | 21%         | 0.47        | 2,688        | 11%        | 6.81             | 49        | 97.4%        | 333,000        | 8.8%         | 339,911        | 5.8%         |
| Dec-14           | 279          | 1%          | 489           | 3%          | 0.57        | 2,252        | 7%         | 8.07             | 53        | 97.4%        | 320,900        | 3.5%         | 333,331        | 6.2%         |
| <b>2014</b>      | <b>6,334</b> | <b>8%</b>   | <b>13,152</b> | <b>12%</b>  | <b>0.48</b> | <b>2,686</b> | <b>10%</b> | <b>5.09</b>      | <b>49</b> | <b>97.5%</b> | <b>325,000</b> | <b>3.8%</b>  | <b>334,148</b> | <b>3.7%</b>  |
| Jan-15           | 250          | -24%        | 1,034         | 13%         | 0.24        | 2,556        | 15%        | 10.22            | 60        | 97.6%        | 322,500        | 4.2%         | 343,061        | 4.5%         |
| Feb-15           | 328          | -17%        | 920           | 7%          | 0.36        | 2,663        | 15%        | 8.12             | 70        | 97.7%        | 324,950        | 0.0%         | 340,513        | 2.1%         |
| Mar-15           | 474          | -10%        | 1,258         | 13%         | 0.38        | 2,993        | 20%        | 6.31             | 56        | 97.9%        | 325,000        | -1.8%        | 331,930        | -1.0%        |
| Apr-15           | 550          | -11%        | 1,419         | 10%         | 0.39        | 3,310        | 21%        | 6.02             | 51        | 97.5%        | 327,500        | 0.8%         | 329,485        | -1.0%        |
| May-15           | 608          | -15%        | 1,471         | 4%          | 0.41        | 3,527        | 21%        | 5.80             | 52        | 97.6%        | 333,000        | 2.5%         | 345,978        | 3.3%         |
| Jun-15           | 633          | -14%        | 1,487         | 12%         | 0.43        | 3,631        | 24%        | 5.74             | 48        | 97.5%        | 334,900        | 1.5%         | 339,347        | 0.1%         |
| Jul-15           | 584          | -6%         | 1,353         | -1%         | 0.43        | 3,616        | 21%        | 6.19             | 51        | 97.2%        | 330,000        | 0.7%         | 345,179        | 2.2%         |
| Aug-15           | 468          | -17%        | 1,194         | 5%          | 0.39        | 3,558        | 19%        | 7.60             | 58        | 96.9%        | 318,000        | 2.6%         | 327,019        | 0.7%         |
| Sep-15           | 481          | -23%        | 1,307         | 1%          | 0.37        | 3,477        | 19%        | 7.23             | 51        | 96.9%        | 319,900        | 0.8%         | 324,136        | -0.7%        |
| Oct-15           | 419          | -21%        | 1,064         | -2%         | 0.39        | 3,296        | 19%        | 7.87             | 57        | 97.1%        | 329,900        | 0.6%         | 329,888        | -3.5%        |
| Nov-15           | 395          | 0%          | 887           | 5%          | 0.45        | 3,058        | 14%        | 7.74             | 61        | 96.8%        | 325,000        | -2.4%        | 330,269        | -2.8%        |
| Dec-15           | 273          | -2%         | 583           | 19%         | 0.47        | 2,576        | 14%        | 9.44             | 63        | 96.6%        | 326,000        | 1.6%         | 337,892        | 1.4%         |
| <b>2015</b>      | <b>5,463</b> | <b>-14%</b> | <b>13,977</b> | <b>6%</b>   | <b>0.39</b> | <b>3,188</b> | <b>19%</b> | <b>7.00</b>      | <b>55</b> | <b>97.3%</b> | <b>327,500</b> | <b>0.8%</b>  | <b>335,462</b> | <b>0.4%</b>  |
| Jan-16           | 222          | -11%        | 940           | -9%         | 0.24        | 2,757        | 8%         | 12.42            | 56        | 96.7%        | 325,250        | 0.9%         | 344,352        | 0.4%         |
| Feb-16           | 306          | -7%         | 1,034         | 12%         | 0.30        | 3,010        | 13%        | 9.84             | 61        | 96.7%        | 315,000        | -3.1%        | 317,119        | -6.9%        |
| Mar-16           | 433          | -9%         | 1,205         | -4%         | 0.36        | 3,173        | 6%         | 7.33             | 54        | 96.8%        | 318,000        | -2.2%        | 325,547        | -1.9%        |
| Apr-16           | 513          | -7%         | 1,386         | -2%         | 0.37        | 3,397        | 3%         | 6.62             | 55        | 97.1%        | 324,000        | -1.1%        | 330,052        | 0.2%         |
| May-16           | 528          | -13%        | 1,439         | -2%         | 0.37        | 3,616        | 3%         | 6.85             | 48        | 96.9%        | 317,625        | -4.6%        | 330,649        | -4.4%        |
| Jun-16           | 541          | -15%        | 1,319         | -11%        | 0.41        | 3,615        | 0%         | 6.68             | 52        | 97.3%        | 325,000        | -0.0%        | 334,825        | -1.3%        |
| Jul-16           | 511          | -13%        | 1,141         | -16%        | 0.45        | 3,490        | -3%        | 6.83             | 54        | 96.8%        | 330,000        | 0.0%         | 341,128        | -1.2%        |
| Aug-16           | 524          | 12%         | 1,223         | 2%          | 0.43        | 3,483        | -2%        | 6.65             | 56        | 96.8%        | 320,750        | 0.9%         | 339,917        | 3.9%         |
| Sep-16           | 461          | -4%         | 1,123         | -14%        | 0.41        | 3,304        | -5%        | 7.17             | 57        | 97.1%        | 325,000        | 1.6%         | 333,337        | 2.8%         |
| Oct-16           | 444          | 6%          | 1,037         | -3%         | 0.43        | 3,109        | -6%        | 7.00             | 59        | 96.6%        | 310,000        | -6.0%        | 319,366        | -3.2%        |
| Nov-16           | 329          | -17%        | 906           | 2%          | 0.36        | 2,972        | -3%        | 9.03             | 56        | 96.5%        | 329,000        | 1.2%         | 332,479        | 0.7%         |
| Dec-16           | 249          | -9%         | 548           | -6%         | 0.45        | 2,573        | 0%         | 10.33            | 59        | 96.5%        | 319,900        | -1.9%        | 327,480        | -3.1%        |
| <b>2016</b>      | <b>5,061</b> | <b>-7%</b>  | <b>13,301</b> | <b>-5%</b>  | <b>0.38</b> | <b>3,208</b> | <b>1%</b>  | <b>7.61</b>      | <b>55</b> | <b>96.9%</b> | <b>320,000</b> | <b>-2.3%</b> | <b>331,617</b> | <b>-1.1%</b> |
| Jan-17           | 254          | 14%         | 1,019         | 8%          | 0.25        | 2,778        | 1%         | 10.94            | 62        | 96.5%        | 314,500        | -3.3%        | 323,354        | -6.1%        |
| Feb-17           | 292          | -5%         | 889           | -14%        | 0.33        | 2,918        | -3%        | 9.99             | 55        | 96.7%        | 316,500        | 0.5%         | 325,135        | 2.5%         |
| Mar-17           | 415          | -4%         | 1,221         | 1%          | 0.34        | 3,204        | 1%         | 7.72             | 54        | 96.8%        | 315,000        | -0.9%        | 332,227        | 2.1%         |
| Apr-17           | 430          | -16%        | 1,289         | -7%         | 0.33        | 3,489        | 3%         | 8.11             | 55        | 96.5%        | 324,450        | 0.1%         | 338,836        | 2.7%         |
| May-17           | 585          | 11%         | 1,512         | 5%          | 0.39        | 3,721        | 3%         | 6.36             | 54        | 96.8%        | 320,000        | 0.7%         | 334,681        | 1.2%         |
| Jun-17           | 544          | 1%          | 1,400         | 6%          | 0.39        | 3,811        | 5%         | 7.01             | 53        | 96.8%        | 312,750        | -3.8%        | 326,376        | -2.5%        |
| Jul-17           | 469          | -8%         | 1,175         | 3%          | 0.40        | 3,833        | 10%        | 8.17             | 57        | 96.0%        | 303,500        | -8.0%        | 312,432        | -8.4%        |
| Aug-17           | 459          | -12%        | 1,204         | -2%         | 0.38        | 3,831        | 10%        | 8.35             | 62        | 96.8%        | 310,000        | -3.4%        | 320,504        | -5.7%        |
| Sep-17           | 381          | -17%        | 1,070         | -5%         | 0.36        | 3,644        | 10%        | 9.56             | 62        | 96.1%        | 289,900        | -10.8%       | 313,669        | -5.9%        |
| Oct-17           | 418          | -6%         | 1,019         | -2%         | 0.41        | 3,392        | 9%         | 8.11             | 62        | 96.2%        | 305,125        | -1.6%        | 309,567        | -3.1%        |
| Nov-17           | 359          | 9%          | 828           | -9%         | 0.43        | 3,197        | 8%         | 8.91             | 62        | 96.2%        | 305,000        | -7.3%        | 320,192        | -3.7%        |
| Dec-17           | 267          | 7%          | 480           | -12%        | 0.56        | 2,714        | 5%         | 10.16            | 68        | 95.8%        | 308,000        | -3.7%        | 318,593        | -2.7%        |
| <b>2017</b>      | <b>4,873</b> | <b>-4%</b>  | <b>13,106</b> | <b>-1%</b>  | <b>0.37</b> | <b>3,378</b> | <b>5%</b>  | <b>8.32</b>      | <b>58</b> | <b>96.5%</b> | <b>312,000</b> | <b>-2.5%</b> | <b>323,526</b> | <b>-2.4%</b> |
| Jan-18           | 285          | 12%         | 887           | -13%        | 0.32        | 2,756        | -1%        | 9.67             | 79        | 96.3%        | 308,000        | -2.1%        | 319,482        | -1.2%        |
| Feb-18           | 282          | -3%         | 758           | -15%        | 0.37        | 2,863        | -2%        | 10.15            | 68        | 96.4%        | 308,000        | -2.7%        | 316,683        | -2.6%        |
| Mar-18           | 335          | -19%        | 1,008         | -17%        | 0.33        | 3,083        | -4%        | 9.20             | 74        | 96.4%        | 305,000        | -3.2%        | 314,049        | -5.5%        |
| Apr-18           | 441          | 3%          | 1,197         | -7%         | 0.37        | 3,299        | -5%        | 7.48             | 60        | 96.7%        | 310,000        | -4.5%        | 324,747        | -4.2%        |
| May-18           | 513          | -12%        | 1,418         | -6%         | 0.36        | 3,644        | -2%        | 7.10             | 55        | 96.5%        | 305,500        | -4.5%        | 322,406        | -3.7%        |
| Jun-18           | 475          | -13%        | 1,248         | -11%        | 0.38        | 3,800        | 0%         | 8.00             | 52        | 96.4%        | 310,000        | -0.9%        | 319,441        | -2.1%        |
| Jul-18           | 534          | 14%         | 1,072         | -9%         | 0.50        | 3,739        | -2%        | 7.00             | 56        | 96.5%        | 310,000        | 2.1%         | 316,620        | 1.3%         |
| Aug-18           | 458          | 0%          | 1,089         | -10%        | 0.42        | 3,708        | -3%        | 8.10             | 62        | 96.4%        | 300,000        | -3.2%        | 309,897        | -3.3%        |
| Sep-18           | 386          | 1%          | 892           | -17%        | 0.43        | 3,528        | -3%        | 9.14             | 70        | 96.3%        | 293,950        | 1.4%         | 300,305        | -4.3%        |
| Oct-18           | 398          | -5%         | 883           | -13%        | 0.45        | 3,267        | -4%        | 8.21             | 65        | 95.9%        | 304,000        | -0.4%        | 318,641        | 2.9%         |
| Nov-18           | 296          | -18%        | 740           | -11%        | 0.40        | 3,072        | -4%        | 10.38            | 72        | 95.8%        | 305,500        | 0.2%         | 321,427        | 0.4%         |
| Dec-18           | 225          | -16%        | 428           | -11%        | 0.53        | 2,604        | -4%        | 11.57            | 68        | 95.4%        | 315,000        | 2.3%         | 321,584        | 0.9%         |
| <b>2018</b>      | <b>4,628</b> | <b>-5%</b>  | <b>11,620</b> | <b>-11%</b> | <b>0.40</b> | <b>3,280</b> | <b>-3%</b> | <b>8.51</b>      | <b>63</b> | <b>96.3%</b> | <b>306,000</b> | <b>-1.9%</b> | <b>317,016</b> | <b>-2.0%</b> |

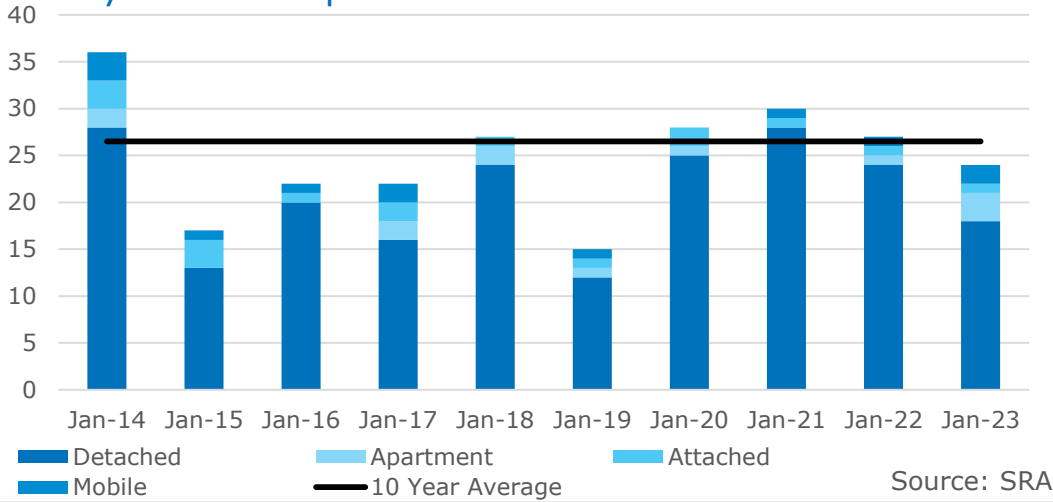


| SASKATOON REGION |              |             |               |             |             |              |             |                  |           |              |                |              |                |              |
|------------------|--------------|-------------|---------------|-------------|-------------|--------------|-------------|------------------|-----------|--------------|----------------|--------------|----------------|--------------|
|                  | Sales        | Y/Y%        | New Listings  | Y/Y%        | S/NL Ratio  | Inventory    | Y/Y%        | Months of Supply | DOM       | SP/LP        | Median Price   | Y/Y%         | Average Price  | Y/Y%         |
| Jan-19           | 273          | -4%         | 787           | -11%        | 0.35        | 2,641        | -4%         | 9.67             | 78        | 95.4%        | 283,000        | -8.1%        | 306,379        | -4.1%        |
| Feb-19           | 283          | 0%          | 709           | -6%         | 0.40        | 2,709        | -5%         | 9.57             | 67        | 96.4%        | 290,000        | -5.8%        | 307,677        | -2.8%        |
| Mar-19           | 352          | 5%          | 1,049         | 4%          | 0.34        | 2,982        | -3%         | 8.47             | 70        | 96.4%        | 301,750        | -1.1%        | 303,981        | -3.2%        |
| Apr-19           | 514          | 17%         | 1,201         | 0%          | 0.43        | 3,226        | -2%         | 6.28             | 65        | 96.7%        | 313,750        | 1.2%         | 322,949        | -0.6%        |
| May-19           | 554          | 8%          | 1,341         | -5%         | 0.41        | 3,496        | -4%         | 6.31             | 54        | 96.9%        | 312,100        | 2.2%         | 315,661        | -2.1%        |
| Jun-19           | 504          | 6%          | 1,174         | -6%         | 0.43        | 3,578        | -6%         | 7.10             | 56        | 96.3%        | 310,000        | 0.0%         | 324,415        | 1.6%         |
| Jul-19           | 495          | -7%         | 1,097         | 2%          | 0.45        | 3,570        | -5%         | 7.21             | 64        | 96.5%        | 300,000        | -3.2%        | 316,432        | -0.1%        |
| Aug-19           | 449          | -2%         | 1,029         | -6%         | 0.44        | 3,538        | -5%         | 7.88             | 68        | 96.4%        | 293,000        | -2.3%        | 307,771        | -0.7%        |
| Sep-19           | 423          | 10%         | 1,000         | 12%         | 0.42        | 3,415        | -3%         | 8.07             | 66        | 96.3%        | 310,000        | 5.5%         | 323,300        | 7.7%         |
| Oct-19           | 411          | 3%          | 857           | -3%         | 0.48        | 3,114        | -5%         | 7.58             | 63        | 96.4%        | 287,500        | -5.4%        | 302,399        | -5.1%        |
| Nov-19           | 317          | 7%          | 629           | -15%        | 0.50        | 2,910        | -5%         | 9.18             | 63        | 96.3%        | 319,000        | 4.4%         | 324,017        | 0.8%         |
| Dec-19           | 258          | 15%         | 435           | 2%          | 0.59        | 2,522        | -3%         | 9.78             | 67        | 96.2%        | 309,450        | -1.8%        | 319,213        | -0.7%        |
| <b>2019</b>      | <b>4,833</b> | <b>4%</b>   | <b>11,308</b> | <b>-3%</b>  | <b>0.43</b> | <b>3,142</b> | <b>-4%</b>  | <b>7.80</b>      | <b>64</b> | <b>96.4%</b> | <b>305,000</b> | <b>-0.3%</b> | <b>315,131</b> | <b>-0.6%</b> |
| Jan-20           | 290          | 6%          | 811           | 3%          | 0.36        | 2,653        | 0%          | 9.15             | 73        | 96.4%        | 301,250        | 6.4%         | 311,109        | 1.5%         |
| Feb-20           | 314          | 11%         | 685           | -3%         | 0.46        | 2,700        | 0%          | 8.60             | 81        | 96.1%        | 300,000        | 3.4%         | 297,724        | -3.2%        |
| Mar-20           | 380          | 8%          | 854           | -19%        | 0.44        | 2,755        | -8%         | 7.25             | 66        | 96.5%        | 317,075        | 5.1%         | 328,652        | 8.1%         |
| Apr-20           | 282          | -45%        | 675           | -44%        | 0.42        | 2,657        | -18%        | 9.42             | 67        | 95.7%        | 309,450        | -1.4%        | 327,052        | 1.3%         |
| May-20           | 470          | -15%        | 1,149         | -14%        | 0.41        | 2,849        | -19%        | 6.06             | 59        | 96.4%        | 308,300        | -1.2%        | 328,232        | 4.0%         |
| Jun-20           | 716          | 42%         | 1,226         | 4%          | 0.58        | 2,851        | -20%        | 3.98             | 54        | 96.9%        | 311,250        | 0.4%         | 322,563        | -0.6%        |
| Jul-20           | 762          | 54%         | 1,203         | 10%         | 0.63        | 2,850        | -20%        | 3.74             | 55        | 97.3%        | 320,000        | 6.7%         | 338,313        | 6.9%         |
| Aug-20           | 660          | 47%         | 1,099         | 7%          | 0.60        | 2,794        | -21%        | 4.23             | 50        | 97.2%        | 326,000        | 11.3%        | 339,725        | 10.4%        |
| Sep-20           | 650          | 54%         | 1,064         | 6%          | 0.61        | 2,687        | -21%        | 4.13             | 51        | 96.8%        | 329,750        | 6.4%         | 337,228        | 4.3%         |
| Oct-20           | 584          | 42%         | 836           | -2%         | 0.70        | 2,438        | -22%        | 4.17             | 50        | 96.7%        | 319,500        | 11.1%        | 340,259        | 12.5%        |
| Nov-20           | 466          | 47%         | 567           | -10%        | 0.82        | 2,112        | -27%        | 4.53             | 48        | 97.0%        | 307,450        | -3.6%        | 321,355        | -0.8%        |
| Dec-20           | 363          | 41%         | 480           | 10%         | 0.76        | 1,806        | -28%        | 4.98             | 57        | 97.2%        | 318,800        | 3.0%         | 324,522        | 1.7%         |
| <b>2020</b>      | <b>5,937</b> | <b>23%</b>  | <b>10,649</b> | <b>-6%</b>  | <b>0.56</b> | <b>2,596</b> | <b>-17%</b> | <b>5.25</b>      | <b>57</b> | <b>96.8%</b> | <b>317,000</b> | <b>3.9%</b>  | <b>329,042</b> | <b>4.4%</b>  |
| Jan-21           | 363          | 25%         | 777           | -4%         | 0.47        | 1,939        | -27%        | 5.34             | 63        | 97.1%        | 296,500        | -1.6%        | 331,376        | 6.5%         |
| Feb-21           | 501          | 60%         | 726           | 6%          | 0.69        | 1,947        | -28%        | 3.89             | 52        | 97.4%        | 325,000        | 8.3%         | 336,037        | 12.9%        |
| Mar-21           | 765          | 101%        | 1,256         | 47%         | 0.61        | 2,180        | -21%        | 2.85             | 47        | 98.1%        | 337,500        | 6.4%         | 348,575        | 6.1%         |
| Apr-21           | 782          | 177%        | 1,311         | 94%         | 0.60        | 2,357        | -11%        | 3.01             | 47        | 98.7%        | 341,800        | 10.5%        | 349,248        | 6.8%         |
| May-21           | 785          | 67%         | 1,347         | 17%         | 0.58        | 2,566        | -10%        | 3.27             | 41        | 98.5%        | 354,900        | 15.1%        | 368,848        | 12.4%        |
| Jun-21           | 826          | 15%         | 1,128         | -8%         | 0.73        | 2,464        | -14%        | 2.98             | 45        | 97.9%        | 330,000        | 6.0%         | 351,583        | 9.0%         |
| Jul-21           | 657          | -14%        | 1,038         | -14%        | 0.63        | 2,480        | -13%        | 3.77             | 48        | 97.7%        | 330,000        | 3.1%         | 349,196        | 3.2%         |
| Aug-21           | 660          | 0%          | 1,048         | -5%         | 0.63        | 2,429        | -13%        | 3.68             | 48        | 97.9%        | 316,000        | -3.1%        | 345,682        | 1.8%         |
| Sep-21           | 569          | -12%        | 884           | -17%        | 0.64        | 2,334        | -13%        | 4.10             | 52        | 97.4%        | 314,500        | -4.6%        | 327,222        | -3.0%        |
| Oct-21           | 573          | -2%         | 785           | -6%         | 0.73        | 2,111        | -13%        | 3.68             | 49        | 97.5%        | 342,000        | 7.0%         | 355,839        | 4.6%         |
| Nov-21           | 562          | 21%         | 597           | 5%          | 0.94        | 1,828        | -13%        | 3.25             | 53        | 97.6%        | 346,700        | 12.8%        | 368,305        | 14.6%        |
| Dec-21           | 359          | -1%         | 408           | -15%        | 0.88        | 1,526        | -16%        | 4.25             | 51        | 97.6%        | 333,500        | 4.6%         | 355,104        | 9.4%         |
| <b>2021</b>      | <b>7,402</b> | <b>25%</b>  | <b>11,305</b> | <b>6%</b>   | <b>0.65</b> | <b>2,180</b> | <b>-16%</b> | <b>3.53</b>      | <b>49</b> | <b>97.9%</b> | <b>334,000</b> | <b>5.4%</b>  | <b>349,973</b> | <b>6.4%</b>  |
| Jan-22           | 323          | -11%        | 582           | -25%        | 0.55        | 1,551        | -20%        | 4.80             | 57        | 97.5%        | 314,000        | 5.9%         | 334,785        | 1.0%         |
| Feb-22           | 430          | -14%        | 686           | -6%         | 0.63        | 1,619        | -17%        | 3.77             | 52        | 98.3%        | 347,000        | 6.8%         | 356,312        | 6.0%         |
| Mar-22           | 673          | -12%        | 1,016         | -19%        | 0.66        | 1,725        | -21%        | 2.56             | 52        | 98.6%        | 349,900        | 3.7%         | 362,157        | 3.9%         |
| Apr-22           | 653          | -16%        | 959           | -27%        | 0.68        | 1,826        | -23%        | 2.80             | 44        | 99.0%        | 329,900        | -3.5%        | 355,104        | 1.7%         |
| May-22           | 740          | -6%         | 1,216         | -10%        | 0.61        | 2,008        | -22%        | 2.71             | 44        | 99.1%        | 325,000        | -8.4%        | 350,652        | -4.9%        |
| Jun-22           | 747          | -10%        | 1,306         | 16%         | 0.57        | 2,213        | -10%        | 2.96             | 37        | 99.1%        | 345,000        | 4.5%         | 372,263        | 5.9%         |
| Jul-22           | 589          | -10%        | 1,003         | -3%         | 0.59        | 2,270        | -8%         | 3.85             | 36        | 98.4%        | 331,900        | 0.6%         | 361,052        | 3.4%         |
| Aug-22           | 624          | -5%         | 950           | -9%         | 0.66        | 2,167        | -11%        | 3.47             | 44        | 97.8%        | 333,950        | 5.7%         | 362,307        | 4.8%         |
| Sep-22           | 466          | -18%        | 815           | -8%         | 0.57        | 2,107        | -10%        | 4.52             | 43        | 97.0%        | 325,700        | 3.6%         | 351,821        | 7.5%         |
| Oct-22           | 462          | -19%        | 716           | -9%         | 0.65        | 1,948        | -8%         | 4.22             | 48        | 96.8%        | 307,000        | -10.2%       | 328,494        | -7.7%        |
| Nov-22           | 358          | -36%        | 573           | -4%         | 0.62        | 1,827        | 0%          | 5.10             | 51        | 97.1%        | 324,500        | -6.4%        | 334,541        | -9.2%        |
| Dec-22           | 263          | -27%        | 321           | -21%        | 0.82        | 1,506        | -1%         | 5.73             | 53        | 96.7%        | 320,000        | -4.0%        | 359,557        | 1.3%         |
| <b>2022</b>      | <b>6,328</b> | <b>-15%</b> | <b>10,143</b> | <b>-10%</b> | <b>0.62</b> | <b>1,897</b> | <b>-13%</b> | <b>3.60</b>      | <b>45</b> | <b>98.2%</b> | <b>330,000</b> | <b>-1.2%</b> | <b>354,505</b> | <b>1.3%</b>  |
| Jan-23           | 258          | -20%        | 577           | -1%         | 0.45        | 1,553        | 0%          | 6.02             | 61        | 97.0%        | 322,450        | 2.7%         | 340,884        | 1.8%         |
| Feb-23           |              |             |               |             |             |              |             |                  |           |              |                |              |                |              |
| Mar-23           |              |             |               |             |             |              |             |                  |           |              |                |              |                |              |
| Apr-23           |              |             |               |             |             |              |             |                  |           |              |                |              |                |              |
| May-23           |              |             |               |             |             |              |             |                  |           |              |                |              |                |              |
| Jun-23           |              |             |               |             |             |              |             |                  |           |              |                |              |                |              |
| Jul-23           |              |             |               |             |             |              |             |                  |           |              |                |              |                |              |
| Aug-23           |              |             |               |             |             |              |             |                  |           |              |                |              |                |              |
| Sep-23           |              |             |               |             |             |              |             |                  |           |              |                |              |                |              |
| Oct-23           |              |             |               |             |             |              |             |                  |           |              |                |              |                |              |
| Nov-23           |              |             |               |             |             |              |             |                  |           |              |                |              |                |              |
| Dec-23           |              |             |               |             |             |              |             |                  |           |              |                |              |                |              |
| <b>2023</b>      | <b>258</b>   | <b>-20%</b> | <b>577</b>    | <b>-1%</b>  | <b>0.45</b> | <b>1,553</b> | <b>0%</b>   | <b>6.02</b>      | <b>61</b> | <b>97.0%</b> | <b>322,450</b> | <b>2.7%</b>  | <b>340,884</b> | <b>1.8%</b>  |

| SASKATOON REGION |              |             |              |             |             |              |            |                  |           |              |                |              |                |              |
|------------------|--------------|-------------|--------------|-------------|-------------|--------------|------------|------------------|-----------|--------------|----------------|--------------|----------------|--------------|
|                  | Sales        | Y/Y%        | New Listings | Y/Y%        | S/NL Ratio  | Inventory    | Y/Y%       | Months of Supply | DOM       | SP/LP        | Median Price   | Y/Y%         | Average Price  | Y/Y%         |
| Jan-13           | 221          | 2%          | 556          | 4%          | 0.40        | 1,336        | 2%         | 6.05             | 53        | 97.8%        | 328,000        | 4.9%         | 327,340        | 1.1%         |
| Feb-13           | 250          | -23%        | 533          | -6%         | 0.47        | 1,402        | 3%         | 5.61             | 50        | 98.1%        | 310,950        | 0.0%         | 322,353        | 6.1%         |
| Mar-13           | 328          | -6%         | 646          | -4%         | 0.51        | 1,503        | 3%         | 4.58             | 42        | 98.2%        | 335,680        | 6.6%         | 342,037        | 6.3%         |
| Apr-13           | 437          | 3%          | 794          | 3%          | 0.55        | 1,592        | 2%         | 3.64             | 43        | 97.8%        | 335,500        | -0.9%        | 346,070        | 3.7%         |
| May-13           | 450          | -8%         | 994          | 16%         | 0.45        | 1,820        | 10%        | 4.04             | 43        | 98.1%        | 343,250        | 6.4%         | 345,115        | 5.1%         |
| Jun-13           | 441          | 10%         | 801          | 4%          | 0.55        | 1,848        | 7%         | 4.19             | 41        | 98.0%        | 339,752        | 3.0%         | 344,484        | 2.9%         |
| Jul-13           | 466          | 7%          | 819          | 20%         | 0.57        | 1,880        | 12%        | 4.03             | 44        | 97.7%        | 325,000        | 1.9%         | 328,472        | -0.7%        |
| Aug-13           | 391          | 5%          | 834          | 23%         | 0.47        | 1,927        | 13%        | 4.93             | 45        | 97.6%        | 335,000        | 3.5%         | 331,302        | 1.6%         |
| Sep-13           | 367          | 2%          | 769          | 26%         | 0.48        | 1,893        | 16%        | 5.16             | 48        | 97.6%        | 336,900        | 8.9%         | 335,009        | 6.1%         |
| Oct-13           | 392          | 12%         | 737          | 22%         | 0.53        | 1,796        | 17%        | 4.58             | 56        | 97.2%        | 330,500        | 3.6%         | 331,263        | 1.4%         |
| Nov-13           | 303          | 3%          | 483          | 7%          | 0.63        | 1,626        | 16%        | 5.37             | 59        | 97.3%        | 329,900        | 4.7%         | 334,125        | 5.8%         |
| Dec-13           | 202          | 28%         | 327          | 24%         | 0.62        | 1,395        | 15%        | 6.91             | 57        | 97.4%        | 325,000        | 0.7%         | 318,734        | -5.5%        |
| <b>2013</b>      | <b>4,248</b> | <b>2%</b>   | <b>8,293</b> | <b>11%</b>  | <b>0.51</b> | <b>1,668</b> | <b>10%</b> | <b>4.71</b>      | <b>47</b> | <b>97.7%</b> | <b>332,500</b> | <b>3.9%</b>  | <b>335,359</b> | <b>3.1%</b>  |
| Jan-14           | 220          | 0%          | 596          | 7%          | 0.37        | 1,464        | 10%        | 6.65             | 62        | 97.3%        | 340,000        | 3.7%         | 351,592        | 7.4%         |
| Feb-14           | 279          | 12%         | 597          | 12%         | 0.47        | 1,506        | 7%         | 5.40             | 51        | 97.4%        | 360,000        | 15.8%        | 350,812        | 8.8%         |
| Mar-14           | 367          | 12%         | 780          | 21%         | 0.47        | 1,651        | 10%        | 4.50             | 51        | 98.0%        | 350,000        | 4.3%         | 351,134        | 2.7%         |
| Apr-14           | 425          | -3%         | 893          | 12%         | 0.48        | 1,803        | 13%        | 4.24             | 48        | 97.7%        | 349,900        | 4.3%         | 343,498        | -0.7%        |
| May-14           | 509          | 13%         | 1,002        | 1%          | 0.51        | 1,938        | 6%         | 3.81             | 43        | 97.7%        | 350,000        | 2.0%         | 351,179        | 1.8%         |
| Jun-14           | 529          | 20%         | 906          | 13%         | 0.58        | 1,936        | 5%         | 3.66             | 43        | 97.6%        | 356,000        | 4.8%         | 357,733        | 3.8%         |
| Jul-14           | 441          | -5%         | 946          | 16%         | 0.47        | 1,984        | 6%         | 4.50             | 42        | 97.4%        | 350,000        | 7.7%         | 348,280        | 6.0%         |
| Aug-14           | 391          | 0%          | 845          | 1%          | 0.46        | 1,998        | 4%         | 5.11             | 47        | 97.4%        | 340,000        | 1.5%         | 346,096        | 4.5%         |
| Sep-14           | 443          | 21%         | 923          | 20%         | 0.48        | 1,944        | 3%         | 4.39             | 45        | 97.1%        | 348,000        | 3.3%         | 339,989        | 1.5%         |
| Oct-14           | 387          | -1%         | 753          | 2%          | 0.51        | 1,839        | 2%         | 4.75             | 47        | 97.6%        | 340,000        | 2.9%         | 351,785        | 6.2%         |
| Nov-14           | 281          | -7%         | 547          | 13%         | 0.51        | 1,730        | 6%         | 6.16             | 47        | 97.4%        | 350,000        | 6.1%         | 352,571        | 5.5%         |
| Dec-14           | 192          | -5%         | 317          | -3%         | 0.61        | 1,441        | 3%         | 7.51             | 49        | 97.1%        | 360,000        | 10.8%        | 351,733        | 10.4%        |
| <b>2014</b>      | <b>4,464</b> | <b>5%</b>   | <b>9,105</b> | <b>10%</b>  | <b>0.49</b> | <b>1,770</b> | <b>6%</b>  | <b>4.76</b>      | <b>47</b> | <b>97.5%</b> | <b>349,900</b> | <b>5.2%</b>  | <b>349,540</b> | <b>4.2%</b>  |
| Jan-15           | 174          | -21%        | 673          | 13%         | 0.26        | 1,624        | 11%        | 9.33             | 59        | 97.3%        | 350,000        | 2.9%         | 363,637        | 3.4%         |
| Feb-15           | 228          | -18%        | 599          | 0%          | 0.38        | 1,678        | 11%        | 7.36             | 70        | 97.5%        | 350,500        | -2.6%        | 362,928        | 3.5%         |
| Mar-15           | 335          | -9%         | 828          | 6%          | 0.40        | 1,870        | 13%        | 5.58             | 51        | 97.9%        | 342,900        | -2.0%        | 352,339        | 0.3%         |
| Apr-15           | 387          | -9%         | 984          | 10%         | 0.39        | 2,098        | 16%        | 5.42             | 47        | 97.6%        | 345,000        | -1.4%        | 346,180        | 0.8%         |
| May-15           | 426          | -16%        | 1,009        | 1%          | 0.42        | 2,252        | 16%        | 5.29             | 51        | 97.7%        | 363,850        | 4.0%         | 361,619        | 3.0%         |
| Jun-15           | 459          | -13%        | 1,040        | 15%         | 0.44        | 2,361        | 22%        | 5.14             | 46        | 97.6%        | 351,800        | -1.2%        | 352,196        | -1.5%        |
| Jul-15           | 406          | -8%         | 895          | -5%         | 0.45        | 2,336        | 18%        | 5.75             | 48        | 97.2%        | 359,000        | 2.6%         | 369,924        | 6.2%         |
| Aug-15           | 325          | -17%        | 821          | -3%         | 0.40        | 2,327        | 16%        | 7.16             | 56        | 96.9%        | 350,000        | 2.9%         | 344,553        | -0.4%        |
| Sep-15           | 366          | -17%        | 881          | -5%         | 0.42        | 2,226        | 15%        | 6.08             | 46        | 97.0%        | 336,875        | -3.2%        | 337,055        | -0.9%        |
| Oct-15           | 294          | -24%        | 716          | -5%         | 0.41        | 2,106        | 15%        | 7.16             | 53        | 97.1%        | 352,750        | 3.8%         | 344,028        | -2.2%        |
| Nov-15           | 308          | 10%         | 576          | 5%          | 0.53        | 1,913        | 11%        | 6.21             | 58        | 97.0%        | 336,700        | -3.8%        | 337,780        | -4.2%        |
| Dec-15           | 192          | 0%          | 386          | 22%         | 0.50        | 1,622        | 13%        | 8.45             | 64        | 96.6%        | 346,000        | -3.9%        | 347,532        | -1.2%        |
| <b>2015</b>      | <b>3,900</b> | <b>-13%</b> | <b>9,408</b> | <b>3%</b>   | <b>0.41</b> | <b>2,034</b> | <b>15%</b> | <b>6.26</b>      | <b>52</b> | <b>97.3%</b> | <b>350,000</b> | <b>0.0%</b>  | <b>351,582</b> | <b>0.6%</b>  |
| Jan-16           | 160          | -8%         | 583          | -13%        | 0.27        | 1,707        | 5%         | 10.67            | 51        | 96.8%        | 354,950        | 1.4%         | 361,177        | -0.7%        |
| Feb-16           | 212          | -7%         | 644          | 8%          | 0.33        | 1,834        | 9%         | 8.65             | 60        | 96.5%        | 336,500        | -4.0%        | 338,088        | -6.8%        |
| Mar-16           | 321          | -4%         | 802          | -3%         | 0.40        | 1,920        | 3%         | 5.98             | 56        | 96.9%        | 332,000        | -3.2%        | 337,730        | -4.1%        |
| Apr-16           | 375          | -3%         | 910          | -8%         | 0.41        | 2,075        | -1%        | 5.53             | 50        | 97.6%        | 350,000        | 1.4%         | 347,963        | 0.5%         |
| May-16           | 372          | -13%        | 944          | -6%         | 0.39        | 2,236        | -1%        | 6.01             | 39        | 97.0%        | 341,000        | -6.3%        | 348,099        | -3.7%        |
| Jun-16           | 386          | -16%        | 861          | -17%        | 0.45        | 2,220        | -6%        | 5.75             | 49        | 97.5%        | 349,900        | -0.5%        | 356,876        | 1.3%         |
| Jul-16           | 365          | -10%        | 744          | -17%        | 0.49        | 2,132        | -9%        | 5.84             | 50        | 96.8%        | 350,000        | -2.5%        | 361,439        | -2.3%        |
| Aug-16           | 358          | 10%         | 824          | 0%          | 0.43        | 2,158        | -7%        | 6.03             | 54        | 97.0%        | 345,000        | -1.4%        | 349,182        | 1.3%         |
| Sep-16           | 338          | -8%         | 753          | -15%        | 0.45        | 2,034        | -9%        | 6.02             | 50        | 97.0%        | 347,700        | 3.2%         | 346,612        | 2.8%         |
| Oct-16           | 316          | 7%          | 707          | -1%         | 0.45        | 1,925        | -9%        | 6.09             | 53        | 96.5%        | 336,500        | -4.6%        | 335,024        | -2.6%        |
| Nov-16           | 230          | -25%        | 580          | 1%          | 0.40        | 1,821        | -5%        | 7.92             | 53        | 96.6%        | 349,900        | 3.9%         | 355,892        | 5.4%         |
| Dec-16           | 169          | -12%        | 348          | -10%        | 0.49        | 1,572        | -3%        | 9.30             | 56        | 96.2%        | 335,000        | -3.2%        | 336,104        | -3.3%        |
| <b>2016</b>      | <b>3,602</b> | <b>-8%</b>  | <b>8,700</b> | <b>-8%</b>  | <b>0.41</b> | <b>1,970</b> | <b>-3%</b> | <b>6.56</b>      | <b>51</b> | <b>97.0%</b> | <b>345,000</b> | <b>-1.4%</b> | <b>348,201</b> | <b>-1.0%</b> |
| Jan-17           | 182          | 14%         | 654          | 12%         | 0.28        | 1,689        | -1%        | 9.28             | 58        | 96.6%        | 330,500        | -6.9%        | 337,332        | -6.6%        |
| Feb-17           | 209          | -1%         | 575          | -11%        | 0.36        | 1,763        | -4%        | 8.44             | 53        | 96.7%        | 338,800        | 0.7%         | 347,215        | 2.7%         |
| Mar-17           | 275          | -14%        | 827          | 3%          | 0.33        | 1,974        | 3%         | 7.18             | 48        | 96.7%        | 345,000        | 3.9%         | 362,592        | 7.4%         |
| Apr-17           | 302          | -19%        | 874          | -4%         | 0.35        | 2,151        | 4%         | 7.12             | 50        | 97.3%        | 345,000        | -1.4%        | 353,173        | 1.5%         |
| May-17           | 422          | 13%         | 1,042        | 10%         | 0.40        | 2,333        | 4%         | 5.53             | 48        | 97.1%        | 350,000        | 2.6%         | 351,355        | 0.9%         |
| Jun-17           | 393          | 2%          | 937          | 9%          | 0.42        | 2,396        | 8%         | 6.10             | 46        | 96.9%        | 338,000        | -3.4%        | 341,038        | -4.4%        |
| Jul-17           | 345          | -5%         | 815          | 10%         | 0.42        | 2,401        | 13%        | 6.96             | 51        | 96.1%        | 334,000        | -4.6%        | 330,927        | -8.4%        |
| Aug-17           | 316          | -12%        | 833          | 1%          | 0.38        | 2,424        | 12%        | 7.67             | 56        | 97.0%        | 343,000        | -0.6%        | 338,606        | -3.0%        |
| Sep-17           | 275          | -19%        | 743          | -1%         | 0.37        | 2,334        | 15%        | 8.49             | 56        | 96.4%        | 334,100        | -3.9%        | 333,765        | -3.7%        |
| Oct-17           | 320          | 1%          | 673          | -5%         | 0.48        | 2,134        | 11%        | 6.67             | 59        | 96.5%        | 334,950        | -0.5%        | 322,643        | -3.7%        |
| Nov-17           | 266          | 16%         | 556          | -4%         | 0.48        | 1,978        | 9%         | 7.44             | 60        | 96.3%        | 339,700        | -2.9%        | 340,574        | -4.3%        |
| Dec-17           | 184          | 9%          | 297          | -15%        | 0.62        | 1,666        | 6%         | 9.05             | 65        | 95.9%        | 336,000        | 0.3%         | 343,417        | 2.2%         |
| <b>2017</b>      | <b>3,489</b> | <b>-3%</b>  | <b>8,826</b> | <b>1%</b>   | <b>0.40</b> | <b>2,104</b> | <b>7%</b>  | <b>7.24</b>      | <b>53</b> | <b>96.7%</b> | <b>339,900</b> | <b>-1.5%</b> | <b>341,821</b> | <b>-1.8%</b> |
| Jan-18           | 215          | 18%         | 525          | -20%        | 0.41        | 1,652        | -2%        | 7.68             | 73        | 96.5%        | 329,500        | -0.3%        | 330,454        | -2.0%        |
| Feb-18           | 193          | -8%         | 496          | -14%        | 0.39        | 1,733        | -2%        | 8.98             | 65        | 96.4%        | 335,000        | -1.1%        | 331,437        | -4.5%        |
| Mar-18           | 228          | -17%        | 646          | -22%        | 0.35        | 1,879        | -5%        | 8.24             | 67        | 96.6%        | 323,750        | -6.2%        | 333,679        | -8.0%        |
| Apr-18           | 330          | 9%          | 758          | -13%        | 0.44        | 1,991        | -7%        | 6.03             | 57        | 96.8%        | 329,950        | -4.4%        | 343,578        | -2.7%        |
| May-18           | 369          | -13%        | 920          | -12%        | 0.40        | 2,225        | -5%        | 6.03             | 50        | 96.9%        | 333,000        | -4.9%        | 338,217        | -3.7%        |
| Jun-18           | 329          | -16%        | 809          | -14%        | 0.41        | 2,342        | -2%        | 7.12             | 46        | 96.6%        | 340,000        | 0.6%         | 341,958        | 0.3%         |
| Jul-18           | 371          | 8%          | 731          | -10%        | 0.51        | 2,328        | -3%        | 6.27             | 55        | 96.6%        | 334,900        | 0.3%         | 338,668        | 2.3%         |
| Aug-18           | 320          | 1%          | 697          | -16%        | 0.46        | 2,319        | -4%        | 7.25             | 57        | 96.5%        | 327,250        | -4.6%        | 330,840        | -2.3%        |
| Sep-18           | 274          | 0%          | 601          | -19%        | 0.46        | 2,199        | -6%        | 8.03             | 68        | 96.4%        | 315,000        | -5.7%        | 313,430        | -6.1%        |
| Oct-18           | 268          | -16%        | 582          | -14%        | 0.46        | 2,049        | -4%        | 7.65             | 62        | 96.3%        | 338,000        | 0.9%         | 344,646        | 6.8%         |
| Nov-18           | 210          | -21%        | 496          | -11%        | 0.42        | 1,949        | -1%        | 9.28             | 70        | 96.2%        | 336,500        | -0.9%        | 338,715        | -0.5%        |
| Dec-18           | 160          | -13%        | 279          | -6%         | 0.57        | 1,667        | 0%         | 10.42            | 62        | 95.6%        | 338,500        | 0.7%         | 345,156        | 0.5%         |
| <b>2018</b>      | <b>3,267</b> | <b>-6%</b>  | <b>7,540</b> | <b>-15%</b> | <b>0.43</b> | <b>2,028</b> | <b>-4%</b> | <b>7.45</b>      | <b>60</b> | <b>96.5%</b> | <b>330,000</b> | <b>-2.9%</b> | <b>336,056</b> | <b>-1.7%</b> |

| SASKATOON REGION |              |             |              |             |             |              |             |                  |           |              |                |             |                |             |
|------------------|--------------|-------------|--------------|-------------|-------------|--------------|-------------|------------------|-----------|--------------|----------------|-------------|----------------|-------------|
|                  | Sales        | Y/Y%        | New Listings | Y/Y%        | S/NL Ratio  | Inventory    | Y/Y%        | Months of Supply | DOM       | SP/LP        | Median Price   | Y/Y%        | Average Price  | Y/Y%        |
| Jan-19           | 189          | -12%        | 509          | -3%         | 0.37        | 1,684        | 2%          | 8.91             | 80        | 95.5%        | 310,000        | -5.9%       | 332,903        | 0.7%        |
| Feb-19           | 216          | 12%         | 447          | -10%        | 0.48        | 1,674        | -3%         | 7.75             | 64        | 96.6%        | 314,750        | -6.0%       | 325,241        | -1.9%       |
| Mar-19           | 237          | 4%          | 699          | 8%          | 0.34        | 1,855        | -1%         | 7.83             | 64        | 96.5%        | 324,000        | 0.1%        | 323,404        | -3.1%       |
| Apr-19           | 355          | 8%          | 782          | 3%          | 0.45        | 2,004        | 1%          | 5.65             | 63        | 96.8%        | 344,500        | 4.4%        | 342,291        | -0.4%       |
| May-19           | 385          | 4%          | 912          | -1%         | 0.42        | 2,206        | -1%         | 5.73             | 50        | 97.1%        | 345,000        | 3.6%        | 343,208        | 1.5%        |
| Jun-19           | 362          | 10%         | 799          | -1%         | 0.45        | 2,278        | -3%         | 6.29             | 50        | 96.5%        | 335,000        | -1.5%       | 348,395        | 1.9%        |
| Jul-19           | 326          | -12%        | 744          | 2%          | 0.44        | 2,296        | -1%         | 7.04             | 54        | 96.7%        | 355,500        | 6.2%        | 355,084        | 4.8%        |
| Aug-19           | 298          | -7%         | 708          | 2%          | 0.42        | 2,312        | 0%          | 7.76             | 66        | 96.4%        | 325,000        | -0.7%       | 331,101        | 0.1%        |
| Sep-19           | 301          | 10%         | 686          | 14%         | 0.44        | 2,227        | 1%          | 7.40             | 61        | 96.4%        | 333,500        | 5.9%        | 347,659        | 10.9%       |
| Oct-19           | 278          | 4%          | 597          | 3%          | 0.47        | 2,057        | 0%          | 7.40             | 58        | 96.6%        | 321,750        | -4.8%       | 326,350        | -5.3%       |
| Nov-19           | 232          | 10%         | 427          | -14%        | 0.54        | 1,913        | -2%         | 8.25             | 58        | 96.5%        | 335,450        | -0.3%       | 335,684        | -0.9%       |
| Dec-19           | 181          | 13%         | 293          | 5%          | 0.62        | 1,652        | -1%         | 9.13             | 62        | 96.0%        | 325,000        | -4.0%       | 339,174        | -1.7%       |
| <b>2019</b>      | <b>3,360</b> | <b>3%</b>   | <b>7,603</b> | <b>1%</b>   | <b>0.44</b> | <b>2,013</b> | <b>-1%</b>  | <b>7.19</b>      | <b>60</b> | <b>96.5%</b> | <b>334,100</b> | <b>1.2%</b> | <b>338,884</b> | <b>0.8%</b> |
| Jan-20           | 211          | 12%         | 536          | 5%          | 0.39        | 1,708        | 1%          | 8.09             | 72        | 96.6%        | 341,500        | 10.2%       | 339,028        | 1.8%        |
| Feb-20           | 212          | -2%         | 460          | 3%          | 0.46        | 1,738        | 4%          | 8.20             | 74        | 96.2%        | 335,000        | 6.4%        | 318,713        | -2.0%       |
| Mar-20           | 267          | 13%         | 585          | -16%        | 0.46        | 1,784        | -4%         | 6.68             | 64        | 96.8%        | 337,000        | 4.0%        | 342,477        | 5.9%        |
| Apr-20           | 205          | -42%        | 444          | -43%        | 0.46        | 1,709        | -15%        | 8.34             | 63        | 95.9%        | 327,000        | -5.1%       | 348,770        | 1.9%        |
| May-20           | 356          | -8%         | 789          | -13%        | 0.45        | 1,818        | -18%        | 5.11             | 58        | 96.7%        | 329,300        | -4.6%       | 345,373        | 0.6%        |
| Jun-20           | 526          | 45%         | 838          | 5%          | 0.63        | 1,808        | -21%        | 3.44             | 52        | 97.1%        | 336,000        | 0.3%        | 342,856        | -1.6%       |
| Jul-20           | 551          | 69%         | 824          | 11%         | 0.67        | 1,796        | -22%        | 3.26             | 50        | 97.5%        | 350,000        | -1.5%       | 358,509        | 1.0%        |
| Aug-20           | 482          | 62%         | 753          | 6%          | 0.64        | 1,752        | -24%        | 3.63             | 47        | 97.3%        | 345,250        | 6.2%        | 360,153        | 8.8%        |
| Sep-20           | 466          | 55%         | 729          | 6%          | 0.64        | 1,671        | -25%        | 3.59             | 46        | 96.9%        | 345,500        | 3.6%        | 350,646        | 0.9%        |
| Oct-20           | 426          | 53%         | 537          | -10%        | 0.79        | 1,470        | -29%        | 3.45             | 45        | 96.9%        | 345,000        | 7.2%        | 363,324        | 11.3%       |
| Nov-20           | 328          | 41%         | 384          | -10%        | 0.85        | 1,246        | -35%        | 3.80             | 44        | 97.2%        | 333,000        | -0.7%       | 345,999        | 3.1%        |
| Dec-20           | 256          | 41%         | 281          | -4%         | 0.91        | 1,022        | -38%        | 3.99             | 49        | 97.3%        | 333,000        | 2.5%        | 335,707        | -1.0%       |
| <b>2020</b>      | <b>4,286</b> | <b>28%</b>  | <b>7,160</b> | <b>-6%</b>  | <b>0.60</b> | <b>1,627</b> | <b>-19%</b> | <b>4.55</b>      | <b>53</b> | <b>97.0%</b> | <b>340,000</b> | <b>1.8%</b> | <b>348,594</b> | <b>2.9%</b> |
| Jan-21           | 252          | 19%         | 461          | -14%        | 0.55        | 1,070        | -37%        | 4.25             | 56        | 97.3%        | 330,000        | -3.4%       | 358,293        | 5.7%        |
| Feb-21           | 337          | 59%         | 450          | -2%         | 0.75        | 1,067        | -39%        | 3.17             | 49        | 97.8%        | 365,000        | 9.0%        | 368,645        | 15.7%       |
| Mar-21           | 528          | 98%         | 808          | 38%         | 0.65        | 1,193        | -33%        | 2.26             | 38        | 98.5%        | 368,000        | 9.2%        | 371,653        | 8.5%        |
| Apr-21           | 563          | 175%        | 889          | 100%        | 0.63        | 1,332        | -22%        | 2.37             | 43        | 98.9%        | 368,600        | 12.7%       | 370,145        | 6.1%        |
| May-21           | 550          | 54%         | 858          | 9%          | 0.64        | 1,435        | -21%        | 2.61             | 36        | 98.8%        | 380,500        | 15.5%       | 395,616        | 14.5%       |
| Jun-21           | 547          | 4%          | 767          | -8%         | 0.71        | 1,409        | -22%        | 2.58             | 39        | 98.4%        | 372,000        | 10.7%       | 382,336        | 11.5%       |
| Jul-21           | 428          | -22%        | 678          | -18%        | 0.63        | 1,437        | -20%        | 3.36             | 38        | 98.1%        | 365,833        | 4.5%        | 382,845        | 6.8%        |
| Aug-21           | 412          | -15%        | 677          | -10%        | 0.61        | 1,418        | -19%        | 3.44             | 42        | 98.0%        | 364,500        | 5.6%        | 371,128        | 3.0%        |
| Sep-21           | 380          | -18%        | 555          | -24%        | 0.68        | 1,353        | -19%        | 3.56             | 47        | 97.5%        | 350,000        | 1.3%        | 355,872        | 1.5%        |
| Oct-21           | 396          | -7%         | 511          | -5%         | 0.77        | 1,213        | -17%        | 3.06             | 44        | 97.9%        | 371,500        | 7.7%        | 382,674        | 5.3%        |
| Nov-21           | 396          | 21%         | 357          | -7%         | 1.11        | 996          | -20%        | 2.52             | 50        | 97.7%        | 379,950        | 14.1%       | 394,622        | 14.1%       |
| Dec-21           | 250          | -2%         | 246          | -12%        | 1.02        | 802          | -22%        | 3.21             | 48        | 97.8%        | 353,200        | 6.1%        | 367,984        | 9.6%        |
| <b>2021</b>      | <b>5,039</b> | <b>18%</b>  | <b>7,257</b> | <b>1%</b>   | <b>0.69</b> | <b>1,227</b> | <b>-25%</b> | <b>2.92</b>      | <b>43</b> | <b>98.2%</b> | <b>368,000</b> | <b>8.2%</b> | <b>376,597</b> | <b>8.0%</b> |
| Jan-22           | 205          | -19%        | 328          | -29%        | 0.63        | 813          | -24%        | 3.97             | 52        | 97.6%        | 355,000        | 7.6%        | 373,396        | 4.2%        |
| Feb-22           | 258          | -23%        | 443          | -2%         | 0.58        | 886          | -17%        | 3.43             | 44        | 98.7%        | 396,250        | 8.6%        | 399,213        | 8.3%        |
| Mar-22           | 407          | -23%        | 625          | -23%        | 0.65        | 968          | -19%        | 2.38             | 43        | 98.9%        | 387,500        | 5.3%        | 399,307        | 7.4%        |
| Apr-22           | 401          | -29%        | 620          | -30%        | 0.65        | 1,065        | -20%        | 2.66             | 38        | 99.3%        | 377,900        | 2.5%        | 388,405        | 4.9%        |
| May-22           | 448          | -19%        | 786          | -8%         | 0.57        | 1,221        | -15%        | 2.73             | 39        | 99.7%        | 375,000        | -1.4%       | 394,012        | -0.4%       |
| Jun-22           | 494          | -10%        | 838          | 9%          | 0.59        | 1,329        | -6%         | 2.69             | 33        | 99.7%        | 399,900        | 7.5%        | 414,772        | 8.5%        |
| Jul-22           | 356          | -17%        | 669          | -1%         | 0.53        | 1,409        | -2%         | 3.96             | 34        | 99.1%        | 400,000        | 9.3%        | 410,528        | 7.2%        |
| Aug-22           | 429          | 4%          | 631          | -7%         | 0.68        | 1,335        | -6%         | 3.11             | 42        | 97.8%        | 376,000        | 3.2%        | 397,235        | 7.0%        |
| Sep-22           | 301          | -21%        | 551          | -1%         | 0.55        | 1,320        | -2%         | 4.39             | 41        | 97.2%        | 375,000        | 7.1%        | 388,068        | 9.0%        |
| Oct-22           | 301          | -24%        | 451          | -12%        | 0.67        | 1,207        | 0%          | 4.01             | 49        | 97.0%        | 340,000        | -8.5%       | 357,240        | -6.6%       |
| Nov-22           | 231          | -42%        | 381          | 7%          | 0.61        | 1,133        | 14%         | 4.90             | 48        | 96.9%        | 364,000        | -4.2%       | 368,156        | -6.7%       |
| Dec-22           | 180          | -28%        | 198          | -20%        | 0.91        | 925          | 15%         | 5.14             | 51        | 96.6%        | 363,700        | 3.0%        | 385,692        | 4.8%        |
| <b>2022</b>      | <b>4,011</b> | <b>-20%</b> | <b>6,521</b> | <b>-10%</b> | <b>0.62</b> | <b>1,134</b> | <b>-8%</b>  | <b>3.39</b>      | <b>41</b> | <b>98.5%</b> | <b>380,000</b> | <b>3.3%</b> | <b>392,569</b> | <b>4.2%</b> |
| Jan-23           | 155          | -24%        | 338          | 3%          | 0.46        | 933          | 15%         | 6.02             | 54        | 97.2%        | 362,500        | 2.1%        | 377,228        | 1.0%        |
| Feb-23           |              |             |              |             |             |              |             |                  |           |              |                |             |                |             |
| Mar-23           |              |             |              |             |             |              |             |                  |           |              |                |             |                |             |
| Apr-23           |              |             |              |             |             |              |             |                  |           |              |                |             |                |             |
| May-23           |              |             |              |             |             |              |             |                  |           |              |                |             |                |             |
| Jun-23           |              |             |              |             |             |              |             |                  |           |              |                |             |                |             |
| Jul-23           |              |             |              |             |             |              |             |                  |           |              |                |             |                |             |
| Aug-23           |              |             |              |             |             |              |             |                  |           |              |                |             |                |             |
| Sep-23           |              |             |              |             |             |              |             |                  |           |              |                |             |                |             |
| Oct-23           |              |             |              |             |             |              |             |                  |           |              |                |             |                |             |
| Nov-23           |              |             |              |             |             |              |             |                  |           |              |                |             |                |             |
| Dec-23           |              |             |              |             |             |              |             |                  |           |              |                |             |                |             |
| <b>2023</b>      | <b>155</b>   | <b>-24%</b> | <b>338</b>   | <b>3%</b>   | <b>0.46</b> | <b>933</b>   | <b>15%</b>  | <b>6.02</b>      | <b>54</b> | <b>97.2%</b> | <b>362,500</b> | <b>2.1%</b> | <b>377,228</b> | <b>1.0%</b> |

**Monthly Sales Comparison**



**SALES**

**26**

10.3% Y/Y ↓ 10.3% YTD ↓  
10-year average spread

6.1% YTD ↓ 6.1% YTD ↓

**NEW LISTINGS**

**71**

2.9% Y/Y ↑ 2.9% YTD ↑  
10-year average spread

31.9% YTD ↓ 31.9% YTD ↓



**TOTAL RESIDENTIAL AVERAGE PRICE**

**\$ 180,769**

↓ 12.4% Y/Y



Monthly trend\*

**INVENTORY**

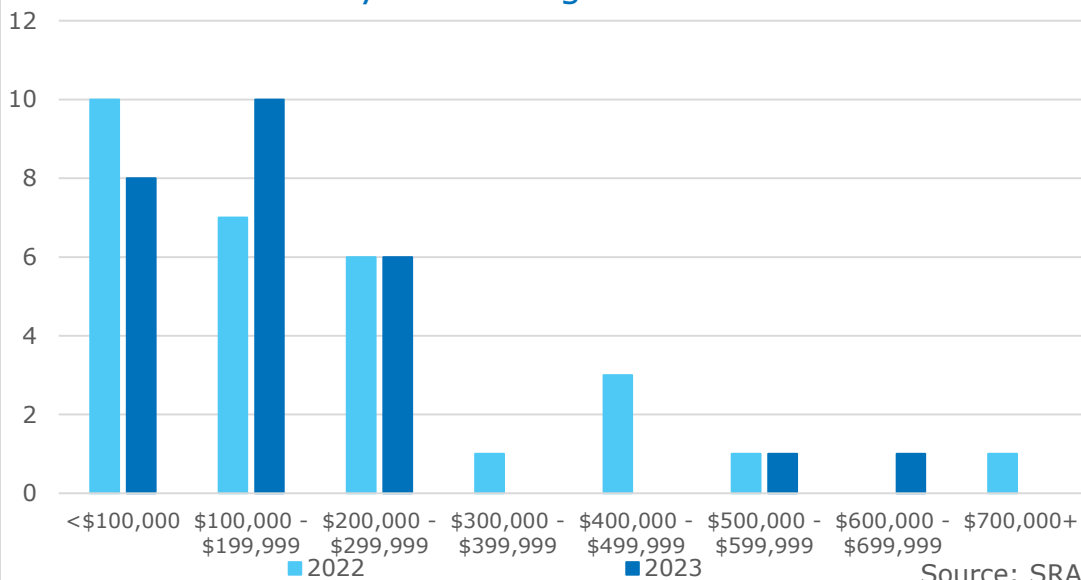
**536**

7.9% Y/Y ↓ Monthly trend\* →  
10-year average spread

11.5% YTD ↓ 11.5% YTD ↓

**Residential Sales by Price Range**

YTD-JAN



**MONTHS OF SUPPLY**

**20.62**

2.7% Y/Y ↑ Monthly trend\* →  
10-year average spread

14.0% YTD ↓ 14.0% YTD ↓

## January 2023

|                          | Sales     |             | New Listings |           | Inventory  |            | S/NL       | Months of Supply |           | DOM       | Average Price    |             |
|--------------------------|-----------|-------------|--------------|-----------|------------|------------|------------|------------------|-----------|-----------|------------------|-------------|
|                          | Actual    | Y/Y%        | Actual       | Y/Y%      | Actual     | Y/Y%       | Ratio      | Actual           | Y/Y%      | Actual    | Actual           | Y/Y%        |
| Detached                 | 18        | -25%        | 47           | -6%       | 374        | -9%        | 38%        | 20.78            | 21%       | 84        | \$179,950        | -12%        |
| Attached                 | 1         | 0%          | 3            | -50%      | 29         | 16%        | 33%        | 29.00            | 16%       | 64        | \$150,000        | 0%          |
| Apartment                | 3         | 200%        | 9            | 350%      | 47         | 47%        | 33%        | 15.67            | -51%      | 96        | \$144,000        | -12%        |
| Acreage                  | 2         | 0%          | 6            | 50%       | 50         | -7%        | 33%        | 25.00            | -7%       | 223       | \$405,000        | 13%         |
| Mobile                   | 2         | 100%        | 6            | -14%      | 36         | -39%       | 33%        | 18.00            | -69%      | 59        | \$34,450         | 1%          |
| <b>Total Residential</b> | <b>26</b> | <b>-10%</b> | <b>71</b>    | <b>3%</b> | <b>536</b> | <b>-8%</b> | <b>37%</b> | <b>20.62</b>     | <b>3%</b> | <b>93</b> | <b>\$180,769</b> | <b>-12%</b> |

## 10-Year Averages

|                   | Sales |       | New Listings |       | Inventory |       | S/NL | Months of Supply |       | DOM | Average Price |       |
|-------------------|-------|-------|--------------|-------|-----------|-------|------|------------------|-------|-----|---------------|-------|
|                   | Avg   | %Diff | Avg          | %Diff | Avg       | %Diff | Avg  | Avg              | %Diff | Avg | Avg           | %Diff |
| Total Residential | 28    | -6%   | 104          | -32%  | 605       | -11%  | 28%  | 23.96            | -14%  | 103 | \$234,639     | -23%  |

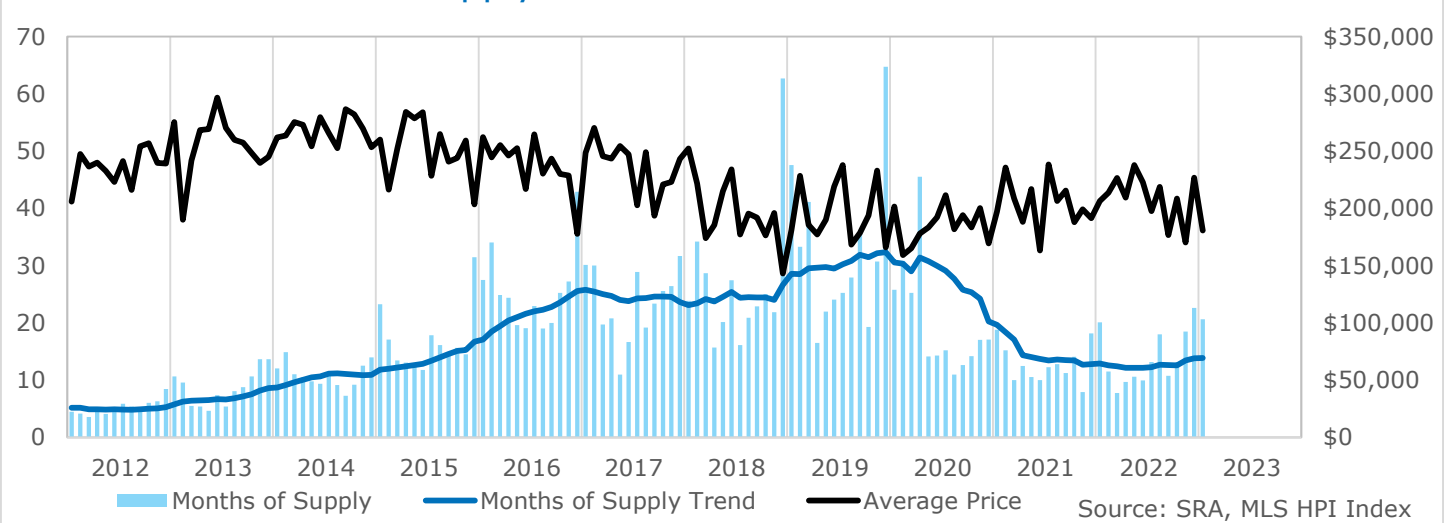
## Year-to-Date January 2023

|                          | Sales     |             | New Listings |           | Inventory  |            | S/NL       | Months of Supply |           | DOM       | Average Price    |             |
|--------------------------|-----------|-------------|--------------|-----------|------------|------------|------------|------------------|-----------|-----------|------------------|-------------|
|                          | Actual    | Y/Y%        | Actual       | Y/Y%      | Actual     | Y/Y%       | Ratio      | Actual           | Y/Y%      | Actual    | Actual           | Y/Y%        |
| Detached                 | 18        | -25%        | 47           | -6%       | 374        | -9%        | 38%        | 20.78            | 21%       | 84        | \$179,950        | -12%        |
| Attached                 | 1         | 0%          | 3            | -50%      | 29         | 16%        | 33%        | 29.00            | 16%       | 64        | \$150,000        | 0%          |
| Apartment                | 3         | 200%        | 9            | 350%      | 47         | 47%        | 33%        | 15.67            | -51%      | 96        | \$144,000        | -12%        |
| Acreage                  | 2         | 0%          | 6            | 50%       | 50         | -7%        | 33%        | 25.00            | -7%       | 223       | \$405,000        | 13%         |
| Mobile                   | 2         | 100%        | 6            | -14%      | 36         | -39%       | 33%        | 18.00            | -69%      | 59        | \$34,450         | 1%          |
| <b>Total Residential</b> | <b>26</b> | <b>-10%</b> | <b>71</b>    | <b>3%</b> | <b>536</b> | <b>-8%</b> | <b>37%</b> | <b>20.62</b>     | <b>3%</b> | <b>93</b> | <b>\$180,769</b> | <b>-12%</b> |

## 10-Year Averages

|                   | Sales |       | New Listings |       | Inventory |       | S/NL | Months of Supply |       | DOM | Average Price |       |
|-------------------|-------|-------|--------------|-------|-----------|-------|------|------------------|-------|-----|---------------|-------|
|                   | Avg   | %Diff | Avg          | %Diff | Avg       | %Diff | Avg  | Avg              | %Diff | Avg | Avg           | %Diff |
| Total Residential | 28    | -6%   | 104          | -32%  | 605       | -11%  | 28%  | 23.96            | -14%  | 103 | \$234,639     | -23%  |

## Residential Months of Supply and Price





| SOUTH EAST SASKATCHEWAN |            |             |              |            |             |            |            |                  |            |              |                |               |                |               |
|-------------------------|------------|-------------|--------------|------------|-------------|------------|------------|------------------|------------|--------------|----------------|---------------|----------------|---------------|
|                         | Sales      | Y/Y%        | New Listings | Y/Y%       | S/NL Ratio  | Inventory  | Y/Y%       | Months of Supply | DOM        | SP/LP        | Median Price   | Y/Y%          | Average Price  | Y/Y%          |
| Jan-13                  | 38         | -30%        | 166          | 77%        | 0.23        | 405        | 68%        | 10.66            | 74         | 95.7%        | 257,450        | 18.7%         | 275,379        | 33.7%         |
| Feb-13                  | 42         | -35%        | 60           | -48%       | 0.70        | 403        | 49%        | 9.60             | 81         | 95.6%        | 181,250        | -20.3%        | 190,058        | -23.2%        |
| Mar-13                  | 67         | -13%        | 81           | -16%       | 0.83        | 369        | 33%        | 5.51             | 90         | 95.0%        | 235,000        | 4.5%          | 241,742        | 2.2%          |
| Apr-13                  | 76         | 19%         | 148          | 22%        | 0.51        | 412        | 36%        | 5.42             | 71         | 96.1%        | 265,750        | 16.9%         | 268,479        | 11.8%         |
| May-13                  | 92         | 8%          | 147          | -3%        | 0.63        | 428        | 23%        | 4.65             | 66         | 96.8%        | 267,450        | 16.3%         | 269,143        | 15.7%         |
| Jun-13                  | 64         | -9%         | 148          | 38%        | 0.43        | 471        | 32%        | 7.36             | 59         | 95.5%        | 274,500        | 29.9%         | 296,680        | 33.1%         |
| Jul-13                  | 89         | 39%         | 139          | 20%        | 0.64        | 482        | 28%        | 5.42             | 70         | 96.3%        | 263,160        | 28.4%         | 270,265        | 12.1%         |
| Aug-13                  | 68         | -4%         | 182          | 63%        | 0.37        | 550        | 44%        | 8.09             | 70         | 95.6%        | 243,000        | 13.0%         | 259,896        | 20.2%         |
| Sep-13                  | 61         | -24%        | 118          | -17%       | 0.52        | 534        | 34%        | 8.75             | 65         | 95.4%        | 245,000        | 3.6%          | 257,441        | 1.3%          |
| Oct-13                  | 54         | -14%        | 149          | 64%        | 0.36        | 574        | 51%        | 10.63            | 68         | 95.4%        | 239,900        | -1.5%         | 248,225        | -3.4%         |
| Nov-13                  | 41         | -25%        | 84           | 33%        | 0.49        | 559        | 61%        | 13.63            | 75         | 95.3%        | 217,700        | -4.5%         | 239,735        | 0.0%          |
| Dec-13                  | 37         | 3%          | 61           | 36%        | 0.61        | 506        | 66%        | 13.68            | 80         | 93.5%        | 255,000        | 18.6%         | 244,926        | 2.4%          |
| <b>2013</b>             | <b>729</b> | <b>-7%</b>  | <b>1,483</b> | <b>18%</b> | <b>0.49</b> | <b>474</b> | <b>43%</b> | <b>7.81</b>      | <b>72</b>  | <b>95.7%</b> | <b>245,000</b> | <b>8.9%</b>   | <b>258,605</b> | <b>9.4%</b>   |
| Jan-14                  | 36         | -5%         | 98           | -41%       | 0.37        | 433        | 7%         | 12.03            | 75         | 95.6%        | 244,000        | -5.2%         | 261,900        | -4.9%         |
| Feb-14                  | 37         | -12%        | 191          | 218%       | 0.19        | 551        | 37%        | 14.89            | 71         | 96.6%        | 278,000        | 53.4%         | 263,524        | 38.7%         |
| Mar-14                  | 51         | -24%        | 104          | 28%        | 0.49        | 562        | 52%        | 11.02            | 79         | 95.8%        | 232,000        | -1.3%         | 275,417        | 13.9%         |
| Apr-14                  | 59         | -22%        | 158          | 7%         | 0.37        | 620        | 50%        | 10.51            | 85         | 95.3%        | 230,000        | -13.5%        | 272,863        | 1.6%          |
| May-14                  | 67         | -27%        | 144          | -2%        | 0.47        | 658        | 54%        | 9.82             | 85         | 96.1%        | 244,500        | -8.6%         | 254,159        | -5.6%         |
| Jun-14                  | 71         | 11%         | 135          | -9%        | 0.53        | 665        | 41%        | 9.37             | 82         | 95.0%        | 257,000        | -6.4%         | 279,731        | -5.7%         |
| Jul-14                  | 56         | -37%        | 220          | 58%        | 0.25        | 618        | 28%        | 11.04            | 68         | 95.0%        | 272,000        | 3.4%          | 265,726        | -1.7%         |
| Aug-14                  | 69         | 1%          | 150          | -18%       | 0.46        | 632        | 15%        | 9.16             | 63         | 95.0%        | 252,000        | 3.7%          | 252,675        | -2.8%         |
| Sep-14                  | 82         | 34%         | 117          | -1%        | 0.70        | 597        | 12%        | 7.28             | 68         | 95.5%        | 260,000        | 6.1%          | 286,573        | 11.3%         |
| Oct-14                  | 59         | 9%          | 112          | -25%       | 0.53        | 542        | -6%        | 9.19             | 81         | 95.6%        | 247,750        | 3.3%          | 282,072        | 13.6%         |
| Nov-14                  | 41         | 0%          | 95           | 13%        | 0.43        | 513        | -8%        | 12.51            | 83         | 94.5%        | 260,000        | 19.4%         | 269,752        | 12.5%         |
| Dec-14                  | 31         | -16%        | 92           | 51%        | 0.34        | 434        | -14%       | 14.00            | 89         | 93.9%        | 235,000        | -7.8%         | 253,304        | 3.4%          |
| <b>2014</b>             | <b>659</b> | <b>-10%</b> | <b>1,616</b> | <b>9%</b>  | <b>0.41</b> | <b>569</b> | <b>20%</b> | <b>10.36</b>     | <b>77</b>  | <b>95.3%</b> | <b>251,500</b> | <b>2.7%</b>   | <b>269,472</b> | <b>4.2%</b>   |
| Jan-15                  | 20         | -44%        | 104          | 6%         | 0.19        | 465        | 7%         | 23.25            | 85         | 93.2%        | 260,950        | 6.9%          | 260,053        | -0.7%         |
| Feb-15                  | 29         | -22%        | 93           | -51%       | 0.31        | 495        | -10%       | 17.07            | 99         | 93.9%        | 224,000        | -19.4%        | 216,293        | -17.9%        |
| Mar-15                  | 40         | -22%        | 120          | 15%        | 0.33        | 538        | -4%        | 13.45            | 91         | 93.9%        | 250,000        | 7.8%          | 252,123        | -8.5%         |
| Apr-15                  | 45         | -24%        | 164          | 4%         | 0.27        | 589        | -5%        | 13.09            | 84         | 94.1%        | 250,000        | 8.7%          | 284,264        | 4.2%          |
| May-15                  | 53         | -21%        | 162          | 13%        | 0.33        | 657        | 0%         | 12.40            | 85         | 94.5%        | 268,000        | 9.6%          | 278,655        | 9.6%          |
| Jun-15                  | 59         | -17%        | 178          | 32%        | 0.33        | 695        | 5%         | 11.78            | 67         | 95.0%        | 295,000        | 14.8%         | 284,046        | 1.5%          |
| Jul-15                  | 40         | -29%        | 124          | -44%       | 0.32        | 713        | 15%        | 17.83            | 62         | 93.3%        | 212,500        | -21.9%        | 228,413        | -14.0%        |
| Aug-15                  | 45         | -35%        | 129          | -14%       | 0.35        | 725        | 15%        | 16.11            | 88         | 98.1%        | 245,000        | -2.8%         | 264,845        | 4.8%          |
| Sep-15                  | 49         | -40%        | 129          | 10%        | 0.38        | 698        | 17%        | 14.24            | 93         | 93.2%        | 230,000        | -11.5%        | 240,806        | -16.0%        |
| Oct-15                  | 43         | -27%        | 126          | 13%        | 0.34        | 672        | 24%        | 15.63            | 80         | 93.0%        | 240,000        | -3.1%         | 243,937        | -13.5%        |
| Nov-15                  | 45         | 10%         | 104          | 9%         | 0.43        | 653        | 27%        | 14.51            | 94         | 93.1%        | 255,000        | -1.9%         | 259,318        | -3.9%         |
| Dec-15                  | 19         | -39%        | 70           | -24%       | 0.27        | 598        | 38%        | 31.47            | 112        | 89.4%        | 210,000        | -10.6%        | 203,411        | -19.7%        |
| <b>2015</b>             | <b>487</b> | <b>-26%</b> | <b>1,503</b> | <b>-7%</b> | <b>0.32</b> | <b>625</b> | <b>10%</b> | <b>15.40</b>     | <b>85</b>  | <b>94.1%</b> | <b>245,000</b> | <b>-2.6%</b>  | <b>256,171</b> | <b>-4.9%</b>  |
| Jan-16                  | 22         | 10%         | 110          | 6%         | 0.20        | 605        | 30%        | 27.50            | 91         | 91.6%        | 253,000        | -3.0%         | 262,295        | 0.9%          |
| Feb-16                  | 19         | -34%        | 147          | 58%        | 0.13        | 647        | 31%        | 34.05            | 118        | 93.5%        | 205,000        | -8.5%         | 244,495        | 13.0%         |
| Mar-16                  | 27         | -33%        | 112          | -7%        | 0.24        | 672        | 25%        | 24.89            | 95         | 92.0%        | 236,500        | -5.4%         | 255,352        | 1.3%          |
| Apr-16                  | 29         | -36%        | 139          | -15%       | 0.21        | 708        | 20%        | 24.41            | 119        | 92.5%        | 252,450        | 1.0%          | 246,041        | -13.4%        |
| May-16                  | 38         | -28%        | 146          | -10%       | 0.26        | 745        | 13%        | 19.61            | 112        | 94.0%        | 249,000        | -7.1%         | 252,678        | -9.3%         |
| Jun-16                  | 40         | -32%        | 148          | -17%       | 0.27        | 764        | 10%        | 19.10            | 110        | 92.4%        | 220,000        | -25.4%        | 216,800        | -23.7%        |
| Jul-16                  | 34         | -15%        | 130          | 5%         | 0.26        | 780        | 9%         | 22.94            | 105        | 95.2%        | 255,750        | 20.4%         | 264,735        | 15.9%         |
| Aug-16                  | 41         | -9%         | 147          | 14%        | 0.28        | 780        | 8%         | 19.02            | 83         | 93.6%        | 225,000        | -8.2%         | 230,175        | -13.1%        |
| Sep-16                  | 38         | -22%        | 156          | 21%        | 0.24        | 759        | 9%         | 19.97            | 100        | 93.5%        | 225,000        | -2.2%         | 243,461        | 1.1%          |
| Oct-16                  | 30         | -30%        | 121          | -4%        | 0.25        | 757        | 13%        | 25.23            | 91         | 92.1%        | 230,000        | -4.2%         | 230,013        | -5.7%         |
| Nov-16                  | 28         | -38%        | 109          | 5%         | 0.26        | 763        | 17%        | 27.25            | 119        | 92.9%        | 235,250        | -7.7%         | 228,604        | -11.8%        |
| Dec-16                  | 16         | -16%        | 61           | -13%       | 0.26        | 686        | 15%        | 42.88            | 115        | 92.7%        | 145,000        | -31.0%        | 177,781        | -12.6%        |
| <b>2016</b>             | <b>362</b> | <b>-26%</b> | <b>1,526</b> | <b>2%</b>  | <b>0.24</b> | <b>722</b> | <b>16%</b> | <b>23.94</b>     | <b>104</b> | <b>93.1%</b> | <b>234,500</b> | <b>-4.3%</b>  | <b>239,102</b> | <b>-6.7%</b>  |
| Jan-17                  | 23         | 5%          | 128          | 16%        | 0.18        | 693        | 15%        | 30.13            | 127        | 91.6%        | 225,000        | -11.1%        | 248,651        | -5.2%         |
| Feb-17                  | 24         | 26%         | 102          | -31%       | 0.24        | 720        | 11%        | 30.00            | 104        | 91.9%        | 258,500        | 26.1%         | 270,271        | 10.5%         |
| Mar-17                  | 37         | 37%         | 102          | -9%        | 0.36        | 730        | 9%         | 19.73            | 121        | 93.7%        | 215,000        | -9.1%         | 245,545        | -3.8%         |
| Apr-17                  | 36         | 24%         | 135          | -3%        | 0.27        | 749        | 6%         | 20.81            | 99         | 93.8%        | 224,000        | -11.3%        | 243,492        | -1.0%         |
| May-17                  | 71         | 87%         | 174          | 19%        | 0.41        | 779        | 5%         | 10.97            | 99         | 93.6%        | 255,000        | 2.4%          | 254,353        | 0.7%          |
| Jun-17                  | 48         | 20%         | 155          | 5%         | 0.31        | 799        | 5%         | 16.65            | 110        | 94.2%        | 210,350        | -4.4%         | 247,253        | 14.0%         |
| Jul-17                  | 28         | -18%        | 132          | 2%         | 0.21        | 809        | 4%         | 28.89            | 101        | 93.6%        | 190,000        | -25.7%        | 202,695        | -23.4%        |
| Aug-17                  | 43         | 5%          | 156          | 6%         | 0.28        | 825        | 6%         | 19.19            | 100        | 94.0%        | 239,000        | 6.2%          | 248,962        | 8.2%          |
| Sep-17                  | 34         | -11%        | 126          | -19%       | 0.27        | 795        | 5%         | 23.38            | 93         | 92.4%        | 168,500        | -25.1%        | 193,603        | -20.5%        |
| Oct-17                  | 30         | 0%          | 103          | -15%       | 0.29        | 767        | 1%         | 25.57            | 131        | 90.9%        | 184,394        | -19.8%        | 221,008        | -3.9%         |
| Nov-17                  | 29         | 4%          | 94           | -14%       | 0.31        | 767        | 1%         | 26.45            | 102        | 91.0%        | 215,000        | -8.6%         | 223,121        | -2.4%         |
| Dec-17                  | 23         | 44%         | 71           | 16%        | 0.32        | 729        | 6%         | 31.70            | 122        | 93.0%        | 237,000        | 63.4%         | 243,213        | 36.8%         |
| <b>2017</b>             | <b>426</b> | <b>18%</b>  | <b>1,478</b> | <b>-3%</b> | <b>0.29</b> | <b>764</b> | <b>6%</b>  | <b>21.51</b>     | <b>107</b> | <b>93.0%</b> | <b>223,500</b> | <b>-4.7%</b>  | <b>238,595</b> | <b>-0.2%</b>  |
| Jan-18                  | 30         | 30%         | 86           | -33%       | 0.35        | 715        | 3%         | 23.83            | 129        | 92.4%        | 241,450        | 7.3%          | 252,248        | 1.4%          |
| Feb-18                  | 21         | -13%        | 79           | -23%       | 0.27        | 718        | 0%         | 34.19            | 132        | 94.6%        | 216,000        | -16.4%        | 221,681        | -18.0%        |
| Mar-18                  | 26         | -30%        | 123          | 21%        | 0.21        | 745        | 2%         | 28.65            | 119        | 90.1%        | 141,500        | -34.2%        | 173,885        | -29.2%        |
| Apr-18                  | 51         | 42%         | 176          | 30%        | 0.29        | 800        | 7%         | 15.69            | 130        | 94.2%        | 167,500        | -25.2%        | 185,427        | -23.8%        |
| May-18                  | 42         | -41%        | 179          | 3%         | 0.23        | 847        | 9%         | 20.17            | 95         | 93.3%        | 178,500        | -30.0%        | 215,004        | -15.5%        |
| Jun-18                  | 33         | -31%        | 182          | 17%        | 0.18        | 905        | 13%        | 27.42            | 111        | 93.0%        | 215,000        | 2.2%          | 234,116        | -5.3%         |
| Jul-18                  | 55         | 96%         | 133          | 1%         | 0.41        | 886        | 10%        | 16.11            | 112        | 92.0%        | 158,000        | -16.8%        | 177,185        | -12.6%        |
| Aug-18                  | 43         | 0%          | 146          | -6%        | 0.29        | 898        | 9%         | 20.88            | 108        | 91.7%        | 192,000        | -19.7%        | 195,506        | -21.5%        |
| Sep-18                  | 37         | 9%          | 92           | -27%       | 0.40        | 846        | 6%         | 22.86            | 89         | 91.6%        | 170,000        | 0.9%          | 192,021        | -0.8%         |
| Oct-18                  | 32         | 7%          | 113          | 10%        | 0.28        | 801        | 4%         | 25.03            | 119        | 89.8%        | 177,500        | -3.7%         | 176,340        | -20.2%        |
| Nov-18                  | 35         | 21%         | 105          | 12%        | 0.33        | 766        | 0%         | 21.89            | 125        | 91.2%        | 160,000        | -25.6%        | 195,926        | -12.2%        |
| Dec-18                  | 12         | -48%        | 65           | -8%        | 0.18        | 752        | 3%         | 62.67            | 75         | 86.8%        | 152,000        | -35.9%        | 143,138        | -41.1%        |
| <b>2018</b>             | <b>417</b> | <b>-2%</b>  | <b>1,479</b> | <b>0%</b>  | <b>0.28</b> | <b>807</b> | <b>6%</b>  | <b>23.21</b>     | <b>113</b> | <b>92.1%</b> | <b>178,000</b> | <b>-20.4%</b> | <b>197,677</b> | <b>-17.1%</b> |

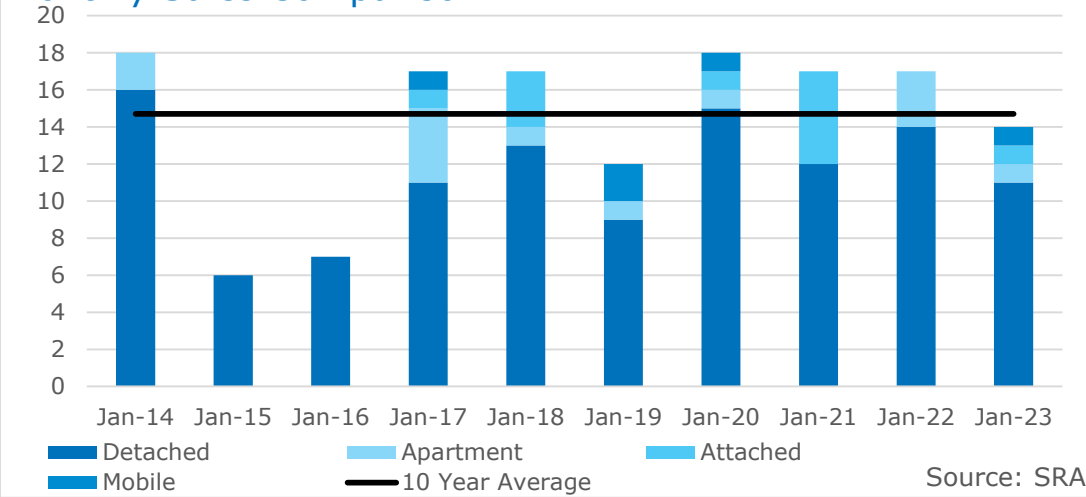
| SOUTH EAST SASKATCHEWAN |            |             |              |             |             |            |             |                  |            |              |                |               |                |               |
|-------------------------|------------|-------------|--------------|-------------|-------------|------------|-------------|------------------|------------|--------------|----------------|---------------|----------------|---------------|
|                         | Sales      | Y/Y%        | New Listings | Y/Y%        | S/NL Ratio  | Inventory  | Y/Y%        | Months of Supply | DOM        | SP/LP        | Median Price   | Y/Y%          | Average Price  | Y/Y%          |
| Jan-19                  | 16         | -47%        | 99           | 15%         | 0.16        | 761        | 6%          | 47.56            | 101        | 88.5%        | 147,500        | -38.9%        | 180,869        | -28.3%        |
| Feb-19                  | 23         | 10%         | 82           | 4%          | 0.28        | 766        | 7%          | 33.30            | 125        | 92.8%        | 245,000        | 13.4%         | 228,435        | 3.0%          |
| Mar-19                  | 20         | -23%        | 133          | 8%          | 0.15        | 822        | 10%         | 41.10            | 157        | 89.6%        | 190,000        | 34.3%         | 185,445        | 6.6%          |
| Apr-19                  | 50         | -2%         | 150          | -15%        | 0.33        | 824        | 3%          | 16.48            | 130        | 92.2%        | 180,000        | 7.5%          | 177,279        | -4.4%         |
| May-19                  | 39         | -7%         | 153          | -15%        | 0.25        | 857        | 1%          | 21.97            | 137        | 90.8%        | 184,000        | 3.1%          | 190,000        | -11.6%        |
| Jun-19                  | 37         | 12%         | 154          | -15%        | 0.24        | 890        | -2%         | 24.05            | 128        | 92.3%        | 214,000        | -0.5%         | 219,132        | -6.4%         |
| Jul-19                  | 35         | -36%        | 121          | -9%         | 0.29        | 884        | 0%          | 25.26            | 100        | 93.1%        | 250,000        | 58.2%         | 237,849        | 34.2%         |
| Aug-19                  | 31         | -28%        | 111          | -24%        | 0.28        | 866        | -4%         | 27.94            | 111        | 89.2%        | 140,000        | -27.1%        | 168,300        | -13.9%        |
| Sep-19                  | 24         | -35%        | 119          | 29%         | 0.20        | 860        | 2%          | 35.83            | 100        | 90.8%        | 152,500        | -10.3%        | 178,521        | -7.0%         |
| Oct-19                  | 43         | 34%         | 120          | 6%          | 0.36        | 830        | 4%          | 19.30            | 102        | 90.6%        | 200,000        | 12.7%         | 193,740        | 9.9%          |
| Nov-19                  | 26         | -26%        | 68           | -35%        | 0.38        | 798        | 4%          | 30.69            | 132        | 90.2%        | 210,000        | 31.3%         | 232,938        | 18.9%         |
| Dec-19                  | 12         | 0%          | 58           | -11%        | 0.21        | 777        | 3%          | 64.75            | 73         | 90.4%        | 147,000        | -3.3%         | 165,875        | 15.9%         |
| <b>2019</b>             | <b>356</b> | <b>-15%</b> | <b>1,368</b> | <b>-8%</b>  | <b>0.26</b> | <b>828</b> | <b>3%</b>   | <b>27.91</b>     | <b>119</b> | <b>91.2%</b> | <b>190,000</b> | <b>6.7%</b>   | <b>197,873</b> | <b>0.1%</b>   |
| Jan-20                  | 30         | 88%         | 91           | -8%         | 0.33        | 774        | 2%          | 25.80            | 92         | 92.0%        | 192,500        | 30.5%         | 201,667        | 11.5%         |
| Feb-20                  | 25         | 9%          | 85           | 4%          | 0.29        | 771        | 1%          | 30.84            | 110        | 89.9%        | 130,000        | -46.9%        | 159,137        | -30.3%        |
| Mar-20                  | 30         | 50%         | 106          | -20%        | 0.28        | 758        | -8%         | 25.27            | 132        | 88.7%        | 152,500        | -19.7%        | 165,080        | -11.0%        |
| Apr-20                  | 16         | -68%        | 65           | -57%        | 0.25        | 728        | -12%        | 45.50            | 111        | 90.8%        | 172,500        | -4.2%         | 177,938        | 0.4%          |
| May-20                  | 51         | 31%         | 134          | -12%        | 0.38        | 722        | -16%        | 14.16            | 126        | 89.1%        | 164,000        | -10.9%        | 183,247        | -3.6%         |
| Jun-20                  | 49         | 32%         | 122          | -21%        | 0.40        | 700        | -21%        | 14.29            | 105        | 93.1%        | 160,000        | -25.2%        | 192,302        | -12.2%        |
| Jul-20                  | 48         | 37%         | 152          | 26%         | 0.32        | 730        | -17%        | 15.21            | 129        | 92.3%        | 190,000        | -24.0%        | 211,534        | -11.1%        |
| Aug-20                  | 66         | 113%        | 123          | 11%         | 0.54        | 725        | -16%        | 10.98            | 124        | 92.6%        | 163,895        | 17.1%         | 181,663        | 7.9%          |
| Sep-20                  | 56         | 133%        | 123          | 3%          | 0.46        | 708        | -18%        | 12.64            | 93         | 92.0%        | 186,000        | 22.0%         | 194,079        | 8.7%          |
| Oct-20                  | 48         | 12%         | 105          | -13%        | 0.46        | 682        | -18%        | 14.21            | 82         | 90.6%        | 178,000        | -11.0%        | 183,394        | -5.3%         |
| Nov-20                  | 38         | 46%         | 70           | 3%          | 0.54        | 648        | -19%        | 17.05            | 83         | 92.1%        | 187,750        | -10.6%        | 200,165        | -14.1%        |
| Dec-20                  | 36         | 200%        | 56           | -3%         | 0.64        | 616        | -21%        | 17.11            | 105        | 91.3%        | 150,000        | 2.0%          | 169,483        | 2.2%          |
| <b>2020</b>             | <b>493</b> | <b>38%</b>  | <b>1,232</b> | <b>-10%</b> | <b>0.40</b> | <b>714</b> | <b>-14%</b> | <b>17.37</b>     | <b>108</b> | <b>91.4%</b> | <b>170,000</b> | <b>-10.5%</b> | <b>186,853</b> | <b>-5.6%</b>  |
| Jan-21                  | 33         | 10%         | 92           | 1%          | 0.36        | 621        | -20%        | 18.82            | 129        | 91.0%        | 199,000        | 3.4%          | 196,997        | -2.3%         |
| Feb-21                  | 41         | 64%         | 86           | 1%          | 0.48        | 624        | -19%        | 15.22            | 122        | 93.0%        | 220,000        | 69.2%         | 235,671        | 48.1%         |
| Mar-21                  | 66         | 120%        | 155          | 46%         | 0.43        | 660        | -13%        | 10.00            | 126        | 93.0%        | 159,000        | 4.3%          | 208,433        | 26.3%         |
| Apr-21                  | 55         | 244%        | 124          | 91%         | 0.44        | 687        | -6%         | 12.49            | 120        | 94.0%        | 160,000        | -7.2%         | 188,295        | 5.8%          |
| May-21                  | 66         | 29%         | 135          | 1%          | 0.49        | 695        | -4%         | 10.53            | 118        | 94.2%        | 210,000        | 28.0%         | 216,995        | 18.4%         |
| Jun-21                  | 69         | 41%         | 121          | -1%         | 0.57        | 691        | -1%         | 10.01            | 112        | 91.7%        | 155,000        | -3.1%         | 163,201        | -15.1%        |
| Jul-21                  | 57         | 19%         | 122          | -20%        | 0.47        | 699        | -4%         | 12.26            | 96         | 93.8%        | 205,000        | 7.9%          | 238,460        | 12.7%         |
| Aug-21                  | 53         | -20%        | 94           | -24%        | 0.56        | 677        | -7%         | 12.77            | 93         | 93.9%        | 195,000        | 19.0%         | 206,496        | 13.7%         |
| Sep-21                  | 59         | 5%          | 100          | -19%        | 0.59        | 664        | -6%         | 11.25            | 91         | 92.2%        | 200,000        | 7.5%          | 215,592        | 11.1%         |
| Oct-21                  | 46         | -4%         | 86           | -18%        | 0.53        | 647        | -5%         | 14.07            | 119        | 93.0%        | 162,500        | -8.7%         | 187,807        | 2.4%          |
| Nov-21                  | 74         | 95%         | 83           | 19%         | 0.89        | 585        | -10%        | 7.91             | 106        | 93.3%        | 172,808        | -8.0%         | 199,295        | -0.4%         |
| Dec-21                  | 32         | -11%        | 68           | 21%         | 0.47        | 582        | -6%         | 18.19            | 108        | 91.6%        | 171,500        | 14.3%         | 191,413        | 12.9%         |
| <b>2021</b>             | <b>651</b> | <b>32%</b>  | <b>1,266</b> | <b>3%</b>   | <b>0.51</b> | <b>653</b> | <b>-9%</b>  | <b>12.03</b>     | <b>111</b> | <b>93.1%</b> | <b>184,000</b> | <b>8.2%</b>   | <b>203,729</b> | <b>9.0%</b>   |
| Jan-22                  | 29         | -12%        | 69           | -25%        | 0.42        | 582        | -6%         | 20.07            | 130        | 94.2%        | 163,000        | -18.1%        | 206,328        | 4.7%          |
| Feb-22                  | 50         | 22%         | 76           | -12%        | 0.66        | 575        | -8%         | 11.50            | 98         | 93.8%        | 217,500        | -1.1%         | 213,650        | -9.3%         |
| Mar-22                  | 74         | 12%         | 134          | -14%        | 0.55        | 574        | -13%        | 7.76             | 96         | 93.8%        | 205,000        | 28.9%         | 226,595        | 8.7%          |
| Apr-22                  | 59         | 7%          | 110          | -11%        | 0.54        | 573        | -17%        | 9.71             | 103        | 94.0%        | 203,000        | 26.9%         | 209,385        | 11.2%         |
| May-22                  | 58         | -12%        | 163          | 21%         | 0.36        | 615        | -12%        | 10.60            | 123        | 93.6%        | 219,100        | 4.3%          | 237,932        | 9.6%          |
| Jun-22                  | 64         | -7%         | 131          | 8%          | 0.49        | 636        | -8%         | 9.94             | 101        | 92.8%        | 197,500        | 27.4%         | 222,731        | 36.5%         |
| Jul-22                  | 49         | -14%        | 105          | -14%        | 0.47        | 646        | -8%         | 13.18            | 83         | 93.5%        | 155,000        | -24.4%        | 197,506        | -17.2%        |
| Aug-22                  | 37         | -30%        | 114          | 21%         | 0.32        | 667        | -1%         | 18.03            | 88         | 93.7%        | 190,000        | -2.6%         | 218,823        | 6.0%          |
| Sep-22                  | 60         | 2%          | 118          | 18%         | 0.51        | 647        | -3%         | 10.78            | 95         | 91.8%        | 157,500        | -21.3%        | 176,557        | -18.1%        |
| Oct-22                  | 47         | 2%          | 78           | -9%         | 0.60        | 615        | -5%         | 13.09            | 95         | 92.6%        | 205,000        | 26.2%         | 208,538        | 11.0%         |
| Nov-22                  | 32         | -57%        | 67           | -19%        | 0.48        | 591        | 1%          | 18.47            | 108        | 92.3%        | 142,500        | -17.5%        | 170,106        | -14.6%        |
| Dec-22                  | 25         | -22%        | 49           | -28%        | 0.51        | 565        | -3%         | 22.60            | 106        | 92.4%        | 200,000        | 16.6%         | 226,712        | 18.4%         |
| <b>2022</b>             | <b>584</b> | <b>-10%</b> | <b>1,214</b> | <b>-4%</b>  | <b>0.48</b> | <b>607</b> | <b>-7%</b>  | <b>12.48</b>     | <b>101</b> | <b>93.3%</b> | <b>193,700</b> | <b>5.3%</b>   | <b>210,827</b> | <b>3.5%</b>   |
| Jan-23                  | 26         | -10%        | 71           | 3%          | 0.37        | 536        | -8%         | 20.62            | 93         | 92.9%        | 151,250        | -7.2%         | 180,769        | -12.4%        |
| Feb-23                  |            |             |              |             |             |            |             |                  |            |              |                |               |                |               |
| Mar-23                  |            |             |              |             |             |            |             |                  |            |              |                |               |                |               |
| Apr-23                  |            |             |              |             |             |            |             |                  |            |              |                |               |                |               |
| May-23                  |            |             |              |             |             |            |             |                  |            |              |                |               |                |               |
| Jun-23                  |            |             |              |             |             |            |             |                  |            |              |                |               |                |               |
| Jul-23                  |            |             |              |             |             |            |             |                  |            |              |                |               |                |               |
| Aug-23                  |            |             |              |             |             |            |             |                  |            |              |                |               |                |               |
| Sep-23                  |            |             |              |             |             |            |             |                  |            |              |                |               |                |               |
| Oct-23                  |            |             |              |             |             |            |             |                  |            |              |                |               |                |               |
| Nov-23                  |            |             |              |             |             |            |             |                  |            |              |                |               |                |               |
| Dec-23                  |            |             |              |             |             |            |             |                  |            |              |                |               |                |               |
| <b>2023</b>             | <b>26</b>  | <b>-10%</b> | <b>71</b>    | <b>3%</b>   | <b>0.37</b> | <b>536</b> | <b>-8%</b>  | <b>20.62</b>     | <b>93</b>  | <b>92.9%</b> | <b>151,250</b> | <b>-7.2%</b>  | <b>180,769</b> | <b>-12.4%</b> |

| SOUTH EAST SASKATCHEWAN |            |             |              |            |             |            |            |                  |            |              |                |               |                |               |
|-------------------------|------------|-------------|--------------|------------|-------------|------------|------------|------------------|------------|--------------|----------------|---------------|----------------|---------------|
|                         | Sales      | Y/Y%        | New Listings | Y/Y%       | S/NL Ratio  | Inventory  | Y/Y%       | Months of Supply | DOM        | SP/LP        | Median Price   | Y/Y%          | Average Price  | Y/Y%          |
| Jan-13                  | 32         | -3%         | 116          | 90%        | 0.28        | 260        | 52%        | 8.13             | 68         | 95.5%        | 267,500        | 2.9%          | 282,334        | 21.6%         |
| Feb-13                  | 24         | -45%        | 46           | -27%       | 0.52        | 266        | 49%        | 11.08            | 76         | 94.5%        | 188,750        | -27.9%        | 189,294        | -31.1%        |
| Mar-13                  | 51         | -4%         | 49           | -27%       | 1.04        | 233        | 29%        | 4.57             | 87         | 94.2%        | 250,000        | 0.0%          | 259,885        | 2.1%          |
| Apr-13                  | 54         | 26%         | 124          | 55%        | 0.44        | 285        | 39%        | 5.28             | 65         | 96.4%        | 281,500        | 5.2%          | 291,927        | 11.6%         |
| May-13                  | 69         | 38%         | 119          | 28%        | 0.58        | 308        | 34%        | 4.46             | 52         | 96.7%        | 285,000        | 8.2%          | 282,826        | 10.0%         |
| Jun-13                  | 52         | 11%         | 119          | 53%        | 0.44        | 347        | 46%        | 6.67             | 55         | 95.8%        | 282,500        | 25.6%         | 306,713        | 23.9%         |
| Jul-13                  | 71         | 51%         | 107          | 20%        | 0.66        | 351        | 38%        | 4.94             | 55         | 96.8%        | 275,000        | 16.0%         | 284,997        | 9.0%          |
| Aug-13                  | 51         | 2%          | 86           | -7%        | 0.59        | 364        | 36%        | 7.14             | 69         | 94.9%        | 241,000        | 8.3%          | 248,606        | 10.9%         |
| Sep-13                  | 43         | -25%        | 76           | -7%        | 0.57        | 353        | 38%        | 8.21             | 73         | 94.6%        | 260,000        | 4.0%          | 261,483        | -2.2%         |
| Oct-13                  | 41         | -20%        | 110          | 77%        | 0.37        | 392        | 70%        | 9.56             | 74         | 95.2%        | 269,000        | 3.1%          | 269,022        | 1.0%          |
| Nov-13                  | 29         | -19%        | 53           | 2%         | 0.55        | 372        | 70%        | 12.83            | 76         | 94.6%        | 265,000        | 15.2%         | 256,462        | 3.6%          |
| Dec-13                  | 33         | 32%         | 36           | 0%         | 0.92        | 319        | 65%        | 9.67             | 81         | 93.4%        | 256,800        | 16.7%         | 253,433        | -0.4%         |
| <b>2013</b>             | <b>550</b> | <b>3%</b>   | <b>1,041</b> | <b>22%</b> | <b>0.53</b> | <b>321</b> | <b>47%</b> | <b>7.00</b>      | <b>67</b>  | <b>95.5%</b> | <b>268,000</b> | <b>5.9%</b>   | <b>270,997</b> | <b>6.3%</b>   |
| Jan-14                  | 28         | -13%        | 74           | -36%       | 0.38        | 260        | 0%         | 9.29             | 71         | 95.5%        | 247,000        | -7.7%         | 277,889        | -1.6%         |
| Feb-14                  | 26         | 8%          | 83           | 80%        | 0.31        | 292        | 10%        | 11.23            | 83         | 95.8%        | 302,500        | 60.3%         | 273,269        | 44.4%         |
| Mar-14                  | 42         | -18%        | 74           | 51%        | 0.57        | 291        | 25%        | 6.93             | 72         | 95.0%        | 233,500        | -6.6%         | 275,590        | 6.0%          |
| Apr-14                  | 46         | -15%        | 109          | -12%       | 0.42        | 327        | 15%        | 7.11             | 74         | 95.4%        | 267,250        | -5.1%         | 279,924        | -4.1%         |
| May-14                  | 52         | -25%        | 105          | -12%       | 0.50        | 356        | 16%        | 6.85             | 78         | 95.8%        | 259,000        | -9.1%         | 266,383        | -5.8%         |
| Jun-14                  | 49         | -6%         | 103          | -13%       | 0.48        | 368        | 6%         | 7.51             | 76         | 94.9%        | 257,000        | -9.0%         | 272,419        | -11.2%        |
| Jul-14                  | 43         | -39%        | 164          | 53%        | 0.26        | 403        | 15%        | 9.37             | 61         | 95.0%        | 284,000        | 3.3%          | 289,545        | 1.6%          |
| Aug-14                  | 56         | 10%         | 83           | -3%        | 0.67        | 401        | 10%        | 7.16             | 56         | 94.9%        | 268,000        | 11.2%         | 255,257        | 2.7%          |
| Sep-14                  | 65         | 51%         | 78           | 3%         | 0.83        | 376        | 7%         | 5.78             | 67         | 95.1%        | 289,000        | 11.2%         | 302,171        | 15.6%         |
| Oct-14                  | 39         | -5%         | 80           | -27%       | 0.49        | 343        | -13%       | 8.79             | 72         | 95.0%        | 285,000        | 5.9%          | 297,158        | 10.5%         |
| Nov-14                  | 33         | 14%         | 51           | -4%        | 0.65        | 314        | -16%       | 9.52             | 75         | 94.9%        | 281,500        | 6.2%          | 289,591        | 12.9%         |
| Dec-14                  | 25         | -24%        | 49           | 36%        | 0.51        | 247        | -23%       | 9.88             | 95         | 94.6%        | 238,500        | -7.1%         | 261,136        | 3.0%          |
| <b>2014</b>             | <b>504</b> | <b>-8%</b>  | <b>1,053</b> | <b>1%</b>  | <b>0.48</b> | <b>332</b> | <b>3%</b>  | <b>7.89</b>      | <b>72</b>  | <b>95.2%</b> | <b>269,000</b> | <b>0.4%</b>   | <b>278,963</b> | <b>2.9%</b>   |
| Jan-15                  | 13         | -54%        | 68           | -8%        | 0.19        | 267        | 3%         | 20.54            | 80         | 92.3%        | 260,000        | 5.3%          | 253,262        | -8.9%         |
| Feb-15                  | 19         | -27%        | 60           | -28%       | 0.32        | 289        | -1%        | 15.21            | 104        | 93.2%        | 245,000        | -19.0%        | 221,663        | -18.9%        |
| Mar-15                  | 34         | -19%        | 76           | 3%         | 0.45        | 310        | 7%         | 9.12             | 88         | 93.6%        | 219,000        | -6.2%         | 252,368        | -8.4%         |
| Apr-15                  | 34         | -26%        | 109          | 0%         | 0.31        | 349        | 7%         | 10.26            | 76         | 93.9%        | 295,000        | 10.4%         | 311,603        | 11.3%         |
| May-15                  | 43         | -17%        | 120          | 14%        | 0.36        | 400        | 12%        | 9.30             | 79         | 94.5%        | 242,000        | -6.6%         | 262,833        | -1.3%         |
| Jun-15                  | 43         | -12%        | 125          | 21%        | 0.34        | 434        | 18%        | 10.09            | 56         | 94.8%        | 300,000        | 16.7%         | 284,879        | 4.6%          |
| Jul-15                  | 37         | -14%        | 81           | -51%       | 0.46        | 452        | 12%        | 12.22            | 60         | 93.2%        | 210,000        | -26.1%        | 225,108        | -22.3%        |
| Aug-15                  | 32         | -43%        | 73           | -12%       | 0.44        | 447        | 11%        | 13.97            | 92         | 98.1%        | 251,625        | -6.1%         | 274,034        | 7.4%          |
| Sep-15                  | 42         | -35%        | 90           | 15%        | 0.47        | 425        | 13%        | 10.12            | 96         | 93.4%        | 230,000        | -20.4%        | 240,155        | -20.5%        |
| Oct-15                  | 34         | -13%        | 101          | 26%        | 0.34        | 430        | 25%        | 12.65            | 83         | 93.0%        | 257,500        | -9.6%         | 253,438        | -14.7%        |
| Nov-15                  | 31         | -6%         | 58           | 14%        | 0.53        | 411        | 31%        | 13.26            | 88         | 92.3%        | 255,000        | -9.4%         | 241,723        | -16.5%        |
| Dec-15                  | 12         | -52%        | 50           | 2%         | 0.24        | 385        | 56%        | 32.08            | 101        | 87.7%        | 180,000        | -24.5%        | 194,075        | -25.7%        |
| <b>2015</b>             | <b>374</b> | <b>-26%</b> | <b>1,011</b> | <b>-4%</b> | <b>0.37</b> | <b>383</b> | <b>16%</b> | <b>12.30</b>     | <b>81</b>  | <b>93.9%</b> | <b>248,500</b> | <b>-7.6%</b>  | <b>256,295</b> | <b>-8.1%</b>  |
| Jan-16                  | 20         | 54%         | 72           | 6%         | 0.28        | 390        | 46%        | 19.50            | 91         | 91.5%        | 253,000        | -2.7%         | 272,925        | 7.8%          |
| Feb-16                  | 16         | -16%        | 112          | 87%        | 0.14        | 426        | 47%        | 26.63            | 127        | 93.6%        | 237,500        | -3.1%         | 269,181        | 21.4%         |
| Mar-16                  | 22         | -35%        | 83           | 9%         | 0.27        | 453        | 46%        | 20.59            | 90         | 91.2%        | 219,000        | 0.0%          | 256,477        | 1.6%          |
| Apr-16                  | 20         | -41%        | 101          | -7%        | 0.20        | 478        | 37%        | 23.90            | 111        | 92.3%        | 278,425        | -5.6%         | 263,118        | -15.6%        |
| May-16                  | 27         | -37%        | 107          | -11%       | 0.25        | 514        | 29%        | 19.04            | 114        | 94.3%        | 269,000        | 11.2%         | 295,992        | 12.6%         |
| Jun-16                  | 29         | -33%        | 105          | -16%       | 0.28        | 535        | 23%        | 18.45            | 90         | 92.6%        | 210,000        | -30.0%        | 224,810        | -21.1%        |
| Jul-16                  | 25         | -32%        | 96           | 19%        | 0.26        | 547        | 21%        | 21.88            | 106        | 94.9%        | 275,000        | 31.0%         | 277,260        | 23.2%         |
| Aug-16                  | 36         | 13%         | 104          | 42%        | 0.35        | 552        | 23%        | 15.33            | 77         | 93.2%        | 221,000        | -12.2%        | 225,278        | -17.8%        |
| Sep-16                  | 30         | -29%        | 111          | 23%        | 0.27        | 537        | 26%        | 17.90            | 113        | 93.3%        | 250,000        | 8.7%          | 236,083        | -1.7%         |
| Oct-16                  | 22         | -35%        | 82           | -19%       | 0.27        | 526        | 22%        | 23.91            | 89         | 92.0%        | 236,500        | -8.2%         | 251,455        | -0.8%         |
| Nov-16                  | 21         | -32%        | 81           | 40%        | 0.26        | 530        | 29%        | 25.24            | 125        | 91.4%        | 225,000        | -11.8%        | 222,233        | -8.1%         |
| Dec-16                  | 16         | 33%         | 47           | -6%        | 0.34        | 471        | 22%        | 29.44            | 115        | 92.7%        | 145,000        | -19.4%        | 177,781        | -8.4%         |
| <b>2016</b>             | <b>284</b> | <b>-24%</b> | <b>1,101</b> | <b>9%</b>  | <b>0.26</b> | <b>497</b> | <b>30%</b> | <b>20.98</b>     | <b>102</b> | <b>92.9%</b> | <b>242,250</b> | <b>-2.5%</b>  | <b>247,707</b> | <b>-3.4%</b>  |
| Jan-17                  | 16         | -20%        | 92           | 28%        | 0.17        | 486        | 25%        | 30.38            | 128        | 92.8%        | 243,000        | -4.0%         | 234,875        | -13.9%        |
| Feb-17                  | 18         | 13%         | 81           | -28%       | 0.22        | 504        | 18%        | 28.00            | 108        | 91.5%        | 258,500        | 8.8%          | 287,333        | 6.7%          |
| Mar-17                  | 34         | 55%         | 78           | -6%        | 0.44        | 507        | 12%        | 14.91            | 125        | 93.6%        | 250,000        | 14.2%         | 252,358        | -1.6%         |
| Apr-17                  | 30         | 50%         | 105          | 4%         | 0.29        | 531        | 11%        | 17.70            | 89         | 93.2%        | 215,000        | -22.8%        | 241,473        | -8.2%         |
| May-17                  | 55         | 104%        | 130          | 21%        | 0.42        | 559        | 9%         | 10.16            | 85         | 93.3%        | 265,000        | -1.5%         | 248,130        | -16.2%        |
| Jun-17                  | 37         | 28%         | 128          | 22%        | 0.29        | 588        | 10%        | 15.89            | 90         | 94.0%        | 210,700        | 0.3%          | 256,396        | 14.0%         |
| Jul-17                  | 24         | -4%         | 105          | 9%         | 0.23        | 603        | 10%        | 25.13            | 108        | 93.7%        | 190,000        | -30.9%        | 199,936        | -27.9%        |
| Aug-17                  | 37         | 3%          | 121          | 16%        | 0.31        | 622        | 13%        | 16.81            | 94         | 94.2%        | 250,000        | 13.1%         | 264,564        | 17.4%         |
| Sep-17                  | 25         | -17%        | 85           | -23%       | 0.29        | 598        | 11%        | 23.92            | 100        | 92.1%        | 177,000        | -29.2%        | 184,880        | -21.7%        |
| Oct-17                  | 23         | 5%          | 71           | -13%       | 0.32        | 577        | 10%        | 25.09            | 134        | 91.5%        | 198,787        | -15.9%        | 214,845        | -14.6%        |
| Nov-17                  | 24         | 14%         | 64           | -21%       | 0.38        | 568        | 7%         | 23.67            | 108        | 90.0%        | 213,250        | -5.2%         | 199,146        | -10.4%        |
| Dec-17                  | 19         | 19%         | 49           | 4%         | 0.39        | 540        | 15%        | 28.42            | 118        | 93.1%        | 250,000        | 72.4%         | 261,732        | 47.2%         |
| <b>2017</b>             | <b>342</b> | <b>20%</b>  | <b>1,109</b> | <b>1%</b>  | <b>0.31</b> | <b>557</b> | <b>12%</b> | <b>19.54</b>     | <b>103</b> | <b>93.0%</b> | <b>231,500</b> | <b>-4.4%</b>  | <b>239,156</b> | <b>-3.5%</b>  |
| Jan-18                  | 24         | 50%         | 65           | -29%       | 0.37        | 525        | 8%         | 21.88            | 131        | 91.7%        | 241,450        | -0.6%         | 247,810        | 5.5%          |
| Feb-18                  | 16         | -11%        | 60           | -26%       | 0.27        | 528        | 5%         | 33.00            | 143        | 94.5%        | 238,750        | -7.6%         | 231,406        | -19.5%        |
| Mar-18                  | 17         | -50%        | 90           | 15%        | 0.19        | 553        | 9%         | 32.53            | 126        | 90.9%        | 177,500        | -29.0%        | 196,994        | -21.9%        |
| Apr-18                  | 39         | 30%         | 131          | 25%        | 0.30        | 596        | 12%        | 15.28            | 123        | 93.9%        | 187,000        | -13.0%        | 197,744        | -18.1%        |
| May-18                  | 33         | -40%        | 125          | -4%        | 0.26        | 612        | 9%         | 18.55            | 108        | 93.2%        | 185,000        | -30.2%        | 217,326        | -12.4%        |
| Jun-18                  | 30         | -19%        | 150          | 17%        | 0.20        | 668        | 14%        | 22.27            | 107        | 93.1%        | 218,030        | 3.5%          | 234,528        | -8.5%         |
| Jul-18                  | 36         | 50%         | 104          | -1%        | 0.35        | 661        | 10%        | 18.36            | 89         | 91.8%        | 175,000        | -7.9%         | 191,793        | -4.1%         |
| Aug-18                  | 33         | -11%        | 115          | -5%        | 0.29        | 670        | 8%         | 20.30            | 80         | 92.2%        | 168,000        | -32.8%        | 191,682        | -27.5%        |
| Sep-18                  | 32         | 28%         | 66           | -22%       | 0.48        | 619        | 4%         | 19.34            | 95         | 92.9%        | 179,488        | 1.4%          | 203,590        | 10.1%         |
| Oct-18                  | 27         | 17%         | 88           | 24%        | 0.31        | 582        | 1%         | 21.56            | 120        | 89.9%        | 180,000        | -9.5%         | 180,329        | -16.1%        |
| Nov-18                  | 27         | 13%         | 79           | 23%        | 0.34        | 561        | -1%        | 20.78            | 130        | 89.6%        | 160,000        | -25.0%        | 194,904        | -2.1%         |
| Dec-18                  | 9          | -53%        | 49           | 0%         | 0.18        | 553        | 2%         | 61.44            | 74         | 88.3%        | 165,000        | -34.0%        | 169,656        | -35.2%        |
| <b>2018</b>             | <b>323</b> | <b>-6%</b>  | <b>1,122</b> | <b>1%</b>  | <b>0.29</b> | <b>594</b> | <b>7%</b>  | <b>22.07</b>     | <b>110</b> | <b>92.2%</b> | <b>187,000</b> | <b>-19.2%</b> | <b>205,330</b> | <b>-14.1%</b> |

| SOUTH EAST SASKATCHEWAN |            |             |              |             |             |            |             |                  |            |              |                |               |                |               |
|-------------------------|------------|-------------|--------------|-------------|-------------|------------|-------------|------------------|------------|--------------|----------------|---------------|----------------|---------------|
|                         | Sales      | Y/Y%        | New Listings | Y/Y%        | S/NL Ratio  | Inventory  | Y/Y%        | Months of Supply | DOM        | SP/LP        | Median Price   | Y/Y%          | Average Price  | Y/Y%          |
| Jan-19                  | 12         | -50%        | 68           | 5%          | 0.18        | 558        | 6%          | 46.50            | 102        | 89.2%        | 217,000        | -10.1%        | 208,367        | -15.9%        |
| Feb-19                  | 17         | 6%          | 52           | -13%        | 0.33        | 554        | 5%          | 32.59            | 130        | 92.5%        | 245,000        | 2.6%          | 226,412        | -2.2%         |
| Mar-19                  | 17         | 0%          | 93           | 3%          | 0.18        | 591        | 7%          | 34.76            | 165        | 90.6%        | 210,000        | 18.3%         | 198,935        | 1.0%          |
| Apr-19                  | 36         | -8%         | 111          | -15%        | 0.32        | 605        | 2%          | 16.81            | 131        | 92.1%        | 198,750        | 6.3%          | 204,581        | 3.5%          |
| May-19                  | 35         | 6%          | 120          | -4%         | 0.29        | 628        | 3%          | 17.94            | 139        | 91.3%        | 187,000        | 1.1%          | 201,743        | -7.2%         |
| Jun-19                  | 32         | 7%          | 104          | -31%        | 0.31        | 642        | -4%         | 20.06            | 116        | 92.5%        | 201,000        | -7.8%         | 213,684        | -8.9%         |
| Jul-19                  | 29         | -19%        | 91           | -13%        | 0.32        | 637        | -4%         | 21.97            | 94         | 93.4%        | 265,000        | 51.4%         | 246,921        | 28.7%         |
| Aug-19                  | 24         | -27%        | 81           | -30%        | 0.30        | 623        | -7%         | 25.96            | 106        | 89.1%        | 122,500        | -27.1%        | 167,642        | -12.5%        |
| Sep-19                  | 19         | -41%        | 97           | 47%         | 0.20        | 621        | 0%          | 32.68            | 89         | 90.2%        | 175,000        | -2.5%         | 173,026        | -15.0%        |
| Oct-19                  | 36         | 33%         | 89           | 1%          | 0.40        | 586        | 1%          | 16.28            | 104        | 91.5%        | 200,950        | 11.6%         | 199,356        | 10.6%         |
| Nov-19                  | 24         | -11%        | 54           | -32%        | 0.44        | 562        | 0%          | 23.42            | 137        | 89.8%        | 210,000        | 31.3%         | 232,996        | 19.5%         |
| Dec-19                  | 10         | 11%         | 47           | -4%         | 0.21        | 558        | 1%          | 55.80            | 77         | 91.4%        | 167,000        | 1.2%          | 180,350        | 6.3%          |
| <b>2019</b>             | <b>291</b> | <b>-10%</b> | <b>1,007</b> | <b>-10%</b> | <b>0.29</b> | <b>597</b> | <b>1%</b>   | <b>24.62</b>     | <b>118</b> | <b>91.4%</b> | <b>200,000</b> | <b>7.0%</b>   | <b>206,319</b> | <b>0.5%</b>   |
| Jan-20                  | 25         | 108%        | 65           | -4%         | 0.38        | 553        | -1%         | 22.12            | 78         | 92.8%        | 177,500        | -18.2%        | 195,360        | -6.2%         |
| Feb-20                  | 19         | 12%         | 59           | 13%         | 0.32        | 555        | 0%          | 29.21            | 112        | 90.2%        | 150,000        | -38.8%        | 151,627        | -33.0%        |
| Mar-20                  | 24         | 41%         | 72           | -23%        | 0.33        | 539        | -9%         | 22.46            | 117        | 89.0%        | 160,750        | -23.5%        | 178,225        | -10.4%        |
| Apr-20                  | 11         | -69%        | 47           | -58%        | 0.23        | 521        | -14%        | 47.36            | 109        | 92.7%        | 190,000        | -4.4%         | 198,818        | -2.8%         |
| May-20                  | 36         | 3%          | 111          | -8%         | 0.32        | 533        | -15%        | 14.81            | 129        | 91.3%        | 165,000        | -11.8%        | 187,431        | -7.1%         |
| Jun-20                  | 41         | 28%         | 91           | -13%        | 0.45        | 523        | -19%        | 12.76            | 103        | 93.1%        | 160,000        | -20.4%        | 188,215        | -11.9%        |
| Jul-20                  | 40         | 38%         | 121          | 33%         | 0.33        | 548        | -14%        | 13.70            | 122        | 92.6%        | 204,500        | -22.8%        | 213,928        | -13.4%        |
| Aug-20                  | 58         | 142%        | 89           | 10%         | 0.65        | 534        | -14%        | 9.21             | 123        | 92.8%        | 178,500        | 45.7%         | 186,677        | 11.4%         |
| Sep-20                  | 49         | 158%        | 83           | -14%        | 0.59        | 504        | -19%        | 10.29            | 96         | 91.9%        | 190,000        | 8.6%          | 201,642        | 16.5%         |
| Oct-20                  | 39         | 8%          | 69           | -22%        | 0.57        | 468        | -20%        | 12.00            | 71         | 91.3%        | 190,000        | -5.4%         | 176,997        | -11.2%        |
| Nov-20                  | 29         | 21%         | 49           | -9%         | 0.59        | 440        | -22%        | 15.17            | 82         | 92.3%        | 190,000        | -9.5%         | 208,936        | -10.3%        |
| Dec-20                  | 23         | 130%        | 41           | -13%        | 0.56        | 421        | -25%        | 18.30            | 105        | 92.3%        | 168,500        | 0.9%          | 181,670        | 0.7%          |
| <b>2020</b>             | <b>394</b> | <b>35%</b>  | <b>897</b>   | <b>-11%</b> | <b>0.44</b> | <b>512</b> | <b>-14%</b> | <b>15.58</b>     | <b>105</b> | <b>92.0%</b> | <b>180,000</b> | <b>-10.0%</b> | <b>190,606</b> | <b>-7.6%</b>  |
| Jan-21                  | 28         | 12%         | 64           | -2%         | 0.44        | 425        | -23%        | 15.18            | 132        | 92.1%        | 189,500        | 6.8%          | 187,889        | -3.8%         |
| Feb-21                  | 30         | 58%         | 56           | -5%         | 0.54        | 420        | -24%        | 14.00            | 119        | 93.2%        | 224,000        | 49.3%         | 234,483        | 54.6%         |
| Mar-21                  | 49         | 104%        | 116          | 61%         | 0.42        | 455        | -16%        | 9.29             | 129        | 93.1%        | 210,000        | 30.6%         | 219,196        | 23.0%         |
| Apr-21                  | 42         | 282%        | 98           | 109%        | 0.43        | 482        | -7%         | 11.48            | 113        | 94.1%        | 173,750        | -8.6%         | 199,845        | 0.5%          |
| May-21                  | 52         | 44%         | 107          | -4%         | 0.49        | 496        | -7%         | 9.54             | 116        | 94.3%        | 218,750        | 32.6%         | 223,890        | 19.5%         |
| Jun-21                  | 46         | 12%         | 91           | 0%          | 0.51        | 503        | -4%         | 10.93            | 107        | 92.1%        | 179,000        | 11.9%         | 177,839        | -5.5%         |
| Jul-21                  | 43         | 8%          | 90           | -26%        | 0.48        | 510        | -7%         | 11.86            | 83         | 94.6%        | 210,000        | 2.7%          | 258,505        | 20.8%         |
| Aug-21                  | 40         | -31%        | 66           | -26%        | 0.61        | 493        | -8%         | 12.33            | 95         | 93.6%        | 216,250        | 21.1%         | 215,238        | 15.3%         |
| Sep-21                  | 42         | -14%        | 70           | -16%        | 0.60        | 481        | -5%         | 11.45            | 91         | 92.1%        | 203,750        | 7.2%          | 201,355        | -0.1%         |
| Oct-21                  | 36         | -8%         | 64           | -7%         | 0.56        | 467        | 0%          | 12.97            | 117        | 93.0%        | 180,000        | -5.3%         | 195,898        | 10.7%         |
| Nov-21                  | 56         | 93%         | 58           | 18%         | 0.97        | 417        | -5%         | 7.45             | 99         | 92.9%        | 187,250        | -1.4%         | 209,052        | 0.1%          |
| Dec-21                  | 23         | 0%          | 48           | 17%         | 0.48        | 413        | -2%         | 17.96            | 106        | 92.0%        | 209,000        | 24.0%         | 197,630        | 8.8%          |
| <b>2021</b>             | <b>487</b> | <b>24%</b>  | <b>928</b>   | <b>3%</b>   | <b>0.52</b> | <b>464</b> | <b>-9%</b>  | <b>11.42</b>     | <b>108</b> | <b>93.2%</b> | <b>200,000</b> | <b>11.1%</b>  | <b>210,964</b> | <b>10.7%</b>  |
| Jan-22                  | 24         | -14%        | 50           | -22%        | 0.48        | 412        | -3%         | 17.17            | 124        | 94.7%        | 158,500        | -16.4%        | 204,854        | 9.0%          |
| Feb-22                  | 37         | 23%         | 56           | 0%          | 0.66        | 407        | -3%         | 11.00            | 79         | 94.8%        | 220,000        | -1.8%         | 211,743        | -9.7%         |
| Mar-22                  | 55         | 12%         | 96           | -17%        | 0.57        | 404        | -11%        | 7.35             | 96         | 93.4%        | 200,000        | -4.8%         | 216,368        | -1.3%         |
| Apr-22                  | 49         | 17%         | 80           | -18%        | 0.61        | 402        | -17%        | 8.20             | 107        | 94.3%        | 214,000        | 23.2%         | 213,341        | 6.8%          |
| May-22                  | 44         | -15%        | 131          | 22%         | 0.34        | 437        | -12%        | 9.93             | 112        | 93.5%        | 219,650        | 0.4%          | 237,708        | 6.2%          |
| Jun-22                  | 49         | 7%          | 104          | 14%         | 0.47        | 463        | -8%         | 9.45             | 94         | 93.1%        | 210,000        | 17.3%         | 222,741        | 25.2%         |
| Jul-22                  | 37         | -14%        | 82           | -9%         | 0.45        | 478        | -6%         | 12.92            | 67         | 94.7%        | 220,000        | 4.8%          | 217,386        | -15.9%        |
| Aug-22                  | 30         | -25%        | 90           | 36%         | 0.33        | 494        | 0%          | 16.47            | 89         | 93.9%        | 192,500        | -11.0%        | 224,415        | 4.3%          |
| Sep-22                  | 46         | 10%         | 83           | 19%         | 0.55        | 477        | -1%         | 10.37            | 92         | 92.2%        | 185,000        | -9.2%         | 195,085        | -3.1%         |
| Oct-22                  | 36         | 0%          | 58           | -9%         | 0.62        | 454        | -3%         | 12.61            | 95         | 92.1%        | 209,500        | 16.4%         | 215,008        | 9.8%          |
| Nov-22                  | 23         | -59%        | 41           | -29%        | 0.56        | 428        | 3%          | 18.61            | 112        | 91.1%        | 157,500        | -15.9%        | 163,391        | -21.8%        |
| Dec-22                  | 19         | -17%        | 34           | -29%        | 0.56        | 405        | -2%         | 21.32            | 106        | 91.1%        | 200,000        | -4.3%         | 222,042        | 12.4%         |
| <b>2022</b>             | <b>449</b> | <b>-8%</b>  | <b>905</b>   | <b>-2%</b>  | <b>0.50</b> | <b>438</b> | <b>-5%</b>  | <b>11.72</b>     | <b>97</b>  | <b>93.4%</b> | <b>200,000</b> | <b>0.0%</b>   | <b>213,686</b> | <b>1.3%</b>   |
| Jan-23                  | 18         | -25%        | 47           | -6%         | 0.38        | 374        | -9%         | 20.78            | 84         | 93.5%        | 167,200        | 5.5%          | 179,950        | -12.2%        |
| Feb-23                  |            |             |              |             |             |            |             |                  |            |              |                |               |                |               |
| Mar-23                  |            |             |              |             |             |            |             |                  |            |              |                |               |                |               |
| Apr-23                  |            |             |              |             |             |            |             |                  |            |              |                |               |                |               |
| May-23                  |            |             |              |             |             |            |             |                  |            |              |                |               |                |               |
| Jun-23                  |            |             |              |             |             |            |             |                  |            |              |                |               |                |               |
| Jul-23                  |            |             |              |             |             |            |             |                  |            |              |                |               |                |               |
| Aug-23                  |            |             |              |             |             |            |             |                  |            |              |                |               |                |               |
| Sep-23                  |            |             |              |             |             |            |             |                  |            |              |                |               |                |               |
| Oct-23                  |            |             |              |             |             |            |             |                  |            |              |                |               |                |               |
| Nov-23                  |            |             |              |             |             |            |             |                  |            |              |                |               |                |               |
| Dec-23                  |            |             |              |             |             |            |             |                  |            |              |                |               |                |               |
| <b>2023</b>             | <b>18</b>  | <b>-25%</b> | <b>47</b>    | <b>-6%</b>  | <b>0.38</b> | <b>374</b> | <b>-9%</b>  | <b>20.78</b>     | <b>84</b>  | <b>93.5%</b> | <b>167,200</b> | <b>5.5%</b>   | <b>179,950</b> | <b>-12.2%</b> |



## Monthly Sales Comparison



### SALES

**14**

↓ 17.6% Y/Y    ↓ 17.6% YTD  
10-year average spread

4.8%    ↓    4.8%    ↓

### NEW LISTINGS

**22**

↓ 8.3% Y/Y    ↓ 8.3% YTD  
10-year average spread

34.7%    ↓    34.7%    ↓

### INVENTORY

**128**

↓ 19.0% Y/Y    Monthly trend\*  
10-year average spread

4.2%    ↓    4.2%    ↓

### MONTHS OF SUPPLY

**9.14**

↓ 1.6% Y/Y    Monthly trend\*  
10-year average spread

6.0%    ↓    6.0%    ↓



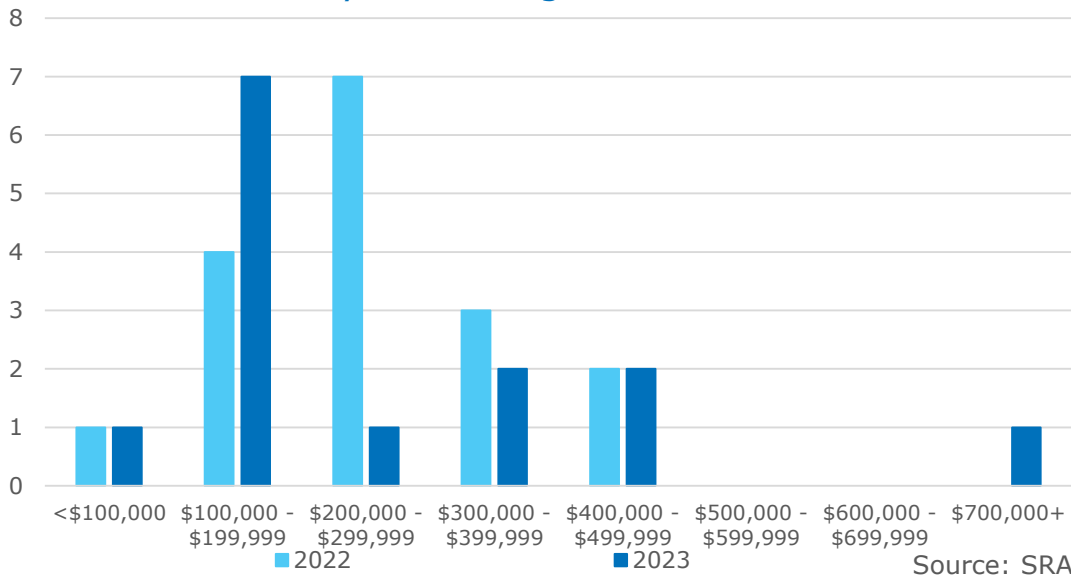
### TOTAL RESIDENTIAL BENCHMARK PRICE

**\$ 283,200**

↑ 3.4% Y/Y

Monthly trend\*

## Residential Sales by Price Range





## January 2023

|                          | Sales     |             | New Listings |            | Inventory  |             | Months of Supply |            | DOM       | Benchmark        |           | Avg Price        |            |
|--------------------------|-----------|-------------|--------------|------------|------------|-------------|------------------|------------|-----------|------------------|-----------|------------------|------------|
|                          | Actual    | Y/Y%        | Actual       | Y/Y%       | Actual     | Y/Y%        | Actual           | Y/Y%       | Actual    | Actual           | Y/Y%      | Actual           | Y/Y%       |
| Detached                 | 11        | -21%        | 13           | -19%       | 86         | -9%         | 7.82             | 16%        | 72        | \$285,600        | 4%        | \$266,345        | -2%        |
| Attached                 | 1         | -           | 7            | 75%        | 19         | -27%        | 19.00            | -          | 106       | -                | -         | \$849,500        | -          |
| Apartment                | 1         | -67%        | 1            | -67%       | 11         | -39%        | 11.00            | 83%        | 185       | \$222,500        | 0%        | \$116,000        | -7%        |
| Mobile                   | 1         | -           | 1            | 0%         | 11         | -42%        | 11.00            | -          | 84        | -                | -         | \$126,500        | -          |
| <b>Total Residential</b> | <b>14</b> | <b>-18%</b> | <b>22</b>    | <b>-8%</b> | <b>128</b> | <b>-19%</b> | <b>9.14</b>      | <b>-2%</b> | <b>83</b> | <b>\$283,200</b> | <b>3%</b> | <b>\$287,271</b> | <b>16%</b> |

## 10-Year Averages

|                   | Sales |       | New Listings |       | Inventory |       | Months of Supply |       | DOM | Benchmark |       | Avg Price |       |
|-------------------|-------|-------|--------------|-------|-----------|-------|------------------|-------|-----|-----------|-------|-----------|-------|
|                   | Avg   | %Diff | Avg          | %Diff | Avg       | %Diff | Avg              | %Diff | Avg | Avg       | %Diff | Avg       | %Diff |
| Total Residential | 15    | -5%   | 34           | -35%  | 134       | -4%   | 9.72             | -6%   | 87  | \$258,610 | 10%   | \$251,189 | 14%   |

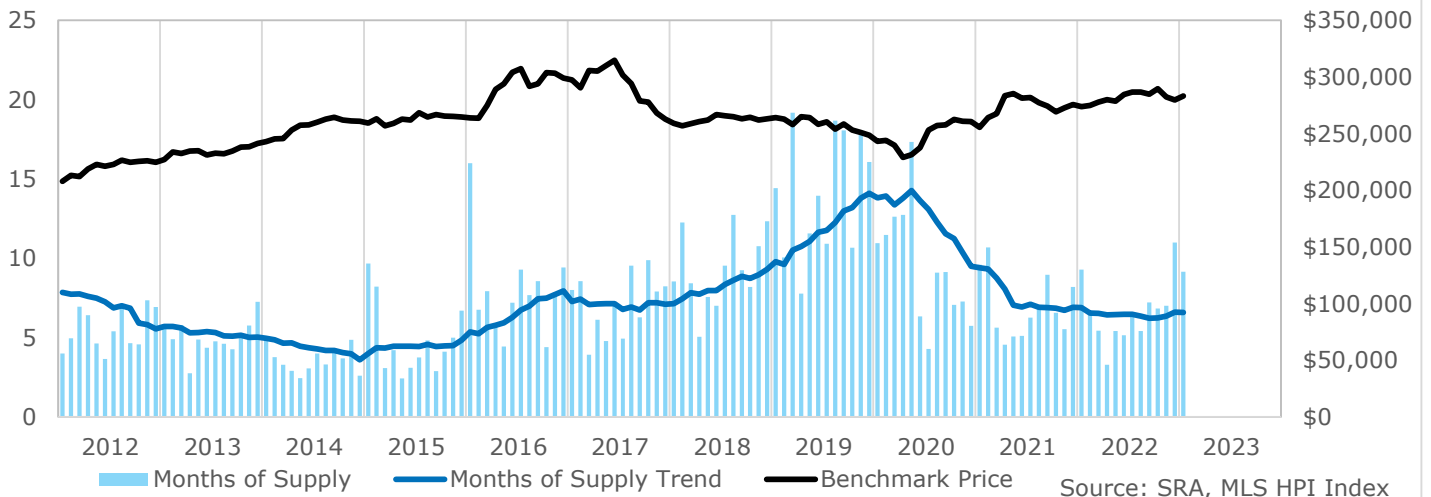
## Year-to-Date January 2023

|                          | Sales     |             | New Listings |            | Inventory  |             | Months of Supply |            | DOM       | Benchmark        |           | Avg Price        |            |
|--------------------------|-----------|-------------|--------------|------------|------------|-------------|------------------|------------|-----------|------------------|-----------|------------------|------------|
|                          | Actual    | Y/Y%        | Actual       | Y/Y%       | Actual     | Y/Y%        | Actual           | Y/Y%       | Actual    | Actual           | Y/Y%      | Actual           | Y/Y%       |
| Detached                 | 11        | -21%        | 13           | -19%       | 86         | -9%         | 7.82             | 16%        | 72        | \$285,600        | 4%        | \$266,345        | -2%        |
| Attached                 | 1         | -           | 7            | 75%        | 19         | -27%        | 19.00            | -          | 106       | -                | -         | \$849,500        | -          |
| Apartment                | 1         | -67%        | 1            | -67%       | 11         | -39%        | 11.00            | 83%        | 185       | \$222,500        | 0%        | \$116,000        | -7%        |
| Mobile                   | 1         | -           | 1            | 0%         | 11         | -42%        | 11.00            | -          | 84        | -                | -         | \$126,500        | -          |
| <b>Total Residential</b> | <b>14</b> | <b>-18%</b> | <b>22</b>    | <b>-8%</b> | <b>128</b> | <b>-19%</b> | <b>9.14</b>      | <b>-2%</b> | <b>83</b> | <b>\$283,200</b> | <b>3%</b> | <b>\$287,271</b> | <b>16%</b> |

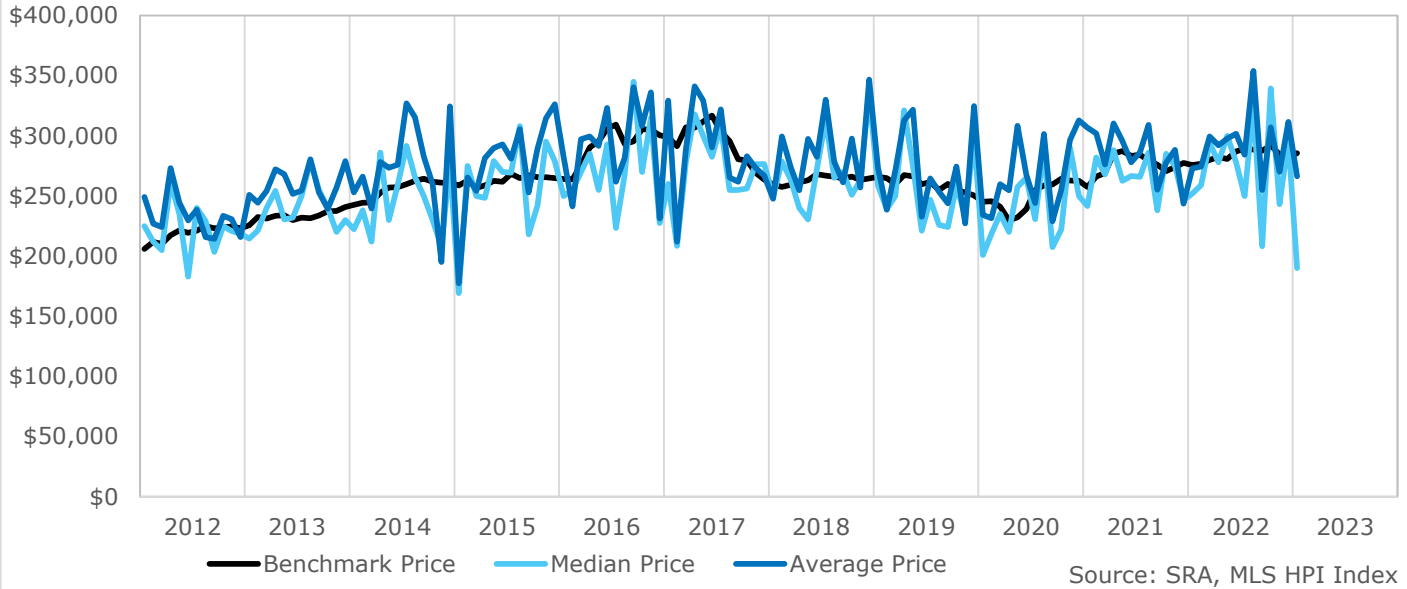
## 10-Year Averages

|                   | Sales |       | New Listings |       | Inventory |       | Months of Supply |       | DOM | Benchmark |       | Avg Price |       |
|-------------------|-------|-------|--------------|-------|-----------|-------|------------------|-------|-----|-----------|-------|-----------|-------|
|                   | Avg   | %Diff | Avg          | %Diff | Avg       | %Diff | Avg              | %Diff | Avg | Avg       | %Diff | Avg       | %Diff |
| Total Residential | 15    | -5%   | 34           | -35%  | 134       | -4%   | 9.72             | -6%   | 87  | \$258,610 | 10%   | \$251,189 | 14%   |

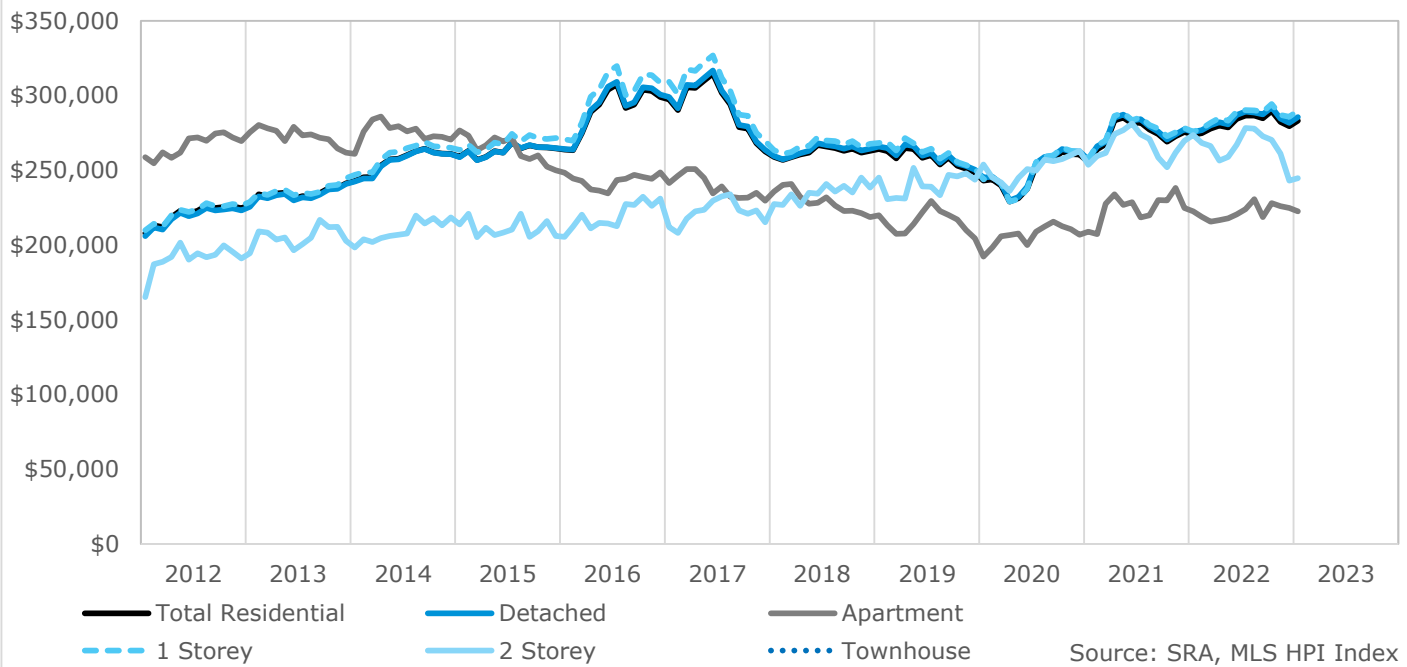
## Residential Months of Supply and Price



**Single Family Pricing**



**Benchmark Price**



## HPI Benchmark Attributes

|                                            | Composite              |
|--------------------------------------------|------------------------|
| Bedrooms, Above Ground                     | 3                      |
| Bathrooms, Full                            | 2                      |
| Bathrooms, Half                            | 0                      |
| Garage                                     | Attached, Single width |
| Gross Living Area, Above Ground (Sq. Ft.)  | 1126                   |
| Lot Size                                   | -                      |
| Fireplaces, Number of                      | 0                      |
| Year Built                                 | 1966                   |
| January 2023 Benchmark Price               | \$283,200              |
| Single Family Share of Sales, Last 3 Years | 96%                    |
| Apartment Share of Sales, Last 3 Years     | 4%                     |
| Townhouse Share of Sales, Last 3 Years     | -                      |

|                                            | Single Family          | 1 Storey               | 2 Storey               |
|--------------------------------------------|------------------------|------------------------|------------------------|
| Bedrooms, Above Ground                     | 3                      | 3                      | 3                      |
| Bathrooms, Full                            | 2                      | 2                      | 2                      |
| Bathrooms, Half                            | 0                      | 0                      | 0                      |
| Garage                                     | Attached, Single width | Attached, Single width | Attached, Single width |
| Gross Living Area, Above Ground (Sq. Ft.)  | 1126                   | 1105                   | 1524                   |
| Lot Size                                   | 6500                   | 6500                   | 6500                   |
| Fireplaces, Number of                      | 0                      | 0                      | 0                      |
| Year Built                                 | 1965                   | 1966                   | 1964                   |
| January 2023 Benchmark Price               | \$285,600              | \$289,900              | \$244,700              |
| Share of Total Sales, Last 3 Years         | 96%                    | 87%                    | 9%                     |
| Share of Single Family Sales, Last 3 Years | 100%                   | 90%                    | 10%                    |

|                                           | Apartment | Townhouse |
|-------------------------------------------|-----------|-----------|
| Bedrooms, Above Ground                    | 2         | -         |
| Bathrooms, Full                           | 1         | -         |
| Bathrooms, Half                           | 0         | -         |
| Garage                                    | -         | -         |
| Gross Living Area, Above Ground (Sq. Ft.) | 1018      | -         |
| Fireplaces, Number of                     | 0         | -         |
| Year Built                                | 1994      | -         |
| January 2023 Benchmark Price              | \$222,500 | -         |

**SWIFT CURRENT**

|             | Sales      | Y/Y%        | New Listings | Y/Y%        | S/NL Ratio  | Inventory  | Y/Y%        | Months of Supply | DOM       | SP/LP        | Benchmark Price | Y/Y%         | Median Price   | Y/Y%         | Average Price  | Y/Y%         | Index      |
|-------------|------------|-------------|--------------|-------------|-------------|------------|-------------|------------------|-----------|--------------|-----------------|--------------|----------------|--------------|----------------|--------------|------------|
| Jan-13      | 18         | -40%        | 34           | -3%         | 0.53        | 105        | -13%        | 5.83             | 78        | 94.7%        | 227,100         | 9.2%         | 214,500        | 0.4%         | 250,994        | 8.8%         | 256        |
| Feb-13      | 21         | -13%        | 29           | -26%        | 0.72        | 103        | -13%        | 4.90             | 81        | 95.5%        | 233,900         | 9.7%         | 204,000        | -1.3%        | 221,863        | 0.6%         | 264        |
| Mar-13      | 18         | -5%         | 29           | -33%        | 0.62        | 104        | -21%        | 5.78             | 81        | 97.2%        | 232,600         | 9.7%         | 209,250        | 13.7%        | 230,375        | 27.2%        | 262        |
| Apr-13      | 41         | 86%         | 57           | 30%         | 0.72        | 113        | -20%        | 2.76             | 70        | 96.0%        | 234,500         | 7.2%         | 250,000        | 23.9%        | 271,851        | 12.5%        | 264        |
| May-13      | 31         | 3%          | 82           | 78%         | 0.38        | 151        | 9%          | 4.87             | 75        | 95.0%        | 235,000         | 5.4%         | 218,000        | -7.2%        | 253,536        | 0.9%         | 265        |
| Jun-13      | 34         | -3%         | 42           | 11%         | 0.81        | 148        | 16%         | 4.35             | 49        | 94.9%        | 231,100         | 4.5%         | 232,000        | 26.8%        | 250,779        | 9.4%         | 261        |
| Jul-13      | 30         | 20%         | 43           | -2%         | 0.70        | 143        | 6%          | 4.77             | 54        | 95.1%        | 232,800         | 4.4%         | 240,000        | 3.4%         | 235,578        | 6.5%         | 263        |
| Aug-13      | 28         | 40%         | 31           | -11%        | 0.90        | 129        | -9%         | 4.61             | 56        | 94.4%        | 232,300         | 2.6%         | 245,250        | 7.0%         | 263,614        | 18.4%        | 262        |
| Sep-13      | 26         | -10%        | 29           | -33%        | 0.90        | 111        | -18%        | 4.27             | 65        | 94.2%        | 234,700         | 4.4%         | 236,000        | 12.4%        | 228,038        | 4.9%         | 265        |
| Oct-13      | 22         | -15%        | 34           | 13%         | 0.65        | 115        | -3%         | 5.23             | 68        | 95.3%        | 238,000         | 5.6%         | 227,500        | 2.6%         | 222,609        | 0.1%         | 268        |
| Nov-13      | 17         | 21%         | 25           | 32%         | 0.68        | 98         | -5%         | 5.76             | 85        | 95.8%        | 238,300         | 5.4%         | 195,000        | -9.5%        | 244,653        | 10.8%        | 269        |
| Dec-13      | 12         | -14%        | 13           | -43%        | 0.92        | 87         | -10%        | 7.25             | 39        | 96.3%        | 241,300         | 7.4%         | 216,500        | -0.9%        | 263,275        | 20.1%        | 272        |
| <b>2013</b> | <b>298</b> | <b>3%</b>   | <b>448</b>   | <b>2%</b>   | <b>0.67</b> | <b>117</b> | <b>-7%</b>  | <b>4.72</b>      | <b>66</b> | <b>95.3%</b> | <b>234,300</b>  | <b>6.2%</b>  | <b>230,000</b> | <b>7.7%</b>  | <b>246,474</b> | <b>9.6%</b>  | <b>264</b> |
| Jan-14      | 18         | 0%          | 26           | -24%        | 0.69        | 89         | -15%        | 4.94             | 84        | 95.7%        | 243,000         | 7.0%         | 232,500        | 8.4%         | 253,272        | 0.9%         | 274        |
| Feb-14      | 22         | 5%          | 25           | -14%        | 0.88        | 83         | -19%        | 3.77             | 54        | 94.2%        | 245,300         | 4.9%         | 228,750        | 12.1%        | 247,932        | 11.7%        | 277        |
| Mar-14      | 25         | 39%         | 31           | 7%          | 0.81        | 82         | -21%        | 3.28             | 80        | 96.2%        | 245,500         | 5.5%         | 195,564        | -6.5%        | 226,345        | -1.7%        | 277        |
| Apr-14      | 30         | -27%        | 45           | -21%        | 0.67        | 87         | -23%        | 2.90             | 64        | 96.6%        | 253,200         | 8.0%         | 272,750        | 9.1%         | 259,400        | -4.6%        | 286        |
| May-14      | 38         | 23%         | 52           | -37%        | 0.73        | 93         | -38%        | 2.45             | 44        | 96.1%        | 257,400         | 9.5%         | 225,000        | 3.2%         | 253,474        | 0.0%         | 290        |
| Jun-14      | 32         | -6%         | 45           | 7%          | 0.71        | 98         | -34%        | 3.06             | 59        | 96.3%        | 257,800         | 11.6%        | 259,000        | 11.6%        | 273,966        | 9.2%         | 291        |
| Jul-14      | 25         | -17%        | 35           | -19%        | 0.71        | 100        | -30%        | 4.00             | 53        | 96.9%        | 260,200         | 11.8%        | 275,000        | 14.6%        | 305,588        | 29.7%        | 293        |
| Aug-14      | 30         | 7%          | 37           | 19%         | 0.81        | 99         | -23%        | 3.30             | 62        | 95.5%        | 262,900         | 13.2%        | 237,500        | -3.2%        | 283,523        | 7.6%         | 296        |
| Sep-14      | 24         | -8%         | 39           | 34%         | 0.62        | 104        | -6%         | 4.33             | 74        | 95.1%        | 264,400         | 12.7%        | 260,000        | 10.2%        | 283,942        | 24.5%        | 298        |
| Oct-14      | 23         | 5%          | 20           | -41%        | 1.15        | 85         | -26%        | 3.70             | 49        | 95.7%        | 262,100         | 10.1%        | 220,000        | -3.3%        | 254,683        | 14.4%        | 296        |
| Nov-14      | 14         | -18%        | 16           | -36%        | 0.88        | 68         | -31%        | 4.86             | 61        | 93.0%        | 261,200         | 9.6%         | 192,450        | -1.3%        | 190,843        | -22.0%       | 295        |
| Dec-14      | 20         | 67%         | 15           | 15%         | 1.33        | 52         | -40%        | 2.60             | 53        | 95.1%        | 261,000         | 8.2%         | 258,250        | 19.3%        | 266,800        | 1.3%         | 294        |
| <b>2014</b> | <b>301</b> | <b>1%</b>   | <b>386</b>   | <b>-14%</b> | <b>0.78</b> | <b>87</b>  | <b>-26%</b> | <b>3.46</b>      | <b>60</b> | <b>95.7%</b> | <b>256,167</b>  | <b>9.3%</b>  | <b>238,000</b> | <b>3.5%</b>  | <b>261,390</b> | <b>6.1%</b>  | <b>289</b> |
| Jan-15      | 6          | -67%        | 19           | -27%        | 0.32        | 58         | -35%        | 9.67             | 89        | 95.2%        | 259,200         | 6.7%         | 169,250        | -27.2%       | 177,400        | -30.0%       | 292        |
| Feb-15      | 9          | -59%        | 28           | 12%         | 0.32        | 74         | -11%        | 8.22             | 71        | 94.4%        | 263,000         | 7.2%         | 276,000        | 20.7%        | 284,667        | 14.8%        | 297        |
| Mar-15      | 25         | 0%          | 39           | 26%         | 0.64        | 77         | -6%         | 3.08             | 57        | 95.7%        | 257,000         | 4.7%         | 220,000        | 12.5%        | 245,600        | 8.5%         | 290        |
| Apr-15      | 23         | -23%        | 48           | 7%          | 0.48        | 97         | 11%         | 4.22             | 47        | 95.0%        | 259,000         | 2.3%         | 237,000        | -13.1%       | 266,909        | 2.9%         | 292        |
| May-15      | 35         | -8%         | 41           | -21%        | 0.85        | 85         | -9%         | 2.43             | 43        | 96.6%        | 262,800         | 2.1%         | 255,500        | 13.6%        | 271,177        | 7.0%         | 296        |
| Jun-15      | 29         | -9%         | 51           | 13%         | 0.57        | 90         | -8%         | 3.10             | 62        | 95.8%        | 261,900         | 1.6%         | 269,000        | 3.9%         | 284,226        | 3.7%         | 295        |
| Jul-15      | 28         | 12%         | 50           | 43%         | 0.56        | 105        | 5%          | 3.75             | 38        | 95.8%        | 268,500         | 3.2%         | 271,450        | -1.3%        | 279,243        | -8.6%        | 303        |
| Aug-15      | 23         | -23%        | 39           | 5%          | 0.59        | 111        | 12%         | 4.83             | 52        | 95.9%        | 264,700         | 0.7%         | 290,000        | 22.1%        | 274,609        | -3.1%        | 298        |
| Sep-15      | 38         | 58%         | 49           | 26%         | 0.78        | 110        | 6%          | 2.89             | 62        | 94.4%        | 266,800         | 0.9%         | 214,946        | -17.3%       | 239,818        | -15.5%       | 301        |
| Oct-15      | 25         | 9%          | 32           | 60%         | 0.78        | 103        | 21%         | 4.12             | 53        | 96.0%        | 265,400         | 1.3%         | 235,000        | 6.8%         | 268,680        | 5.5%         | 299        |
| Nov-15      | 20         | 43%         | 33           | 106%        | 0.61        | 100        | 47%         | 5.00             | 47        | 95.8%        | 265,300         | 1.6%         | 283,500        | 47.3%        | 292,200        | 53.1%        | 299        |
| Dec-15      | 13         | -35%        | 18           | 20%         | 0.72        | 87         | 67%         | 6.69             | 74        | 95.1%        | 264,600         | 1.4%         | 190,000        | -26.4%       | 291,038        | 9.1%         | 298        |
| <b>2015</b> | <b>274</b> | <b>-9%</b>  | <b>447</b>   | <b>16%</b>  | <b>0.61</b> | <b>91</b>  | <b>5%</b>   | <b>4.00</b>      | <b>54</b> | <b>95.6%</b> | <b>263,183</b>  | <b>2.7%</b>  | <b>262,450</b> | <b>10.3%</b> | <b>267,268</b> | <b>2.2%</b>  | <b>297</b> |
| Jan-16      | 7          | 17%         | 40           | 111%        | 0.18        | 112        | 93%         | 16.00            | 26        | 96.2%        | 263,800         | 1.8%         | 250,000        | 47.7%        | 282,357        | 59.2%        | 297        |
| Feb-16      | 17         | 89%         | 28           | 0%          | 0.61        | 115        | 55%         | 6.76             | 79        | 95.0%        | 263,500         | 0.2%         | 255,000        | -7.6%        | 241,294        | -15.2%       | 297        |
| Mar-16      | 15         | -40%        | 33           | -15%        | 0.45        | 119        | 55%         | 7.93             | 74        | 95.7%        | 274,900         | 7.0%         | 270,000        | 22.7%        | 283,327        | 15.4%        | 310        |
| Apr-16      | 23         | 0%          | 50           | 4%          | 0.46        | 133        | 37%         | 5.78             | 70        | 94.3%        | 289,000         | 11.6%        | 285,000        | 20.3%        | 290,969        | 9.0%         | 326        |
| May-16      | 32         | -9%         | 54           | 32%         | 0.59        | 142        | 67%         | 4.44             | 56        | 95.8%        | 294,000         | 11.9%        | 241,450        | -5.5%        | 274,609        | 1.3%         | 332        |
| Jun-16      | 21         | -28%        | 60           | 18%         | 0.35        | 151        | 68%         | 7.19             | 64        | 95.0%        | 304,000         | 16.1%        | 285,000        | 5.9%         | 303,571        | 6.8%         | 343        |
| Jul-16      | 17         | -39%        | 37           | -26%        | 0.46        | 158        | 50%         | 9.29             | 54        | 94.7%        | 307,400         | 14.5%        | 225,000        | -17.1%       | 260,765        | -6.6%        | 347        |
| Aug-16      | 22         | -4%         | 51           | 31%         | 0.43        | 169        | 52%         | 7.68             | 70        | 95.6%        | 291,700         | 10.2%        | 264,000        | -9.0%        | 271,716        | -1.1%        | 329        |
| Sep-16      | 20         | -47%        | 43           | -12%        | 0.47        | 171        | 55%         | 8.55             | 64        | 96.0%        | 294,000         | 10.2%        | 290,000        | 34.9%        | 321,775        | 34.2%        | 332        |
| Oct-16      | 35         | 40%         | 42           | 31%         | 0.83        | 154        | 50%         | 4.40             | 75        | 94.7%        | 303,900         | 14.5%        | 260,000        | 10.6%        | 294,484        | 9.6%         | 343        |
| Nov-16      | 19         | -5%         | 38           | 15%         | 0.50        | 149        | 49%         | 7.84             | 80        | 96.0%        | 303,200         | 14.3%        | 305,000        | 7.6%         | 325,276        | 11.3%        | 342        |
| Dec-16      | 14         | 8%          | 18           | 0%          | 0.78        | 132        | 52%         | 9.43             | 73        | 94.6%        | 299,100         | 13.0%        | 225,700        | 18.8%        | 219,154        | -24.7%       | 337        |
| <b>2016</b> | <b>242</b> | <b>-12%</b> | <b>494</b>   | <b>11%</b>  | <b>0.49</b> | <b>142</b> | <b>55%</b>  | <b>7.05</b>      | <b>67</b> | <b>95.3%</b> | <b>290,708</b>  | <b>10.5%</b> | <b>260,000</b> | <b>-0.9%</b> | <b>283,408</b> | <b>6.0%</b>  | <b>328</b> |
| Jan-17      | 17         | 143%        | 38           | -5%         | 0.45        | 136        | 21%         | 8.00             | 94        | 95.7%        | 297,400         | 12.7%        | 228,000        | -8.8%        | 293,309        | 3.9%         | 335        |
| Feb-17      | 16         | -6%         | 34           | 21%         | 0.47        | 137        | 19%         | 8.56             | 91        | 95.3%        | 290,300         | 10.2%        | 202,500        | -20.6%       | 196,713        | -18.5%       | 327        |
| Mar-17      | 34         | 127%        | 44           | 33%         | 0.77        | 133        | 12%         | 3.91             | 75        | 95.7%        | 305,600         | 11.2%        | 265,625        | -1.6%        | 275,463        | -2.8%        | 345        |
| Apr-17      | 23         | 0%          | 45           | -10%        | 0.51        | 141        | 6%          | 6.13             | 79        | 96.3%        | 305,100         | 5.6%         | 255,500        | -10.4%       | 318,826        | 9.6%         | 344        |
| May-17      | 32         | 0%          | 55           | 2%          | 0.58        | 153        | 8%          | 4.78             | 72        | 95.6%        | 310,100         | 5.5%         | 258,750        | 7.2%         | 292,766        | 6.6%         | 350        |
| Jun-17      | 23         | 10%         | 44           | -27%        | 0.52        | 161        | 7%          | 7.00             | 77        | 95.8%        | 314,700         | 3.5%         | 274,900        | -3.5%        | 275,017        | -9.4%        | 355        |
| Jul-17      | 31         | 82%         | 43           | 16%         | 0.72        | 153        | -3%         | 4.94             | 68        | 95.9%        | 301,800         | -1.8%        | 287,000        | 27.6%        | 300,016        | 15.1%        | 340        |
| Aug-17      | 17         | -23%        | 39           | -24%        | 0.44        | 162        | -4%         | 9.53             | 102       | 93.9%        | 294,100         | 0.8%         | 167,000        | -36.7%       | 199,568        | -26.6%       | 332        |
| Sep-17      | 26         | 30%         | 49           | 14%         | 0.53        | 163        | -5%         | 6.27             | 87        | 94.9%        | 278,900         | -5.1%        | 240,950        | -16.9%       | 240,585        | -25.2%       | 314        |
| Oct-17      | 16         | -54%        | 35           | -17%        | 0.46        | 158        | 3%          | 9.88             | 103       | 94.0%        | 277,900         | -8.6%        | 187,500        | -27.9%       | 250,982        | -14.8%       | 313        |
| Nov-17      | 20         | 5%          | 40           | 5%          | 0.50        | 158        | 6%          | 7.90             | 69        | 94.7%        | 268,100         | -11.6%       | 276,750        | -9.3%        | 277,800        | -14.6%       | 302        |
| Dec-17      | 17         | 21%         | 23           | 28%         | 0.74        | 140        | 6%          | 8.24             | 87        | 95.7%        | 262,700         | -12.2%       | 299,250        | 32.6%        | 274,426        | 25.2%        | 296        |
| <b>2017</b> | <b>272</b> | <b>12%</b>  | <b>489</b>   | <b>-1%</b>  | <b>0.56</b> | <b>150</b> | <b>5%</b>   | <b>6.60</b>      | <b>81</b> | <b>95.4%</b> | <b>292,225</b>  | <b>0.5%</b>  | <b>255,750</b> | <b>-1.6%</b> | <b>270,999</b> | <b>-4.4%</b> | <b>329</b> |
| Jan-18      | 17         | 0%          | 29           | -24%        | 0.59        | 145        | 7%          | 8.53             | 91        | 93.7%        | 258,900         | -12.9%       | 249,000        | 9.2%         | 248,794        | -15.2%       | 292        |
| Feb-18      | 12         | -25%        | 21           | -38%        | 0.57        | 147        | 7%          | 12.25            | 85        | 95.5%        | 257,000         | -11.5%       | 262,500        | 29.6%        | 273,625        | 39.1%        | 290        |
| Mar-18      | 19         | -44%        | 49           | 11%         | 0.39        | 160        | 20%         | 8.42             | 90        | 95.2%        | 258,700         | -15.3%       | 260,000        | -2.1%        | 282,105        | 2.4%         | 292        |
| Apr-18      | 34         | 48%         | 66           | 47%         | 0.52        | 172        | 22%         | 5.06             | 94        | 94.9%        | 260,600         | -14.6%       | 227,500        | -11.0%       | 249,779        | -21.7%       | 294        |
| May-18      | 25         | -22%        | 59           | 7%          | 0.42        | 189        | 24%         | 7.56             | 84        | 94.8%        | 261,900         | -15.5%       | 229,500        | -11.3%       | 278,092        | -5.0%        | 295        |
| Jun-18      | 27         | 17%         | 46           | 5%          | 0.59        | 189        | 17%         | 7.00             | 78        | 95.4%        | 266,900         | -15.2%       | 257,000        | -6.5%        | 250,216        | -9.0%        | 301        |
| Jul-18      | 19         | -39%        | 37           | -14%        | 0.51        | 181        | 18%         | 9.53             | 81        | 94.4%        | 265,800         | -11.9%       | 312,000        | 8.7%         | 329,408        | 9.8%         | 300        |
| Aug-18      | 15         | -12%        | 42           | 8%          | 0.36        | 191        | 18%         | 12.73            | 104       | 93.6%        | 264,800         | -10.0%       | 270,000        | 61.7%        | 277,845        | 39.2%        | 299        |
| Sep-18      | 20         | -23%        | 36           | -27%        | 0.56        |            |             |                  |           |              |                 |              |                |              |                |              |            |

**SWIFT CURRENT**

|             | Sales      | Y/Y%        | New Listings | Y/Y%       | S/NL Ratio  | Inventory  | Y/Y%        | Months of Supply | DOM       | SP/LP        | Benchmark Price | Y/Y%         | Median Price   | Y/Y%          | Average Price  | Y/Y%         | Index      |
|-------------|------------|-------------|--------------|------------|-------------|------------|-------------|------------------|-----------|--------------|-----------------|--------------|----------------|---------------|----------------|--------------|------------|
| Jan-19      | 12         | -29%        | 55           | 90%        | 0.22        | 173        | 19%         | 14.42            | 91        | 93.6%        | 264,200         | 2.0%         | 237,500        | -4.6%         | 249,208        | 0.2%         | 298        |
| Feb-19      | 17         | 42%         | 29           | 38%        | 0.59        | 171        | 16%         | 10.06            | 64        | 95.5%        | 262,800         | 2.3%         | 223,000        | -15.0%        | 215,494        | -21.2%       | 296        |
| Mar-19      | 11         | -42%        | 61           | 24%        | 0.18        | 211        | 32%         | 19.18            | 98        | 93.7%        | 257,900         | -0.3%        | 200,000        | -23.1%        | 232,682        | -17.5%       | 291        |
| Apr-19      | 31         | -9%         | 73           | 11%        | 0.42        | 241        | 40%         | 7.77             | 72        | 96.4%        | 264,900         | 1.7%         | 292,500        | 28.6%         | 296,642        | 18.8%        | 299        |
| May-19      | 23         | -8%         | 70           | 19%        | 0.33        | 266        | 41%         | 11.57            | 65        | 95.6%        | 264,200         | 0.9%         | 267,000        | 16.3%         | 306,717        | 10.3%        | 298        |
| Jun-19      | 20         | -26%        | 52           | 13%        | 0.38        | 279        | 48%         | 13.95            | 99        | 93.9%        | 258,300         | -3.2%        | 220,000        | -14.4%        | 217,275        | -13.2%       | 291        |
| Jul-19      | 25         | 32%         | 36           | -3%        | 0.69        | 273        | 51%         | 10.92            | 94        | 93.9%        | 260,300         | -2.1%        | 219,000        | -29.8%        | 243,440        | -26.1%       | 294        |
| Aug-19      | 15         | 0%          | 40           | -5%        | 0.38        | 280        | 47%         | 18.67            | 140       | 94.0%        | 253,800         | -4.2%        | 212,500        | -21.3%        | 235,380        | -15.3%       | 286        |
| Sep-19      | 15         | -25%        | 34           | -6%        | 0.44        | 271        | 46%         | 18.07            | 98        | 95.5%        | 258,500         | -1.7%        | 180,000        | -25.5%        | 220,653        | -7.9%        | 291        |
| Oct-19      | 24         | 14%         | 35           | -17%       | 0.69        | 256        | 49%         | 10.67            | 151       | 94.6%        | 253,000         | -4.3%        | 255,000        | 6.3%          | 265,290        | -5.7%        | 285        |
| Nov-19      | 13         | -24%        | 38           | -19%       | 0.34        | 231        | 26%         | 17.77            | 133       | 94.3%        | 251,100         | -4.1%        | 187,900        | -18.7%        | 194,338        | -12.2%       | 283        |
| Dec-19      | 13         | 8%          | 20           | 0%         | 0.65        | 209        | 41%         | 16.08            | 99        | 94.3%        | 248,600         | -5.5%        | 300,000        | -9.8%         | 324,685        | 0.0%         | 280        |
| <b>2019</b> | <b>219</b> | <b>-8%</b>  | <b>543</b>   | <b>10%</b> | <b>0.40</b> | <b>238</b> | <b>39%</b>  | <b>13.06</b>     | <b>98</b> | <b>94.8%</b> | <b>258,133</b>  | <b>-1.6%</b> | <b>230,000</b> | <b>-10.5%</b> | <b>255,023</b> | <b>-5.0%</b> | <b>291</b> |
| Jan-20      | 18         | 50%         | 35           | -36%       | 0.51        | 197        | 14%         | 10.94            | 116       | 94.2%        | 243,100         | -8.0%        | 199,100        | -16.2%        | 221,756        | -11.0%       | 274        |
| Feb-20      | 17         | 0%          | 35           | 21%        | 0.49        | 195        | 14%         | 11.47            | 128       | 94.5%        | 244,000         | -7.2%        | 220,000        | -1.3%         | 230,776        | 7.1%         | 275        |
| Mar-20      | 16         | 45%         | 47           | -23%       | 0.34        | 202        | -4%         | 12.63            | 128       | 96.9%        | 239,800         | -7.0%        | 232,450        | 16.2%         | 242,797        | 4.3%         | 270        |
| Apr-20      | 15         | -52%        | 35           | -52%       | 0.43        | 191        | -21%        | 12.73            | 106       | 92.4%        | 229,000         | -13.6%       | 212,500        | -27.4%        | 223,267        | -24.7%       | 258        |
| May-20      | 12         | -48%        | 45           | -36%       | 0.27        | 208        | -22%        | 17.33            | 90        | 94.8%        | 231,400         | -12.4%       | 257,500        | -3.6%         | 299,158        | -2.5%        | 261        |
| Jun-20      | 32         | 60%         | 48           | -8%        | 0.67        | 203        | -27%        | 6.34             | 104       | 95.1%        | 237,600         | -8.0%        | 247,000        | 12.3%         | 254,204        | 17.0%        | 268        |
| Jul-20      | 45         | 80%         | 60           | 67%        | 0.75        | 193        | -29%        | 4.29             | 85        | 95.3%        | 253,100         | -2.8%        | 227,500        | 3.9%          | 237,117        | -2.6%        | 285        |
| Aug-20      | 23         | 53%         | 55           | 38%        | 0.42        | 209        | -25%        | 9.09             | 85        | 95.6%        | 257,100         | 1.3%         | 272,500        | 28.2%         | 291,396        | 23.8%        | 290        |
| Sep-20      | 22         | 47%         | 49           | 44%        | 0.45        | 201        | -26%        | 9.14             | 72        | 95.6%        | 257,800         | -0.3%        | 216,000        | 20.0%         | 252,773        | 14.6%        | 291        |
| Oct-20      | 29         | 21%         | 81           | 131%       | 0.36        | 205        | -20%        | 7.07             | 75        | 95.4%        | 262,500         | 3.8%         | 220,500        | -13.5%        | 244,100        | -8.0%        | 296        |
| Nov-20      | 26         | 100%        | 27           | -29%       | 0.96        | 189        | -18%        | 7.27             | 66        | 95.9%        | 260,800         | 3.9%         | 256,000        | 36.2%         | 276,394        | 42.2%        | 294        |
| Dec-20      | 28         | 115%        | 22           | 10%        | 1.27        | 161        | -23%        | 5.75             | 73        | 95.1%        | 260,600         | 4.8%         | 237,500        | -20.8%        | 306,089        | -5.7%        | 294        |
| <b>2020</b> | <b>283</b> | <b>29%</b>  | <b>539</b>   | <b>-1%</b> | <b>0.53</b> | <b>196</b> | <b>-18%</b> | <b>8.32</b>      | <b>91</b> | <b>95.2%</b> | <b>248,067</b>  | <b>-3.9%</b> | <b>231,500</b> | <b>0.7%</b>   | <b>256,685</b> | <b>0.7%</b>  | <b>280</b> |
| Jan-21      | 17         | -6%         | 37           | 6%         | 0.46        | 163        | -17%        | 9.59             | 99        | 95.6%        | 255,600         | 5.1%         | 235,000        | 18.0%         | 287,979        | 29.9%        | 288        |
| Feb-21      | 16         | -6%         | 37           | 6%         | 0.43        | 171        | -12%        | 10.69            | 97        | 97.3%        | 264,000         | 8.2%         | 282,000        | 28.2%         | 302,000        | 30.9%        | 298        |
| Mar-21      | 32         | 100%        | 54           | 15%        | 0.59        | 180        | -11%        | 5.63             | 115       | 96.0%        | 267,600         | 11.6%        | 257,503        | 10.8%         | 253,962        | 4.6%         | 302        |
| Apr-21      | 42         | 180%        | 64           | 83%        | 0.66        | 191        | 0%          | 4.55             | 83        | 95.3%        | 283,300         | 23.7%        | 273,000        | 28.5%         | 291,986        | 30.8%        | 319        |
| May-21      | 39         | 225%        | 56           | 24%        | 0.70        | 198        | -5%         | 5.08             | 69        | 96.6%        | 285,200         | 23.2%        | 261,500        | 1.6%          | 290,015        | -3.1%        | 322        |
| Jun-21      | 39         | 22%         | 53           | 10%        | 0.74        | 199        | -2%         | 5.10             | 85        | 95.7%        | 281,400         | 18.4%        | 265,000        | 7.3%          | 267,577        | 5.3%         | 317        |
| Jul-21      | 30         | -33%        | 42           | -30%       | 0.71        | 188        | -3%         | 6.27             | 60        | 95.3%        | 281,900         | 11.4%        | 243,000        | 6.8%          | 260,004        | 9.7%         | 318        |
| Aug-21      | 26         | 13%         | 41           | -25%       | 0.63        | 177        | -15%        | 6.81             | 77        | 96.1%        | 277,300         | 7.9%         | 283,000        | 3.9%          | 305,371        | 4.8%         | 313        |
| Sep-21      | 21         | -5%         | 46           | -6%        | 0.46        | 188        | -6%         | 8.95             | 106       | 95.7%        | 274,300         | 6.4%         | 230,000        | 6.5%          | 247,197        | -2.2%        | 309        |
| Oct-21      | 28         | -3%         | 54           | -33%       | 0.52        | 184        | -10%        | 6.57             | 62        | 95.9%        | 269,200         | 2.6%         | 252,577        | 14.5%         | 257,257        | 5.4%         | 304        |
| Nov-21      | 32         | 23%         | 46           | 70%        | 0.70        | 177        | -6%         | 5.53             | 73        | 96.6%        | 272,800         | 4.6%         | 265,000        | 3.5%          | 273,721        | -1.0%        | 308        |
| Dec-21      | 20         | -29%        | 32           | 45%        | 0.63        | 164        | 2%          | 8.20             | 60        | 96.5%        | 275,600         | 5.8%         | 227,650        | -4.1%         | 242,090        | -20.9%       | 311        |
| <b>2021</b> | <b>342</b> | <b>21%</b>  | <b>562</b>   | <b>4%</b>  | <b>0.61</b> | <b>182</b> | <b>-7%</b>  | <b>6.37</b>      | <b>81</b> | <b>96.0%</b> | <b>274,017</b>  | <b>10.5%</b> | <b>258,250</b> | <b>11.6%</b>  | <b>273,681</b> | <b>6.6%</b>  | <b>309</b> |
| Jan-22      | 17         | 0%          | 24           | -35%       | 0.71        | 158        | -3%         | 9.29             | 102       | 95.7%        | 273,800         | 7.1%         | 242,500        | 3.2%          | 246,819        | -14.3%       | 309        |
| Feb-22      | 24         | 50%         | 40           | 8%         | 0.60        | 159        | -7%         | 6.63             | 48        | 95.1%        | 274,800         | 4.1%         | 253,250        | -10.2%        | 258,367        | -14.4%       | 310        |
| Mar-22      | 28         | -13%        | 43           | -20%       | 0.65        | 152        | -16%        | 5.43             | 99        | 95.0%        | 277,800         | 3.8%         | 249,000        | -3.3%         | 263,807        | 3.9%         | 313        |
| Apr-22      | 44         | 5%          | 55           | -14%       | 0.80        | 145        | -24%        | 3.30             | 86        | 95.9%        | 280,000         | -1.2%        | 265,000        | -2.9%         | 259,179        | -11.2%       | 316        |
| May-22      | 31         | -21%        | 71           | 27%        | 0.44        | 168        | -15%        | 5.42             | 68        | 96.1%        | 278,700         | -2.3%        | 274,000        | 4.8%          | 276,440        | -4.7%        | 314        |
| Jun-22      | 34         | -13%        | 64           | 21%        | 0.53        | 175        | -12%        | 5.15             | 65        | 95.9%        | 284,500         | 1.1%         | 277,250        | 4.6%          | 292,583        | 9.3%         | 321        |
| Jul-22      | 28         | -7%         | 47           | 12%        | 0.60        | 181        | -4%         | 6.46             | 53        | 94.4%        | 286,700         | 1.7%         | 225,750        | -7.1%         | 266,319        | 2.4%         | 323        |
| Aug-22      | 31         | 19%         | 40           | -2%        | 0.78        | 168        | -5%         | 5.42             | 73        | 96.0%        | 286,600         | 3.4%         | 310,000        | 9.5%          | 300,182        | -1.7%        | 323        |
| Sep-22      | 23         | 10%         | 40           | -13%       | 0.58        | 166        | -12%        | 7.22             | 84        | 95.1%        | 284,900         | 3.9%         | 199,000        | -13.5%        | 219,965        | -11.0%       | 321        |
| Oct-22      | 23         | -18%        | 50           | -7%        | 0.46        | 157        | -15%        | 6.83             | 79        | 95.4%        | 289,600         | 7.6%         | 242,500        | -4.0%         | 253,489        | -1.5%        | 327        |
| Nov-22      | 21         | -34%        | 34           | -26%       | 0.62        | 147        | -17%        | 7.00             | 64        | 95.6%        | 282,400         | 3.5%         | 242,000        | -8.7%         | 270,222        | -1.3%        | 318        |
| Dec-22      | 12         | -40%        | 17           | -47%       | 0.71        | 132        | -20%        | 11.00            | 77        | 94.8%        | 279,600         | 1.5%         | 300,500        | 32.0%         | 300,190        | 24.0%        | 315        |
| <b>2022</b> | <b>316</b> | <b>-8%</b>  | <b>525</b>   | <b>-7%</b> | <b>0.60</b> | <b>159</b> | <b>-12%</b> | <b>6.04</b>      | <b>74</b> | <b>95.5%</b> | <b>281,617</b>  | <b>2.8%</b>  | <b>260,000</b> | <b>0.7%</b>   | <b>267,828</b> | <b>-2.1%</b> | <b>317</b> |
| Jan-23      | 14         | -18%        | 22           | -8%        | 0.64        | 128        | -19%        | 9.14             | 83        | 95.9%        | 283,200         | 3.4%         | 188,750        | -22.2%        | 287,271        | 16.4%        | 319        |
| Feb-23      |            |             |              |            |             |            |             |                  |           |              |                 |              |                |               |                |              |            |
| Mar-23      |            |             |              |            |             |            |             |                  |           |              |                 |              |                |               |                |              |            |
| Apr-23      |            |             |              |            |             |            |             |                  |           |              |                 |              |                |               |                |              |            |
| May-23      |            |             |              |            |             |            |             |                  |           |              |                 |              |                |               |                |              |            |
| Jun-23      |            |             |              |            |             |            |             |                  |           |              |                 |              |                |               |                |              |            |
| Jul-23      |            |             |              |            |             |            |             |                  |           |              |                 |              |                |               |                |              |            |
| Aug-23      |            |             |              |            |             |            |             |                  |           |              |                 |              |                |               |                |              |            |
| Sep-23      |            |             |              |            |             |            |             |                  |           |              |                 |              |                |               |                |              |            |
| Oct-23      |            |             |              |            |             |            |             |                  |           |              |                 |              |                |               |                |              |            |
| Nov-23      |            |             |              |            |             |            |             |                  |           |              |                 |              |                |               |                |              |            |
| Dec-23      |            |             |              |            |             |            |             |                  |           |              |                 |              |                |               |                |              |            |
| <b>2023</b> | <b>14</b>  | <b>-18%</b> | <b>22</b>    | <b>-8%</b> | <b>0.64</b> | <b>128</b> | <b>-19%</b> | <b>9.14</b>      | <b>83</b> | <b>95.9%</b> | <b>283,200</b>  | <b>3.4%</b>  | <b>188,750</b> | <b>-22.2%</b> | <b>287,271</b> | <b>16.4%</b> | <b>319</b> |



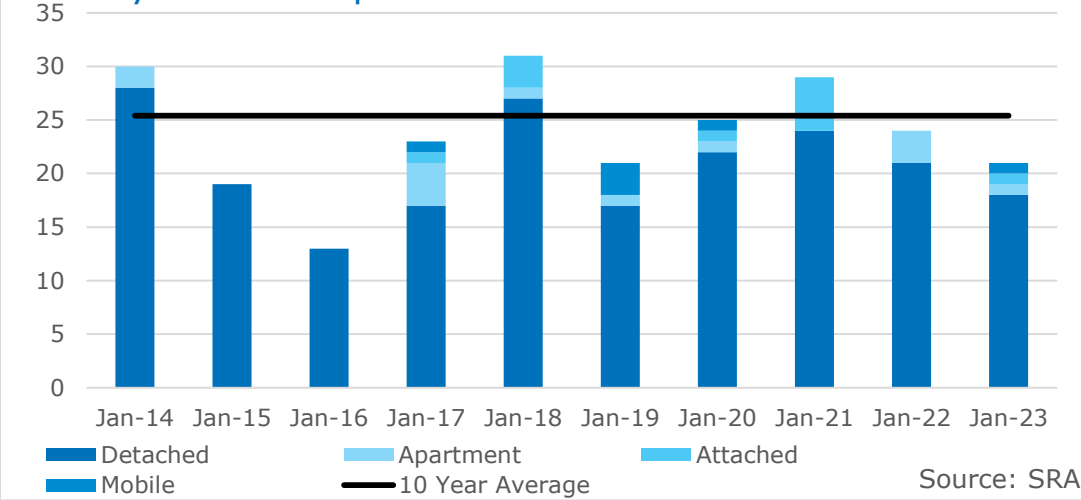
SWIFT CURRENT

|             | Sales      | Y/Y%        | New Listings | Y/Y%        | S/NL Ratio  | Inventory  | Y/Y%        | Months of Supply | DOM       | SP/LP        | Benchmark Price | Y/Y%         | Median Price   | Y/Y%         | Average Price  | Y/Y%         | Index      |
|-------------|------------|-------------|--------------|-------------|-------------|------------|-------------|------------------|-----------|--------------|-----------------|--------------|----------------|--------------|----------------|--------------|------------|
| Jan-13      | 18         | -28%        | 30           | 3%          | 0.60        | 85         | 2%          | 4.72             | 78        | 94.7%        | 225,700         | 9.6%         | 214,500        | -4.7%        | 250,994        | 0.7%         | 255        |
| Feb-13      | 16         | -24%        | 24           | -11%        | 0.67        | 87         | 6%          | 5.44             | 67        | 95.2%        | 232,500         | 9.8%         | 221,500        | 4.5%         | 244,313        | 7.7%         | 263        |
| Mar-13      | 11         | -15%        | 20           | -33%        | 0.55        | 86         | -7%         | 7.82             | 81        | 97.3%        | 231,300         | 10.0%        | 240,000        | 17.1%        | 254,173        | 13.4%        | 262        |
| Apr-13      | 38         | 138%        | 49           | 26%         | 0.78        | 91         | -13%        | 2.39             | 67        | 96.2%        | 233,400         | 7.4%         | 254,250        | -2.8%        | 272,197        | -0.4%        | 264        |
| May-13      | 26         | 4%          | 69           | 86%         | 0.38        | 123        | 18%         | 4.73             | 83        | 94.6%        | 234,100         | 5.7%         | 230,500        | -1.9%        | 268,115        | 9.7%         | 265        |
| Jun-13      | 32         | 3%          | 34           | 31%         | 0.94        | 119        | 34%         | 3.72             | 48        | 94.8%        | 230,000         | 4.9%         | 232,000        | 26.8%        | 251,625        | 9.6%         | 260        |
| Jul-13      | 25         | 19%         | 33           | -15%        | 0.76        | 113        | 16%         | 4.52             | 56        | 95.0%        | 231,900         | 4.9%         | 250,000        | 4.2%         | 254,410        | 6.6%         | 262        |
| Aug-13      | 22         | 22%         | 26           | -10%        | 0.85        | 104        | 4%          | 4.73             | 54        | 94.4%        | 231,400         | 2.9%         | 279,000        | 21.7%        | 280,395        | 29.9%        | 262        |
| Sep-13      | 21         | -13%        | 28           | -35%        | 0.75        | 92         | -10%        | 4.38             | 69        | 94.0%        | 233,700         | 4.7%         | 255,000        | 25.3%        | 253,071        | 18.1%        | 264        |
| Oct-13      | 18         | -22%        | 30           | 11%         | 0.60        | 98         | 4%          | 5.44             | 47        | 95.3%        | 237,200         | 6.0%         | 240,000        | 6.7%         | 239,217        | 2.4%         | 268        |
| Nov-13      | 16         | 23%         | 22           | 16%         | 0.73        | 80         | -6%         | 5.00             | 80        | 95.9%        | 237,600         | 5.8%         | 220,000        | -0.5%        | 257,069        | 11.4%        | 269        |
| Dec-13      | 11         | -8%         | 12           | -33%        | 0.92        | 71         | -10%        | 6.45             | 43        | 96.3%        | 240,800         | 7.9%         | 230,000        | 5.3%         | 279,027        | 29.3%        | 272        |
| <b>2013</b> | <b>254</b> | <b>5%</b>   | <b>377</b>   | <b>4%</b>   | <b>0.67</b> | <b>96</b>  | <b>3%</b>   | <b>4.52</b>      | <b>64</b> | <b>95.2%</b> | <b>233,300</b>  | <b>6.6%</b>  | <b>241,000</b> | <b>7.1%</b>  | <b>259,532</b> | <b>11.1%</b> | <b>264</b> |
| Jan-14      | 16         | -11%        | 18           | -40%        | 0.89        | 68         | -20%        | 4.25             | 87        | 95.5%        | 242,500         | 7.4%         | 222,500        | 3.7%         | 253,056        | 0.8%         | 274        |
| Feb-14      | 19         | 19%         | 22           | -8%         | 0.86        | 62         | -29%        | 3.26             | 44        | 94.1%        | 244,500         | 5.2%         | 238,000        | 7.4%         | 266,026        | 8.9%         | 277        |
| Mar-14      | 19         | 73%         | 25           | 25%         | 0.76        | 62         | -28%        | 3.26             | 77        | 96.0%        | 244,600         | 5.8%         | 212,000        | -11.7%       | 239,553        | -5.8%        | 277        |
| Apr-14      | 25         | -34%        | 40           | -18%        | 0.63        | 72         | -21%        | 2.88             | 51        | 97.0%        | 252,600         | 8.2%         | 286,000        | 12.5%        | 278,360        | 2.3%         | 286        |
| May-14      | 31         | 19%         | 47           | -32%        | 0.66        | 81         | -34%        | 2.61             | 42        | 96.2%        | 256,900         | 9.7%         | 230,000        | -0.2%        | 273,468        | 2.0%         | 291        |
| Jun-14      | 30         | -6%         | 36           | 6%          | 0.83        | 81         | -32%        | 2.70             | 58        | 96.3%        | 257,300         | 11.9%        | 259,000        | 11.6%        | 276,063        | 9.7%         | 291        |
| Jul-14      | 20         | -20%        | 30           | -9%         | 0.67        | 83         | -27%        | 4.15             | 42        | 96.9%        | 259,800         | 12.0%        | 291,750        | 16.7%        | 326,935        | 28.5%        | 294        |
| Aug-14      | 24         | 9%          | 34           | 31%         | 0.71        | 87         | -16%        | 3.63             | 60        | 95.3%        | 262,600         | 13.5%        | 265,500        | -4.8%        | 315,363        | 12.5%        | 297        |
| Sep-14      | 23         | 10%         | 37           | 32%         | 0.62        | 92         | 0%          | 4.00             | 69        | 95.1%        | 264,300         | 13.1%        | 250,000        | -2.0%        | 282,678        | 11.7%        | 299        |
| Oct-14      | 22         | 22%         | 16           | -47%        | 1.38        | 71         | -28%        | 3.23             | 49        | 95.8%        | 261,900         | 10.4%        | 229,850        | -4.2%        | 259,895        | 8.6%         | 296        |
| Nov-14      | 13         | -19%        | 12           | -45%        | 1.08        | 52         | -35%        | 4.00             | 56        | 93.3%        | 261,000         | 9.8%         | 208,000        | -5.5%        | 194,985        | -24.2%       | 295        |
| Dec-14      | 13         | 18%         | 11           | -8%         | 1.18        | 43         | -39%        | 3.31             | 66        | 94.7%        | 260,800         | 8.3%         | 277,000        | 20.4%        | 324,404        | 16.3%        | 295        |
| <b>2014</b> | <b>255</b> | <b>0%</b>   | <b>328</b>   | <b>-13%</b> | <b>0.78</b> | <b>71</b>  | <b>-26%</b> | <b>3.35</b>      | <b>57</b> | <b>95.7%</b> | <b>255,733</b>  | <b>9.6%</b>  | <b>250,000</b> | <b>3.7%</b>  | <b>276,283</b> | <b>6.5%</b>  | <b>289</b> |
| Jan-15      | 6          | -63%        | 15           | -17%        | 0.40        | 46         | -32%        | 7.67             | 89        | 95.2%        | 258,800         | 6.7%         | 169,250        | -23.9%       | 177,400        | -29.9%       | 293        |
| Feb-15      | 7          | -63%        | 23           | 5%          | 0.30        | 61         | -2%         | 8.71             | 88        | 94.1%        | 262,800         | 7.5%         | 275,000        | 15.5%        | 265,286        | -0.3%        | 297        |
| Mar-15      | 21         | 11%         | 33           | 32%         | 0.64        | 64         | 3%          | 3.05             | 57        | 95.4%        | 256,800         | 5.0%         | 250,000        | 17.9%        | 254,190        | 6.1%         | 291        |
| Apr-15      | 18         | -28%        | 40           | 0%          | 0.45        | 81         | 13%         | 4.50             | 48        | 95.3%        | 258,800         | 2.5%         | 248,500        | -13.1%       | 281,522        | 1.1%         | 293        |
| May-15      | 29         | -6%         | 33           | -30%        | 0.88        | 71         | -12%        | 2.45             | 42        | 96.7%        | 262,600         | 2.2%         | 279,000        | 21.2%        | 289,955        | 6.0%         | 297        |
| Jun-15      | 23         | -23%        | 46           | 28%         | 0.50        | 77         | -5%         | 3.35             | 66        | 95.6%        | 261,800         | 1.7%         | 269,910        | 4.2%         | 292,893        | 6.1%         | 296        |
| Jul-15      | 25         | 25%         | 39           | 30%         | 0.64        | 86         | 4%          | 3.44             | 35        | 95.8%        | 268,500         | 3.3%         | 269,500        | -7.6%        | 280,952        | -14.1%       | 304        |
| Aug-15      | 18         | -25%        | 28           | -18%        | 0.64        | 90         | 3%          | 5.00             | 60        | 96.0%        | 264,800         | 0.8%         | 308,000        | 16.0%        | 305,611        | -3.1%        | 300        |
| Sep-15      | 31         | 35%         | 38           | 3%          | 0.82        | 85         | -8%         | 2.74             | 69        | 94.5%        | 267,000         | 1.0%         | 218,000        | -12.8%       | 252,890        | -10.5%       | 302        |
| Oct-15      | 19         | -14%        | 28           | 75%         | 0.68        | 82         | 15%         | 4.32             | 55        | 96.3%        | 265,500         | 1.4%         | 242,000        | 5.3%         | 289,447        | 11.4%        | 300        |
| Nov-15      | 16         | 23%         | 23           | 92%         | 0.70        | 75         | 44%         | 4.69             | 54        | 95.7%        | 265,500         | 1.7%         | 295,250        | 41.9%        | 314,531        | 61.3%        | 300        |
| Dec-15      | 11         | -15%        | 13           | 18%         | 0.85        | 61         | 42%         | 5.55             | 73        | 95.1%        | 264,900         | 1.6%         | 279,000        | 0.7%         | 326,182        | 0.5%         | 300        |
| <b>2015</b> | <b>224</b> | <b>-12%</b> | <b>359</b>   | <b>9%</b>   | <b>0.62</b> | <b>73</b>  | <b>3%</b>   | <b>3.92</b>      | <b>57</b> | <b>95.6%</b> | <b>263,150</b>  | <b>2.9%</b>  | <b>269,705</b> | <b>7.9%</b>  | <b>281,056</b> | <b>1.7%</b>  | <b>298</b> |
| Jan-16      | 7          | 17%         | 33           | 120%        | 0.21        | 81         | 76%         | 11.57            | 26        | 96.2%        | 264,200         | 2.1%         | 250,000        | 47.7%        | 282,357        | 59.2%        | 299        |
| Feb-16      | 17         | 143%        | 20           | -13%        | 0.85        | 80         | 31%         | 4.71             | 79        | 95.0%        | 263,900         | 0.4%         | 255,000        | -7.3%        | 241,294        | -9.0%        | 299        |
| Mar-16      | 13         | -38%        | 28           | -15%        | 0.46        | 87         | 36%         | 6.69             | 66        | 95.6%        | 275,600         | 7.3%         | 270,000        | 8.0%         | 297,108        | 16.9%        | 312        |
| Apr-16      | 19         | 6%          | 40           | 0%          | 0.48        | 98         | 21%         | 5.16             | 52        | 94.7%        | 290,300         | 12.2%        | 285,000        | 14.7%        | 299,542        | 6.4%         | 328        |
| May-16      | 25         | -14%        | 47           | 42%         | 0.53        | 110        | 55%         | 4.40             | 51        | 95.9%        | 295,400         | 12.5%        | 255,000        | -8.6%        | 291,684        | 0.6%         | 334        |
| Jun-16      | 16         | -30%        | 44           | -4%         | 0.36        | 116        | 51%         | 7.25             | 53        | 95.2%        | 305,900         | 16.8%        | 293,000        | 8.6%         | 323,344        | 10.4%        | 346        |
| Jul-16      | 16         | -36%        | 32           | -18%        | 0.50        | 122        | 42%         | 7.63             | 55        | 94.8%        | 309,300         | 15.2%        | 223,500        | -17.1%       | 261,750        | -6.8%        | 350        |
| Aug-16      | 19         | 6%          | 42           | 50%         | 0.45        | 133        | 48%         | 7.00             | 72        | 95.7%        | 293,100         | 10.7%        | 268,000        | -13.0%       | 281,882        | -7.8%        | 332        |
| Sep-16      | 17         | -45%        | 32           | -16%        | 0.53        | 132        | 55%         | 7.76             | 62        | 96.1%        | 295,300         | 10.6%        | 345,000        | 58.3%        | 340,382        | 34.6%        | 334        |
| Oct-16      | 29         | 53%         | 30           | 7%          | 0.97        | 113        | 38%         | 3.90             | 86        | 94.5%        | 305,600         | 15.1%        | 270,000        | 11.6%        | 308,343        | 6.5%         | 346        |
| Nov-16      | 17         | 6%          | 31           | 35%         | 0.55        | 108        | 44%         | 6.35             | 79        | 95.8%        | 304,900         | 14.8%        | 315,000        | 6.7%         | 336,088        | 6.9%         | 345        |
| Dec-16      | 9          | -18%        | 13           | 0%          | 0.69        | 95         | 56%         | 10.56            | 61        | 94.5%        | 300,600         | 13.5%        | 227,500        | -18.5%       | 231,183        | -29.1%       | 340        |
| <b>2016</b> | <b>204</b> | <b>-9%</b>  | <b>392</b>   | <b>9%</b>   | <b>0.52</b> | <b>106</b> | <b>45%</b>  | <b>6.25</b>      | <b>65</b> | <b>95.3%</b> | <b>292,008</b>  | <b>11.0%</b> | <b>268,250</b> | <b>-0.5%</b> | <b>294,922</b> | <b>4.9%</b>  | <b>330</b> |
| Jan-17      | 11         | 57%         | 31           | -6%         | 0.35        | 101        | 25%         | 9.18             | 112       | 95.6%        | 299,000         | 13.2%        | 260,000        | 4.0%         | 329,395        | 16.7%        | 338        |
| Feb-17      | 14         | -18%        | 24           | 20%         | 0.58        | 102        | 28%         | 7.29             | 83        | 95.4%        | 291,500         | 10.5%        | 208,500        | -18.2%       | 212,029        | -12.1%       | 330        |
| Mar-17      | 31         | 138%        | 26           | -7%         | 1.19        | 87         | 0%          | 2.81             | 81        | 95.8%        | 307,100         | 11.4%        | 278,000        | 3.0%         | 288,669        | -2.8%        | 347        |
| Apr-17      | 18         | -5%         | 30           | -25%        | 0.60        | 91         | -7%         | 5.06             | 90        | 96.4%        | 306,700         | 5.6%         | 318,000        | 11.6%        | 341,111        | 13.9%        | 347        |
| May-17      | 25         | 0%          | 42           | -11%        | 0.60        | 102        | -7%         | 4.08             | 64        | 95.8%        | 311,800         | 5.6%         | 300,000        | 17.6%        | 329,240        | 12.9%        | 353        |
| Jun-17      | 17         | 6%          | 37           | -16%        | 0.46        | 112        | -3%         | 6.59             | 76        | 96.1%        | 316,800         | 3.6%         | 282,500        | -3.6%        | 290,406        | -10.2%       | 358        |
| Jul-17      | 27         | 69%         | 35           | 9%          | 0.77        | 104        | -15%        | 3.85             | 73        | 96.1%        | 303,400         | -1.9%        | 308,000        | 37.8%        | 322,019        | 23.0%        | 343        |
| Aug-17      | 11         | -42%        | 30           | -29%        | 0.37        | 115        | -14%        | 10.45            | 84        | 95.0%        | 295,700         | 0.9%         | 255,000        | -4.9%        | 265,332        | -5.9%        | 335        |
| Sep-17      | 19         | 12%         | 40           | 25%         | 0.48        | 120        | -9%         | 6.32             | 84        | 95.3%        | 280,400         | -5.0%        | 255,000        | -26.1%       | 261,753        | -23.1%       | 317        |
| Oct-17      | 10         | -66%        | 25           | -17%        | 0.40        | 116        | 3%          | 11.60            | 103       | 93.8%        | 279,400         | -8.6%        | 256,250        | -5.1%        | 283,020        | -8.2%        | 316        |
| Nov-17      | 19         | 12%         | 28           | -10%        | 0.68        | 112        | 4%          | 5.89             | 71        | 94.5%        | 269,200         | -11.7%       | 276,500        | -12.2%       | 273,211        | -18.7%       | 305        |
| Dec-17      | 14         | 56%         | 14           | 8%          | 1.00        | 92         | -3%         | 6.57             | 77        | 95.3%        | 263,700         | -12.3%       | 276,500        | 21.5%        | 266,929        | 15.5%        | 298        |
| <b>2017</b> | <b>216</b> | <b>6%</b>   | <b>362</b>   | <b>-8%</b>  | <b>0.60</b> | <b>105</b> | <b>-2%</b>  | <b>5.81</b>      | <b>80</b> | <b>95.6%</b> | <b>293,725</b>  | <b>0.6%</b>  | <b>269,500</b> | <b>0.5%</b>  | <b>292,560</b> | <b>-0.8%</b> | <b>332</b> |
| Jan-18      | 13         | 18%         | 25           | -19%        | 0.52        | 98         | -3%         | 7.54             | 94        | 93.8%        | 259,600         | -13.2%       | 249,000        | -4.2%        | 247,654        | -24.8%       | 294        |
| Feb-18      | 10         | -29%        | 16           | -33%        | 0.63        | 100        | -2%         | 10.00            | 92        | 96.4%        | 257,400         | -11.7%       | 278,750        | 33.7%        | 299,350        | 41.2%        | 291        |
| Mar-18      | 14         | -55%        | 36           | 38%         | 0.39        | 112        | 29%         | 8.00             | 76        | 94.9%        | 259,200         | -15.6%       | 263,500        | -5.2%        | 273,857        | -5.1%        | 293        |
| Apr-18      | 30         | 67%         | 47           | 57%         | 0.64        | 116        | 27%         | 3.87             | 99        | 94.7%        | 261,400         | -14.8%       | 240,000        | -24.5%       | 254,750        | -25.3%       | 296        |
| May-18      | 20         | -20%        | 44           | 5%          | 0.45        | 132        | 29%         | 6.60             | 89        | 95.0%        | 263,000         | -15.7%       | 230,450        | -23.2%       | 297,465        | -9.7%        | 298        |
| Jun-18      | 20         | 18%         | 36           | -3%         | 0.56        | 135        | 21%         | 6.75             | 54        | 95.4%        | 268,200         | -15.3%       | 272,168        | -3.7%        | 282,417        | -2.8%        | 303        |
| Jul-18      | 16         | -41%        | 29           | -17%        | 0.55        | 128        | 23%         | 8.00             | 75        | 94.8%        | 266,900         | -12.0%       | 313,500        | 1.8%         | 329,953        | 2.5%         | 302        |
| Aug-18      | 14         | 27%         | 31           | 3%          | 0.45        | 130        | 13%         | 9.29             | 101       | 93.5%        | 266,000         | -10.0%       | 265,000        | 3.9%         | 278,405        | 4.9%         | 301        |
| Sep-18      | 15         | -21%        | 27           | -33%        | 0.56        | 124        | 3%          | 8.27             | 89        | 95.2%        | 264,500         |              |                |              |                |              |            |

SWIFT CURRENT

|             | Sales      | Y/Y%        | New Listings | Y/Y%        | S/NL Ratio  | Inventory  | Y/Y%        | Months of Supply | DOM       | SP/LP        | Benchmark Price | Y/Y%         | Median Price   | Y/Y%          | Average Price  | Y/Y%         | Index      |
|-------------|------------|-------------|--------------|-------------|-------------|------------|-------------|------------------|-----------|--------------|-----------------|--------------|----------------|---------------|----------------|--------------|------------|
| Jan-19      | 9          | -31%        | 34           | 36%         | 0.26        | 107        | 9%          | 11.89            | 73        | 93.9%        | 265,800         | 2.4%         | 258,500        | 3.8%          | 273,389        | 10.4%        | 301        |
| Feb-19      | 13         | 30%         | 21           | 31%         | 0.62        | 103        | 3%          | 7.92             | 59        | 95.5%        | 264,800         | 2.9%         | 239,000        | -14.3%        | 238,692        | -20.3%       | 300        |
| Mar-19      | 8          | -43%        | 47           | 31%         | 0.17        | 135        | 21%         | 16.88            | 57        | 93.9%        | 259,900         | 0.3%         | 250,000        | -5.1%         | 270,875        | -1.1%        | 294        |
| Apr-19      | 24         | -20%        | 52           | 11%         | 0.46        | 156        | 34%         | 6.50             | 55        | 97.0%        | 267,300         | 2.3%         | 321,250        | 33.9%         | 312,913        | 22.8%        | 302        |
| May-19      | 17         | -15%        | 54           | 23%         | 0.31        | 179        | 36%         | 10.53            | 46        | 95.4%        | 266,300         | 1.3%         | 275,000        | 19.3%         | 321,659        | 8.1%         | 301        |
| Jun-19      | 18         | -10%        | 36           | 0%          | 0.50        | 185        | 37%         | 10.28            | 101       | 94.6%        | 259,700         | -3.2%        | 221,250        | -18.7%        | 232,806        | -17.6%       | 294        |
| Jul-19      | 20         | 25%         | 23           | -21%        | 0.87        | 175        | 37%         | 8.75             | 90        | 93.4%        | 261,600         | -2.0%        | 247,000        | -21.2%        | 264,575        | -19.8%       | 296        |
| Aug-19      | 13         | -7%         | 28           | -10%        | 0.46        | 178        | 37%         | 13.69            | 112       | 94.1%        | 255,100         | -4.1%        | 226,000        | -14.7%        | 253,400        | -9.0%        | 289        |
| Sep-19      | 10         | -33%        | 29           | 7%          | 0.34        | 178        | 44%         | 17.80            | 103       | 95.4%        | 260,100         | -1.7%        | 224,250        | -16.9%        | 243,830        | -6.7%        | 294        |
| Oct-19      | 18         | 13%         | 27           | -21%        | 0.67        | 166        | 41%         | 9.22             | 153       | 94.2%        | 254,600         | -4.3%        | 259,000        | 3.2%          | 274,558        | -7.7%        | 288        |
| Nov-19      | 8          | -43%        | 25           | 4%          | 0.32        | 162        | 40%         | 20.25            | 121       | 95.9%        | 252,900         | -3.9%        | 232,500        | -11.6%        | 227,250        | -11.6%       | 286        |
| Dec-19      | 13         | 44%         | 14           | -7%         | 0.93        | 145        | 51%         | 11.15            | 99        | 94.3%        | 250,400         | -5.3%        | 300,000        | -10.4%        | 324,685        | -6.4%        | 283        |
| <b>2019</b> | <b>171</b> | <b>-10%</b> | <b>390</b>   | <b>7%</b>   | <b>0.44</b> | <b>156</b> | <b>33%</b>  | <b>10.93</b>     | <b>88</b> | <b>94.9%</b> | <b>259,875</b>  | <b>-1.3%</b> | <b>250,000</b> | <b>-6.4%</b>  | <b>274,293</b> | <b>-2.7%</b> | <b>294</b> |
| Jan-20      | 15         | 67%         | 22           | -35%        | 0.68        | 134        | 25%         | 8.93             | 119       | 94.1%        | 245,100         | -7.8%        | 201,000        | -22.2%        | 234,273        | -14.3%       | 277        |
| Feb-20      | 16         | 23%         | 25           | 19%         | 0.64        | 131        | 27%         | 8.19             | 119       | 94.6%        | 245,700         | -7.2%        | 218,250        | -8.7%         | 231,449        | -3.0%        | 278        |
| Mar-20      | 13         | 63%         | 37           | -21%        | 0.35        | 137        | 1%          | 10.54            | 135       | 97.0%        | 241,100         | -7.2%        | 235,000        | -6.0%         | 259,780        | -4.1%        | 273        |
| Apr-20      | 9          | -63%        | 29           | -44%        | 0.31        | 134        | -14%        | 14.89            | 104       | 92.7%        | 229,800         | -14.0%       | 220,000        | -31.5%        | 254,667        | -18.6%       | 260        |
| May-20      | 10         | -41%        | 33           | -39%        | 0.30        | 147        | -18%        | 14.70            | 84        | 95.4%        | 232,200         | -12.8%       | 257,500        | -6.4%         | 308,240        | -4.2%        | 263        |
| Jun-20      | 27         | 50%         | 40           | 11%         | 0.68        | 144        | -22%        | 5.33             | 92        | 95.2%        | 239,000         | -8.0%        | 265,000        | 19.8%         | 267,616        | 15.0%        | 270        |
| Jul-20      | 38         | 90%         | 42           | 83%         | 0.90        | 131        | -25%        | 3.45             | 79        | 95.3%        | 254,900         | -2.6%        | 230,750        | -6.6%         | 244,086        | -7.7%        | 288        |
| Aug-20      | 18         | 38%         | 39           | 39%         | 0.46        | 141        | -21%        | 7.83             | 72        | 95.8%        | 258,900         | 1.5%         | 288,750        | 27.8%         | 301,411        | 18.9%        | 293        |
| Sep-20      | 14         | 40%         | 28           | -3%         | 0.50        | 130        | -27%        | 9.29             | 61        | 95.2%        | 259,500         | -0.2%        | 207,500        | -7.5%         | 228,929        | -6.1%        | 294        |
| Oct-20      | 22         | 22%         | 61           | 126%        | 0.36        | 134        | -19%        | 6.09             | 70        | 95.3%        | 264,300         | 3.8%         | 222,250        | -14.2%        | 255,291        | -7.0%        | 299        |
| Nov-20      | 21         | 163%        | 20           | -20%        | 1.05        | 122        | -25%        | 5.81             | 68        | 96.0%        | 262,700         | 3.9%         | 290,000        | 24.7%         | 296,750        | 30.6%        | 297        |
| Dec-20      | 22         | 69%         | 15           | 7%          | 1.47        | 101        | -30%        | 4.59             | 69        | 95.7%        | 262,600         | 4.9%         | 250,000        | -16.7%        | 312,795        | -3.7%        | 297        |
| <b>2020</b> | <b>225</b> | <b>32%</b>  | <b>391</b>   | <b>0%</b>   | <b>0.58</b> | <b>132</b> | <b>-15%</b> | <b>7.05</b>      | <b>86</b> | <b>95.3%</b> | <b>249,650</b>  | <b>-3.9%</b> | <b>235,000</b> | <b>-6.0%</b>  | <b>265,910</b> | <b>-3.1%</b> | <b>282</b> |
| Jan-21      | 12         | -20%        | 25           | 14%         | 0.48        | 104        | -22%        | 8.67             | 68        | 95.1%        | 257,400         | 5.0%         | 241,500        | 20.1%         | 306,708        | 30.9%        | 291        |
| Feb-21      | 16         | 0%          | 24           | -4%         | 0.67        | 104        | -21%        | 6.50             | 97        | 97.3%        | 266,000         | 8.3%         | 282,000        | 29.2%         | 302,000        | 30.5%        | 301        |
| Mar-21      | 23         | 77%         | 39           | 5%          | 0.59        | 112        | -18%        | 4.87             | 98        | 96.0%        | 269,100         | 11.6%        | 268,000        | 14.0%         | 276,277        | 6.4%         | 304        |
| Apr-21      | 32         | 256%        | 48           | 66%         | 0.67        | 121        | -10%        | 3.78             | 86        | 95.8%        | 285,300         | 24.2%        | 288,000        | 30.9%         | 310,434        | 21.9%        | 323        |
| May-21      | 31         | 210%        | 36           | 9%          | 0.86        | 118        | -20%        | 3.81             | 60        | 96.5%        | 287,300         | 23.7%        | 262,500        | 1.9%          | 295,652        | -4.1%        | 325        |
| Jun-21      | 30         | 11%         | 44           | 10%         | 0.68        | 123        | -15%        | 4.10             | 81        | 96.1%        | 283,300         | 18.5%        | 266,568        | 0.6%          | 278,075        | 3.9%         | 321        |
| Jul-21      | 21         | -45%        | 31           | -26%        | 0.68        | 119        | -9%         | 5.67             | 57        | 95.4%        | 284,300         | 11.5%        | 265,900        | 15.2%         | 286,237        | 17.3%        | 322        |
| Aug-21      | 23         | 28%         | 29           | -26%        | 0.79        | 110        | -22%        | 4.78             | 65        | 96.3%        | 279,400         | 7.9%         | 286,000        | -1.0%         | 309,159        | 2.6%         | 316        |
| Sep-21      | 17         | 21%         | 34           | 21%         | 0.50        | 119        | -8%         | 7.00             | 90        | 95.7%        | 275,900         | 6.3%         | 238,000        | 14.7%         | 255,244        | 11.5%        | 312        |
| Oct-21      | 23         | 5%          | 40           | -34%        | 0.58        | 118        | -12%        | 5.13             | 53        | 96.4%        | 270,600         | 2.4%         | 285,000        | 28.2%         | 277,709        | 8.8%         | 306        |
| Nov-21      | 27         | 29%         | 33           | 65%         | 0.82        | 111        | -9%         | 4.11             | 57        | 96.8%        | 274,000         | 4.3%         | 275,000        | -5.2%         | 288,454        | -2.8%        | 310        |
| Dec-21      | 15         | -32%        | 19           | 27%         | 0.79        | 99         | -2%         | 6.60             | 65        | 96.4%        | 277,500         | 5.7%         | 246,300        | -1.5%         | 243,653        | -22.1%       | 314        |
| <b>2021</b> | <b>270</b> | <b>20%</b>  | <b>402</b>   | <b>3%</b>   | <b>0.67</b> | <b>113</b> | <b>-14%</b> | <b>5.03</b>      | <b>73</b> | <b>96.2%</b> | <b>275,842</b>  | <b>10.5%</b> | <b>267,500</b> | <b>13.8%</b>  | <b>287,405</b> | <b>8.1%</b>  | <b>312</b> |
| Jan-22      | 14         | 17%         | 16           | -36%        | 0.88        | 94         | -10%        | 6.71             | 92        | 95.7%        | 275,700         | 7.1%         | 252,000        | 4.3%          | 272,923        | -11.0%       | 312        |
| Feb-22      | 17         | 6%          | 27           | 13%         | 0.63        | 95         | -9%         | 5.59             | 45        | 95.4%        | 276,800         | 4.1%         | 259,000        | -8.2%         | 274,547        | -9.1%        | 313        |
| Mar-22      | 18         | -22%        | 32           | -18%        | 0.56        | 96         | -14%        | 5.33             | 98        | 95.3%        | 280,100         | 4.1%         | 294,250        | 9.8%          | 299,589        | 8.4%         | 317        |
| Apr-22      | 30         | -6%         | 39           | -19%        | 0.77        | 94         | -22%        | 3.13             | 82        | 96.4%        | 282,200         | -1.1%        | 277,875        | -3.5%         | 292,167        | -5.9%        | 319        |
| May-22      | 21         | -32%        | 56           | 56%         | 0.38        | 122        | 3%          | 5.81             | 49        | 96.0%        | 280,800         | -2.3%        | 300,000        | 14.3%         | 297,817        | 0.7%         | 318        |
| Jun-22      | 31         | 3%          | 50           | 14%         | 0.62        | 125        | 2%          | 4.03             | 59        | 95.8%        | 287,000         | 1.3%         | 278,000        | 4.3%          | 301,865        | 8.6%         | 325        |
| Jul-22      | 21         | 0%          | 31           | 0%          | 0.68        | 124        | 4%          | 5.90             | 50        | 94.5%        | 289,200         | 1.7%         | 250,000        | -6.0%         | 284,223        | -0.7%        | 327        |
| Aug-22      | 21         | -9%         | 26           | -10%        | 0.81        | 114        | 4%          | 5.43             | 61        | 96.4%        | 288,700         | 3.3%         | 325,000        | 13.6%         | 353,948        | 14.5%        | 327        |
| Sep-22      | 16         | -6%         | 27           | -21%        | 0.59        | 109        | -8%         | 6.81             | 59        | 95.7%        | 287,500         | 4.2%         | 208,125        | -12.6%        | 255,025        | -0.1%        | 325        |
| Oct-22      | 14         | -39%        | 37           | -8%         | 0.38        | 106        | -10%        | 7.57             | 69        | 96.2%        | 292,100         | 7.9%         | 339,500        | 19.1%         | 306,929        | 10.5%        | 330        |
| Nov-22      | 16         | -41%        | 23           | -30%        | 0.70        | 95         | -14%        | 5.94             | 59        | 95.5%        | 284,600         | 3.9%         | 243,000        | -11.6%        | 270,135        | -6.4%        | 322        |
| Dec-22      | 8          | -47%        | 14           | -26%        | 0.57        | 88         | -11%        | 11.00            | 76        | 95.3%        | 281,700         | 1.5%         | 296,500        | 20.4%         | 311,529        | 27.9%        | 319        |
| <b>2022</b> | <b>227</b> | <b>-16%</b> | <b>378</b>   | <b>-6%</b>  | <b>0.60</b> | <b>105</b> | <b>-7%</b>  | <b>5.56</b>      | <b>66</b> | <b>95.7%</b> | <b>283,867</b>  | <b>2.9%</b>  | <b>279,775</b> | <b>4.6%</b>   | <b>294,498</b> | <b>2.5%</b>  | <b>321</b> |
| Jan-23      | 11         | -21%        | 13           | -19%        | 0.85        | 86         | -9%         | 7.82             | 72        | 94.9%        | 285,600         | 3.6%         | 190,000        | -24.6%        | 266,345        | -2.4%        | 323        |
| Feb-23      |            |             |              |             |             |            |             |                  |           |              |                 |              |                |               |                |              |            |
| Mar-23      |            |             |              |             |             |            |             |                  |           |              |                 |              |                |               |                |              |            |
| Apr-23      |            |             |              |             |             |            |             |                  |           |              |                 |              |                |               |                |              |            |
| May-23      |            |             |              |             |             |            |             |                  |           |              |                 |              |                |               |                |              |            |
| Jun-23      |            |             |              |             |             |            |             |                  |           |              |                 |              |                |               |                |              |            |
| Jul-23      |            |             |              |             |             |            |             |                  |           |              |                 |              |                |               |                |              |            |
| Aug-23      |            |             |              |             |             |            |             |                  |           |              |                 |              |                |               |                |              |            |
| Sep-23      |            |             |              |             |             |            |             |                  |           |              |                 |              |                |               |                |              |            |
| Oct-23      |            |             |              |             |             |            |             |                  |           |              |                 |              |                |               |                |              |            |
| Nov-23      |            |             |              |             |             |            |             |                  |           |              |                 |              |                |               |                |              |            |
| Dec-23      |            |             |              |             |             |            |             |                  |           |              |                 |              |                |               |                |              |            |
| <b>2023</b> | <b>11</b>  | <b>-21%</b> | <b>13</b>    | <b>-19%</b> | <b>0.85</b> | <b>86</b>  | <b>-9%</b>  | <b>7.82</b>      | <b>72</b> | <b>94.9%</b> | <b>285,600</b>  | <b>3.6%</b>  | <b>190,000</b> | <b>-24.6%</b> | <b>266,345</b> | <b>-2.4%</b> | <b>323</b> |

## Monthly Sales Comparison



### SALES

**23**

20.7% Y/Y 10-year average spread  
 11.5% YTD

### NEW LISTINGS

**51**

20.3% Y/Y 10-year average spread  
 27.5% YTD

### INVENTORY

**340**

12.8% Y/Y 10-year average spread  
 10.8% YTD

### MONTHS OF SUPPLY

**14.78**

9.9% Y/Y 10-year average spread  
 4.9% YTD



## TOTAL RESIDENTIAL AVERAGE PRICE

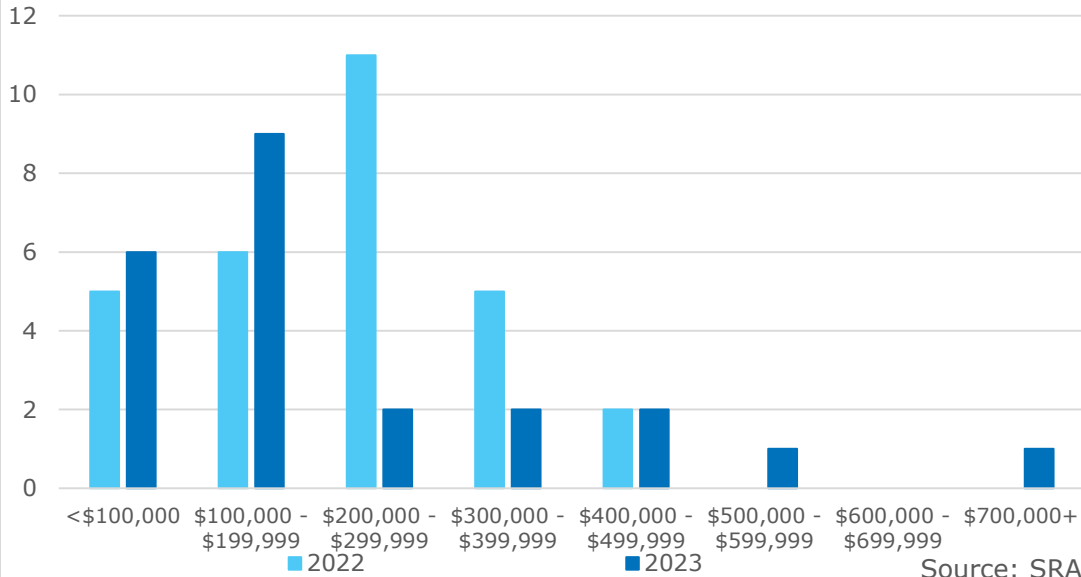
**\$ 235,209**

↑ **6.9%** Y/Y



## Residential Sales by Price Range

YTD-JAN



## January 2023

|                          | Sales     |             | New Listings |             | Inventory  |             | S/NL       | Months of Supply |            | DOM       | Average Price    |           |
|--------------------------|-----------|-------------|--------------|-------------|------------|-------------|------------|------------------|------------|-----------|------------------|-----------|
|                          | Actual    | Y/Y%        | Actual       | Y/Y%        | Actual     | Y/Y%        | Ratio      | Actual           | Y/Y%       | Actual    | Actual           | Y/Y%      |
| Detached                 | 18        | -14%        | 37           | -26%        | 252        | -10%        | 49%        | 14.00            | 5%         | 89        | \$194,711        | -15%      |
| Attached                 | 1         | -           | 7            | 75%         | 26         | -13%        | 14%        | 26.00            | -          | 106       | \$849,500        | -         |
| Apartment                | 1         | -67%        | 1            | -67%        | 11         | -39%        | 100%       | 11.00            | 83%        | 185       | \$116,000        | -7%       |
| Acreage                  | 2         | -60%        | 3            | -40%        | 31         | -6%         | 67%        | 15.50            | 135%       | 48        | \$406,500        | 73%       |
| Mobile                   | 1         | -           | 3            | 50%         | 20         | -31%        | 33%        | 20.00            | -          | 84        | \$126,500        | -         |
| <b>Total Residential</b> | <b>23</b> | <b>-21%</b> | <b>51</b>    | <b>-20%</b> | <b>340</b> | <b>-13%</b> | <b>45%</b> | <b>14.78</b>     | <b>10%</b> | <b>90</b> | <b>\$235,209</b> | <b>7%</b> |

## 10-Year Averages

|                   | Sales |       | New Listings |       | Inventory |       | S/NL | Months of Supply |       | DOM | Average Price |       |
|-------------------|-------|-------|--------------|-------|-----------|-------|------|------------------|-------|-----|---------------|-------|
|                   | Avg   | %Diff | Avg          | %Diff | Avg       | %Diff | Avg  | Avg              | %Diff | Avg | Avg           | %Diff |
| Total Residential | 26    | -12%  | 70           | -27%  | 381       | -11%  | 38%  | 15.55            | -5%   | 98  | \$202,005     | 16%   |

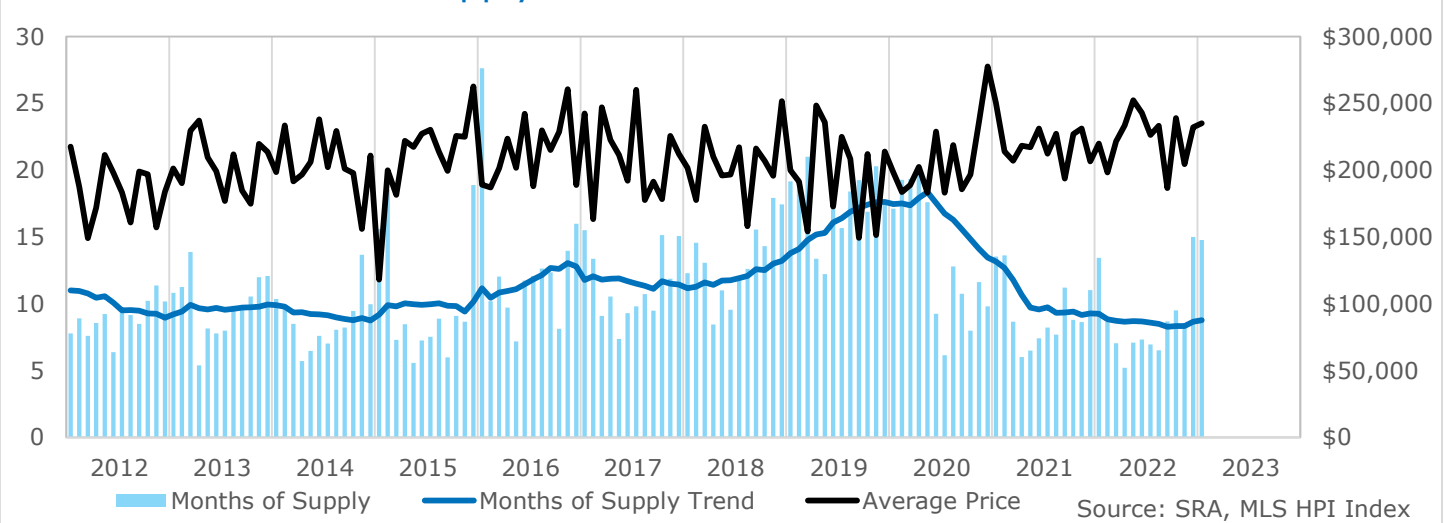
## Year-to-Date January 2023

|                          | Sales     |             | New Listings |             | Inventory  |             | S/NL       | Months of Supply |            | DOM       | Average Price    |           |
|--------------------------|-----------|-------------|--------------|-------------|------------|-------------|------------|------------------|------------|-----------|------------------|-----------|
|                          | Actual    | Y/Y%        | Actual       | Y/Y%        | Actual     | Y/Y%        | Ratio      | Actual           | Y/Y%       | Actual    | Actual           | Y/Y%      |
| Detached                 | 18        | -14%        | 37           | -26%        | 252        | -10%        | 49%        | 14.00            | 5%         | 89        | \$194,711        | -15%      |
| Attached                 | 1         | -           | 7            | 75%         | 26         | -13%        | 14%        | 26.00            | -          | 106       | \$849,500        | -         |
| Apartment                | 1         | -67%        | 1            | -67%        | 11         | -39%        | 100%       | 11.00            | 83%        | 185       | \$116,000        | -7%       |
| Acreage                  | 2         | -60%        | 3            | -40%        | 31         | -6%         | 67%        | 15.50            | 135%       | 48        | \$406,500        | 73%       |
| Mobile                   | 1         | -           | 3            | 50%         | 20         | -31%        | 33%        | 20.00            | -          | 84        | \$126,500        | -         |
| <b>Total Residential</b> | <b>23</b> | <b>-21%</b> | <b>51</b>    | <b>-20%</b> | <b>340</b> | <b>-13%</b> | <b>45%</b> | <b>14.78</b>     | <b>10%</b> | <b>90</b> | <b>\$235,209</b> | <b>7%</b> |

## 10-Year Averages

|                   | Sales |       | New Listings |       | Inventory |       | S/NL | Months of Supply |       | DOM | Average Price |       |
|-------------------|-------|-------|--------------|-------|-----------|-------|------|------------------|-------|-----|---------------|-------|
|                   | Avg   | %Diff | Avg          | %Diff | Avg       | %Diff | Avg  | Avg              | %Diff | Avg | Avg           | %Diff |
| Total Residential | 26    | -12%  | 70           | -27%  | 381       | -11%  | 38%  | 15.55            | -5%   | 98  | \$202,005     | 16%   |

## Residential Months of Supply and Price



| SWIFT CURRENT REGION |            |             |              |            |             |            |            |                  |           |              |                |              |                |              |
|----------------------|------------|-------------|--------------|------------|-------------|------------|------------|------------------|-----------|--------------|----------------|--------------|----------------|--------------|
|                      | Sales      | Y/Y%        | New Listings | Y/Y%       | S/NL Ratio  | Inventory  | Y/Y%       | Months of Supply | DOM       | SP/LP        | Median Price   | Y/Y%         | Average Price  | Y/Y%         |
| Jan-13               | 29         | -31%        | 71           | 3%         | 0.41        | 314        | -4%        | 10.83            | 79        | 92.7%        | 160,000        | -20.7%       | 201,307        | -7.5%        |
| Feb-13               | 28         | -24%        | 58           | -30%       | 0.48        | 315        | -5%        | 11.25            | 82        | 94.2%        | 172,500        | -9.2%        | 190,255        | 1.4%         |
| Mar-13               | 23         | -48%        | 56           | -32%       | 0.41        | 319        | -4%        | 13.87            | 88        | 95.9%        | 203,000        | 54.1%        | 229,685        | 54.1%        |
| Apr-13               | 62         | 51%         | 106          | 23%        | 0.58        | 335        | -5%        | 5.40             | 76        | 95.2%        | 226,000        | 61.5%        | 237,126        | 38.1%        |
| May-13               | 49         | 20%         | 154          | 26%        | 0.32        | 400        | 6%         | 8.16             | 81        | 93.9%        | 197,628        | -7.0%        | 209,651        | -0.9%        |
| Jun-13               | 52         | -10%        | 92           | -5%        | 0.57        | 405        | 9%         | 7.79             | 73        | 93.8%        | 186,250        | 10.2%        | 199,346        | 0.7%         |
| Jul-13               | 52         | 27%         | 111          | 14%        | 0.47        | 416        | 6%         | 8.00             | 65        | 93.7%        | 170,250        | -5.4%        | 176,959        | -3.5%        |
| Aug-13               | 41         | -2%         | 76           | -11%       | 0.54        | 404        | 5%         | 9.85             | 65        | 93.2%        | 205,000        | 51.9%        | 211,931        | 31.8%        |
| Sep-13               | 41         | -7%         | 80           | 8%         | 0.51        | 391        | 5%         | 9.54             | 84        | 93.4%        | 190,000        | -3.2%        | 184,683        | -7.2%        |
| Oct-13               | 37         | 3%          | 80           | 10%        | 0.46        | 390        | 6%         | 10.54            | 84        | 93.2%        | 175,000        | -9.2%        | 174,783        | -11.3%       |
| Nov-13               | 30         | 3%          | 54           | -2%        | 0.56        | 360        | 9%         | 12.00            | 90        | 94.4%        | 181,550        | 16.0%        | 219,638        | 39.8%        |
| Dec-13               | 26         | -13%        | 33           | -33%       | 0.79        | 314        | 3%         | 12.08            | 75        | 94.5%        | 182,500        | -4.9%        | 213,815        | 16.3%        |
| <b>2013</b>          | <b>470</b> | <b>-3%</b>  | <b>971</b>   | <b>0%</b>  | <b>0.48</b> | <b>364</b> | <b>3%</b>  | <b>9.28</b>      | <b>77</b> | <b>94.0%</b> | <b>190,000</b> | <b>10.5%</b> | <b>203,972</b> | <b>9.9%</b>  |
| Jan-14               | 30         | 3%          | 54           | -24%       | 0.56        | 311        | -1%        | 10.37            | 102       | 93.9%        | 185,000        | 15.6%        | 198,572        | -1.4%        |
| Feb-14               | 31         | 11%         | 48           | -17%       | 0.65        | 307        | -3%        | 9.90             | 93        | 93.5%        | 225,000        | 30.4%        | 233,581        | 22.8%        |
| Mar-14               | 37         | 61%         | 75           | 34%        | 0.49        | 314        | -2%        | 8.49             | 89        | 94.8%        | 175,000        | -13.8%       | 191,720        | -16.5%       |
| Apr-14               | 61         | -2%         | 137          | 29%        | 0.45        | 348        | 4%         | 5.70             | 97        | 94.3%        | 207,500        | -8.2%        | 196,679        | -17.1%       |
| May-14               | 60         | 22%         | 133          | -14%       | 0.45        | 389        | -3%        | 6.48             | 56        | 94.4%        | 212,500        | 7.5%         | 206,158        | -1.7%        |
| Jun-14               | 54         | 4%          | 116          | 26%        | 0.47        | 411        | 1%         | 7.61             | 75        | 94.5%        | 215,500        | 15.7%        | 238,135        | 19.5%        |
| Jul-14               | 56         | 8%          | 84           | -24%       | 0.67        | 394        | -5%        | 7.04             | 79        | 94.5%        | 194,250        | 14.1%        | 202,170        | 14.2%        |
| Aug-14               | 51         | 24%         | 99           | 30%        | 0.52        | 411        | 2%         | 8.06             | 64        | 94.8%        | 200,000        | -2.4%        | 229,443        | 8.3%         |
| Sep-14               | 48         | 17%         | 86           | 8%         | 0.56        | 395        | 1%         | 8.23             | 82        | 93.8%        | 207,000        | 8.9%         | 200,981        | 8.8%         |
| Oct-14               | 39         | 5%          | 71           | -11%       | 0.55        | 369        | -5%        | 9.46             | 64        | 94.2%        | 174,700        | -0.2%        | 197,844        | 13.2%        |
| Nov-14               | 25         | -17%        | 47           | -13%       | 0.53        | 342        | -5%        | 13.68            | 80        | 91.6%        | 163,000        | -10.2%       | 155,922        | -29.0%       |
| Dec-14               | 31         | 19%         | 38           | 15%        | 0.82        | 309        | -2%        | 9.97             | 66        | 93.4%        | 180,000        | -1.4%        | 211,035        | -1.3%        |
| <b>2014</b>          | <b>523</b> | <b>11%</b>  | <b>988</b>   | <b>2%</b>  | <b>0.53</b> | <b>358</b> | <b>-1%</b> | <b>8.22</b>      | <b>78</b> | <b>94.2%</b> | <b>195,000</b> | <b>2.6%</b>  | <b>207,159</b> | <b>1.6%</b>  |
| Jan-15               | 20         | -33%        | 46           | -15%       | 0.43        | 312        | 0%         | 15.60            | 106       | 90.6%        | 106,000        | -42.7%       | 118,145        | -40.5%       |
| Feb-15               | 18         | -42%        | 62           | 29%        | 0.29        | 334        | 9%         | 18.56            | 128       | 93.5%        | 209,000        | -7.1%        | 199,903        | -14.4%       |
| Mar-15               | 46         | 24%         | 90           | 20%        | 0.51        | 336        | 7%         | 7.30             | 99        | 94.0%        | 152,500        | -12.9%       | 181,620        | -5.3%        |
| Apr-15               | 43         | -30%        | 114          | -17%       | 0.38        | 364        | 5%         | 8.47             | 97        | 92.5%        | 215,000        | 3.6%         | 221,910        | 12.8%        |
| May-15               | 64         | 7%          | 101          | -24%       | 0.63        | 357        | -8%        | 5.58             | 50        | 95.3%        | 213,750        | 0.6%         | 217,478        | 5.5%         |
| Jun-15               | 51         | -6%         | 120          | 3%         | 0.43        | 370        | -10%       | 7.25             | 70        | 94.4%        | 239,000        | 10.9%        | 227,391        | -4.5%        |
| Jul-15               | 46         | -18%        | 108          | 29%        | 0.43        | 346        | -12%       | 7.52             | 60        | 95.0%        | 215,000        | 10.7%        | 230,365        | 13.9%        |
| Aug-15               | 45         | -12%        | 132          | 33%        | 0.34        | 400        | -3%        | 8.89             | 66        | 95.0%        | 210,000        | 5.0%         | 213,653        | -6.9%        |
| Sep-15               | 64         | 33%         | 84           | -2%        | 0.76        | 384        | -3%        | 6.00             | 73        | 93.3%        | 187,500        | -9.4%        | 199,420        | -0.8%        |
| Oct-15               | 38         | -3%         | 78           | 10%        | 0.49        | 346        | -6%        | 9.11             | 60        | 94.5%        | 177,500        | 1.6%         | 225,732        | 14.1%        |
| Nov-15               | 39         | 56%         | 71           | 51%        | 0.55        | 338        | -1%        | 8.67             | 96        | 93.8%        | 235,000        | 44.2%        | 225,057        | 44.3%        |
| Dec-15               | 17         | -45%        | 39           | 3%         | 0.44        | 321        | 4%         | 18.88            | 84        | 94.5%        | 173,500        | -3.6%        | 262,618        | 24.4%        |
| <b>2015</b>          | <b>491</b> | <b>-6%</b>  | <b>1,045</b> | <b>6%</b>  | <b>0.47</b> | <b>351</b> | <b>-2%</b> | <b>8.57</b>      | <b>77</b> | <b>94.1%</b> | <b>200,000</b> | <b>2.6%</b>  | <b>212,153</b> | <b>2.4%</b>  |
| Jan-16               | 13         | -35%        | 78           | 70%        | 0.17        | 359        | 15%        | 27.62            | 37        | 95.0%        | 162,500        | 53.3%        | 189,153        | 60.1%        |
| Feb-16               | 36         | 100%        | 71           | 15%        | 0.51        | 367        | 10%        | 10.19            | 125       | 93.4%        | 170,000        | -18.7%       | 187,042        | -6.4%        |
| Mar-16               | 31         | -33%        | 68           | -24%       | 0.46        | 373        | 11%        | 12.03            | 102       | 94.6%        | 180,000        | 18.0%        | 201,642        | 11.0%        |
| Apr-16               | 42         | -2%         | 109          | -4%        | 0.39        | 408        | 12%        | 9.71             | 83        | 92.8%        | 199,950        | -7.0%        | 223,524        | 0.7%         |
| May-16               | 57         | -11%        | 95           | -6%        | 0.60        | 410        | 15%        | 7.19             | 68        | 94.7%        | 200,000        | -6.4%        | 201,684        | -7.3%        |
| Jun-16               | 37         | -27%        | 122          | 2%         | 0.30        | 434        | 17%        | 11.73            | 89        | 93.7%        | 228,500        | -4.4%        | 242,270        | 6.5%         |
| Jul-16               | 36         | -22%        | 77           | -29%       | 0.47        | 435        | 26%        | 12.08            | 95        | 93.1%        | 166,250        | -22.7%       | 188,011        | -18.4%       |
| Aug-16               | 36         | -20%        | 108          | -18%       | 0.33        | 455        | 14%        | 12.64            | 74        | 94.0%        | 236,250        | 12.5%        | 229,732        | 7.5%         |
| Sep-16               | 36         | -44%        | 80           | -5%        | 0.45        | 445        | 16%        | 12.36            | 89        | 94.3%        | 195,000        | 4.0%         | 215,125        | 7.9%         |
| Oct-16               | 50         | 32%         | 71           | -9%        | 0.70        | 406        | 17%        | 8.12             | 86        | 93.6%        | 229,000        | 29.0%        | 228,738        | 1.3%         |
| Nov-16               | 29         | -26%        | 82           | 15%        | 0.35        | 405        | 20%        | 13.97            | 94        | 95.4%        | 250,000        | 6.4%         | 260,629        | 15.8%        |
| Dec-16               | 24         | 41%         | 45           | 15%        | 0.53        | 384        | 20%        | 16.00            | 88        | 93.1%        | 209,250        | 20.6%        | 188,840        | -28.1%       |
| <b>2016</b>          | <b>427</b> | <b>-13%</b> | <b>1,006</b> | <b>-4%</b> | <b>0.42</b> | <b>407</b> | <b>16%</b> | <b>11.43</b>     | <b>87</b> | <b>93.9%</b> | <b>210,000</b> | <b>5.0%</b>  | <b>214,524</b> | <b>1.1%</b>  |
| Jan-17               | 25         | 92%         | 68           | -13%       | 0.37        | 388        | 8%         | 15.52            | 117       | 93.2%        | 203,000        | 24.9%        | 242,550        | 28.2%        |
| Feb-17               | 29         | -19%        | 63           | -11%       | 0.46        | 388        | 6%         | 13.38            | 111       | 93.0%        | 165,900        | -2.4%        | 163,355        | -12.7%       |
| Mar-17               | 45         | 45%         | 99           | 46%        | 0.45        | 409        | 10%        | 9.09             | 86        | 94.9%        | 235,000        | 30.6%        | 246,943        | 22.5%        |
| Apr-17               | 40         | -5%         | 94           | -14%       | 0.43        | 422        | 3%         | 10.55            | 89        | 94.7%        | 205,000        | 2.5%         | 222,710        | -0.4%        |
| May-17               | 61         | 7%          | 119          | 25%        | 0.51        | 449        | 10%        | 7.36             | 88        | 94.4%        | 185,000        | -7.5%        | 211,446        | 4.8%         |
| Jun-17               | 51         | 38%         | 113          | -7%        | 0.45        | 474        | 9%         | 9.29             | 93        | 94.9%        | 184,000        | -19.5%       | 191,994        | -20.8%       |
| Jul-17               | 47         | 31%         | 85           | 10%        | 0.55        | 461        | 6%         | 9.81             | 86        | 94.6%        | 265,000        | 59.4%        | 260,191        | 38.4%        |
| Aug-17               | 43         | 19%         | 87           | -19%       | 0.49        | 461        | 1%         | 10.72            | 105       | 92.3%        | 162,000        | -31.4%       | 177,666        | -22.7%       |
| Sep-17               | 47         | 31%         | 92           | 15%        | 0.51        | 446        | 0%         | 9.49             | 88        | 93.5%        | 187,000        | -4.1%        | 191,460        | -11.0%       |
| Oct-17               | 29         | -42%        | 84           | 18%        | 0.35        | 439        | 8%         | 15.14            | 123       | 92.6%        | 160,000        | -30.1%       | 178,214        | -22.1%       |
| Nov-17               | 35         | 21%         | 68           | -17%       | 0.51        | 416        | 3%         | 11.89            | 101       | 93.0%        | 200,000        | -20.0%       | 225,600        | -13.4%       |
| Dec-17               | 25         | 4%          | 40           | -11%       | 0.63        | 377        | -2%        | 15.08            | 107       | 94.1%        | 215,000        | 2.7%         | 212,190        | 12.4%        |
| <b>2017</b>          | <b>477</b> | <b>12%</b>  | <b>1,012</b> | <b>1%</b>  | <b>0.47</b> | <b>428</b> | <b>5%</b>  | <b>10.75</b>     | <b>97</b> | <b>94.0%</b> | <b>193,000</b> | <b>-8.1%</b> | <b>211,212</b> | <b>-1.5%</b> |
| Jan-18               | 32         | 28%         | 70           | 3%         | 0.46        | 393        | 1%         | 12.28            | 109       | 92.3%        | 192,000        | -5.4%        | 201,719        | -16.8%       |
| Feb-18               | 27         | -7%         | 50           | -21%       | 0.54        | 393        | 1%         | 14.56            | 112       | 93.4%        | 165,000        | -0.5%        | 177,611        | 8.7%         |
| Mar-18               | 31         | -31%        | 81           | -18%       | 0.38        | 405        | -1%        | 13.06            | 112       | 94.5%        | 215,000        | -8.5%        | 232,629        | -5.8%        |
| Apr-18               | 52         | 30%         | 127          | 35%        | 0.41        | 439        | 4%         | 8.44             | 108       | 94.3%        | 197,500        | -3.7%        | 210,119        | -5.7%        |
| May-18               | 44         | -28%        | 133          | 12%        | 0.33        | 484        | 8%         | 11.00            | 91        | 93.6%        | 166,750        | -9.9%        | 195,995        | -7.3%        |
| Jun-18               | 52         | 2%          | 111          | -2%        | 0.47        | 497        | 5%         | 9.56             | 96        | 94.5%        | 188,500        | 2.4%         | 196,607        | 2.4%         |
| Jul-18               | 42         | -11%        | 97           | 14%        | 0.43        | 494        | 7%         | 11.76            | 89        | 92.5%        | 157,500        | -40.6%       | 217,185        | -16.5%       |
| Aug-18               | 39         | -9%         | 83           | -5%        | 0.47        | 492        | 7%         | 12.62            | 94        | 92.4%        | 152,250        | -6.0%        | 158,024        | -11.1%       |
| Sep-18               | 32         | -32%        | 87           | -5%        | 0.37        | 498        | 12%        | 15.56            | 81        | 94.7%        | 225,000        | 20.3%        | 216,247        | 12.9%        |
| Oct-18               | 34         | 17%         | 101          | 20%        | 0.34        | 487        | 11%        | 14.32            | 83        | 93.3%        | 187,500        | 17.2%        | 207,115        | 16.2%        |
| Nov-18               | 27         | -23%        | 86           | 26%        | 0.31        | 484        | 16%        | 17.93            | 105       | 93.2%        | 185,000        | -7.5%        | 195,678        | -13.3%       |
| Dec-18               | 25         | 0%          | 50           | 25%        | 0.50        | 436        | 16%        | 17.44            | 88        | 93.8%        | 240,000        | 11.6%        | 251,632        | 18.6%        |
| <b>2018</b>          | <b>437</b> | <b>-8%</b>  | <b>1,076</b> | <b>6%</b>  | <b>0.41</b> | <b>459</b> | <b>7%</b>  | <b>12.59</b>     | <b>97</b> | <b>93.6%</b> | <b>185,000</b> | <b>-4.1%</b> | <b>203,790</b> | <b>-3.5%</b> |

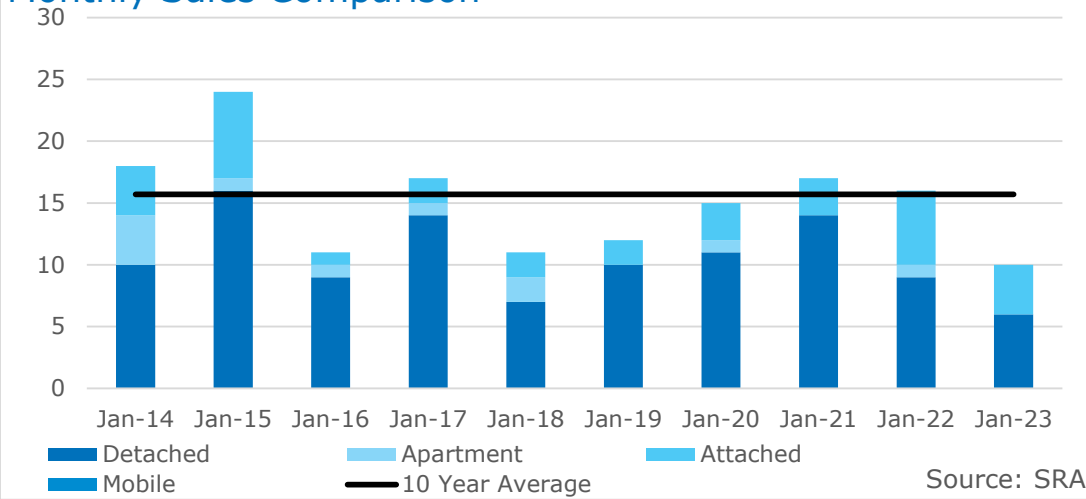


| SWIFT CURRENT REGION |            |             |              |             |             |            |             |                  |            |              |                |               |                |              |
|----------------------|------------|-------------|--------------|-------------|-------------|------------|-------------|------------------|------------|--------------|----------------|---------------|----------------|--------------|
|                      | Sales      | Y/Y%        | New Listings | Y/Y%        | S/NL Ratio  | Inventory  | Y/Y%        | Months of Supply | DOM        | SP/LP        | Median Price   | Y/Y%          | Average Price  | Y/Y%         |
| Jan-19               | 24         | -25%        | 99           | 41%         | 0.24        | 460        | 17%         | 19.17            | 98         | 93.1%        | 195,000        | 1.6%          | 199,892        | -0.9%        |
| Feb-19               | 25         | -7%         | 63           | 26%         | 0.40        | 464        | 18%         | 18.56            | 84         | 94.0%        | 195,000        | 18.2%         | 191,316        | 7.7%         |
| Mar-19               | 24         | -23%        | 100          | 23%         | 0.24        | 504        | 24%         | 21.00            | 140        | 89.9%        | 132,500        | -38.4%        | 154,063        | -33.8%       |
| Apr-19               | 42         | -19%        | 139          | 9%          | 0.30        | 562        | 28%         | 13.38            | 85         | 95.3%        | 253,000        | 28.1%         | 248,355        | 18.2%        |
| May-19               | 49         | 11%         | 141          | 6%          | 0.35        | 599        | 24%         | 12.22            | 92         | 94.8%        | 195,300        | 17.1%         | 235,851        | 20.3%        |
| Jun-19               | 33         | -37%        | 102          | -8%         | 0.32        | 627        | 26%         | 19.00            | 89         | 93.3%        | 195,000        | 3.4%          | 172,742        | -12.1%       |
| Jul-19               | 40         | -5%         | 90           | -7%         | 0.44        | 627        | 27%         | 15.68            | 101        | 92.5%        | 213,250        | 35.4%         | 225,075        | 3.6%         |
| Aug-19               | 34         | -13%        | 86           | 4%          | 0.40        | 626        | 27%         | 18.41            | 108        | 93.1%        | 182,500        | 19.9%         | 208,429        | 31.9%        |
| Sep-19               | 31         | -3%         | 80           | -8%         | 0.39        | 597        | 20%         | 19.26            | 113        | 93.0%        | 113,000        | -49.8%        | 149,290        | -31.0%       |
| Oct-19               | 34         | 0%          | 80           | -21%        | 0.43        | 574        | 18%         | 16.88            | 149        | 94.1%        | 210,500        | 12.3%         | 212,101        | 2.4%         |
| Nov-19               | 27         | 0%          | 82           | -5%         | 0.33        | 548        | 13%         | 20.30            | 135        | 90.6%        | 140,500        | -24.1%        | 151,487        | -22.6%       |
| Dec-19               | 28         | 12%         | 35           | -30%        | 0.80        | 496        | 14%         | 17.71            | 122        | 92.4%        | 174,000        | -27.5%        | 213,961        | -15.0%       |
| <b>2019</b>          | <b>391</b> | <b>-11%</b> | <b>1,097</b> | <b>2%</b>   | <b>0.36</b> | <b>557</b> | <b>21%</b>  | <b>17.09</b>     | <b>108</b> | <b>93.4%</b> | <b>185,000</b> | <b>0.0%</b>   | <b>201,985</b> | <b>-0.9%</b> |
| Jan-20               | 28         | 17%         | 73           | -26%        | 0.38        | 479        | 4%          | 17.11            | 120        | 93.8%        | 177,500        | -9.0%         | 198,414        | -0.7%        |
| Feb-20               | 25         | 0%          | 79           | 25%         | 0.32        | 482        | 4%          | 19.28            | 142        | 93.5%        | 165,000        | -15.4%        | 183,647        | -4.0%        |
| Mar-20               | 26         | 8%          | 91           | -9%         | 0.29        | 503        | 0%          | 19.35            | 128        | 96.4%        | 171,304        | 29.3%         | 188,836        | 22.6%        |
| Apr-20               | 24         | -43%        | 62           | -55%        | 0.39        | 474        | -16%        | 19.75            | 127        | 91.7%        | 193,000        | -23.7%        | 202,375        | -18.5%       |
| May-20               | 28         | -43%        | 102          | -28%        | 0.27        | 493        | -18%        | 17.61            | 89         | 92.7%        | 155,000        | -20.6%        | 183,246        | -22.3%       |
| Jun-20               | 54         | 64%         | 112          | 10%         | 0.48        | 500        | -20%        | 9.26             | 114        | 94.2%        | 199,000        | 2.1%          | 228,778        | 32.4%        |
| Jul-20               | 78         | 95%         | 122          | 36%         | 0.64        | 480        | -23%        | 6.15             | 89         | 94.6%        | 182,500        | -14.4%        | 183,165        | -18.6%       |
| Aug-20               | 40         | 18%         | 109          | 27%         | 0.37        | 512        | -18%        | 12.80            | 89         | 94.2%        | 189,950        | 4.1%          | 218,819        | 5.0%         |
| Sep-20               | 46         | 48%         | 95           | 19%         | 0.48        | 494        | -17%        | 10.74            | 88         | 93.4%        | 154,500        | 36.7%         | 185,589        | 24.3%        |
| Oct-20               | 59         | 74%         | 125          | 56%         | 0.47        | 472        | -18%        | 8.00             | 89         | 93.6%        | 185,000        | -12.1%        | 196,687        | -7.3%        |
| Nov-20               | 38         | 41%         | 59           | -28%        | 0.64        | 442        | -19%        | 11.63            | 76         | 95.6%        | 182,500        | 29.9%         | 236,454        | 56.1%        |
| Dec-20               | 41         | 46%         | 48           | 37%         | 0.85        | 402        | -19%        | 9.80             | 69         | 94.7%        | 232,000        | 33.3%         | 277,622        | 29.8%        |
| <b>2020</b>          | <b>487</b> | <b>25%</b>  | <b>1,077</b> | <b>-2%</b>  | <b>0.45</b> | <b>478</b> | <b>-14%</b> | <b>11.77</b>     | <b>98</b>  | <b>94.1%</b> | <b>182,700</b> | <b>-1.2%</b>  | <b>207,284</b> | <b>2.6%</b>  |
| Jan-21               | 30         | 7%          | 80           | 10%         | 0.38        | 406        | -15%        | 13.53            | 112        | 94.3%        | 224,000        | 26.2%         | 250,279        | 26.1%        |
| Feb-21               | 31         | 24%         | 73           | -8%         | 0.42        | 422        | -12%        | 13.61            | 127        | 96.1%        | 218,000        | 32.1%         | 214,023        | 16.5%        |
| Mar-21               | 51         | 96%         | 105          | 15%         | 0.49        | 441        | -12%        | 8.65             | 109        | 95.8%        | 193,000        | 12.7%         | 206,964        | 9.6%         |
| Apr-21               | 75         | 213%        | 113          | 82%         | 0.66        | 451        | -5%         | 6.01             | 96         | 93.9%        | 193,000        | 0.0%          | 218,320        | 7.9%         |
| May-21               | 69         | 146%        | 102          | 0%          | 0.68        | 449        | -9%         | 6.51             | 92         | 95.8%        | 199,000        | 28.4%         | 217,223        | 18.5%        |
| Jun-21               | 64         | 19%         | 120          | 7%          | 0.53        | 474        | -5%         | 7.41             | 98         | 95.0%        | 233,750        | 17.5%         | 231,278        | 1.1%         |
| Jul-21               | 56         | -28%        | 88           | -28%        | 0.64        | 460        | -4%         | 8.21             | 90         | 92.2%        | 188,000        | 3.0%          | 212,336        | 15.9%        |
| Aug-21               | 56         | 40%         | 83           | -24%        | 0.67        | 431        | -16%        | 7.70             | 91         | 94.6%        | 217,500        | 14.5%         | 227,246        | 3.9%         |
| Sep-21               | 39         | -15%        | 87           | -8%         | 0.45        | 437        | -12%        | 11.21            | 107        | 94.4%        | 166,000        | 7.4%          | 193,701        | 4.4%         |
| Oct-21               | 47         | -20%        | 98           | -22%        | 0.48        | 413        | -13%        | 8.79             | 79         | 95.2%        | 205,000        | 10.8%         | 227,129        | 15.5%        |
| Nov-21               | 47         | 24%         | 91           | 54%         | 0.52        | 406        | -8%         | 8.64             | 84         | 95.9%        | 220,000        | 20.5%         | 231,257        | -2.2%        |
| Dec-21               | 35         | -15%        | 61           | 27%         | 0.57        | 386        | -4%         | 11.03            | 82         | 94.7%        | 190,000        | -18.1%        | 206,526        | -25.6%       |
| <b>2021</b>          | <b>600</b> | <b>23%</b>  | <b>1,101</b> | <b>2%</b>   | <b>0.54</b> | <b>431</b> | <b>-10%</b> | <b>8.63</b>      | <b>96</b>  | <b>94.8%</b> | <b>200,000</b> | <b>9.5%</b>   | <b>219,676</b> | <b>6.0%</b>  |
| Jan-22               | 29         | -3%         | 64           | -20%        | 0.45        | 390        | -4%         | 13.45            | 97         | 94.4%        | 228,000        | 1.8%          | 220,014        | -12.1%       |
| Feb-22               | 44         | 42%         | 70           | -4%         | 0.63        | 380        | -10%        | 8.64             | 84         | 93.6%        | 213,000        | -2.3%         | 198,297        | -7.3%        |
| Mar-22               | 52         | 2%          | 86           | -18%        | 0.60        | 366        | -17%        | 7.04             | 106        | 94.6%        | 212,750        | 10.2%         | 221,460        | 7.0%         |
| Apr-22               | 70         | -7%         | 103          | -9%         | 0.68        | 364        | -19%        | 5.20             | 99         | 94.9%        | 216,250        | 12.0%         | 233,574        | 7.0%         |
| May-22               | 57         | -17%        | 135          | 32%         | 0.42        | 404        | -10%        | 7.09             | 77         | 95.1%        | 235,000        | 18.1%         | 252,387        | 16.2%        |
| Jun-22               | 57         | -11%        | 120          | 0%          | 0.48        | 417        | -12%        | 7.32             | 67         | 95.2%        | 225,000        | -3.7%         | 242,962        | 5.1%         |
| Jul-22               | 61         | 9%          | 103          | 17%         | 0.59        | 425        | -8%         | 6.97             | 84         | 93.3%        | 187,500        | -0.3%         | 226,463        | 6.7%         |
| Aug-22               | 64         | 14%         | 100          | 20%         | 0.64        | 418        | -3%         | 6.53             | 82         | 94.4%        | 197,500        | -9.2%         | 233,324        | 2.7%         |
| Sep-22               | 47         | 21%         | 72           | -17%        | 0.65        | 408        | -7%         | 8.68             | 91         | 94.5%        | 180,000        | 8.4%          | 186,606        | -3.7%        |
| Oct-22               | 41         | -13%        | 86           | -12%        | 0.48        | 390        | -6%         | 9.51             | 104        | 89.5%        | 200,000        | -2.4%         | 239,016        | 5.2%         |
| Nov-22               | 42         | -11%        | 66           | -27%        | 0.64        | 356        | -12%        | 8.48             | 78         | 93.2%        | 192,500        | -12.5%        | 204,406        | -11.6%       |
| Dec-22               | 23         | -34%        | 44           | -28%        | 0.52        | 345        | -11%        | 15.00            | 98         | 92.9%        | 216,000        | 13.7%         | 232,121        | 12.4%        |
| <b>2022</b>          | <b>587</b> | <b>-2%</b>  | <b>1,049</b> | <b>-5%</b>  | <b>0.56</b> | <b>389</b> | <b>-10%</b> | <b>7.94</b>      | <b>88</b>  | <b>94.0%</b> | <b>210,000</b> | <b>5.0%</b>   | <b>225,634</b> | <b>2.7%</b>  |
| Jan-23               | 23         | -21%        | 51           | -20%        | 0.45        | 340        | -13%        | 14.78            | 90         | 93.9%        | 185,000        | -18.9%        | 235,209        | 6.9%         |
| Feb-23               |            |             |              |             |             |            |             |                  |            |              |                |               |                |              |
| Mar-23               |            |             |              |             |             |            |             |                  |            |              |                |               |                |              |
| Apr-23               |            |             |              |             |             |            |             |                  |            |              |                |               |                |              |
| May-23               |            |             |              |             |             |            |             |                  |            |              |                |               |                |              |
| Jun-23               |            |             |              |             |             |            |             |                  |            |              |                |               |                |              |
| Jul-23               |            |             |              |             |             |            |             |                  |            |              |                |               |                |              |
| Aug-23               |            |             |              |             |             |            |             |                  |            |              |                |               |                |              |
| Sep-23               |            |             |              |             |             |            |             |                  |            |              |                |               |                |              |
| Oct-23               |            |             |              |             |             |            |             |                  |            |              |                |               |                |              |
| Nov-23               |            |             |              |             |             |            |             |                  |            |              |                |               |                |              |
| Dec-23               |            |             |              |             |             |            |             |                  |            |              |                |               |                |              |
| <b>2023</b>          | <b>23</b>  | <b>-21%</b> | <b>51</b>    | <b>-20%</b> | <b>0.45</b> | <b>340</b> | <b>-13%</b> | <b>14.78</b>     | <b>90</b>  | <b>93.9%</b> | <b>185,000</b> | <b>-18.9%</b> | <b>235,209</b> | <b>6.9%</b>  |

| SWIFT CURRENT REGION |            |             |              |            |             |            |            |                  |           |              |                |              |                |              |
|----------------------|------------|-------------|--------------|------------|-------------|------------|------------|------------------|-----------|--------------|----------------|--------------|----------------|--------------|
|                      | Sales      | Y/Y%        | New Listings | Y/Y%       | S/NL Ratio  | Inventory  | Y/Y%       | Months of Supply | DOM       | SP/LP        | Median Price   | Y/Y%         | Average Price  | Y/Y%         |
| Jan-13               | 29         | -19%        | 59           | -2%        | 0.49        | 269        | 0%         | 9.28             | 79        | 92.7%        | 160,000        | -23.7%       | 201,307        | -10.7%       |
| Feb-13               | 23         | -28%        | 51           | -15%       | 0.45        | 273        | 3%         | 11.87            | 72        | 93.8%        | 175,000        | -9.1%        | 199,000        | 2.5%         |
| Mar-13               | 14         | -59%        | 45           | -34%       | 0.31        | 279        | 3%         | 19.93            | 98        | 96.0%        | 227,750        | 46.9%        | 238,064        | 52.7%        |
| Apr-13               | 56         | 65%         | 90           | 22%        | 0.62        | 290        | 0%         | 5.18             | 76        | 95.2%        | 221,000        | 59.0%        | 230,007        | 29.1%        |
| May-13               | 43         | 30%         | 129          | 24%        | 0.33        | 339        | 8%         | 7.88             | 88        | 93.6%        | 210,000        | -4.5%        | 216,703        | 4.7%         |
| Jun-13               | 48         | -6%         | 77           | -1%        | 0.62        | 342        | 14%        | 7.13             | 74        | 93.8%        | 194,500        | 14.4%        | 200,656        | 1.5%         |
| Jul-13               | 44         | 19%         | 83           | -5%        | 0.53        | 340        | 6%         | 7.73             | 69        | 93.7%        | 180,125        | -0.5%        | 191,256        | 1.0%         |
| Aug-13               | 34         | -11%        | 59           | -22%       | 0.58        | 324        | 2%         | 9.53             | 65        | 93.1%        | 189,595        | 26.4%        | 210,711        | 30.6%        |
| Sep-13               | 35         | -8%         | 70           | 3%         | 0.50        | 314        | 0%         | 8.97             | 82        | 93.2%        | 222,000        | 14.3%        | 194,929        | 1.2%         |
| Oct-13               | 30         | -3%         | 71           | 13%        | 0.42        | 320        | 2%         | 10.67            | 77        | 93.1%        | 197,000        | 2.1%         | 180,230        | -8.7%        |
| Nov-13               | 25         | -4%         | 46           | -13%       | 0.54        | 294        | 3%         | 11.76            | 89        | 94.3%        | 192,500        | 19.9%        | 219,270        | 33.1%        |
| Dec-13               | 21         | -22%        | 30           | -30%       | 0.70        | 261        | -2%        | 12.43            | 75        | 94.6%        | 180,000        | -2.2%        | 209,010        | 17.7%        |
| <b>2013</b>          | <b>402</b> | <b>-4%</b>  | <b>810</b>   | <b>-3%</b> | <b>0.50</b> | <b>304</b> | <b>3%</b>  | <b>9.07</b>      | <b>77</b> | <b>93.9%</b> | <b>200,000</b> | <b>11.7%</b> | <b>207,109</b> | <b>10.4%</b> |
| Jan-14               | 28         | -3%         | 37           | -37%       | 0.76        | 248        | -8%        | 8.86             | 105       | 93.5%        | 179,000        | 11.9%        | 194,541        | -3.4%        |
| Feb-14               | 22         | -4%         | 41           | -20%       | 0.54        | 249        | -9%        | 11.32            | 62        | 93.9%        | 228,750        | 30.7%        | 242,455        | 21.8%        |
| Mar-14               | 29         | 107%        | 63           | 40%        | 0.46        | 254        | -9%        | 8.76             | 88        | 94.6%        | 159,000        | -30.2%       | 192,414        | -19.2%       |
| Apr-14               | 51         | -9%         | 116          | 29%        | 0.44        | 286        | -1%        | 5.61             | 95        | 94.1%        | 199,500        | -9.7%        | 185,724        | -19.3%       |
| May-14               | 51         | 19%         | 121          | -6%        | 0.42        | 328        | -3%        | 6.43             | 56        | 94.3%        | 217,000        | 3.3%         | 217,157        | 0.2%         |
| Jun-14               | 48         | 0%          | 94           | 22%        | 0.51        | 347        | 1%         | 7.23             | 71        | 94.2%        | 197,750        | 1.7%         | 218,631        | 9.0%         |
| Jul-14               | 49         | 11%         | 73           | -12%       | 0.67        | 337        | -1%        | 6.88             | 78        | 94.4%        | 177,000        | -1.7%        | 197,255        | 3.1%         |
| Aug-14               | 43         | 26%         | 84           | 42%        | 0.51        | 355        | 10%        | 8.26             | 61        | 94.7%        | 219,000        | 15.5%        | 242,898        | 15.3%        |
| Sep-14               | 46         | 31%         | 74           | 6%         | 0.62        | 335        | 7%         | 7.28             | 79        | 93.7%        | 207,000        | -6.8%        | 201,611        | 3.4%         |
| Oct-14               | 37         | 23%         | 60           | -15%       | 0.62        | 307        | -4%        | 8.30             | 66        | 94.2%        | 180,000        | -8.6%        | 201,511        | 11.8%        |
| Nov-14               | 24         | -4%         | 36           | -22%       | 0.67        | 278        | -5%        | 11.58            | 78        | 91.8%        | 164,000        | -14.8%       | 156,710        | -28.5%       |
| Dec-14               | 22         | 5%          | 30           | 0%         | 0.73        | 254        | -3%        | 11.55            | 77        | 92.7%        | 198,750        | 10.4%        | 236,289        | 13.1%        |
| <b>2014</b>          | <b>450</b> | <b>12%</b>  | <b>829</b>   | <b>2%</b>  | <b>0.54</b> | <b>298</b> | <b>-2%</b> | <b>7.95</b>      | <b>76</b> | <b>94.0%</b> | <b>200,000</b> | <b>0.0%</b>  | <b>207,115</b> | <b>0.0%</b>  |
| Jan-15               | 19         | -32%        | 35           | -5%        | 0.54        | 256        | 3%         | 13.47            | 103       | 90.0%        | 90,000         | -49.7%       | 109,889        | -43.5%       |
| Feb-15               | 15         | -32%        | 50           | 22%        | 0.30        | 273        | 10%        | 18.20            | 134       | 93.2%        | 200,000        | -12.6%       | 188,550        | -22.2%       |
| Mar-15               | 38         | 31%         | 76           | 21%        | 0.50        | 276        | 9%         | 7.26             | 101       | 94.3%        | 145,500        | -8.5%        | 180,671        | -6.1%        |
| Apr-15               | 33         | -35%        | 90           | -22%       | 0.37        | 297        | 4%         | 9.00             | 94        | 93.5%        | 215,000        | 7.8%         | 206,679        | 11.3%        |
| May-15               | 53         | 4%          | 80           | -34%       | 0.66        | 286        | -13%       | 5.40             | 49        | 95.2%        | 212,500        | -2.1%        | 213,775        | -1.6%        |
| Jun-15               | 41         | -15%        | 108          | 15%        | 0.38        | 306        | -12%       | 7.46             | 68        | 94.4%        | 235,000        | 18.8%        | 222,743        | 1.9%         |
| Jul-15               | 40         | -18%        | 87           | 19%        | 0.46        | 280        | -17%       | 7.00             | 55        | 94.9%        | 223,500        | 26.3%        | 236,670        | 20.0%        |
| Aug-15               | 35         | -19%        | 107          | 27%        | 0.33        | 327        | -8%        | 9.34             | 76        | 95.2%        | 215,500        | -1.6%        | 227,754        | -6.2%        |
| Sep-15               | 53         | 15%         | 66           | -11%       | 0.80        | 309        | -8%        | 5.83             | 76        | 93.0%        | 175,000        | -15.5%       | 191,111        | -5.2%        |
| Oct-15               | 29         | -22%        | 68           | 13%        | 0.43        | 285        | -7%        | 9.83             | 57        | 95.0%        | 159,500        | -11.4%       | 225,700        | 12.0%        |
| Nov-15               | 31         | 29%         | 56           | 56%        | 0.55        | 284        | 2%         | 9.16             | 101       | 94.0%        | 235,000        | 43.3%        | 229,540        | 46.5%        |
| Dec-15               | 14         | -36%        | 29           | -3%        | 0.48        | 266        | 5%         | 19.00            | 80        | 94.8%        | 181,750        | -8.6%        | 286,571        | 21.3%        |
| <b>2015</b>          | <b>401</b> | <b>-11%</b> | <b>852</b>   | <b>3%</b>  | <b>0.47</b> | <b>287</b> | <b>-4%</b> | <b>8.59</b>      | <b>77</b> | <b>94.2%</b> | <b>195,000</b> | <b>-2.5%</b> | <b>210,236</b> | <b>1.5%</b>  |
| Jan-16               | 13         | -32%        | 65           | 86%        | 0.20        | 296        | 16%        | 22.77            | 37        | 95.0%        | 162,500        | 80.6%        | 189,153        | 72.1%        |
| Feb-16               | 34         | 127%        | 55           | 10%        | 0.62        | 298        | 9%         | 8.76             | 127       | 93.3%        | 165,000        | -17.5%       | 179,074        | -5.0%        |
| Mar-16               | 27         | -29%        | 55           | -28%       | 0.49        | 305        | 11%        | 11.30            | 94        | 94.4%        | 180,000        | 23.7%        | 202,644        | 12.2%        |
| Apr-16               | 34         | 3%          | 88           | -2%        | 0.39        | 333        | 12%        | 9.79             | 79        | 93.0%        | 207,450        | -3.5%        | 226,823        | 9.7%         |
| May-16               | 45         | -15%        | 78           | -3%        | 0.58        | 335        | 17%        | 7.44             | 68        | 95.1%        | 210,100        | -1.1%        | 202,580        | -5.2%        |
| Jun-16               | 29         | -29%        | 93           | -14%       | 0.31        | 354        | 16%        | 12.21            | 89        | 93.8%        | 210,000        | -10.6%       | 228,828        | 2.7%         |
| Jul-16               | 30         | -25%        | 65           | -25%       | 0.46        | 354        | 26%        | 11.80            | 100       | 93.2%        | 166,250        | -25.6%       | 188,780        | -20.2%       |
| Aug-16               | 30         | -14%        | 93           | -13%       | 0.32        | 376        | 15%        | 12.53            | 79        | 95.6%        | 236,250        | 9.6%         | 232,745        | 2.2%         |
| Sep-16               | 33         | -38%        | 66           | 0%         | 0.50        | 368        | 19%        | 11.15            | 90        | 94.3%        | 185,000        | 5.7%         | 185,015        | 12.5%        |
| Oct-16               | 43         | 48%         | 51           | -25%       | 0.84        | 325        | 14%        | 7.56             | 94        | 93.4%        | 230,000        | 44.2%        | 229,230        | 1.6%         |
| Nov-16               | 24         | -23%        | 68           | 21%        | 0.35        | 326        | 15%        | 13.58            | 97        | 95.5%        | 257,500        | 9.6%         | 277,896        | 21.1%        |
| Dec-16               | 17         | 21%         | 37           | 28%        | 0.46        | 316        | 19%        | 18.59            | 89        | 92.4%        | 210,000        | 15.5%        | 182,274        | -36.4%       |
| <b>2016</b>          | <b>359</b> | <b>-10%</b> | <b>814</b>   | <b>-4%</b> | <b>0.44</b> | <b>332</b> | <b>16%</b> | <b>11.10</b>     | <b>89</b> | <b>94.1%</b> | <b>208,500</b> | <b>6.9%</b>  | <b>214,065</b> | <b>1.8%</b>  |
| Jan-17               | 17         | 31%         | 56           | -14%       | 0.30        | 319        | 8%         | 18.76            | 138       | 93.3%        | 203,000        | 24.9%        | 244,874        | 29.5%        |
| Feb-17               | 24         | -29%        | 47           | -15%       | 0.51        | 319        | 7%         | 13.29            | 107       | 94.1%        | 179,500        | 8.8%         | 164,513        | -8.1%        |
| Mar-17               | 40         | 48%         | 75           | 36%        | 0.53        | 328        | 8%         | 8.20             | 86        | 95.0%        | 243,500        | 35.3%        | 252,761        | 24.7%        |
| Apr-17               | 33         | -3%         | 73           | -17%       | 0.45        | 335        | 1%         | 10.15            | 93        | 94.7%        | 205,000        | -1.2%        | 229,876        | 1.3%         |
| May-17               | 51         | 13%         | 99           | 27%        | 0.52        | 359        | 7%         | 7.04             | 84        | 94.5%        | 188,000        | -10.5%       | 213,249        | 5.3%         |
| Jun-17               | 40         | 38%         | 96           | 3%         | 0.42        | 384        | 8%         | 9.60             | 95        | 94.3%        | 185,750        | -11.5%       | 178,907        | -21.8%       |
| Jul-17               | 41         | 37%         | 73           | 12%        | 0.56        | 375        | 6%         | 9.15             | 88        | 94.7%        | 269,000        | 61.8%        | 270,317        | 43.2%        |
| Aug-17               | 33         | 10%         | 71           | -24%       | 0.46        | 377        | 0%         | 11.42            | 105       | 92.5%        | 167,000        | -29.3%       | 189,141        | -18.7%       |
| Sep-17               | 36         | 9%          | 77           | 17%        | 0.47        | 367        | 0%         | 10.19            | 90        | 94.1%        | 188,500        | 1.9%         | 190,978        | -11.2%       |
| Oct-17               | 20         | -53%        | 68           | 33%        | 0.29        | 365        | 12%        | 18.25            | 127       | 91.9%        | 170,750        | -25.8%       | 183,910        | -19.8%       |
| Nov-17               | 31         | 29%         | 53           | -22%       | 0.58        | 343        | 5%         | 11.06            | 94        | 93.3%        | 185,000        | -28.2%       | 211,613        | -23.9%       |
| Dec-17               | 21         | 24%         | 29           | -22%       | 0.72        | 303        | -4%        | 14.43            | 108       | 93.3%        | 145,000        | -31.0%       | 201,524        | 10.6%        |
| <b>2017</b>          | <b>387</b> | <b>8%</b>   | <b>817</b>   | <b>0%</b>  | <b>0.47</b> | <b>348</b> | <b>5%</b>  | <b>10.79</b>     | <b>97</b> | <b>94.0%</b> | <b>200,000</b> | <b>-4.1%</b> | <b>213,203</b> | <b>-0.4%</b> |
| Jan-18               | 27         | 59%         | 54           | -4%        | 0.50        | 310        | -3%        | 11.48            | 111       | 91.6%        | 180,000        | -11.3%       | 187,407        | -23.5%       |
| Feb-18               | 24         | 0%          | 43           | -9%        | 0.56        | 311        | -3%        | 12.96            | 120       | 93.9%        | 175,000        | -2.5%        | 185,354        | 12.7%        |
| Mar-18               | 25         | -38%        | 62           | -17%       | 0.40        | 320        | -2%        | 12.80            | 99        | 94.1%        | 215,000        | -11.7%       | 212,900        | -15.8%       |
| Apr-18               | 46         | 39%         | 100          | 37%        | 0.46        | 341        | 2%         | 7.41             | 114       | 93.9%        | 191,250        | -6.7%        | 213,374        | -7.2%        |
| May-18               | 37         | -27%        | 105          | 6%         | 0.35        | 378        | 5%         | 10.22            | 94        | 93.5%        | 163,500        | -13.0%       | 198,657        | -6.8%        |
| Jun-18               | 37         | -8%         | 86           | -10%       | 0.43        | 391        | 2%         | 10.57            | 79        | 94.9%        | 215,000        | 15.7%        | 224,719        | 25.6%        |
| Jul-18               | 35         | -15%        | 80           | 10%        | 0.44        | 392        | 5%         | 11.20            | 84        | 92.6%        | 160,000        | -40.5%       | 212,993        | -21.2%       |
| Aug-18               | 36         | 9%          | 62           | -13%       | 0.58        | 374        | -1%        | 10.39            | 94        | 92.3%        | 131,125        | -21.5%       | 158,748        | -16.1%       |
| Sep-18               | 25         | -31%        | 75           | -3%        | 0.33        | 384        | 5%         | 15.36            | 82        | 94.3%        | 230,000        | 22.0%        | 231,360        | 21.1%        |
| Oct-18               | 28         | 40%         | 85           | 25%        | 0.33        | 387        | 6%         | 13.82            | 89        | 92.9%        | 177,500        | 4.0%         | 207,211        | 12.7%        |
| Nov-18               | 24         | -23%        | 59           | 11%        | 0.41        | 375        | 9%         | 15.63            | 103       | 93.1%        | 205,500        | 11.1%        | 213,351        | 0.8%         |
| Dec-18               | 20         | -5%         | 35           | 21%        | 0.57        | 341        | 13%        | 17.05            | 84        | 94.0%        | 231,000        | 59.3%        | 237,900        | 18.1%        |
| <b>2018</b>          | <b>364</b> | <b>-6%</b>  | <b>846</b>   | <b>4%</b>  | <b>0.43</b> | <b>359</b> | <b>3%</b>  | <b>11.82</b>     | <b>96</b> | <b>93.5%</b> | <b>185,000</b> | <b>-7.5%</b> | <b>205,893</b> | <b>-3.4%</b> |

| SWIFT CURRENT REGION |            |             |              |             |             |            |             |                  |            |              |                |               |                |               |
|----------------------|------------|-------------|--------------|-------------|-------------|------------|-------------|------------------|------------|--------------|----------------|---------------|----------------|---------------|
|                      | Sales      | Y/Y%        | New Listings | Y/Y%        | S/NL Ratio  | Inventory  | Y/Y%        | Months of Supply | DOM        | SP/LP        | Median Price   | Y/Y%          | Average Price  | Y/Y%          |
| Jan-19               | 17         | -37%        | 69           | 28%         | 0.25        | 353        | 14%         | 20.76            | 97         | 93.2%        | 185,000        | 2.8%          | 183,906        | -1.9%         |
| Feb-19               | 20         | -17%        | 51           | 19%         | 0.39        | 358        | 15%         | 17.90            | 85         | 94.3%        | 202,500        | 15.7%         | 199,625        | 7.7%          |
| Mar-19               | 19         | -24%        | 80           | 29%         | 0.24        | 390        | 22%         | 20.53            | 123        | 92.0%        | 135,000        | -37.2%        | 171,053        | -19.7%        |
| Apr-19               | 34         | -26%        | 102          | 2%          | 0.33        | 425        | 25%         | 12.50            | 77         | 95.7%        | 283,000        | 48.0%         | 256,762        | 20.3%         |
| May-19               | 35         | -5%         | 113          | 8%          | 0.31        | 458        | 21%         | 13.09            | 91         | 94.2%        | 172,000        | 5.2%          | 218,331        | 9.9%          |
| Jun-19               | 27         | -27%        | 76           | -12%        | 0.36        | 475        | 21%         | 17.59            | 98         | 94.1%        | 200,000        | -7.0%         | 181,130        | -19.4%        |
| Jul-19               | 33         | -6%         | 65           | -19%        | 0.51        | 466        | 19%         | 14.12            | 100        | 91.9%        | 212,000        | 32.5%         | 228,667        | 7.4%          |
| Aug-19               | 30         | -17%        | 63           | 2%          | 0.48        | 459        | 23%         | 15.30            | 94         | 92.8%        | 174,500        | 33.1%         | 206,003        | 29.8%         |
| Sep-19               | 24         | -4%         | 60           | -20%        | 0.40        | 437        | 14%         | 18.21            | 123        | 92.1%        | 117,500        | -48.9%        | 150,646        | -34.9%        |
| Oct-19               | 28         | 0%          | 66           | -22%        | 0.42        | 425        | 10%         | 15.18            | 150        | 93.6%        | 210,500        | 18.6%         | 206,663        | -0.3%         |
| Nov-19               | 19         | -21%        | 64           | 8%          | 0.30        | 423        | 13%         | 22.26            | 116        | 91.9%        | 135,000        | -34.3%        | 136,805        | -35.9%        |
| Dec-19               | 27         | 35%         | 28           | -20%        | 0.96        | 379        | 11%         | 14.04            | 114        | 92.8%        | 180,000        | -22.1%        | 218,367        | -8.2%         |
| <b>2019</b>          | <b>313</b> | <b>-14%</b> | <b>837</b>   | <b>-1%</b>  | <b>0.37</b> | <b>421</b> | <b>17%</b>  | <b>16.13</b>     | <b>104</b> | <b>93.4%</b> | <b>185,000</b> | <b>0.0%</b>   | <b>202,090</b> | <b>-1.8%</b>  |
| Jan-20               | 22         | 29%         | 53           | -23%        | 0.42        | 364        | 3%          | 16.55            | 116        | 93.2%        | 172,500        | -6.8%         | 187,914        | 2.2%          |
| Feb-20               | 23         | 15%         | 61           | 20%         | 0.38        | 365        | 2%          | 15.87            | 142        | 93.5%        | 165,000        | -18.5%        | 186,899        | -6.4%         |
| Mar-20               | 22         | 16%         | 73           | -9%         | 0.30        | 379        | -3%         | 17.23            | 132        | 96.6%        | 212,500        | 57.4%         | 195,097        | 14.1%         |
| Apr-20               | 16         | -53%        | 53           | -48%        | 0.30        | 362        | -15%        | 22.63            | 119        | 92.0%        | 184,000        | -35.0%        | 190,500        | -25.8%        |
| May-20               | 23         | -34%        | 84           | -26%        | 0.27        | 379        | -17%        | 16.48            | 89         | 92.9%        | 135,000        | -21.5%        | 179,322        | -17.9%        |
| Jun-20               | 46         | 70%         | 89           | 17%         | 0.52        | 384        | -19%        | 8.35             | 110        | 94.1%        | 199,500        | -0.3%         | 228,677        | 26.3%         |
| Jul-20               | 63         | 91%         | 88           | 35%         | 0.72        | 362        | -22%        | 5.75             | 82         | 94.8%        | 198,000        | -6.6%         | 186,510        | -18.4%        |
| Aug-20               | 33         | 10%         | 82           | 30%         | 0.40        | 384        | -16%        | 11.64            | 77         | 94.2%        | 189,900        | 8.8%          | 205,471        | -0.3%         |
| Sep-20               | 34         | 42%         | 66           | 10%         | 0.52        | 366        | -16%        | 10.76            | 85         | 92.0%        | 146,000        | 24.3%         | 150,915        | 0.2%          |
| Oct-20               | 42         | 50%         | 97           | 47%         | 0.43        | 357        | -16%        | 8.50             | 76         | 93.4%        | 161,250        | -23.4%        | 183,224        | -11.3%        |
| Nov-20               | 31         | 63%         | 48           | -25%        | 0.65        | 332        | -22%        | 10.71            | 74         | 95.6%        | 199,000        | 47.4%         | 246,346        | 80.1%         |
| Dec-20               | 33         | 22%         | 36           | 29%         | 0.92        | 302        | -20%        | 9.15             | 64         | 95.1%        | 234,000        | 30.0%         | 274,258        | 25.6%         |
| <b>2020</b>          | <b>388</b> | <b>24%</b>  | <b>830</b>   | <b>-1%</b>  | <b>0.47</b> | <b>361</b> | <b>-14%</b> | <b>11.18</b>     | <b>93</b>  | <b>94.2%</b> | <b>180,000</b> | <b>-2.7%</b>  | <b>202,219</b> | <b>0.1%</b>   |
| Jan-21               | 24         | 9%          | 59           | 11%         | 0.41        | 302        | -17%        | 12.58            | 100        | 93.6%        | 202,500        | 17.4%         | 242,426        | 29.0%         |
| Feb-21               | 28         | 22%         | 56           | -8%         | 0.50        | 312        | -15%        | 11.14            | 115        | 96.7%        | 231,000        | 40.0%         | 230,507        | 23.3%         |
| Mar-21               | 40         | 82%         | 83           | 14%         | 0.48        | 330        | -13%        | 8.25             | 102        | 95.9%        | 193,250        | -9.1%         | 213,234        | 9.3%          |
| Apr-21               | 62         | 288%        | 86           | 62%         | 0.72        | 331        | -9%         | 5.34             | 96         | 93.9%        | 176,000        | -4.3%         | 210,460        | 10.5%         |
| May-21               | 58         | 152%        | 75           | -11%        | 0.77        | 317        | -16%        | 5.47             | 87         | 95.7%        | 203,350        | 50.6%         | 216,795        | 20.9%         |
| Jun-21               | 53         | 15%         | 103          | 16%         | 0.51        | 344        | -10%        | 6.49             | 100        | 95.1%        | 232,500        | 16.5%         | 224,690        | -1.7%         |
| Jul-21               | 41         | -35%        | 69           | -22%        | 0.59        | 338        | -7%         | 8.24             | 85         | 92.0%        | 200,000        | 1.0%          | 224,682        | 20.5%         |
| Aug-21               | 49         | 48%         | 65           | -21%        | 0.75        | 318        | -17%        | 6.49             | 90         | 94.5%        | 208,000        | 9.5%          | 213,209        | 3.8%          |
| Sep-21               | 33         | -3%         | 66           | 0%          | 0.50        | 322        | -12%        | 9.76             | 100        | 94.2%        | 172,000        | 17.8%         | 197,798        | 31.1%         |
| Oct-21               | 39         | -7%         | 72           | -26%        | 0.54        | 299        | -16%        | 7.67             | 72         | 95.0%        | 189,000        | 17.2%         | 210,544        | 14.9%         |
| Nov-21               | 40         | 29%         | 67           | 40%         | 0.60        | 290        | -13%        | 7.25             | 72         | 96.3%        | 202,000        | 1.5%          | 234,706        | -4.7%         |
| Dec-21               | 27         | -18%        | 41           | 14%         | 0.66        | 273        | -10%        | 10.11            | 85         | 94.5%        | 190,000        | -18.8%        | 194,311        | -29.2%        |
| <b>2021</b>          | <b>494</b> | <b>27%</b>  | <b>842</b>   | <b>1%</b>   | <b>0.59</b> | <b>315</b> | <b>-13%</b> | <b>7.64</b>      | <b>91</b>  | <b>94.8%</b> | <b>199,500</b> | <b>10.8%</b>  | <b>217,339</b> | <b>7.5%</b>   |
| Jan-22               | 21         | -13%        | 50           | -15%        | 0.42        | 280        | -7%         | 13.33            | 91         | 94.8%        | 242,500        | 19.8%         | 229,996        | -5.1%         |
| Feb-22               | 32         | 14%         | 50           | -11%        | 0.64        | 270        | -13%        | 8.44             | 89         | 94.0%        | 218,500        | -5.4%         | 200,033        | -13.2%        |
| Mar-22               | 40         | 0%          | 69           | -17%        | 0.58        | 270        | -18%        | 6.75             | 108        | 94.7%        | 218,250        | 12.9%         | 228,473        | 7.1%          |
| Apr-22               | 49         | -21%        | 76           | -12%        | 0.64        | 272        | -18%        | 5.55             | 88         | 95.2%        | 224,000        | 27.3%         | 235,231        | 11.8%         |
| May-22               | 37         | -36%        | 112          | 49%         | 0.33        | 320        | 1%          | 8.65             | 70         | 95.2%        | 235,000        | 15.6%         | 246,531        | 13.7%         |
| Jun-22               | 54         | 2%          | 93           | -10%        | 0.58        | 320        | -7%         | 5.93             | 64         | 95.1%        | 229,000        | -1.5%         | 245,534        | 9.3%          |
| Jul-22               | 48         | 17%         | 75           | 9%          | 0.64        | 320        | -5%         | 6.67             | 86         | 93.6%        | 181,250        | -9.4%         | 209,563        | -6.7%         |
| Aug-22               | 50         | 2%          | 73           | 12%         | 0.68        | 313        | -2%         | 6.26             | 70         | 94.7%        | 197,500        | -5.0%         | 232,200        | 8.9%          |
| Sep-22               | 37         | 12%         | 55           | -17%        | 0.67        | 302        | -6%         | 8.16             | 85         | 94.8%        | 181,000        | 5.2%          | 189,776        | -4.1%         |
| Oct-22               | 30         | -23%        | 64           | -11%        | 0.47        | 289        | -3%         | 9.63             | 106        | 95.0%        | 198,000        | 4.8%          | 218,880        | 4.0%          |
| Nov-22               | 36         | -10%        | 47           | -30%        | 0.77        | 256        | -12%        | 7.11             | 75         | 92.6%        | 192,500        | -4.7%         | 198,546        | -15.4%        |
| Dec-22               | 16         | -41%        | 34           | -17%        | 0.47        | 252        | -8%         | 15.75            | 89         | 93.3%        | 195,500        | 2.9%          | 213,827        | 10.0%         |
| <b>2022</b>          | <b>450</b> | <b>-9%</b>  | <b>798</b>   | <b>-5%</b>  | <b>0.56</b> | <b>289</b> | <b>-8%</b>  | <b>7.70</b>      | <b>83</b>  | <b>94.5%</b> | <b>210,000</b> | <b>5.3%</b>   | <b>222,450</b> | <b>2.4%</b>   |
| Jan-23               | 18         | -14%        | 37           | -26%        | 0.49        | 252        | -10%        | 14.00            | 89         | 93.5%        | 182,500        | -24.7%        | 194,711        | -15.3%        |
| Feb-23               |            |             |              |             |             |            |             |                  |            |              |                |               |                |               |
| Mar-23               |            |             |              |             |             |            |             |                  |            |              |                |               |                |               |
| Apr-23               |            |             |              |             |             |            |             |                  |            |              |                |               |                |               |
| May-23               |            |             |              |             |             |            |             |                  |            |              |                |               |                |               |
| Jun-23               |            |             |              |             |             |            |             |                  |            |              |                |               |                |               |
| Jul-23               |            |             |              |             |             |            |             |                  |            |              |                |               |                |               |
| Aug-23               |            |             |              |             |             |            |             |                  |            |              |                |               |                |               |
| Sep-23               |            |             |              |             |             |            |             |                  |            |              |                |               |                |               |
| Oct-23               |            |             |              |             |             |            |             |                  |            |              |                |               |                |               |
| Nov-23               |            |             |              |             |             |            |             |                  |            |              |                |               |                |               |
| Dec-23               |            |             |              |             |             |            |             |                  |            |              |                |               |                |               |
| <b>2023</b>          | <b>18</b>  | <b>-14%</b> | <b>37</b>    | <b>-26%</b> | <b>0.49</b> | <b>252</b> | <b>-10%</b> | <b>14.00</b>     | <b>89</b>  | <b>93.5%</b> | <b>182,500</b> | <b>-24.7%</b> | <b>194,711</b> | <b>-15.3%</b> |

## Monthly Sales Comparison



**SALES**

**10**

↓ 37.5% Y/Y    ↓ 37.5% YTD  
10-year average spread

36.3%    ↓    36.3%    ↓

**NEW LISTINGS**

**24**

↓ 7.7% Y/Y    ↓ 7.7% YTD  
10-year average spread

46.4%    ↓    46.4%    ↓

**INVENTORY**

**57**

↑ 46.2% Y/Y    Monthly trend\*  
10-year average spread

44.7%    ↓    44.7%    ↓

**MONTHS OF SUPPLY**

**5.70**

↑ 134% Y/Y    Monthly trend\*  
10-year average spread

18.1%    ↓    18.1%    ↓



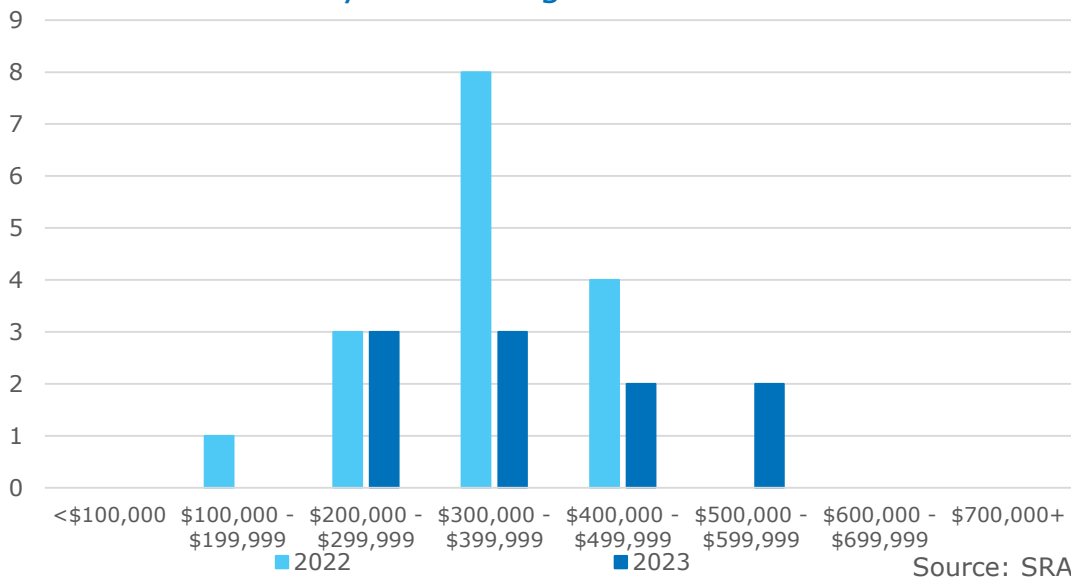
**TOTAL RESIDENTIAL BENCHMARK PRICE**

**\$ 413,100**

↑ 2.6% Y/Y

Monthly trend\*

## Residential Sales by Price Range



## January 2023

|                          | Sales     |             | New Listings |            | Inventory |            | Months of Supply |             | DOM       | Benchmark        |           | Avg Price        |            |
|--------------------------|-----------|-------------|--------------|------------|-----------|------------|------------------|-------------|-----------|------------------|-----------|------------------|------------|
|                          | Actual    | Y/Y%        | Actual       | Y/Y%       | Actual    | Y/Y%       | Actual           | Y/Y%        | Actual    | Actual           | Y/Y%      | Actual           | Y/Y%       |
| Detached                 | 6         | -33%        | 15           | -6%        | 34        | 62%        | 5.67             | 143%        | 43        | \$427,600        | 2%        | \$389,317        | -4%        |
| Attached                 | 4         | -33%        | 8            | 0%         | 16        | 33%        | 4.00             | 100%        | 41        | -                | -         | \$294,225        | -4%        |
| Apartment                | 0         | -100%       | 1            | -50%       | 6         | 20%        | -                | -           | -         | \$246,100        | 12%       | -                | -          |
| Mobile                   | 0         | -           | 0            | -          | 1         | -          | -                | -           | -         | -                | -         | -                | -          |
| <b>Total Residential</b> | <b>10</b> | <b>-38%</b> | <b>24</b>    | <b>-8%</b> | <b>57</b> | <b>46%</b> | <b>5.70</b>      | <b>134%</b> | <b>42</b> | <b>\$413,100</b> | <b>3%</b> | <b>\$351,280</b> | <b>-1%</b> |

## 10-Year Averages

|                   | Sales |       | New Listings |       | Inventory |       | Months of Supply |       | DOM | Benchmark |       | Avg Price |       |
|-------------------|-------|-------|--------------|-------|-----------|-------|------------------|-------|-----|-----------|-------|-----------|-------|
|                   | Avg   | %Diff | Avg          | %Diff | Avg       | %Diff | Avg              | %Diff | Avg | Avg       | %Diff | Avg       | %Diff |
| Total Residential | 16    | -36%  | 45           | -46%  | 103       | -45%  | 6.96             | -18%  | 65  | \$352,700 | 17%   | \$349,972 | 0%    |

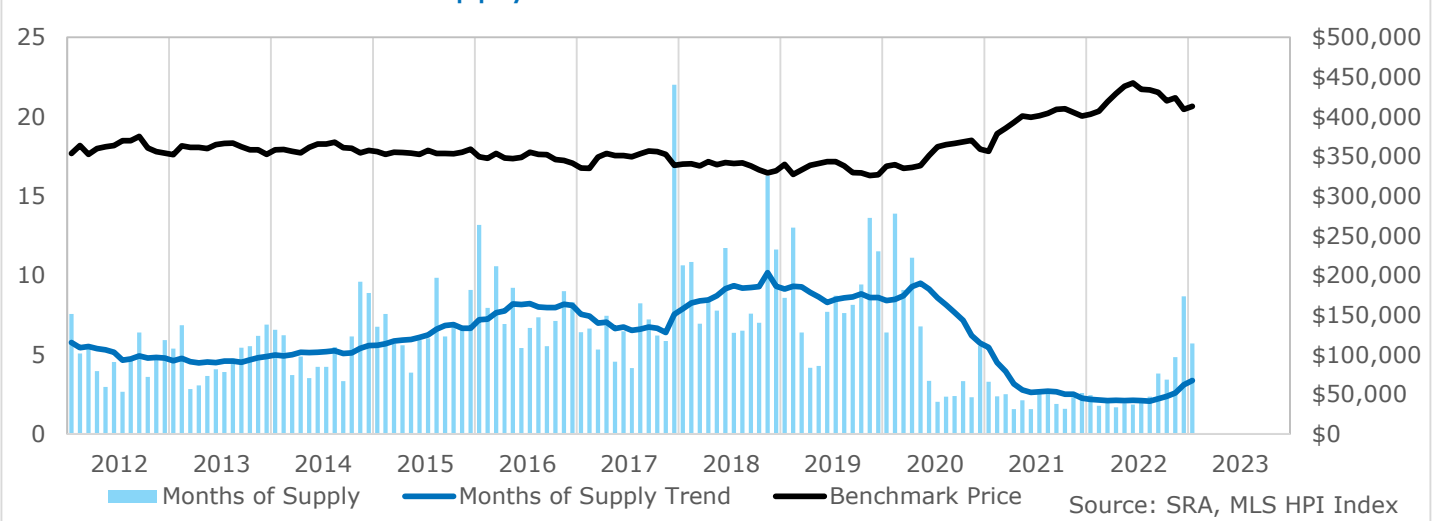
## Year-to-Date January 2023

|                          | Sales     |             | New Listings |            | Inventory |            | Months of Supply |             | DOM       | Benchmark        |           | Avg Price        |            |
|--------------------------|-----------|-------------|--------------|------------|-----------|------------|------------------|-------------|-----------|------------------|-----------|------------------|------------|
|                          | Actual    | Y/Y%        | Actual       | Y/Y%       | Actual    | Y/Y%       | Actual           | Y/Y%        | Actual    | Actual           | Y/Y%      | Actual           | Y/Y%       |
| Detached                 | 6         | -33%        | 15           | -6%        | 34        | 62%        | 5.67             | 143%        | 43        | \$427,600        | 2%        | \$389,317        | -4%        |
| Attached                 | 4         | -33%        | 8            | 0%         | 16        | 33%        | 4.00             | 100%        | 41        | -                | -         | \$294,225        | -4%        |
| Apartment                | 0         | -100%       | 1            | -50%       | 6         | 20%        | -                | -           | -         | \$246,100        | 12%       | -                | -          |
| Mobile                   | 0         | -           | 0            | -          | 1         | -          | -                | -           | -         | -                | -         | -                | -          |
| <b>Total Residential</b> | <b>10</b> | <b>-38%</b> | <b>24</b>    | <b>-8%</b> | <b>57</b> | <b>46%</b> | <b>5.70</b>      | <b>134%</b> | <b>42</b> | <b>\$413,100</b> | <b>3%</b> | <b>\$351,280</b> | <b>-1%</b> |

## 10-Year Averages

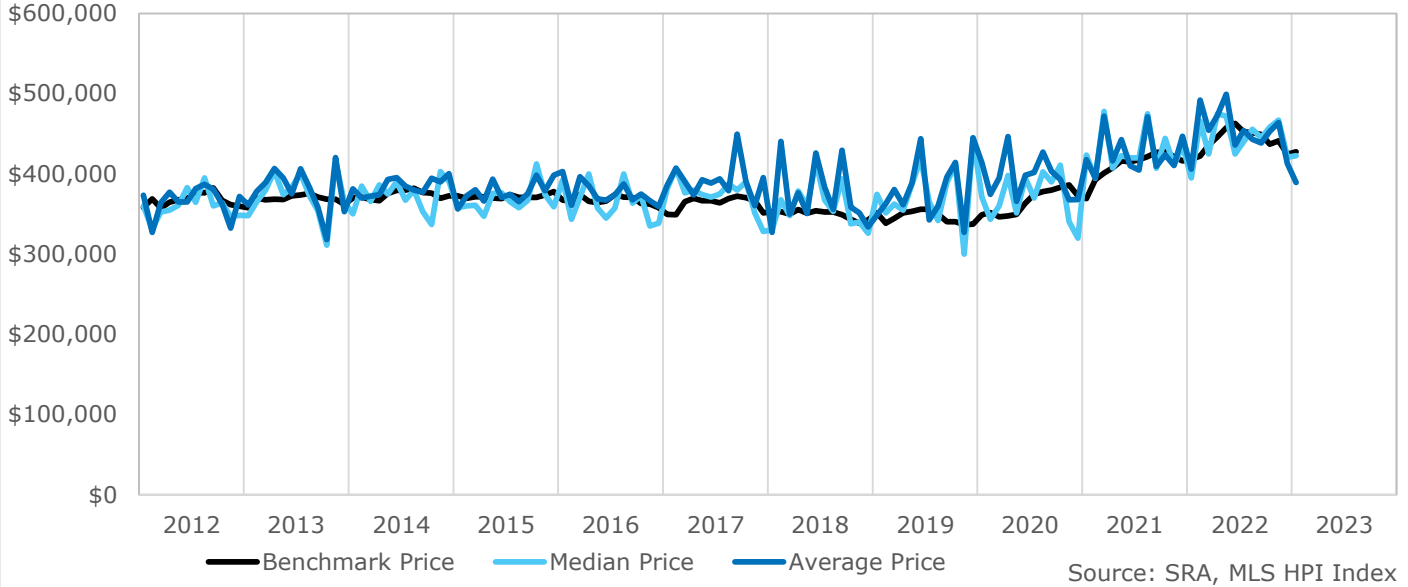
|                   | Sales |       | New Listings |       | Inventory |       | Months of Supply |       | DOM | Benchmark |       | Avg Price |       |
|-------------------|-------|-------|--------------|-------|-----------|-------|------------------|-------|-----|-----------|-------|-----------|-------|
|                   | Avg   | %Diff | Avg          | %Diff | Avg       | %Diff | Avg              | %Diff | Avg | Avg       | %Diff | Avg       | %Diff |
| Total Residential | 16    | -36%  | 45           | -46%  | 103       | -45%  | 6.96             | -18%  | 65  | \$352,700 | 17%   | \$349,972 | 0%    |

## Residential Months of Supply and Price

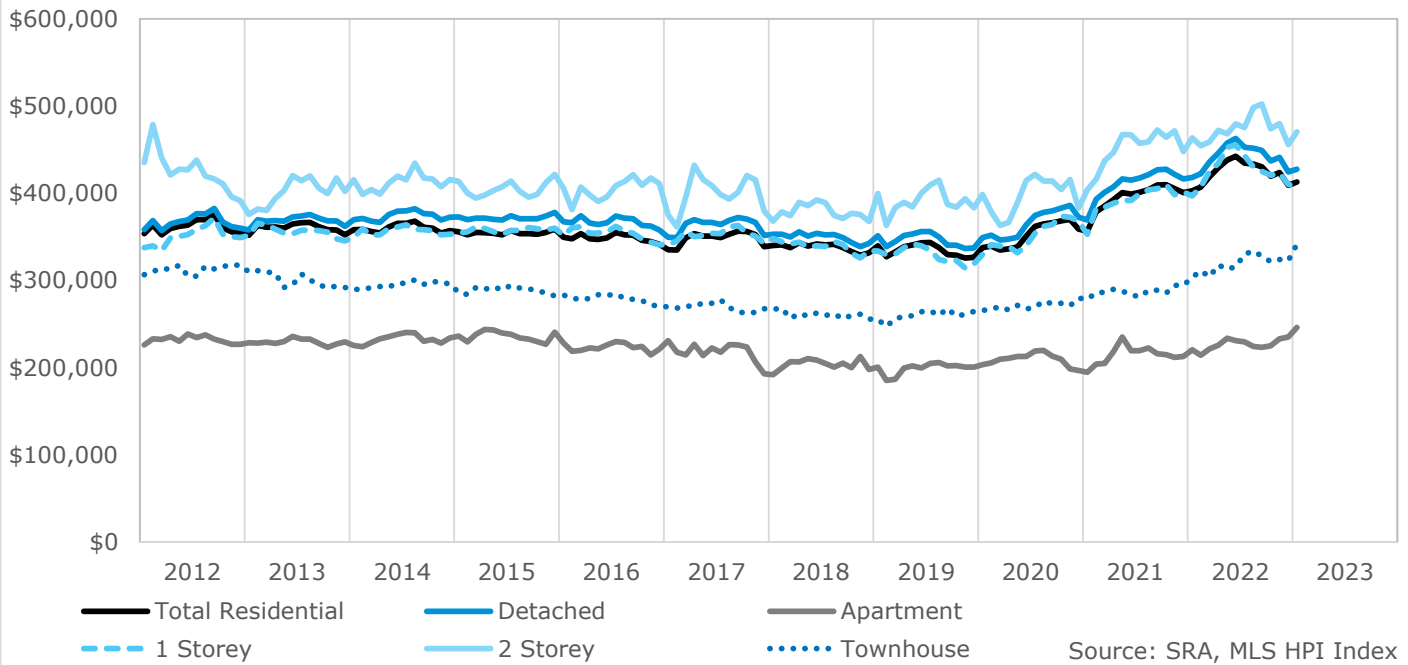




**Single Family Pricing**



**Benchmark Price**



## HPI Benchmark Attributes

|                                            | Composite              |
|--------------------------------------------|------------------------|
| Bedrooms, Above Ground                     | 3                      |
| Bathrooms, Full                            | 2                      |
| Bathrooms, Half                            | 0                      |
| Garage                                     | Attached, Double width |
| Gross Living Area, Above Ground (Sq. Ft.)  | 1274                   |
| Lot Size                                   | -                      |
| Fireplaces, Number of                      | 0                      |
| Year Built                                 | 2010                   |
| January 2023 Benchmark Price               | \$413,100              |
| Single Family Share of Sales, Last 3 Years | 89%                    |
| Apartment Share of Sales, Last 3 Years     | 5%                     |
| Townhouse Share of Sales, Last 3 Years     | 6%                     |

|                                            | Single Family          | 1 Storey               | 2 Storey               |
|--------------------------------------------|------------------------|------------------------|------------------------|
| Bedrooms, Above Ground                     | 3                      | 3                      | 3                      |
| Bathrooms, Full                            | 2                      | 2                      | 2                      |
| Bathrooms, Half                            | 0                      | 0                      | 1                      |
| Garage                                     | Attached, Double width | Attached, Double width | Attached, Double width |
| Gross Living Area, Above Ground (Sq. Ft.)  | 1282                   | 1226                   | 1462                   |
| Lot Size                                   | 6000                   | 6000                   | 5818                   |
| Fireplaces, Number of                      | 0                      | 0                      | 1                      |
| Year Built                                 | 2010                   | 2009                   | 2012                   |
| January 2023 Benchmark Price               | \$427,600              | \$408,200              | \$470,400              |
| Share of Total Sales, Last 3 Years         | 89%                    | 61%                    | 28%                    |
| Share of Single Family Sales, Last 3 Years | 100%                   | 69%                    | 31%                    |

|                                           | Apartment              | Townhouse              |
|-------------------------------------------|------------------------|------------------------|
| Bedrooms, Above Ground                    | 2                      | 3                      |
| Bathrooms, Full                           | 2                      | 2                      |
| Bathrooms, Half                           | 0                      | 1                      |
| Garage                                    | Attached, Single width | Attached, Double width |
| Gross Living Area, Above Ground (Sq. Ft.) | 1030                   | 1363                   |
| Fireplaces, Number of                     | 0                      | 0                      |
| Year Built                                | 2009                   | 2013                   |
| January 2023 Benchmark Price              | \$246,100              | \$341,600              |

| WARMAN      |            |             |              |             |             |            |             |                  |           |              |                 |              |                |              |                |              |            |
|-------------|------------|-------------|--------------|-------------|-------------|------------|-------------|------------------|-----------|--------------|-----------------|--------------|----------------|--------------|----------------|--------------|------------|
|             | Sales      | Y/Y%        | New Listings | Y/Y%        | S/NL Ratio  | Inventory  | Y/Y%        | Months of Supply | DOM       | SP/LP        | Benchmark Price | Y/Y%         | Median Price   | Y/Y%         | Average Price  | Y/Y%         | Index      |
| Jan-13      | 16         | 78%         | 43           | 19%         | 0.37        | 86         | 26%         | 5.38             | 50        | 99.1%        | 351,900         | -0.5%        | 347,500        | -3.5%        | 359,381        | -3.8%        | 209        |
| Feb-13      | 14         | -7%         | 43           | 39%         | 0.33        | 96         | 26%         | 6.86             | 50        | 97.7%        | 363,000         | -0.1%        | 362,700        | 12.3%        | 372,707        | 22.1%        | 215        |
| Mar-13      | 35         | 84%         | 50           | -23%        | 0.70        | 99         | -3%         | 2.83             | 47        | 99.2%        | 361,100         | 2.5%         | 349,900        | 1.0%         | 372,537        | 6.0%         | 214        |
| Apr-13      | 33         | 32%         | 53           | 43%         | 0.62        | 101        | 2%          | 3.06             | 49        | 99.4%        | 361,200         | 0.4%         | 345,000        | -2.8%        | 365,309        | -3.1%        | 214        |
| May-13      | 35         | 6%          | 77           | 71%         | 0.45        | 128        | 31%         | 3.66             | 54        | 99.4%        | 359,800         | -0.6%        | 354,900        | -0.9%        | 361,863        | -0.3%        | 213        |
| Jun-13      | 29         | 53%         | 39           | 44%         | 0.74        | 118        | 37%         | 4.07             | 45        | 99.1%        | 364,700         | 0.4%         | 358,000        | -2.2%        | 360,290        | 5.2%         | 216        |
| Jul-13      | 29         | 12%         | 40           | 100%        | 0.73        | 113        | 64%         | 3.90             | 63        | 98.4%        | 366,200         | -0.9%        | 387,000        | 13.7%        | 378,492        | 11.7%        | 217        |
| Aug-13      | 24         | 50%         | 49           | 26%         | 0.49        | 114        | 50%         | 4.75             | 74        | 98.5%        | 366,700         | -0.8%        | 353,500        | -7.5%        | 349,652        | -6.6%        | 218        |
| Sep-13      | 23         | 77%         | 58           | 81%         | 0.40        | 125        | 51%         | 5.43             | 41        | 99.3%        | 361,800         | -3.5%        | 334,900        | -5.6%        | 341,978        | -6.3%        | 215        |
| Oct-13      | 23         | 15%         | 49           | 88%         | 0.47        | 127        | 76%         | 5.52             | 51        | 98.7%        | 358,100         | -0.6%        | 307,000        | -12.5%       | 307,896        | -13.5%       | 212        |
| Nov-13      | 21         | 24%         | 53           | 36%         | 0.40        | 130        | 63%         | 6.19             | 55        | 98.5%        | 358,000         | 0.6%         | 355,000        | 18.3%        | 372,267        | 15.8%        | 212        |
| Dec-13      | 17         | 42%         | 25           | 25%         | 0.68        | 117        | 65%         | 6.88             | 73        | 98.4%        | 352,300         | -0.5%        | 319,900        | -7.5%        | 343,347        | -5.2%        | 209        |
| <b>2013</b> | <b>299</b> | <b>33%</b>  | <b>579</b>   | <b>39%</b>  | <b>0.52</b> | <b>113</b> | <b>38%</b>  | <b>4.53</b>      | <b>54</b> | <b>98.9%</b> | <b>360,400</b>  | <b>-0.3%</b> | <b>349,900</b> | <b>0.1%</b>  | <b>358,345</b> | <b>1.6%</b>  | <b>214</b> |
| Jan-14      | 18         | 13%         | 46           | 7%          | 0.39        | 118        | 37%         | 6.56             | 95        | 98.3%        | 358,300         | 1.8%         | 323,900        | -6.8%        | 336,031        | -6.5%        | 213        |
| Feb-14      | 22         | 57%         | 70           | 63%         | 0.31        | 137        | 43%         | 6.23             | 66        | 99.5%        | 358,700         | -1.2%        | 321,225        | -11.4%       | 343,584        | -7.8%        | 213        |
| Mar-14      | 35         | 0%          | 49           | -2%         | 0.71        | 130        | 31%         | 3.71             | 74        | 99.2%        | 356,200         | -1.4%        | 337,500        | -3.5%        | 361,493        | -3.0%        | 211        |
| Apr-14      | 32         | -3%         | 82           | 55%         | 0.39        | 156        | 54%         | 4.88             | 59        | 99.1%        | 354,200         | -1.9%        | 355,250        | 3.0%         | 346,184        | -5.2%        | 210        |
| May-14      | 44         | 26%         | 72           | -6%         | 0.61        | 155        | 21%         | 3.52             | 51        | 99.3%        | 361,400         | 0.4%         | 367,500        | 3.6%         | 371,358        | 2.6%         | 214        |
| Jun-14      | 40         | 38%         | 74           | 90%         | 0.54        | 169        | 43%         | 4.23             | 49        | 98.9%        | 365,600         | 0.2%         | 361,500        | 1.0%         | 379,881        | 5.4%         | 217        |
| Jul-14      | 38         | 31%         | 67           | 68%         | 0.57        | 161        | 42%         | 4.24             | 49        | 98.7%        | 365,600         | -0.2%        | 351,000        | -9.3%        | 368,774        | -2.6%        | 217        |
| Aug-14      | 28         | 17%         | 54           | 10%         | 0.52        | 153        | 34%         | 5.46             | 58        | 98.9%        | 367,800         | 0.3%         | 340,000        | -3.8%        | 354,250        | 1.3%         | 218        |
| Sep-14      | 46         | 100%        | 78           | 34%         | 0.59        | 153        | 22%         | 3.33             | 58        | 98.5%        | 360,900         | -0.2%        | 335,500        | 0.2%         | 347,800        | 1.7%         | 214        |
| Oct-14      | 27         | 17%         | 70           | 43%         | 0.39        | 166        | 31%         | 6.15             | 55        | 100.0%       | 360,100         | 0.6%         | 330,350        | 7.6%         | 366,006        | 18.9%        | 214        |
| Nov-14      | 17         | -19%        | 37           | -30%        | 0.46        | 163        | 25%         | 9.59             | 40        | 98.7%        | 354,200         | -1.1%        | 380,000        | 7.0%         | 370,232        | -0.5%        | 210        |
| Dec-14      | 16         | -6%         | 27           | 8%          | 0.59        | 142        | 21%         | 8.88             | 58        | 98.1%        | 357,200         | 1.4%         | 386,250        | 20.7%        | 384,413        | 12.0%        | 212        |
| <b>2014</b> | <b>363</b> | <b>21%</b>  | <b>726</b>   | <b>25%</b>  | <b>0.50</b> | <b>150</b> | <b>33%</b>  | <b>4.97</b>      | <b>58</b> | <b>99.0%</b> | <b>360,017</b>  | <b>-0.1%</b> | <b>345,000</b> | <b>-1.4%</b> | <b>361,241</b> | <b>0.8%</b>  | <b>214</b> |
| Jan-15      | 24         | 33%         | 75           | 63%         | 0.32        | 162        | 37%         | 6.75             | 64        | 98.4%        | 355,800         | -0.7%        | 322,450        | -0.4%        | 332,823        | -1.0%        | 211        |
| Feb-15      | 23         | 5%          | 55           | -21%        | 0.42        | 174        | 27%         | 7.57             | 60        | 98.7%        | 352,300         | -1.8%        | 350,000        | 9.0%         | 350,883        | 2.0%         | 209        |
| Mar-15      | 34         | -3%         | 84           | 71%         | 0.40        | 193        | 48%         | 5.68             | 55        | 98.9%        | 355,200         | -0.3%        | 351,950        | 4.3%         | 364,836        | 0.9%         | 211        |
| Apr-15      | 37         | 16%         | 82           | 0%          | 0.45        | 207        | 33%         | 5.59             | 53        | 99.3%        | 354,800         | 0.2%         | 329,900        | -7.1%        | 347,259        | 0.3%         | 210        |
| May-15      | 50         | 14%         | 66           | -8%         | 0.76        | 193        | 25%         | 3.86             | 77        | 98.5%        | 353,900         | -2.1%        | 332,675        | -9.5%        | 361,351        | -2.7%        | 210        |
| Jun-15      | 33         | -18%        | 70           | -5%         | 0.47        | 195        | 15%         | 5.91             | 57        | 98.8%        | 352,400         | -3.6%        | 370,000        | 2.4%         | 358,912        | -5.5%        | 209        |
| Jul-15      | 32         | -16%        | 80           | 19%         | 0.40        | 193        | 20%         | 6.03             | 63        | 99.3%        | 357,200         | -2.3%        | 348,850        | -0.6%        | 353,584        | -4.1%        | 212        |
| Aug-15      | 20         | -29%        | 57           | 6%          | 0.35        | 197        | 29%         | 9.85             | 48        | 97.3%        | 353,500         | -3.9%        | 342,450        | 0.7%         | 350,065        | -1.2%        | 210        |
| Sep-15      | 29         | -37%        | 70           | -10%        | 0.41        | 178        | 16%         | 6.14             | 59        | 98.0%        | 353,700         | -2.0%        | 362,500        | 8.0%         | 361,569        | 4.0%         | 210        |
| Oct-15      | 22         | -19%        | 39           | -44%        | 0.56        | 153        | -8%         | 6.95             | 49        | 99.2%        | 353,000         | -2.0%        | 381,500        | 15.5%        | 366,216        | 0.1%         | 209        |
| Nov-15      | 22         | 29%         | 49           | 32%         | 0.45        | 146        | -10%        | 6.64             | 69        | 98.4%        | 355,100         | 0.3%         | 352,450        | -7.3%        | 356,407        | -3.7%        | 211        |
| Dec-15      | 14         | -13%        | 27           | 0%          | 0.52        | 127        | -11%        | 9.07             | 72        | 97.4%        | 358,800         | 0.4%         | 349,950        | -9.4%        | 377,814        | -1.7%        | 213        |
| <b>2015</b> | <b>340</b> | <b>-6%</b>  | <b>754</b>   | <b>4%</b>   | <b>0.45</b> | <b>177</b> | <b>17%</b>  | <b>6.23</b>      | <b>61</b> | <b>98.6%</b> | <b>354,642</b>  | <b>-1.5%</b> | <b>346,250</b> | <b>0.4%</b>  | <b>356,470</b> | <b>-1.3%</b> | <b>210</b> |
| Jan-16      | 11         | -54%        | 59           | -21%        | 0.19        | 145        | -10%        | 13.18            | 72        | 97.8%        | 349,400         | -1.8%        | 362,500        | 12.4%        | 374,800        | 12.6%        | 207        |
| Feb-16      | 20         | -13%        | 54           | -2%         | 0.37        | 159        | -9%         | 7.95             | 72        | 98.6%        | 347,600         | -1.3%        | 343,450        | -1.9%        | 367,340        | 4.8%         | 206        |
| Mar-16      | 16         | -53%        | 61           | -27%        | 0.26        | 169        | -12%        | 10.56            | 55        | 98.5%        | 353,600         | -0.5%        | 357,000        | 1.4%         | 384,238        | 5.3%         | 210        |
| Apr-16      | 25         | -32%        | 80           | -2%         | 0.31        | 173        | -16%        | 6.92             | 67        | 98.7%        | 347,700         | -2.0%        | 392,500        | 19.0%        | 376,984        | 8.6%         | 206        |
| May-16      | 19         | -62%        | 62           | -6%         | 0.31        | 175        | -9%         | 9.21             | 50        | 98.5%        | 346,900         | -2.0%        | 326,900        | -1.7%        | 348,595        | -3.5%        | 206        |
| Jun-16      | 29         | -12%        | 48           | -31%        | 0.60        | 157        | -19%        | 5.41             | 63        | 99.0%        | 348,700         | -1.0%        | 342,000        | -0.7%        | 352,434        | -1.8%        | 207        |
| Jul-16      | 22         | -31%        | 50           | -38%        | 0.44        | 147        | -24%        | 6.68             | 56        | 98.6%        | 355,100         | -0.6%        | 347,500        | -0.4%        | 354,687        | 0.3%         | 211        |
| Aug-16      | 20         | 0%          | 52           | -9%         | 0.38        | 147        | -25%        | 7.35             | 59        | 98.6%        | 352,300         | -0.3%        | 342,000        | -0.1%        | 349,965        | 0.0%         | 209        |
| Sep-16      | 23         | -21%        | 49           | -30%        | 0.47        | 127        | -29%        | 5.52             | 56        | 98.7%        | 352,000         | -0.5%        | 347,000        | -4.3%        | 352,352        | -2.5%        | 209        |
| Oct-16      | 17         | -23%        | 42           | 8%          | 0.40        | 121        | -21%        | 7.12             | 62        | 99.4%        | 345,900         | -2.0%        | 352,000        | -7.7%        | 357,597        | -2.4%        | 205        |
| Nov-16      | 13         | -41%        | 47           | -4%         | 0.28        | 117        | -20%        | 9.00             | 58        | 98.2%        | 344,700         | -2.9%        | 300,000        | -14.9%       | 333,985        | -6.3%        | 204        |
| Dec-16      | 13         | -7%         | 33           | 22%         | 0.39        | 108        | -15%        | 8.31             | 53        | 98.4%        | 341,400         | -4.8%        | 335,000        | -4.3%        | 330,481        | -12.5%       | 203        |
| <b>2016</b> | <b>228</b> | <b>-33%</b> | <b>637</b>   | <b>-16%</b> | <b>0.36</b> | <b>145</b> | <b>-18%</b> | <b>7.65</b>      | <b>60</b> | <b>98.6%</b> | <b>348,775</b>  | <b>-1.7%</b> | <b>344,950</b> | <b>-0.4%</b> | <b>357,498</b> | <b>0.3%</b>  | <b>207</b> |
| Jan-17      | 17         | 55%         | 50           | -15%        | 0.34        | 109        | -25%        | 6.41             | 52        | 98.2%        | 335,200         | -4.1%        | 369,000        | 1.8%         | 360,685        | -3.8%        | 199        |
| Feb-17      | 17         | -15%        | 39           | -28%        | 0.44        | 113        | -29%        | 6.65             | 52        | 97.9%        | 334,800         | -3.7%        | 403,000        | 17.3%        | 373,988        | 1.8%         | 199        |
| Mar-17      | 22         | 38%         | 48           | -21%        | 0.46        | 117        | -31%        | 5.32             | 52        | 98.1%        | 348,800         | -1.4%        | 374,000        | 4.8%         | 376,616        | -2.0%        | 207        |
| Apr-17      | 18         | -28%        | 63           | -21%        | 0.29        | 134        | -23%        | 7.44             | 42        | 97.8%        | 353,500         | 1.7%         | 379,500        | -3.3%        | 356,233        | -5.5%        | 210        |
| May-17      | 31         | 63%         | 73           | 18%         | 0.42        | 141        | -19%        | 4.55             | 48        | 98.0%        | 350,800         | 1.1%         | 358,000        | 9.5%         | 371,723        | 6.6%         | 208        |
| Jun-17      | 23         | -21%        | 64           | 33%         | 0.36        | 149        | -5%         | 6.48             | 52        | 97.6%        | 350,800         | 0.6%         | 336,000        | -1.8%        | 356,691        | 1.2%         | 208        |
| Jul-17      | 32         | 45%         | 44           | -12%        | 0.73        | 133        | -10%        | 4.16             | 52        | 97.8%        | 349,200         | -1.7%        | 372,750        | 7.3%         | 386,925        | 9.1%         | 207        |
| Aug-17      | 17         | -15%        | 56           | 8%          | 0.30        | 140        | -5%         | 8.24             | 50        | 98.1%        | 353,100         | 0.2%         | 380,000        | 11.1%        | 371,076        | 6.0%         | 209        |
| Sep-17      | 19         | -17%        | 45           | -8%         | 0.42        | 137        | 8%          | 7.21             | 58        | 96.6%        | 356,600         | 1.3%         | 360,000        | 3.7%         | 408,942        | 16.1%        | 212        |
| Oct-17      | 20         | 18%         | 47           | 12%         | 0.43        | 124        | 2%          | 6.20             | 47        | 96.5%        | 356,000         | 2.9%         | 380,250        | 8.0%         | 385,270        | 7.7%         | 211        |
| Nov-17      | 20         | 54%         | 41           | -13%        | 0.49        | 117        | 0%          | 5.85             | 61        | 97.5%        | 352,500         | 2.3%         | 341,250        | 13.8%        | 341,670        | 2.3%         | 209        |
| Dec-17      | 5          | -62%        | 24           | -27%        | 0.21        | 110        | 2%          | 22.00            | 45        | 97.3%        | 338,800         | -0.8%        | 281,400        | -16.0%       | 365,880        | 10.7%        | 201        |
| <b>2017</b> | <b>241</b> | <b>6%</b>   | <b>594</b>   | <b>-7%</b>  | <b>0.41</b> | <b>127</b> | <b>-13%</b> | <b>6.32</b>      | <b>51</b> | <b>97.6%</b> | <b>348,342</b>  | <b>-0.1%</b> | <b>365,000</b> | <b>5.8%</b>  | <b>372,376</b> | <b>4.2%</b>  | <b>207</b> |
| Jan-18      | 11         | -35%        | 46           | -8%         | 0.24        | 117        | 7%          | 10.64            | 76        | 96.6%        | 340,000         | 1.4%         | 295,000        | -20.1%       | 287,336        | -20.3%       | 202        |
| Feb-18      | 12         | -29%        | 39           | 0%          | 0.31        | 130        | 15%         | 10.83            | 32        | 96.7%        | 340,600         | 1.7%         | 327,000        | -18.9%       | 371,896        | -0.6%        | 202        |
| Mar-18      | 20         | 9%          | 47           | -2%         | 0.43        | 139        | 19%         | 6.95             | 65        | 97.0%        | 337,800         | -3.2%        | 329,450        | -11.9%       | 338,445        | -10.1%       | 200        |
| Apr-18      | 19         | 6%          | 81           | 29%         | 0.23        | 158        | 18%         | 8.32             | 61        | 97.2%        | 343,100         | -2.9%        | 320,000        | -15.7%       | 342,432        | -3.9%        | 204        |
| May-18      | 22         | -29%        | 63           | -14%        | 0.35        | 171        | 21%         | 7.77             | 54        | 97.8%        | 339,400         | -3.2%        | 343,250        | -4.1%        | 333,252        | -10.3%       | 201        |
| Jun-18      | 14         | -39%        | 35           | -45%        | 0.40        | 164        | 10%         | 11.71            | 60        | 96.6%        | 341,900         | -2.5%        | 394,000        | 17.3%        | 354,554        | -0.6%        | 203        |
| Jul-18      | 24         | -25%        | 53           | 20%         | 0.45        | 153        | 15%         | 6.38             | 77        | 97.7%        | 340,800         | -2.4%        | 357,400        | -4.1%        | 363,092        | -6.2%        | 202        |
| Aug-18      | 22         | 29%         | 40           | -29%        | 0.55        | 143        | 2%          | 6.50             | 76        | 97.4%        | 341,500         | -3.3%        | 338,450        | -10.9%       | 349,922        | -5.7%        | 203        |
| Sep-18      | 17         | -11%        | 34           | -24%        | 0.50        | 129        | -6%         | 7.59             | 66        | 97.1%        | 337,800         | -5.3%        | 365,000        | 1.           |                |              |            |

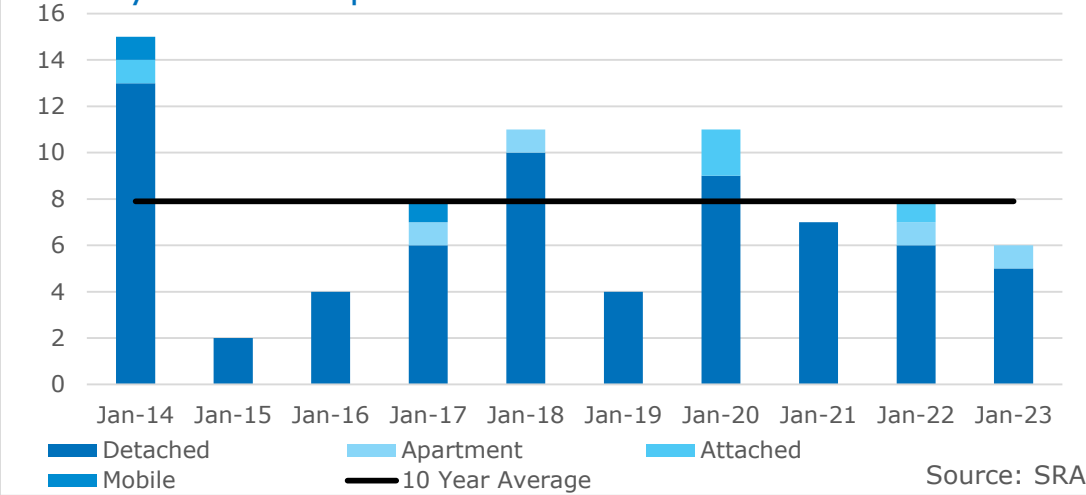
| WARMAN      |            |             |              |             |             |            |             |                  |           |              |                 |              |                |               |                |              |            |
|-------------|------------|-------------|--------------|-------------|-------------|------------|-------------|------------------|-----------|--------------|-----------------|--------------|----------------|---------------|----------------|--------------|------------|
|             | Sales      | Y/Y%        | New Listings | Y/Y%        | S/NL Ratio  | Inventory  | Y/Y%        | Months of Supply | DOM       | SP/LP        | Benchmark Price | Y/Y%         | Median Price   | Y/Y%          | Average Price  | Y/Y%         | Index      |
| Jan-19      | 12         | 9%          | 39           | -15%        | 0.31        | 103        | -12%        | 8.58             | 81        | 98.4%        | 339,700         | -0.1%        | 359,500        | 21.9%         | 331,233        | 15.3%        | 202        |
| Feb-19      | 9          | -25%        | 37           | -5%         | 0.24        | 117        | -10%        | 13.00            | 56        | 96.6%        | 327,000         | -4.0%        | 285,000        | -12.8%        | 333,461        | -10.3%       | 194        |
| Mar-19      | 20         | 0%          | 49           | 4%          | 0.41        | 128        | -8%         | 6.40             | 61        | 97.6%        | 332,800         | -1.5%        | 355,500        | 7.9%          | 364,820        | 7.8%         | 197        |
| Apr-19      | 31         | 63%         | 58           | -28%        | 0.53        | 129        | -18%        | 4.16             | 57        | 97.8%        | 338,800         | -1.3%        | 343,000        | 7.2%          | 329,819        | -3.7%        | 201        |
| May-19      | 28         | 27%         | 43           | -32%        | 0.65        | 120        | -30%        | 4.29             | 65        | 98.8%        | 340,800         | 0.4%         | 347,500        | 1.2%          | 357,534        | 7.3%         | 202        |
| Jun-19      | 16         | 14%         | 43           | 23%         | 0.37        | 123        | -25%        | 7.69             | 43        | 96.5%        | 343,200         | 0.4%         | 384,250        | -2.5%         | 404,494        | 14.1%        | 204        |
| Jul-19      | 14         | -42%        | 38           | -28%        | 0.37        | 122        | -20%        | 8.71             | 38        | 98.5%        | 343,400         | 0.8%         | 333,950        | -6.6%         | 334,957        | -7.7%        | 204        |
| Aug-19      | 16         | -27%        | 44           | 10%         | 0.36        | 122        | -15%        | 7.63             | 58        | 96.7%        | 337,800         | -1.1%        | 317,500        | -6.2%         | 305,325        | -12.7%       | 200        |
| Sep-19      | 15         | -12%        | 40           | 18%         | 0.38        | 122        | -5%         | 8.13             | 61        | 98.5%        | 329,600         | -2.4%        | 389,000        | 6.6%          | 389,290        | 0.3%         | 196        |
| Oct-19      | 12         | -29%        | 29           | -15%        | 0.41        | 113        | -5%         | 9.42             | 77        | 97.6%        | 328,900         | -1.2%        | 388,000        | 19.4%         | 398,739        | 17.5%        | 195        |
| Nov-19      | 8          | 14%         | 25           | 9%          | 0.32        | 109        | -4%         | 13.63            | 58        | 96.9%        | 325,700         | -1.0%        | 316,450        | -2.6%         | 327,925        | -2.0%        | 193        |
| Dec-19      | 8          | 0%          | 11           | -8%         | 0.73        | 92         | -1%         | 11.50            | 68        | 98.6%        | 326,600         | -1.5%        | 358,950        | 12.6%         | 382,550        | 23.5%        | 194        |
| <b>2019</b> | <b>189</b> | <b>-2%</b>  | <b>456</b>   | <b>-10%</b> | <b>0.41</b> | <b>117</b> | <b>-14%</b> | <b>7.41</b>      | <b>60</b> | <b>97.8%</b> | <b>334,525</b>  | <b>-1.0%</b> | <b>347,000</b> | <b>2.8%</b>   | <b>353,768</b> | <b>2.2%</b>  | <b>198</b> |
| Jan-20      | 15         | 25%         | 32           | -18%        | 0.47        | 96         | -7%         | 6.40             | 72        | 97.7%        | 337,500         | -0.6%        | 349,000        | -2.9%         | 361,967        | 9.3%         | 200        |
| Feb-20      | 8          | -11%        | 40           | 8%          | 0.20        | 111        | -5%         | 13.88            | 58        | 97.4%        | 339,300         | 3.8%         | 341,500        | 19.8%         | 329,875        | -1.1%        | 201        |
| Mar-20      | 13         | -35%        | 35           | -29%        | 0.37        | 118        | -8%         | 9.08             | 20        | 97.3%        | 334,900         | 0.6%         | 329,500        | -7.3%         | 395,685        | 8.5%         | 199        |
| Apr-20      | 10         | -68%        | 20           | -66%        | 0.50        | 111        | -14%        | 11.10            | 46        | 97.2%        | 336,100         | -0.8%        | 391,000        | 14.0%         | 432,620        | 31.2%        | 199        |
| May-20      | 18         | -36%        | 47           | 9%          | 0.38        | 122        | 2%          | 6.78             | 53        | 97.5%        | 338,400         | -0.7%        | 348,000        | 0.1%          | 349,983        | -2.1%        | 201        |
| Jun-20      | 34         | 113%        | 45           | 5%          | 0.76        | 114        | -7%         | 3.35             | 72        | 98.5%        | 350,900         | 2.2%         | 341,860        | -11.0%        | 364,421        | -9.9%        | 208        |
| Jul-20      | 44         | 214%        | 37           | -3%         | 1.19        | 89         | -27%        | 2.02             | 72        | 97.6%        | 361,900         | 5.4%         | 358,550        | 7.4%          | 394,575        | 17.8%        | 215        |
| Aug-20      | 37         | 131%        | 48           | 9%          | 0.77        | 87         | -29%        | 2.35             | 43        | 97.2%        | 364,700         | 8.0%         | 390,000        | 22.8%         | 393,841        | 29.0%        | 216        |
| Sep-20      | 33         | 120%        | 41           | 3%          | 0.80        | 79         | -35%        | 2.39             | 45        | 97.2%        | 366,200         | 11.1%        | 372,900        | -4.1%         | 379,363        | -2.6%        | 217        |
| Oct-20      | 21         | 75%         | 26           | -10%        | 0.81        | 70         | -38%        | 3.33             | 44        | 97.4%        | 368,300         | 12.0%        | 326,000        | -16.0%        | 361,583        | -9.3%        | 218        |
| Nov-20      | 22         | 175%        | 17           | -32%        | 1.29        | 51         | -53%        | 2.32             | 44        | 97.9%        | 370,100         | 13.6%        | 309,950        | -2.1%         | 339,568        | 3.6%         | 220        |
| Dec-20      | 9          | 13%         | 17           | 55%         | 0.53        | 50         | -46%        | 5.56             | 57        | 97.2%        | 358,800         | 9.9%         | 320,000        | -10.9%        | 339,600        | -11.2%       | 213        |
| <b>2020</b> | <b>264</b> | <b>40%</b>  | <b>405</b>   | <b>-11%</b> | <b>0.65</b> | <b>92</b>  | <b>-22%</b> | <b>4.16</b>      | <b>54</b> | <b>97.6%</b> | <b>352,258</b>  | <b>5.3%</b>  | <b>350,410</b> | <b>1.0%</b>   | <b>374,247</b> | <b>5.8%</b>  | <b>209</b> |
| Jan-21      | 17         | 13%         | 32           | 0%          | 0.53        | 56         | -42%        | 3.29             | 34        | 97.9%        | 356,400         | 5.6%         | 417,000        | 19.5%         | 400,529        | 10.7%        | 211        |
| Feb-21      | 24         | 200%        | 32           | -20%        | 0.75        | 57         | -49%        | 2.38             | 24        | 98.4%        | 378,600         | 11.6%        | 371,200        | 8.7%          | 369,258        | 11.9%        | 225        |
| Mar-21      | 28         | 115%        | 48           | 37%         | 0.58        | 70         | -41%        | 2.50             | 60        | 98.7%        | 385,500         | 15.1%        | 407,820        | 23.8%         | 408,434        | 3.2%         | 229        |
| Apr-21      | 43         | 330%        | 45           | 125%        | 0.96        | 67         | -40%        | 1.56             | 34        | 99.2%        | 392,800         | 16.9%        | 379,900        | -2.8%         | 375,238        | -13.3%       | 233        |
| May-21      | 34         | 89%         | 50           | 6%          | 0.68        | 72         | -41%        | 2.12             | 32        | 99.1%        | 400,700         | 18.4%        | 411,000        | 18.1%         | 410,860        | 17.4%        | 238        |
| Jun-21      | 42         | 24%         | 45           | 0%          | 0.93        | 66         | -42%        | 1.57             | 34        | 99.5%        | 399,000         | 13.7%        | 362,500        | 6.0%          | 383,076        | 5.1%         | 237        |
| Jul-21      | 23         | -48%        | 26           | -30%        | 0.88        | 60         | -33%        | 2.61             | 39        | 99.1%        | 401,000         | 10.8%        | 410,000        | 14.3%         | 388,878        | -1.4%        | 238        |
| Aug-21      | 23         | -38%        | 40           | -17%        | 0.58        | 62         | -29%        | 2.70             | 47        | 98.7%        | 404,200         | 10.8%        | 395,000        | 1.3%          | 403,324        | 2.4%         | 240        |
| Sep-21      | 27         | -18%        | 26           | -37%        | 1.04        | 51         | -35%        | 1.89             | 46        | 98.8%        | 409,300         | 11.8%        | 372,000        | -0.2%         | 390,020        | 2.8%         | 243        |
| Oct-21      | 24         | 14%         | 19           | -27%        | 1.26        | 38         | -46%        | 1.58             | 34        | 98.8%        | 409,800         | 11.3%        | 399,900        | 22.7%         | 393,852        | 8.9%         | 243        |
| Nov-21      | 19         | -14%        | 30           | 76%         | 0.63        | 44         | -14%        | 2.32             | 35        | 98.7%        | 405,400         | 9.5%         | 405,000        | 30.7%         | 398,511        | 17.4%        | 241        |
| Dec-21      | 14         | 56%         | 12           | -29%        | 1.17        | 36         | -28%        | 2.57             | 28        | 99.4%        | 400,700         | 11.7%        | 430,000        | 34.4%         | 426,047        | 25.5%        | 238        |
| <b>2021</b> | <b>318</b> | <b>20%</b>  | <b>405</b>   | <b>0%</b>   | <b>0.79</b> | <b>57</b>  | <b>-38%</b> | <b>2.14</b>      | <b>37</b> | <b>98.9%</b> | <b>395,283</b>  | <b>12.2%</b> | <b>385,000</b> | <b>9.9%</b>   | <b>393,211</b> | <b>5.1%</b>  | <b>234</b> |
| Jan-22      | 16         | -6%         | 26           | -19%        | 0.62        | 39         | -30%        | 2.44             | 57        | 97.9%        | 402,800         | 13.0%        | 359,950        | -13.7%        | 354,928        | -11.4%       | 239        |
| Feb-22      | 23         | -4%         | 29           | -9%         | 0.79        | 41         | -28%        | 1.78             | 37        | 98.9%        | 406,900         | 7.5%         | 412,900        | 11.2%         | 436,604        | 18.2%        | 241        |
| Mar-22      | 24         | -14%        | 41           | -15%        | 0.59        | 52         | -26%        | 2.17             | 21        | 99.6%        | 418,800         | 8.6%         | 395,500        | -3.0%         | 411,964        | 0.9%         | 248        |
| Apr-22      | 32         | -26%        | 42           | -7%         | 0.76        | 54         | -19%        | 1.69             | 31        | 99.4%        | 429,200         | 9.3%         | 416,000        | 9.5%          | 437,950        | 16.7%        | 255        |
| May-22      | 31         | -9%         | 43           | -14%        | 0.72        | 60         | -17%        | 1.94             | 30        | 100.3%       | 438,200         | 9.4%         | 432,000        | 5.1%          | 432,186        | 5.2%         | 260        |
| Jun-22      | 35         | -17%        | 50           | 11%         | 0.70        | 65         | -2%         | 1.86             | 27        | 100.1%       | 442,400         | 10.9%        | 390,000        | 7.6%          | 380,961        | -0.6%        | 262        |
| Jul-22      | 30         | 30%         | 45           | 73%         | 0.67        | 66         | 10%         | 2.20             | 29        | 99.4%        | 434,400         | 8.3%         | 372,500        | -9.1%         | 400,723        | 3.0%         | 258        |
| Aug-22      | 26         | 13%         | 32           | -20%        | 0.81        | 61         | -2%         | 2.35             | 27        | 98.4%        | 433,500         | 7.2%         | 391,200        | -1.0%         | 405,761        | 0.6%         | 257        |
| Sep-22      | 16         | -41%        | 27           | 4%          | 0.59        | 61         | 20%         | 3.81             | 47        | 97.6%        | 430,400         | 5.2%         | 389,000        | 4.6%          | 381,522        | -2.2%        | 255        |
| Oct-22      | 19         | -21%        | 32           | 68%         | 0.59        | 65         | 71%         | 3.42             | 33        | 98.6%        | 419,700         | 2.4%         | 454,000        | 13.5%         | 447,484        | 13.6%        | 249        |
| Nov-22      | 12         | -37%        | 15           | -50%        | 0.80        | 58         | 32%         | 4.83             | 59        | 98.1%        | 423,800         | 4.5%         | 373,750        | -7.7%         | 382,500        | -4.0%        | 251        |
| Dec-22      | 6          | -57%        | 11           | -8%         | 0.55        | 52         | 44%         | 8.67             | 54        | 97.5%        | 409,000         | 2.1%         | 382,450        | -11.1%        | 362,525        | -14.9%       | 243        |
| <b>2022</b> | <b>270</b> | <b>-15%</b> | <b>393</b>   | <b>-3%</b>  | <b>0.69</b> | <b>56</b>  | <b>-1%</b>  | <b>2.50</b>      | <b>34</b> | <b>99.1%</b> | <b>424,092</b>  | <b>7.3%</b>  | <b>395,000</b> | <b>2.6%</b>   | <b>408,507</b> | <b>3.9%</b>  | <b>252</b> |
| Jan-23      | 10         | -38%        | 24           | -8%         | 0.42        | 57         | 46%         | 5.70             | 42        | 96.4%        | 413,100         | 2.6%         | 322,450        | -10.4%        | 351,280        | -1.0%        | 245        |
| Feb-23      |            |             |              |             |             |            |             |                  |           |              |                 |              |                |               |                |              |            |
| Mar-23      |            |             |              |             |             |            |             |                  |           |              |                 |              |                |               |                |              |            |
| Apr-23      |            |             |              |             |             |            |             |                  |           |              |                 |              |                |               |                |              |            |
| May-23      |            |             |              |             |             |            |             |                  |           |              |                 |              |                |               |                |              |            |
| Jun-23      |            |             |              |             |             |            |             |                  |           |              |                 |              |                |               |                |              |            |
| Jul-23      |            |             |              |             |             |            |             |                  |           |              |                 |              |                |               |                |              |            |
| Aug-23      |            |             |              |             |             |            |             |                  |           |              |                 |              |                |               |                |              |            |
| Sep-23      |            |             |              |             |             |            |             |                  |           |              |                 |              |                |               |                |              |            |
| Oct-23      |            |             |              |             |             |            |             |                  |           |              |                 |              |                |               |                |              |            |
| Nov-23      |            |             |              |             |             |            |             |                  |           |              |                 |              |                |               |                |              |            |
| Dec-23      |            |             |              |             |             |            |             |                  |           |              |                 |              |                |               |                |              |            |
| <b>2023</b> | <b>10</b>  | <b>-38%</b> | <b>24</b>    | <b>-8%</b>  | <b>0.42</b> | <b>57</b>  | <b>46%</b>  | <b>5.70</b>      | <b>42</b> | <b>96.4%</b> | <b>413,100</b>  | <b>2.6%</b>  | <b>322,450</b> | <b>-10.4%</b> | <b>351,280</b> | <b>-1.0%</b> | <b>245</b> |

| WARMAN      |            |             |              |             |             |            |             |                  |           |              |                 |              |                |              |                |              |            |
|-------------|------------|-------------|--------------|-------------|-------------|------------|-------------|------------------|-----------|--------------|-----------------|--------------|----------------|--------------|----------------|--------------|------------|
|             | Sales      | Y/Y%        | New Listings | Y/Y%        | S/NL Ratio  | Inventory  | Y/Y%        | Months of Supply | DOM       | SP/LP        | Benchmark Price | Y/Y%         | Median Price   | Y/Y%         | Average Price  | Y/Y%         | Index      |
| Jan-13      | 15         | 67%         | 40           | 18%         | 0.38        | 68         | 8%          | 4.53             | 50        | 99.1%        | 357,900         | -0.1%        | 348,000        | -3.3%        | 361,347        | -3.3%        | 212        |
| Feb-13      | 13         | 0%          | 42           | 45%         | 0.31        | 79         | 10%         | 6.08             | 53        | 97.5%        | 369,600         | 0.2%         | 365,500        | 10.4%        | 378,308        | 15.6%        | 219        |
| Mar-13      | 29         | 71%         | 38           | -21%        | 0.76        | 78         | -8%         | 2.69             | 38        | 98.8%        | 367,800         | 2.9%         | 380,000        | 7.8%         | 389,297        | 7.0%         | 218        |
| Apr-13      | 22         | -12%        | 42           | 17%         | 0.52        | 81         | 0%          | 3.68             | 45        | 99.1%        | 368,600         | 1.0%         | 403,900        | 13.8%        | 406,659        | 7.8%         | 219        |
| May-13      | 25         | -22%        | 52           | 53%         | 0.48        | 95         | 32%         | 3.80             | 45        | 99.5%        | 368,000         | 0.1%         | 374,000        | 3.6%         | 394,924        | 8.2%         | 218        |
| Jun-13      | 24         | 60%         | 33           | 57%         | 0.73        | 86         | 37%         | 3.58             | 46        | 99.1%        | 372,800         | 0.9%         | 383,500        | 0.1%         | 375,267        | 2.8%         | 221        |
| Jul-13      | 24         | 26%         | 35           | 119%        | 0.69        | 81         | 59%         | 3.38             | 70        | 98.6%        | 373,900         | -0.8%        | 400,750        | 9.9%         | 406,536        | 6.5%         | 222        |
| Aug-13      | 19         | 27%         | 39           | 15%         | 0.49        | 84         | 31%         | 4.42             | 27        | 98.3%        | 375,500         | -0.2%        | 373,000        | -5.6%        | 383,245        | -1.0%        | 223        |
| Sep-13      | 17         | 55%         | 48           | 85%         | 0.35        | 93         | 37%         | 5.47             | 27        | 99.2%        | 371,300         | -3.0%        | 354,000        | -1.7%        | 358,382        | -5.9%        | 220        |
| Oct-13      | 14         | -22%        | 45           | 114%        | 0.31        | 101        | 71%         | 7.21             | 45        | 98.2%        | 368,400         | 0.4%         | 311,350        | -14.5%       | 318,136        | -12.2%       | 219        |
| Nov-13      | 13         | 8%          | 43           | 30%         | 0.30        | 106        | 58%         | 8.15             | 46        | 97.8%        | 368,400         | 1.9%         | 415,000        | 19.6%        | 420,246        | 26.3%        | 219        |
| Dec-13      | 13         | 30%         | 15           | 7%          | 0.87        | 89         | 62%         | 6.85             | 68        | 98.0%        | 362,100         | 0.6%         | 365,000        | 4.7%         | 352,869        | -5.1%        | 215        |
| <b>2013</b> | <b>228</b> | <b>16%</b>  | <b>472</b>   | <b>36%</b>  | <b>0.48</b> | <b>87</b>  | <b>30%</b>  | <b>4.57</b>      | <b>49</b> | <b>98.7%</b> | <b>368,692</b>  | <b>0.3%</b>  | <b>373,250</b> | <b>3.7%</b>  | <b>381,970</b> | <b>4.2%</b>  | <b>219</b> |
| Jan-14      | 10         | -33%        | 39           | -3%         | 0.26        | 93         | 37%         | 9.30             | 59        | 98.0%        | 369,800         | 3.3%         | 350,200        | 0.6%         | 381,460        | 5.6%         | 219        |
| Feb-14      | 14         | 8%          | 58           | 38%         | 0.24        | 113        | 43%         | 8.07             | 55        | 98.9%        | 371,200         | 0.4%         | 384,950        | 5.3%         | 369,836        | -2.2%        | 220        |
| Mar-14      | 30         | 3%          | 41           | 8%          | 0.73        | 105        | 35%         | 3.50             | 72        | 99.1%        | 368,000         | 0.1%         | 365,950        | -3.7%        | 372,143        | -4.4%        | 218        |
| Apr-14      | 22         | 0%          | 62           | 48%         | 0.35        | 123        | 52%         | 5.59             | 59        | 98.6%        | 366,700         | -0.5%        | 386,450        | -4.3%        | 374,159        | -8.0%        | 218        |
| May-14      | 35         | 40%         | 58           | 12%         | 0.60        | 121        | 27%         | 3.46             | 50        | 99.2%        | 375,500         | 2.0%         | 375,000        | 0.3%         | 393,183        | -0.4%        | 223        |
| Jun-14      | 33         | 38%         | 65           | 97%         | 0.51        | 133        | 55%         | 4.03             | 50        | 98.7%        | 379,600         | 1.8%         | 390,000        | 1.7%         | 395,456        | 5.4%         | 225        |
| Jul-14      | 32         | 33%         | 60           | 71%         | 0.53        | 128        | 58%         | 4.00             | 47        | 98.6%        | 379,900         | 1.6%         | 367,500        | -8.3%        | 384,895        | -5.3%        | 225        |
| Aug-14      | 21         | 11%         | 44           | 13%         | 0.48        | 122        | 45%         | 5.81             | 60        | 98.3%        | 382,200         | 1.8%         | 380,000        | 1.9%         | 379,890        | -0.9%        | 227        |
| Sep-14      | 33         | 94%         | 68           | 42%         | 0.49        | 129        | 39%         | 3.91             | 49        | 98.3%        | 376,700         | 1.5%         | 353,000        | -0.3%        | 377,039        | 5.2%         | 223        |
| Oct-14      | 19         | 36%         | 55           | 22%         | 0.35        | 137        | 36%         | 7.21             | 46        | 100.0%       | 375,900         | 2.0%         | 337,000        | 8.2%         | 394,518        | 24.0%        | 223        |
| Nov-14      | 13         | 0%          | 32           | -26%        | 0.41        | 135        | 27%         | 10.38            | 43        | 98.7%        | 369,500         | 0.3%         | 403,000        | -2.9%        | 390,223        | -7.1%        | 219        |
| Dec-14      | 13         | 0%          | 22           | 47%         | 0.59        | 117        | 31%         | 9.00             | 61        | 97.6%        | 372,600         | 2.9%         | 391,000        | 7.1%         | 400,223        | 13.4%        | 221        |
| <b>2014</b> | <b>275</b> | <b>21%</b>  | <b>604</b>   | <b>28%</b>  | <b>0.46</b> | <b>121</b> | <b>40%</b>  | <b>5.29</b>      | <b>54</b> | <b>98.8%</b> | <b>373,967</b>  | <b>1.4%</b>  | <b>375,000</b> | <b>0.5%</b>  | <b>384,392</b> | <b>0.6%</b>  | <b>222</b> |
| Jan-15      | 16         | 60%         | 56           | 44%         | 0.29        | 127        | 37%         | 7.94             | 70        | 98.4%        | 372,800         | 0.8%         | 357,900        | 2.2%         | 356,294        | -6.6%        | 221        |
| Feb-15      | 18         | 29%         | 41           | -29%        | 0.44        | 133        | 18%         | 7.39             | 61        | 98.7%        | 369,600         | -0.4%        | 360,000        | -6.5%        | 372,667        | 0.8%         | 219        |
| Mar-15      | 27         | -10%        | 61           | 49%         | 0.44        | 143        | 36%         | 5.30             | 49        | 98.8%        | 371,500         | 1.0%         | 361,000        | -1.4%        | 380,330        | 2.2%         | 220        |
| Apr-15      | 28         | 27%         | 58           | -6%         | 0.48        | 151        | 23%         | 5.39             | 56        | 99.2%        | 371,400         | 1.3%         | 347,400        | -10.1%       | 366,211        | -2.1%        | 220        |
| May-15      | 34         | -3%         | 58           | 0%          | 0.59        | 150        | 24%         | 4.41             | 76        | 98.6%        | 370,100         | -1.4%        | 375,500        | 0.1%         | 393,466        | 0.1%         | 220        |
| Jun-15      | 28         | -15%        | 53           | -18%        | 0.53        | 147        | 11%         | 5.25             | 57        | 98.7%        | 369,400         | -2.7%        | 376,500        | -3.5%        | 370,779        | -6.2%        | 219        |
| Jul-15      | 24         | -25%        | 61           | 2%          | 0.39        | 145        | 13%         | 6.04             | 62        | 99.3%        | 374,100         | -1.5%        | 365,500        | -0.5%        | 374,383        | -2.7%        | 222        |
| Aug-15      | 16         | -24%        | 45           | 2%          | 0.36        | 146        | 20%         | 9.13             | 53        | 97.2%        | 370,600         | -3.0%        | 358,000        | -5.8%        | 365,525        | -3.8%        | 220        |
| Sep-15      | 25         | -24%        | 49           | -28%        | 0.51        | 131        | 2%          | 5.24             | 54        | 98.0%        | 370,900         | -1.5%        | 367,000        | 4.0%         | 375,324        | -0.5%        | 220        |
| Oct-15      | 16         | -16%        | 31           | -44%        | 0.52        | 113        | -18%        | 7.06             | 54        | 99.3%        | 370,800         | -1.4%        | 412,400        | 22.4%        | 398,288        | 1.0%         | 220        |
| Nov-15      | 17         | 31%         | 40           | 25%         | 0.43        | 108        | -20%        | 6.35             | 64        | 98.5%        | 373,800         | 1.2%         | 374,000        | -7.2%        | 379,253        | -2.8%        | 222        |
| Dec-15      | 11         | -15%        | 20           | -9%         | 0.55        | 95         | -19%        | 8.64             | 69        | 97.4%        | 378,000         | 1.4%         | 359,000        | -8.2%        | 398,355        | -0.5%        | 224        |
| <b>2015</b> | <b>260</b> | <b>-5%</b>  | <b>573</b>   | <b>-5%</b>  | <b>0.45</b> | <b>132</b> | <b>9%</b>   | <b>6.11</b>      | <b>60</b> | <b>98.6%</b> | <b>371,917</b>  | <b>-0.5%</b> | <b>365,500</b> | <b>-2.5%</b> | <b>377,345</b> | <b>-1.8%</b> | <b>221</b> |
| Jan-16      | 9          | -44%        | 41           | -27%        | 0.22        | 108        | -15%        | 12.00            | 61        | 97.7%        | 367,300         | -1.5%        | 392,500        | 9.7%         | 403,100        | 13.1%        | 218        |
| Feb-16      | 18         | 0%          | 41           | 0%          | 0.44        | 115        | -14%        | 6.39             | 71        | 98.8%        | 366,200         | -0.9%        | 343,450        | -4.6%        | 360,956        | -3.1%        | 217        |
| Mar-16      | 14         | -48%        | 50           | -18%        | 0.28        | 128        | -10%        | 9.14             | 57        | 98.5%        | 374,100         | 0.7%         | 371,250        | 2.8%         | 396,493        | 4.2%         | 222        |
| Apr-16      | 22         | -21%        | 55           | -5%         | 0.40        | 125        | -17%        | 5.68             | 71        | 98.6%        | 365,800         | -1.5%        | 400,000        | 15.1%        | 384,977        | 5.1%         | 217        |
| May-16      | 14         | -59%        | 39           | -33%        | 0.36        | 128        | -15%        | 9.14             | 35        | 98.3%        | 364,200         | -1.6%        | 357,500        | -4.8%        | 368,793        | -6.3%        | 216        |
| Jun-16      | 24         | -14%        | 39           | -26%        | 0.62        | 115        | -22%        | 4.79             | 70        | 99.0%        | 366,200         | -0.9%        | 345,000        | -8.4%        | 367,367        | -0.9%        | 217        |
| Jul-16      | 18         | -25%        | 36           | -41%        | 0.50        | 104        | -28%        | 5.78             | 52        | 98.5%        | 374,000         | 0.0%         | 357,450        | -2.2%        | 374,039        | -0.1%        | 222        |
| Aug-16      | 14         | -13%        | 41           | -9%         | 0.34        | 110        | -25%        | 7.86             | 58        | 99.0%        | 371,300         | 0.2%         | 400,000        | 11.7%        | 387,536        | 6.0%         | 220        |
| Sep-16      | 19         | -24%        | 39           | -20%        | 0.49        | 95         | -27%        | 5.00             | 56        | 98.9%        | 370,900         | 0.0%         | 363,500        | -1.0%        | 367,721        | -2.0%        | 220        |
| Oct-16      | 13         | -19%        | 35           | 13%         | 0.37        | 93         | -18%        | 7.15             | 54        | 99.0%        | 363,000         | -2.1%        | 373,000        | -9.6%        | 375,015        | -5.8%        | 215        |
| Nov-16      | 8          | -53%        | 37           | -8%         | 0.22        | 89         | -18%        | 11.13            | 59        | 98.2%        | 362,300         | -3.1%        | 334,950        | -10.4%       | 366,475        | -3.4%        | 215        |
| Dec-16      | 9          | -18%        | 23           | 15%         | 0.39        | 79         | -17%        | 8.78             | 71        | 97.9%        | 358,000         | -5.3%        | 338,500        | -5.7%        | 359,556        | -9.7%        | 212        |
| <b>2016</b> | <b>182</b> | <b>-30%</b> | <b>476</b>   | <b>-17%</b> | <b>0.38</b> | <b>107</b> | <b>-19%</b> | <b>7.08</b>      | <b>60</b> | <b>98.6%</b> | <b>366,942</b>  | <b>-1.3%</b> | <b>363,000</b> | <b>-0.7%</b> | <b>375,348</b> | <b>-0.5%</b> | <b>218</b> |
| Jan-17      | 14         | 56%         | 38           | -7%         | 0.37        | 83         | -23%        | 5.93             | 55        | 97.7%        | 349,600         | -4.8%        | 381,750        | -2.7%        | 386,021        | -4.2%        | 207        |
| Feb-17      | 14         | -22%        | 31           | -24%        | 0.45        | 84         | -27%        | 6.00             | 52        | 98.1%        | 349,100         | -4.7%        | 407,000        | 18.5%        | 407,236        | 12.8%        | 207        |
| Mar-17      | 18         | 29%         | 41           | -18%        | 0.44        | 88         | -31%        | 4.89             | 53        | 97.6%        | 365,500         | -2.3%        | 376,250        | 1.3%         | 390,575        | -1.5%        | 217        |
| Apr-17      | 15         | -32%        | 50           | -9%         | 0.30        | 102        | -18%        | 6.80             | 33        | 97.9%        | 369,700         | 1.1%         | 380,000        | -5.0%        | 373,753        | -2.9%        | 219        |
| May-17      | 26         | 86%         | 65           | 67%         | 0.40        | 112        | -13%        | 4.31             | 48        | 98.1%        | 366,500         | 0.6%         | 374,000        | 4.6%         | 392,558        | 6.4%         | 217        |
| Jun-17      | 18         | -25%        | 54           | 38%         | 0.33        | 121        | 5%          | 6.72             | 35        | 97.8%        | 366,600         | 0.1%         | 371,000        | 7.5%         | 388,689        | 5.8%         | 217        |
| Jul-17      | 29         | 61%         | 36           | 0%          | 0.81        | 106        | 2%          | 3.66             | 55        | 97.7%        | 364,100         | -2.6%        | 375,000        | 4.9%         | 394,031        | 5.3%         | 216        |
| Aug-17      | 14         | 0%          | 45           | 10%         | 0.31        | 111        | 1%          | 7.93             | 50        | 98.8%        | 369,100         | -0.6%        | 387,500        | -3.1%        | 379,200        | -2.2%        | 219        |
| Sep-17      | 15         | -21%        | 35           | -10%        | 0.43        | 108        | 14%         | 7.20             | 55        | 96.3%        | 372,200         | 0.4%         | 380,000        | 4.5%         | 449,733        | 22.3%        | 221        |
| Oct-17      | 19         | 46%         | 38           | 9%          | 0.50        | 97         | 4%          | 5.11             | 48        | 96.5%        | 370,400         | 2.0%         | 390,000        | 4.6%         | 390,547        | 4.1%         | 220        |
| Nov-17      | 16         | 100%        | 36           | -3%         | 0.44        | 92         | 3%          | 5.75             | 59        | 97.4%        | 366,600         | 1.2%         | 351,250        | 4.9%         | 360,369        | -1.7%        | 217        |
| Dec-17      | 4          | -56%        | 16           | -30%        | 0.25        | 80         | 1%          | 20.00            | 42        | 97.6%        | 351,400         | -1.8%        | 328,200        | -3.0%        | 395,350        | 10.0%        | 208        |
| <b>2017</b> | <b>202</b> | <b>11%</b>  | <b>485</b>   | <b>2%</b>   | <b>0.42</b> | <b>99</b>  | <b>-8%</b>  | <b>5.86</b>      | <b>49</b> | <b>97.6%</b> | <b>363,400</b>  | <b>-1.0%</b> | <b>378,500</b> | <b>4.3%</b>  | <b>392,052</b> | <b>4.5%</b>  | <b>216</b> |
| Jan-18      | 7          | -50%        | 36           | -5%         | 0.19        | 90         | 8%          | 12.86            | 67        | 96.4%        | 352,900         | 0.9%         | 330,000        | -13.6%       | 326,971        | -15.3%       | 209        |
| Feb-18      | 8          | -43%        | 28           | -10%        | 0.29        | 101        | 20%         | 12.63            | 33        | 96.6%        | 353,000         | 1.1%         | 367,750        | -9.6%        | 440,500        | 8.2%         | 209        |
| Mar-18      | 17         | -6%         | 33           | -20%        | 0.52        | 103        | 17%         | 6.06             | 73        | 97.0%        | 350,000         | -4.2%        | 348,000        | -7.5%        | 349,941        | -10.4%       | 208        |
| Apr-18      | 14         | -7%         | 65           | 30%         | 0.22        | 117        | 15%         | 8.36             | 66        | 97.3%        | 355,700         | -3.8%        | 378,700        | -3.6%        | 376,514        | 0.7%         | 211        |
| May-18      | 18         | -31%        | 54           | -17%        | 0.33        | 130        | 16%         | 7.22             | 54        | 98.2%        | 351,000         | -4.2%        | 360,000        | -3.7%        | 350,558        | -10.7%       | 208        |
| Jun-18      | 9          | -50%        | 26           | -52%        | 0.35        | 123        | 2%          | 13.67            | 52        | 96.9%        | 353,900         | -3.5%        | 415,000        | 11.9%        | 425,889        | 9.6%         | 210        |
| Jul-18      | 19         | -34%        | 40           | 11%         | 0.48        | 114        | 8%          | 6.00             | 69        | 98.3%        | 352,400         | -3.2%        | 367,500        | -2.0%        | 383,295        | -2.7%        | 209        |
| Aug-18      | 20         | 43%         | 30           | -33%        | 0.67        | 105        | -5%         | 5.25             | 66        | 97.2%        | 352,700         | -4.4%        | 353,200        | -8.9%        | 355,769        | -6.2%        | 209        |
| Sep-18      | 12         | -20%        | 26           | -26%        | 0.46        | 94         | -13%        | 7.83             | 76        | 96.9%        | 349,000         | -6.2%        | 394,000        | 3.7%         | 429,529        | -4.5%        | 207        |
|             |            |             |              |             |             |            |             |                  |           |              |                 |              |                |              |                |              |            |



| WARMAN      |            |             |              |             |             |           |             |                  |           |              |                 |              |                |              |                |              |            |
|-------------|------------|-------------|--------------|-------------|-------------|-----------|-------------|------------------|-----------|--------------|-----------------|--------------|----------------|--------------|----------------|--------------|------------|
|             | Sales      | Y/Y%        | New Listings | Y/Y%        | S/NL Ratio  | Inventory | Y/Y%        | Months of Supply | DOM       | SP/LP        | Benchmark Price | Y/Y%         | Median Price   | Y/Y%         | Average Price  | Y/Y%         | Index      |
| Jan-19      | 10         | 43%         | 31           | -14%        | 0.32        | 79        | -12%        | 7.90             | 51        | 98.9%        | 351,300         | -0.5%        | 374,500        | 13.5%        | 348,590        | 6.6%         | 208        |
| Feb-19      | 7          | -13%        | 23           | -18%        | 0.30        | 81        | -20%        | 11.57            | 59        | 96.8%        | 338,600         | -4.1%        | 351,250        | -4.5%        | 362,593        | -17.7%       | 201        |
| Mar-19      | 16         | -6%         | 38           | 15%         | 0.42        | 92        | -11%        | 5.75             | 61        | 97.5%        | 344,700         | -1.5%        | 362,500        | 4.2%         | 380,719        | 8.8%         | 204        |
| Apr-19      | 19         | 36%         | 37           | -43%        | 0.51        | 91        | -22%        | 4.79             | 64        | 97.3%        | 351,400         | -1.2%        | 355,000        | -6.3%        | 361,811        | -3.9%        | 208        |
| May-19      | 22         | 22%         | 28           | -48%        | 0.79        | 84        | -35%        | 3.82             | 66        | 99.1%        | 353,200         | 0.6%         | 387,000        | 7.5%         | 388,612        | 10.9%        | 210        |
| Jun-19      | 13         | 44%         | 32           | 23%         | 0.41        | 86        | -30%        | 6.62             | 43        | 96.6%        | 356,100         | 0.6%         | 419,000        | 1.0%         | 444,031        | 4.3%         | 211        |
| Jul-19      | 11         | -42%        | 25           | -38%        | 0.44        | 81        | -29%        | 7.36             | 44        | 98.3%        | 356,000         | 1.0%         | 365,000        | -0.7%        | 342,682        | -10.6%       | 211        |
| Aug-19      | 10         | -50%        | 34           | 13%         | 0.29        | 88        | -16%        | 8.80             | 65        | 97.5%        | 350,000         | -0.8%        | 341,750        | -3.2%        | 360,090        | 1.2%         | 208        |
| Sep-19      | 14         | 17%         | 35           | 35%         | 0.40        | 90        | -4%         | 6.43             | 54        | 98.5%        | 340,300         | -2.5%        | 389,500        | -1.1%        | 396,025        | -7.8%        | 202        |
| Oct-19      | 11         | -21%        | 19           | -30%        | 0.58        | 82        | -6%         | 7.45             | 81        | 97.5%        | 340,300         | -0.9%        | 412,000        | 21.9%        | 414,170        | 15.5%        | 202        |
| Nov-19      | 7          | 17%         | 20           | -5%         | 0.35        | 76        | -8%         | 10.86            | 65        | 95.9%        | 336,600         | -0.6%        | 300,000        | -11.8%       | 327,214        | -6.8%        | 200        |
| Dec-19      | 5          | 0%          | 7            | -36%        | 0.71        | 67        | -6%         | 13.40            | 45        | 98.7%        | 337,400         | -1.5%        | 445,000        | 36.5%        | 445,000        | 33.3%        | 200        |
| <b>2019</b> | <b>145</b> | <b>-3%</b>  | <b>329</b>   | <b>-17%</b> | <b>0.44</b> | <b>83</b> | <b>-18%</b> | <b>6.88</b>      | <b>59</b> | <b>97.8%</b> | <b>346,325</b>  | <b>-0.9%</b> | <b>366,500</b> | <b>2.4%</b>  | <b>381,365</b> | <b>2.3%</b>  | <b>205</b> |
| Jan-20      | 11         | 10%         | 22           | -29%        | 0.50        | 66        | -16%        | 6.00             | 63        | 98.1%        | 349,200         | -0.6%        | 371,110        | -0.9%        | 413,774        | 18.7%        | 207        |
| Feb-20      | 6          | -14%        | 28           | 22%         | 0.21        | 77        | -5%         | 12.83            | 40        | 97.8%        | 351,800         | 3.9%         | 343,500        | -2.2%        | 374,667        | 3.3%         | 209        |
| Mar-20      | 9          | -44%        | 26           | -32%        | 0.35        | 82        | -11%        | 9.11             | 20        | 98.4%        | 346,400         | 0.5%         | 360,000        | -0.7%        | 394,878        | 3.7%         | 206        |
| Apr-20      | 9          | -53%        | 12           | -68%        | 0.75        | 74        | -19%        | 8.22             | 46        | 97.2%        | 347,500         | -1.1%        | 398,000        | 12.1%        | 446,578        | 23.4%        | 206        |
| May-20      | 16         | -27%        | 36           | 29%         | 0.44        | 79        | -6%         | 4.94             | 45        | 97.7%        | 349,600         | -1.0%        | 351,250        | -9.2%        | 365,925        | -5.8%        | 207        |
| Jun-20      | 23         | 77%         | 33           | 3%          | 0.70        | 81        | -6%         | 3.52             | 86        | 97.8%        | 363,700         | 2.1%         | 395,000        | -5.7%        | 398,509        | -10.3%       | 216        |
| Jul-20      | 41         | 273%        | 28           | 12%         | 1.46        | 58        | -28%        | 1.41             | 66        | 97.6%        | 374,700         | 5.3%         | 370,000        | 1.4%         | 401,715        | 17.2%        | 222        |
| Aug-20      | 30         | 200%        | 33           | -3%         | 0.91        | 51        | -42%        | 1.70             | 43        | 97.3%        | 377,900         | 8.0%         | 402,500        | 17.8%        | 427,070        | 18.6%        | 224        |
| Sep-20      | 25         | 79%         | 33           | -6%         | 0.76        | 47        | -48%        | 1.88             | 44        | 97.0%        | 379,800         | 11.6%        | 390,000        | 0.1%         | 403,380        | 1.9%         | 225        |
| Oct-20      | 16         | 45%         | 20           | 5%          | 0.80        | 44        | -46%        | 2.75             | 37        | 97.5%        | 383,100         | 12.6%        | 410,750        | -0.3%        | 393,281        | -5.0%        | 227        |
| Nov-20      | 18         | 157%        | 12           | -40%        | 1.50        | 26        | -66%        | 1.44             | 33        | 98.5%        | 386,100         | 14.7%        | 340,500        | 13.5%        | 367,833        | 12.4%        | 229        |
| Dec-20      | 5          | 0%          | 10           | 43%         | 0.50        | 27        | -60%        | 5.40             | 60        | 97.7%        | 372,600         | 10.4%        | 320,000        | -28.1%       | 368,200        | -17.3%       | 221        |
| <b>2020</b> | <b>209</b> | <b>44%</b>  | <b>293</b>   | <b>-11%</b> | <b>0.71</b> | <b>59</b> | <b>-29%</b> | <b>3.41</b>      | <b>52</b> | <b>97.6%</b> | <b>365,200</b>  | <b>5.5%</b>  | <b>380,000</b> | <b>3.7%</b>  | <b>399,591</b> | <b>4.8%</b>  | <b>217</b> |
| Jan-21      | 14         | 27%         | 25           | 14%         | 0.56        | 34        | -48%        | 2.43             | 32        | 97.9%        | 369,200         | 5.7%         | 423,500        | 14.1%        | 417,595        | 0.9%         | 219        |
| Feb-21      | 20         | 233%        | 21           | -25%        | 0.95        | 30        | -61%        | 1.50             | 24        | 98.6%        | 392,900         | 11.7%        | 394,500        | 14.8%        | 394,890        | 5.4%         | 233        |
| Mar-21      | 19         | 111%        | 33           | 27%         | 0.58        | 39        | -52%        | 2.05             | 51        | 99.0%        | 401,000         | 15.8%        | 477,900        | 32.8%        | 472,032        | 19.5%        | 238        |
| Apr-21      | 30         | 233%        | 37           | 208%        | 0.81        | 43        | -42%        | 1.43             | 27        | 99.3%        | 407,500         | 17.3%        | 407,550        | 2.4%         | 416,047        | -6.8%        | 242        |
| May-21      | 28         | 75%         | 43           | 19%         | 0.65        | 49        | -38%        | 1.75             | 30        | 99.3%        | 416,300         | 19.1%        | 422,850        | 20.4%        | 442,580        | 20.9%        | 247        |
| Jun-21      | 33         | 43%         | 26           | -21%        | 1.27        | 39        | -52%        | 1.18             | 32        | 99.6%        | 415,100         | 14.1%        | 420,000        | 6.3%         | 410,093        | 2.9%         | 246        |
| Jul-21      | 21         | -49%        | 20           | -29%        | 1.05        | 31        | -47%        | 1.48             | 41        | 99.2%        | 417,600         | 11.4%        | 420,000        | 13.5%        | 404,771        | 0.8%         | 248        |
| Aug-21      | 15         | -50%        | 35           | 6%          | 0.43        | 42        | -18%        | 2.80             | 37        | 99.0%        | 421,400         | 11.5%        | 474,900        | 18.0%        | 471,000        | 10.3%        | 250        |
| Sep-21      | 19         | -24%        | 13           | -61%        | 1.46        | 30        | -36%        | 1.58             | 33        | 98.7%        | 426,900         | 12.4%        | 407,000        | 4.4%         | 409,574        | 1.5%         | 253        |
| Oct-21      | 18         | 13%         | 15           | -25%        | 1.20        | 23        | -48%        | 1.28             | 37        | 98.8%        | 427,500         | 11.6%        | 444,450        | 8.2%         | 423,717        | 7.7%         | 254        |
| Nov-21      | 18         | 0%          | 24           | 100%        | 0.75        | 25        | -4%         | 1.39             | 34        | 98.8%        | 421,700         | 9.2%         | 411,000        | 20.7%        | 410,650        | 11.6%        | 250        |
| Dec-21      | 11         | 120%        | 8            | -20%        | 1.38        | 19        | -30%        | 1.73             | 20        | 99.5%        | 416,300         | 11.7%        | 435,000        | 35.9%        | 447,073        | 21.4%        | 247        |
| <b>2021</b> | <b>246</b> | <b>18%</b>  | <b>300</b>   | <b>2%</b>   | <b>0.82</b> | <b>34</b> | <b>-43%</b> | <b>1.64</b>      | <b>33</b> | <b>99.1%</b> | <b>411,117</b>  | <b>12.6%</b> | <b>426,250</b> | <b>12.2%</b> | <b>424,402</b> | <b>6.2%</b>  | <b>244</b> |
| Jan-22      | 9          | -36%        | 16           | -36%        | 0.56        | 21        | -38%        | 2.33             | 35        | 98.2%        | 418,200         | 13.3%        | 395,000        | -6.7%        | 406,089        | -2.8%        | 248        |
| Feb-22      | 17         | -15%        | 19           | -10%        | 0.89        | 23        | -23%        | 1.35             | 39        | 98.9%        | 422,300         | 7.5%         | 465,900        | 18.1%        | 492,212        | 24.6%        | 251        |
| Mar-22      | 19         | 0%          | 31           | -6%         | 0.61        | 31        | -21%        | 1.63             | 18        | 99.7%        | 436,000         | 8.7%         | 425,000        | -11.1%       | 454,328        | -3.8%        | 259        |
| Apr-22      | 25         | -17%        | 31           | -16%        | 0.81        | 32        | -26%        | 1.28             | 18        | 99.5%        | 446,200         | 9.5%         | 475,000        | 16.6%        | 472,900        | 13.7%        | 265        |
| May-22      | 22         | -21%        | 30           | -30%        | 0.73        | 35        | -29%        | 1.59             | 23        | 101.1%       | 457,500         | 9.9%         | 472,000        | 11.6%        | 499,267        | 12.8%        | 271        |
| Jun-22      | 23         | -30%        | 38           | 46%         | 0.61        | 41        | 5%          | 1.78             | 21        | 100.7%       | 462,900         | 11.5%        | 425,000        | 1.2%         | 435,967        | 6.3%         | 275        |
| Jul-22      | 21         | 0%          | 32           | 60%         | 0.66        | 44        | 42%         | 2.10             | 28        | 99.6%        | 452,700         | 8.4%         | 440,000        | 4.8%         | 454,162        | 12.2%        | 269        |
| Aug-22      | 20         | 33%         | 25           | -29%        | 0.80        | 41        | -2%         | 2.05             | 27        | 98.4%        | 451,500         | 7.1%         | 455,756        | -4.0%        | 442,954        | -6.0%        | 268        |
| Sep-22      | 10         | -47%        | 22           | 69%         | 0.45        | 43        | 43%         | 4.30             | 38        | 97.7%        | 449,200         | 5.2%         | 444,950        | 9.3%         | 438,745        | 7.1%         | 266        |
| Oct-22      | 18         | 0%          | 21           | 40%         | 0.86        | 41        | 78%         | 2.28             | 33        | 98.6%        | 437,100         | 2.2%         | 458,250        | 3.1%         | 453,178        | 7.0%         | 259        |
| Nov-22      | 6          | -67%        | 10           | -58%        | 0.60        | 37        | 48%         | 6.17             | 33        | 98.1%        | 441,100         | 4.6%         | 467,000        | 13.6%        | 464,083        | 13.0%        | 262        |
| Dec-22      | 4          | -64%        | 7            | -13%        | 0.57        | 33        | 74%         | 8.25             | 37        | 97.8%        | 424,500         | 2.0%         | 420,950        | -3.2%        | 412,725        | -7.7%        | 252        |
| <b>2022</b> | <b>194</b> | <b>-21%</b> | <b>282</b>   | <b>-6%</b>  | <b>0.69</b> | <b>35</b> | <b>4%</b>   | <b>2.18</b>      | <b>27</b> | <b>99.4%</b> | <b>441,600</b>  | <b>7.4%</b>  | <b>445,756</b> | <b>4.6%</b>  | <b>458,066</b> | <b>7.9%</b>  | <b>262</b> |
| Jan-23      | 6          | -33%        | 15           | -6%         | 0.40        | 34        | 62%         | 5.67             | 43        | 95.7%        | 427,600         | 2.2%         | 422,500        | 7.0%         | 389,317        | -4.1%        | 254        |
| Feb-23      |            |             |              |             |             |           |             |                  |           |              |                 |              |                |              |                |              |            |
| Mar-23      |            |             |              |             |             |           |             |                  |           |              |                 |              |                |              |                |              |            |
| Apr-23      |            |             |              |             |             |           |             |                  |           |              |                 |              |                |              |                |              |            |
| May-23      |            |             |              |             |             |           |             |                  |           |              |                 |              |                |              |                |              |            |
| Jun-23      |            |             |              |             |             |           |             |                  |           |              |                 |              |                |              |                |              |            |
| Jul-23      |            |             |              |             |             |           |             |                  |           |              |                 |              |                |              |                |              |            |
| Aug-23      |            |             |              |             |             |           |             |                  |           |              |                 |              |                |              |                |              |            |
| Sep-23      |            |             |              |             |             |           |             |                  |           |              |                 |              |                |              |                |              |            |
| Oct-23      |            |             |              |             |             |           |             |                  |           |              |                 |              |                |              |                |              |            |
| Nov-23      |            |             |              |             |             |           |             |                  |           |              |                 |              |                |              |                |              |            |
| Dec-23      |            |             |              |             |             |           |             |                  |           |              |                 |              |                |              |                |              |            |
| <b>2023</b> | <b>6</b>   | <b>-33%</b> | <b>15</b>    | <b>-6%</b>  | <b>0.40</b> | <b>34</b> | <b>62%</b>  | <b>5.67</b>      | <b>43</b> | <b>95.7%</b> | <b>427,600</b>  | <b>2.2%</b>  | <b>422,500</b> | <b>7.0%</b>  | <b>389,317</b> | <b>-4.1%</b> | <b>254</b> |

**Monthly Sales Comparison**



**SALES**

**6**

25.0% Y/Y ↓ 25.0% YTD ↓  
10-year average spread

24.1% ↓ 24.1% ↓

**NEW LISTINGS**

**21**

133% Y/Y ↑ 133% YTD ↑  
10-year average spread

31.8% ↓ 31.8% ↓

**INVENTORY**

**105**

8.7% Y/Y ↓ 8.7% YTD ↓  
10-year average spread

24.2% ↓ 24.2% ↓

**MONTHS OF SUPPLY**

**17.50**

21.7% Y/Y ↑ 21.7% YTD ↑  
10-year average spread

26.8% ↓ 26.8% ↓



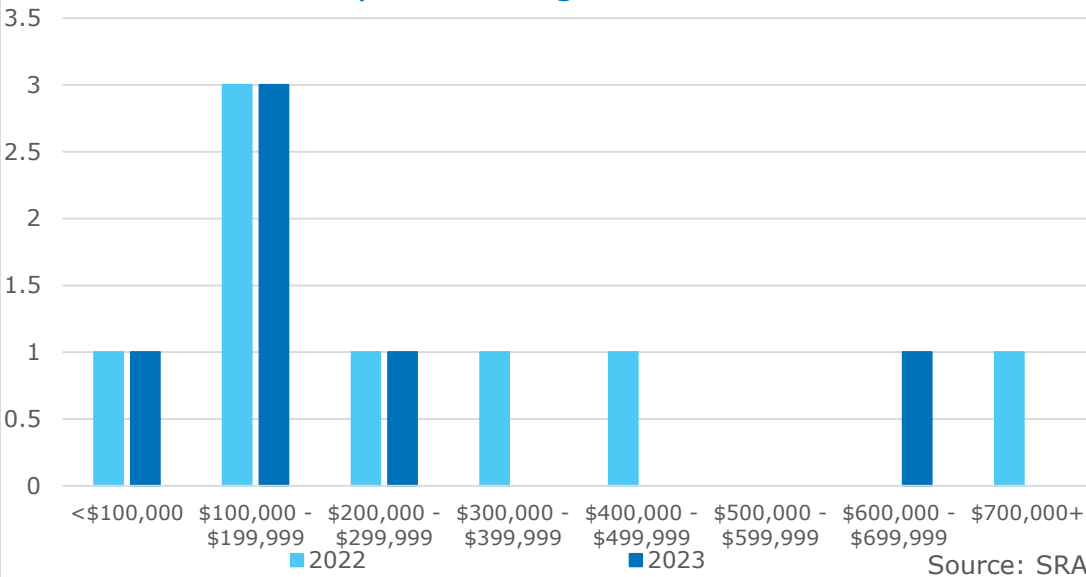
**TOTAL RESIDENTIAL BENCHMARK PRICE**

**\$ 224,300**

↑ 2.3% Y/Y

Monthly trend\*

**Residential Sales by Price Range**



## January 2023

|                          | Sales    |             | New Listings |             | Inventory  |            | Months of Supply |            | DOM       | Benchmark        |           | Avg Price        |             |
|--------------------------|----------|-------------|--------------|-------------|------------|------------|------------------|------------|-----------|------------------|-----------|------------------|-------------|
|                          | Actual   | Y/Y%        | Actual       | Y/Y%        | Actual     | Y/Y%       | Actual           | Y/Y%       | Actual    | Actual           | Y/Y%      | Actual           | Y/Y%        |
| Detached                 | 5        | -17%        | 12           | 50%         | 65         | -20%       | 13.00            | -4%        | 81        | \$236,700        | 3%        | \$265,000        | -24%        |
| Attached                 | 0        | -100%       | 1            | 0%          | 6          | -14%       | -                | -          | -         | -                | -         | -                | -           |
| Apartment                | 1        | 0%          | 8            | -           | 27         | 42%        | 27.00            | 42%        | 162       | \$131,500        | -2%       | \$149,000        | -9%         |
| Mobile                   | 0        | -           | 0            | -           | 7          | -13%       | -                | -          | -         | -                | -         | -                | -           |
| <b>Total Residential</b> | <b>6</b> | <b>-25%</b> | <b>21</b>    | <b>133%</b> | <b>105</b> | <b>-9%</b> | <b>17.50</b>     | <b>22%</b> | <b>95</b> | <b>\$224,300</b> | <b>2%</b> | <b>\$245,667</b> | <b>-19%</b> |

## 10-Year Averages

|                   | Sales |       | New Listings |       | Inventory |       | Months of Supply |       | DOM | Benchmark |       | Avg Price |       |
|-------------------|-------|-------|--------------|-------|-----------|-------|------------------|-------|-----|-----------|-------|-----------|-------|
|                   | Avg   | %Diff | Avg          | %Diff | Avg       | %Diff | Avg              | %Diff | Avg | Avg       | %Diff | Avg       | %Diff |
| Total Residential | 8     | -24%  | 31           | -32%  | 139       | -24%  | 23.92            | -27%  | 89  | \$221,450 | 1%    | \$279,186 | -12%  |

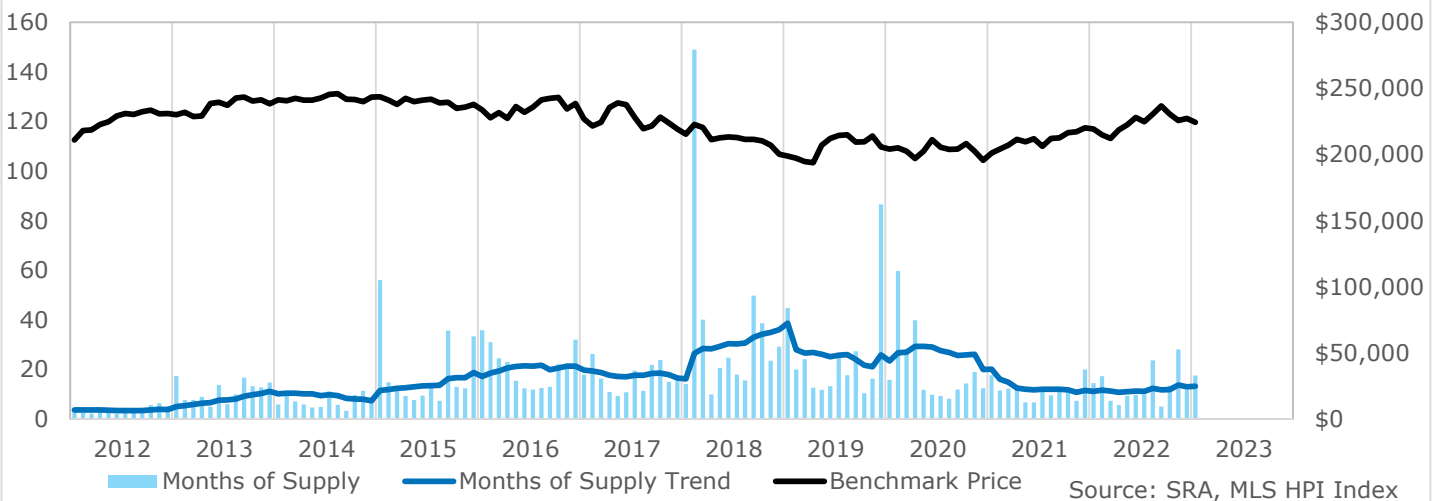
## Year-to-Date January 2023

|                          | Sales    |             | New Listings |             | Inventory  |            | Months of Supply |            | DOM       | Benchmark        |           | Avg Price        |             |
|--------------------------|----------|-------------|--------------|-------------|------------|------------|------------------|------------|-----------|------------------|-----------|------------------|-------------|
|                          | Actual   | Y/Y%        | Actual       | Y/Y%        | Actual     | Y/Y%       | Actual           | Y/Y%       | Actual    | Actual           | Y/Y%      | Actual           | Y/Y%        |
| Detached                 | 5        | -17%        | 12           | 50%         | 65         | -20%       | 13.00            | -4%        | 81        | \$236,700        | 3%        | \$265,000        | -24%        |
| Attached                 | 0        | -100%       | 1            | 0%          | 6          | -14%       | -                | -          | -         | -                | -         | -                | -           |
| Apartment                | 1        | 0%          | 8            | -           | 27         | 42%        | 27.00            | 42%        | 162       | \$131,500        | -2%       | \$149,000        | -9%         |
| Mobile                   | 0        | -           | 0            | -           | 7          | -13%       | -                | -          | -         | -                | -         | -                | -           |
| <b>Total Residential</b> | <b>6</b> | <b>-25%</b> | <b>21</b>    | <b>133%</b> | <b>105</b> | <b>-9%</b> | <b>17.50</b>     | <b>22%</b> | <b>95</b> | <b>\$224,300</b> | <b>2%</b> | <b>\$245,667</b> | <b>-19%</b> |

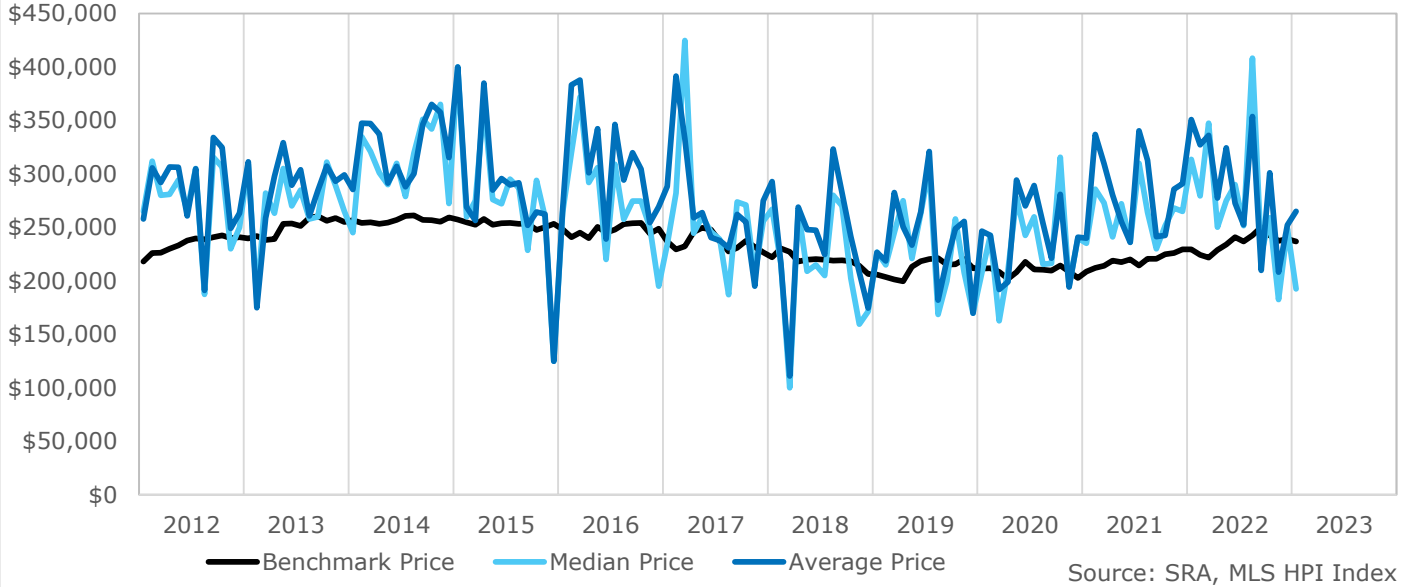
## 10-Year Averages

|                   | Sales |       | New Listings |       | Inventory |       | Months of Supply |       | DOM | Benchmark |       | Avg Price |       |
|-------------------|-------|-------|--------------|-------|-----------|-------|------------------|-------|-----|-----------|-------|-----------|-------|
|                   | Avg   | %Diff | Avg          | %Diff | Avg       | %Diff | Avg              | %Diff | Avg | Avg       | %Diff | Avg       | %Diff |
| Total Residential | 8     | -24%  | 31           | -32%  | 139       | -24%  | 23.92            | -27%  | 89  | \$221,450 | 1%    | \$279,186 | -12%  |

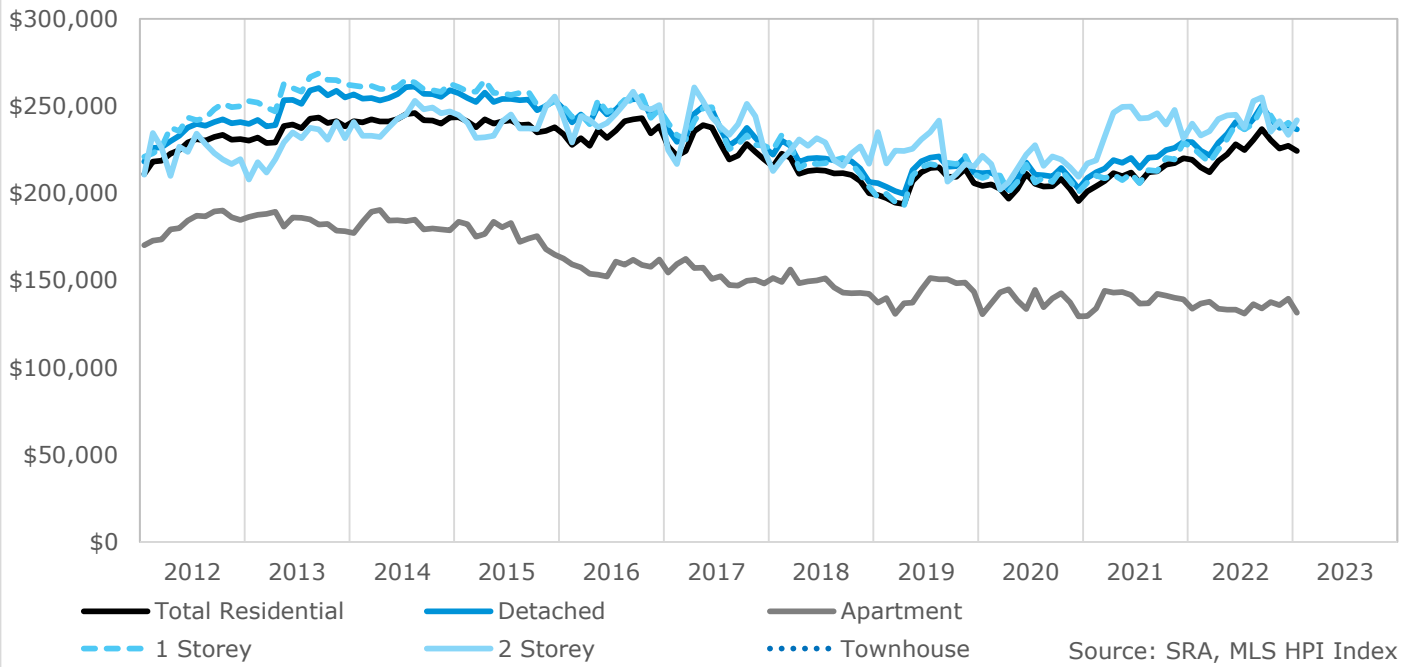
## Residential Months of Supply and Price



**Single Family Pricing**



**Benchmark Price**



## HPI Benchmark Attributes

|                                            | Composite              |
|--------------------------------------------|------------------------|
| Bedrooms, Above Ground                     | 3                      |
| Bathrooms, Full                            | 2                      |
| Bathrooms, Half                            | 0                      |
| Garage                                     | Attached, Single width |
| Gross Living Area, Above Ground (Sq. Ft.)  | 1168                   |
| Lot Size                                   | -                      |
| Fireplaces, Number of                      | 0                      |
| Year Built                                 | 1971                   |
| January 2023 Benchmark Price               | \$224,300              |
| Single Family Share of Sales, Last 3 Years | 88%                    |
| Apartment Share of Sales, Last 3 Years     | 12%                    |
| Townhouse Share of Sales, Last 3 Years     | -                      |

|                                            | Single Family          | 1 Storey               | 2 Storey               |
|--------------------------------------------|------------------------|------------------------|------------------------|
| Bedrooms, Above Ground                     | 3                      | 3                      | 3                      |
| Bathrooms, Full                            | 2                      | 2                      | 2                      |
| Bathrooms, Half                            | 0                      | 0                      | 0                      |
| Garage                                     | Attached, Single width | Attached, Single width | Attached, Double width |
| Gross Living Area, Above Ground (Sq. Ft.)  | 1190                   | 1157                   | 1413                   |
| Lot Size                                   | 7139                   | 7200                   | 6655                   |
| Fireplaces, Number of                      | 0                      | 0                      | 0                      |
| Year Built                                 | 1966                   | 1967                   | 1948                   |
| January 2023 Benchmark Price               | \$236,700              | \$235,400              | \$241,800              |
| Share of Total Sales, Last 3 Years         | 88%                    | 70%                    | 18%                    |
| Share of Single Family Sales, Last 3 Years | 100%                   | 79%                    | 21%                    |

|                                           | Apartment | Townhouse |
|-------------------------------------------|-----------|-----------|
| Bedrooms, Above Ground                    | 2         | -         |
| Bathrooms, Full                           | 1         | -         |
| Bathrooms, Half                           | 0         | -         |
| Garage                                    | -         | -         |
| Gross Living Area, Above Ground (Sq. Ft.) | 1019      | -         |
| Fireplaces, Number of                     | 0         | -         |
| Year Built                                | 2007      | -         |
| January 2023 Benchmark Price              | \$131,500 | -         |



| WEYBURN     |            |             |              |             |             |            |             |                  |           |              |                 |              |                |              |                |               |            |
|-------------|------------|-------------|--------------|-------------|-------------|------------|-------------|------------------|-----------|--------------|-----------------|--------------|----------------|--------------|----------------|---------------|------------|
|             | Sales      | Y/Y%        | New Listings | Y/Y%        | S/NL Ratio  | Inventory  | Y/Y%        | Months of Supply | DOM       | SP/LP        | Benchmark Price | Y/Y%         | Median Price   | Y/Y%         | Average Price  | Y/Y%          | Index      |
| Jan-13      | 9          | -47%        | 87           | 278%        | 0.10        | 155        | 204%        | 17.22            | 68        | 96.0%        | 230,100         | 9.1%         | 290,000        | 20.8%        | 284,756        | 34.0%         | 327        |
| Feb-13      | 19         | 0%          | 11           | -50%        | 1.73        | 145        | 190%        | 7.63             | 81        | 97.0%        | 231,900         | 6.3%         | 193,000        | -24.5%       | 190,458        | -27.9%        | 330        |
| Mar-13      | 18         | -25%        | 20           | -29%        | 0.90        | 138        | 165%        | 7.67             | 102       | 95.9%        | 228,700         | 8.2%         | 232,650        | -8.2%        | 230,989        | -11.5%        | 325        |
| Apr-13      | 18         | -5%         | 42           | 27%         | 0.43        | 160        | 154%        | 8.89             | 104       | 97.8%        | 229,200         | 3.0%         | 222,100        | -19.2%       | 257,083        | -8.4%         | 326        |
| May-13      | 33         | 22%         | 49           | 53%         | 0.67        | 166        | 159%        | 5.03             | 80        | 98.2%        | 238,500         | 6.1%         | 269,900        | 9.3%         | 287,974        | 10.5%         | 339        |
| Jun-13      | 13         | -58%        | 36           | 20%         | 0.36        | 178        | 187%        | 13.69            | 72        | 96.7%        | 239,500         | 4.5%         | 247,500        | 13.5%        | 278,038        | 16.9%         | 341        |
| Jul-13      | 30         | 76%         | 44           | 33%         | 0.68        | 179        | 145%        | 5.97             | 93        | 97.0%        | 237,300         | 2.7%         | 251,500        | -13.1%       | 280,573        | 7.3%          | 338        |
| Aug-13      | 18         | 0%          | 30           | -3%         | 0.60        | 177        | 119%        | 9.83             | 80        | 96.9%        | 242,800         | 5.5%         | 243,000        | 23.0%        | 247,581        | 25.7%         | 345        |
| Sep-13      | 11         | -58%        | 34           | -48%        | 0.32        | 183        | 61%         | 16.64            | 55        | 95.4%        | 243,500         | 4.8%         | 247,000        | -18.6%       | 260,241        | -13.5%        | 346        |
| Oct-13      | 14         | -30%        | 27           | 8%          | 0.52        | 184        | 66%         | 13.14            | 64        | 96.2%        | 240,300         | 2.9%         | 276,500        | 1.7%         | 270,839        | -11.9%        | 342        |
| Nov-13      | 13         | -19%        | 12           | -33%        | 1.08        | 166        | 64%         | 12.77            | 93        | 96.5%        | 241,300         | 4.6%         | 265,000        | 25.6%        | 261,988        | 17.0%         | 343        |
| Dec-13      | 11         | -31%        | 22           | 267%        | 0.50        | 162        | 100%        | 14.73            | 97        | 93.6%        | 238,400         | 3.2%         | 265,000        | 14.0%        | 299,209        | 24.4%         | 339        |
| <b>2013</b> | <b>207</b> | <b>-17%</b> | <b>414</b>   | <b>19%</b>  | <b>0.50</b> | <b>166</b> | <b>121%</b> | <b>9.63</b>      | <b>84</b> | <b>96.7%</b> | <b>236,792</b>  | <b>4.7%</b>  | <b>247,000</b> | <b>-1.0%</b> | <b>262,365</b> | <b>2.4%</b>   | <b>337</b> |
| Jan-14      | 15         | 67%         | 31           | -64%        | 0.48        | 88         | -43%        | 5.87             | 75        | 95.6%        | 241,400         | 4.9%         | 243,000        | -16.2%       | 271,660        | -4.6%         | 343        |
| Feb-14      | 10         | -47%        | 39           | 255%        | 0.26        | 110        | -24%        | 11.00            | 112       | 96.8%        | 240,700         | 3.8%         | 330,000        | 71.0%        | 291,165        | 52.9%         | 342        |
| Mar-14      | 16         | -11%        | 21           | 5%          | 0.76        | 113        | -18%        | 7.06             | 74        | 95.4%        | 242,400         | 6.0%         | 240,500        | 3.4%         | 316,916        | 37.2%         | 345        |
| Apr-14      | 19         | 6%          | 27           | -36%        | 0.70        | 112        | -30%        | 5.89             | 95        | 95.5%        | 241,100         | 5.2%         | 244,500        | 10.1%        | 310,842        | 20.9%         | 343        |
| May-14      | 25         | -24%        | 34           | -31%        | 0.74        | 114        | -31%        | 4.56             | 92        | 97.1%        | 241,100         | 1.1%         | 253,000        | -6.3%        | 276,031        | -4.1%         | 343        |
| Jun-14      | 25         | 92%         | 39           | 8%          | 0.64        | 122        | -31%        | 4.88             | 83        | 96.6%        | 242,600         | 1.3%         | 289,000        | 16.8%        | 283,098        | 1.8%          | 345        |
| Jul-14      | 12         | -60%        | 35           | -20%        | 0.34        | 133        | -26%        | 11.08            | 89        | 95.6%        | 245,400         | 3.4%         | 253,750        | 0.9%         | 243,692        | -13.1%        | 349        |
| Aug-14      | 23         | 28%         | 39           | 30%         | 0.59        | 131        | -26%        | 5.70             | 65        | 95.8%        | 246,000         | 1.3%         | 315,000        | 29.6%        | 294,487        | 18.9%         | 350        |
| Sep-14      | 32         | 191%        | 19           | -44%        | 1.68        | 106        | -42%        | 3.31             | 69        | 95.9%        | 241,900         | -0.7%        | 310,000        | 25.5%        | 317,692        | 22.1%         | 344        |
| Oct-14      | 11         | -21%        | 28           | 4%          | 0.39        | 106        | -42%        | 9.64             | 38        | 96.6%        | 241,600         | 0.5%         | 285,000        | 3.1%         | 315,991        | 16.7%         | 344        |
| Nov-14      | 10         | -23%        | 46           | 283%        | 0.22        | 113        | -32%        | 11.30            | 79        | 97.4%        | 240,000         | -0.5%        | 294,500        | 11.1%        | 312,532        | 19.3%         | 341        |
| Dec-14      | 12         | 9%          | 8            | -64%        | 1.50        | 96         | -41%        | 8.00             | 73        | 95.1%        | 243,500         | 2.1%         | 237,500        | -10.4%       | 278,545        | -6.9%         | 346        |
| <b>2014</b> | <b>210</b> | <b>1%</b>   | <b>366</b>   | <b>-12%</b> | <b>0.57</b> | <b>112</b> | <b>-33%</b> | <b>6.40</b>      | <b>78</b> | <b>96.1%</b> | <b>242,308</b>  | <b>2.3%</b>  | <b>270,500</b> | <b>9.5%</b>  | <b>294,042</b> | <b>12.1%</b>  | <b>345</b> |
| Jan-15      | 2          | -87%        | 30           | -3%         | 0.07        | 112        | 27%         | 56.00            | 46        | 94.9%        | 243,600         | 0.9%         | 400,000        | 64.6%        | 400,000        | 47.2%         | 347        |
| Feb-15      | 8          | -20%        | 23           | -41%        | 0.35        | 118        | 7%          | 14.75            | 92        | 93.4%        | 241,100         | 0.2%         | 277,500        | -15.9%       | 272,325        | -6.5%         | 343        |
| Mar-15      | 10         | -38%        | 30           | 43%         | 0.33        | 132        | 17%         | 13.20            | 98        | 94.5%        | 237,900         | -1.9%        | 267,500        | 11.2%        | 254,810        | -19.6%        | 338        |
| Apr-15      | 16         | -16%        | 55           | 104%        | 0.29        | 148        | 32%         | 9.25             | 78        | 94.7%        | 242,400         | 0.5%         | 340,500        | 39.3%        | 352,781        | 13.5%         | 345        |
| May-15      | 20         | -20%        | 34           | 0%          | 0.59        | 154        | 35%         | 7.70             | 89        | 95.1%        | 240,000         | -0.5%        | 277,950        | 9.9%         | 284,495        | 3.1%          | 341        |
| Jun-15      | 17         | -32%        | 41           | 5%          | 0.41        | 160        | 31%         | 9.41             | 108       | 95.2%        | 241,100         | -0.6%        | 250,000        | -13.5%       | 278,449        | -1.6%         | 343        |
| Jul-15      | 13         | 8%          | 33           | -6%         | 0.39        | 175        | 32%         | 13.46            | 68        | 95.3%        | 241,800         | -1.5%        | 300,000        | 18.2%        | 296,538        | 21.7%         | 344        |
| Aug-15      | 23         | 0%          | 29           | -26%        | 0.79        | 169        | 29%         | 7.35             | 81        | 94.8%        | 239,000         | -2.8%        | 265,000        | -15.9%       | 281,411        | -4.4%         | 340        |
| Sep-15      | 5          | -84%        | 29           | 53%         | 0.17        | 178        | 68%         | 35.60            | 46        | 92.6%        | 239,500         | -1.0%        | 225,000        | -27.4%       | 240,600        | -24.3%        | 341        |
| Oct-15      | 12         | 9%          | 27           | -4%         | 0.44        | 156        | 47%         | 13.00            | 55        | 94.6%        | 234,900         | -2.8%        | 276,500        | -3.0%        | 263,950        | -16.5%        | 334        |
| Nov-15      | 12         | 20%         | 28           | -39%        | 0.43        | 148        | 31%         | 12.33            | 74        | 95.5%        | 235,800         | -1.8%        | 261,200        | -11.3%       | 287,200        | -8.1%         | 335        |
| Dec-15      | 4          | -67%        | 13           | 63%         | 0.31        | 133        | 39%         | 33.25            | 143       | 95.3%        | 237,900         | -2.3%        | 186,500        | -21.5%       | 185,725        | -33.3%        | 338        |
| <b>2015</b> | <b>142</b> | <b>-32%</b> | <b>372</b>   | <b>2%</b>   | <b>0.38</b> | <b>149</b> | <b>33%</b>  | <b>12.56</b>     | <b>83</b> | <b>94.8%</b> | <b>239,583</b>  | <b>-1.1%</b> | <b>267,500</b> | <b>-1.1%</b> | <b>285,084</b> | <b>-3.0%</b>  | <b>341</b> |
| Jan-16      | 4          | 100%        | 35           | 17%         | 0.11        | 143        | 28%         | 35.75            | 101       | 91.8%        | 233,800         | -4.0%        | 264,000        | -34.0%       | 266,750        | -33.3%        | 333        |
| Feb-16      | 5          | -38%        | 24           | 4%          | 0.21        | 155        | 31%         | 31.00            | 127       | 94.0%        | 227,700         | -5.6%        | 195,000        | -29.7%       | 293,100        | 7.6%          | 324        |
| Mar-16      | 7          | -30%        | 36           | 20%         | 0.19        | 171        | 30%         | 24.43            | 82        | 95.6%        | 231,600         | -2.6%        | 360,000        | 34.6%        | 362,214        | 42.2%         | 329        |
| Apr-16      | 8          | -50%        | 46           | -16%        | 0.17        | 184        | 24%         | 23.00            | 147       | 92.2%        | 227,300         | -6.2%        | 264,425        | -22.3%       | 268,274        | -24.0%        | 323        |
| May-16      | 12         | -40%        | 34           | 0%          | 0.35        | 185        | 20%         | 15.42            | 87        | 95.0%        | 236,300         | -1.5%        | 222,000        | -20.1%       | 241,417        | -15.1%        | 336        |
| Jun-16      | 15         | -12%        | 38           | -7%         | 0.39        | 186        | 16%         | 12.40            | 75        | 94.0%        | 231,800         | -3.9%        | 235,000        | -6.0%        | 243,900        | -12.4%        | 330        |
| Jul-16      | 15         | 15%         | 31           | -6%         | 0.48        | 178        | 2%          | 11.87            | 79        | 96.2%        | 235,900         | -2.4%        | 309,000        | 3.0%         | 332,533        | 12.1%         | 336        |
| Aug-16      | 14         | -39%        | 42           | 45%         | 0.33        | 174        | 3%          | 12.43            | 60        | 94.5%        | 241,300         | 1.0%         | 281,500        | 6.2%         | 300,929        | 6.9%          | 343        |
| Sep-16      | 13         | 160%        | 52           | 79%         | 0.25        | 169        | -5%         | 13.00            | 81        | 94.7%        | 242,400         | 1.2%         | 260,000        | 15.6%        | 300,923        | 25.1%         | 345        |
| Oct-16      | 8          | -33%        | 36           | 33%         | 0.22        | 176        | 13%         | 22.00            | 74        | 92.8%        | 243,100         | 3.5%         | 261,750        | -5.3%        | 287,813        | 9.0%          | 346        |
| Nov-16      | 8          | -33%        | 21           | -25%        | 0.38        | 173        | 17%         | 21.63            | 123       | 93.1%        | 234,400         | -0.6%        | 243,750        | -6.7%        | 251,875        | -12.3%        | 333        |
| Dec-16      | 5          | 25%         | 11           | -15%        | 0.45        | 160        | 20%         | 32.00            | 126       | 92.5%        | 238,600         | 0.3%         | 195,000        | 4.6%         | 269,200        | 44.9%         | 339        |
| <b>2016</b> | <b>114</b> | <b>-20%</b> | <b>406</b>   | <b>9%</b>   | <b>0.28</b> | <b>171</b> | <b>15%</b>  | <b>18.02</b>     | <b>90</b> | <b>94.3%</b> | <b>235,350</b>  | <b>-1.8%</b> | <b>262,500</b> | <b>-1.9%</b> | <b>285,493</b> | <b>0.1%</b>   | <b>335</b> |
| Jan-17      | 8          | 100%        | 23           | -34%        | 0.35        | 143        | 0%          | 17.88            | 109       | 93.9%        | 226,800         | -3.0%        | 222,500        | -15.7%       | 269,438        | 1.0%          | 323        |
| Feb-17      | 6          | 20%         | 28           | 17%         | 0.21        | 157        | 1%          | 26.17            | 116       | 90.9%        | 221,500         | -2.7%        | 282,000        | 44.6%        | 391,500        | 33.6%         | 315        |
| Mar-17      | 10         | 43%         | 26           | -28%        | 0.38        | 163        | -5%         | 16.30            | 130       | 94.0%        | 224,300         | -3.2%        | 364,881        | 1.4%         | 320,076        | -11.6%        | 319        |
| Apr-17      | 15         | 88%         | 39           | -15%        | 0.38        | 163        | -11%        | 10.87            | 105       | 92.6%        | 235,600         | 3.7%         | 228,000        | -13.8%       | 256,467        | -4.4%         | 335        |
| May-17      | 19         | 58%         | 45           | 32%         | 0.42        | 176        | -5%         | 9.26             | 84        | 94.8%        | 239,000         | 1.1%         | 250,500        | 12.8%        | 263,211        | 9.0%          | 340        |
| Jun-17      | 17         | 13%         | 39           | 3%          | 0.44        | 183        | -2%         | 10.76            | 90        | 93.7%        | 237,600         | 2.5%         | 246,000        | 4.7%         | 239,882        | -1.6%         | 338        |
| Jul-17      | 9          | -40%        | 21           | -32%        | 0.43        | 175        | -2%         | 19.44            | 85        | 94.1%        | 228,000         | -3.3%        | 215,000        | -30.4%       | 221,167        | -33.5%        | 324        |
| Aug-17      | 15         | 7%          | 40           | -5%         | 0.38        | 171        | -2%         | 11.40            | 87        | 92.9%        | 219,400         | -9.1%        | 187,000        | -33.6%       | 220,300        | -26.8%        | 312        |
| Sep-17      | 8          | -38%        | 36           | -31%        | 0.22        | 174        | 3%          | 21.75            | 54        | 94.4%        | 221,600         | -8.6%        | 240,000        | -7.7%        | 236,813        | -21.3%        | 315        |
| Oct-17      | 7          | -13%        | 20           | -44%        | 0.35        | 166        | -6%         | 23.71            | 62        | 93.5%        | 228,200         | -6.1%        | 317,000        | 21.1%        | 289,334        | 0.5%          | 325        |
| Nov-17      | 11         | 38%         | 21           | 0%          | 0.52        | 164        | -5%         | 14.91            | 87        | 89.8%        | 223,800         | -4.5%        | 190,000        | -22.1%       | 188,727        | -25.1%        | 318        |
| Dec-17      | 10         | 100%        | 16           | 45%         | 0.63        | 155        | -3%         | 15.50            | 125       | 94.2%        | 219,300         | -8.1%        | 253,000        | 29.7%        | 262,150        | -2.6%         | 312        |
| <b>2017</b> | <b>135</b> | <b>18%</b>  | <b>354</b>   | <b>-13%</b> | <b>0.38</b> | <b>166</b> | <b>-3%</b>  | <b>14.74</b>     | <b>94</b> | <b>93.4%</b> | <b>227,092</b>  | <b>-3.5%</b> | <b>240,000</b> | <b>-8.6%</b> | <b>255,879</b> | <b>-10.4%</b> | <b>323</b> |
| Jan-18      | 11         | 38%         | 24           | 4%          | 0.46        | 154        | 8%          | 14.00            | 121       | 94.0%        | 215,400         | -5.0%        | 260,000        | 16.9%        | 284,318        | 5.5%          | 306        |
| Feb-18      | 1          | -83%        | 11           | -61%        | 0.09        | 149        | -5%         | 149.00           | 202       | 96.0%        | 222,600         | 0.5%         | 216,000        | -23.4%       | 216,000        | -44.8%        | 317        |
| Mar-18      | 4          | -60%        | 30           | 15%         | 0.13        | 160        | -2%         | 40.00            | 31        | 92.5%        | 220,400         | -1.7%        | 139,500        | -61.8%       | 140,750        | -56.0%        | 314        |
| Apr-18      | 17         | 13%         | 44           | 13%         | 0.39        | 168        | 3%          | 9.88             | 136       | 94.4%        | 211,100         | -10.4%       | 210,000        | -7.9%        | 229,912        | -10.4%        | 300        |
| May-18      | 9          | -53%        | 42           | -7%         | 0.21        | 185        | 5%          | 20.56            | 81        | 92.0%        | 212,700         | -11.0%       | 209,000        | -16.6%       | 247,839        | -5.8%         | 303        |
| Jun-18      | 8          | -53%        | 39           | 0%          | 0.21        | 198        | 8%          | 24.75            | 100       | 91.7%        | 213,200         | -10.3%       | 215,000        | -12.6%       | 243,375        | 1.5%          | 303        |
| Jul-18      | 11         | 22%         | 34           | 62%         | 0.32        | 196        | 12%         | 17.82            | 99        | 92.8%        | 212,900         | -6.6%        | 195,000        | -9.3%        | 215,682        | -2.5%         | 303        |
| Aug-18      | 13         | -13%        | 33           | -18%        | 0.39        | 202        | 18%         | 15.54            | 122       | 93.0%        | 211,400         | -3.6%        | 200,750        | 7.4%         | 256,827        |               |            |

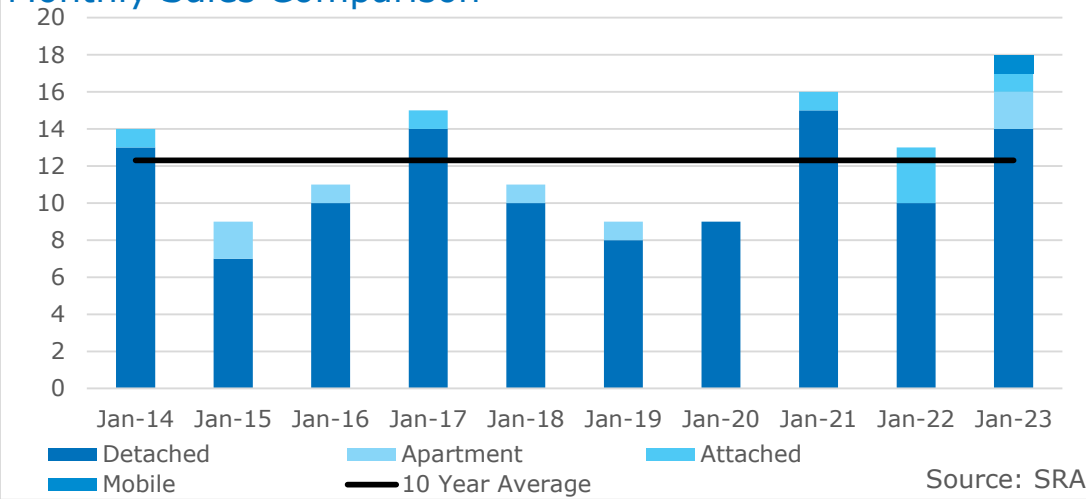
| WEYBURN     |            |             |              |             |             |            |             |                  |            |              |                 |              |                |               |                |               |            |
|-------------|------------|-------------|--------------|-------------|-------------|------------|-------------|------------------|------------|--------------|-----------------|--------------|----------------|---------------|----------------|---------------|------------|
|             | Sales      | Y/Y%        | New Listings | Y/Y%        | S/NL Ratio  | Inventory  | Y/Y%        | Months of Supply | DOM        | SP/LP        | Benchmark Price | Y/Y%         | Median Price   | Y/Y%          | Average Price  | Y/Y%          | Index      |
| Jan-19      | 4          | -64%        | 21           | -13%        | 0.19        | 179        | 16%         | 44.75            | 97         | 86.9%        | 198,900         | -7.7%        | 227,000        | -12.7%        | 226,625        | -20.3%        | 283        |
| Feb-19      | 9          | 800%        | 24           | 118%        | 0.38        | 180        | 21%         | 20.00            | 123        | 93.9%        | 197,300         | -11.4%       | 215,000        | -0.5%         | 218,500        | 1.2%          | 281        |
| Mar-19      | 8          | 100%        | 37           | 23%         | 0.22        | 193        | 21%         | 24.13            | 165        | 91.3%        | 194,600         | -11.7%       | 245,000        | 75.6%         | 282,625        | 100.8%        | 277        |
| Apr-19      | 15         | -12%        | 30           | -32%        | 0.50        | 188        | 12%         | 12.53            | 144        | 93.6%        | 193,800         | -8.2%        | 237,000        | 12.9%         | 227,537        | -1.0%         | 276        |
| May-19      | 15         | 67%         | 24           | -43%        | 0.63        | 176        | -5%         | 11.73            | 138        | 92.6%        | 207,000         | -2.7%        | 221,000        | 5.7%          | 233,527        | -5.8%         | 295        |
| Jun-19      | 14         | 75%         | 38           | -3%         | 0.37        | 184        | -7%         | 13.14            | 133        | 92.8%        | 212,100         | -0.5%        | 266,500        | 24.0%         | 266,643        | 9.6%          | 302        |
| Jul-19      | 7          | -36%        | 20           | -41%        | 0.35        | 181        | -8%         | 25.86            | 107        | 94.6%        | 214,500         | 0.8%         | 305,000        | 56.4%         | 297,000        | 37.7%         | 305        |
| Aug-19      | 10         | -23%        | 29           | -12%        | 0.34        | 176        | -13%        | 17.60            | 120        | 88.8%        | 214,800         | 1.6%         | 156,500        | -22.0%        | 174,550        | -32.0%        | 306        |
| Sep-19      | 7          | 75%         | 32           | 129%        | 0.22        | 191        | -4%         | 27.29            | 107        | 90.8%        | 209,400         | -1.0%        | 225,000        | -16.7%        | 241,429        | -14.5%        | 298        |
| Oct-19      | 18         | 260%        | 30           | 0%          | 0.60        | 186        | -4%         | 10.33            | 83         | 91.5%        | 209,500         | -0.4%        | 231,000        | 24.9%         | 237,878        | 13.1%         | 298        |
| Nov-19      | 11         | 38%         | 16           | -33%        | 0.69        | 179        | -5%         | 16.27            | 94         | 90.5%        | 213,900         | 3.3%         | 202,000        | 12.4%         | 235,673        | 13.6%         | 304        |
| Dec-19      | 2          | -67%        | 8            | -43%        | 0.25        | 173        | -1%         | 86.50            | 148        | 91.0%        | 205,700         | 2.8%         | 169,750        | -1.0%         | 169,750        | -2.8%         | 293        |
| <b>2019</b> | <b>120</b> | <b>24%</b>  | <b>309</b>   | <b>-9%</b>  | <b>0.39</b> | <b>182</b> | <b>1%</b>   | <b>18.22</b>     | <b>120</b> | <b>92.0%</b> | <b>205,958</b>  | <b>-3.0%</b> | <b>227,500</b> | <b>8.3%</b>   | <b>237,593</b> | <b>2.0%</b>   | <b>293</b> |
| Jan-20      | 11         | 175%        | 25           | 19%         | 0.44        | 174        | -3%         | 15.82            | 69         | 92.6%        | 204,200         | 2.7%         | 230,000        | 1.3%          | 246,000        | 8.5%          | 291        |
| Feb-20      | 3          | -67%        | 24           | 0%          | 0.13        | 179        | -1%         | 59.67            | 29         | 86.5%        | 205,000         | 3.9%         | 180,000        | -16.3%        | 198,333        | -9.2%         | 292        |
| Mar-20      | 6          | -25%        | 22           | -41%        | 0.27        | 163        | -16%        | 27.17            | 89         | 92.3%        | 202,400         | 4.0%         | 160,750        | -34.4%        | 185,750        | -34.3%        | 288        |
| Apr-20      | 4          | -73%        | 15           | -50%        | 0.27        | 159        | -15%        | 39.75            | 108        | 86.1%        | 196,900         | 1.6%         | 183,500        | -22.6%        | 176,750        | -22.3%        | 280        |
| May-20      | 14         | -7%         | 28           | 17%         | 0.50        | 164        | -7%         | 11.71            | 110        | 91.7%        | 202,500         | -2.2%        | 264,500        | 19.7%         | 268,414        | 14.9%         | 288        |
| Jun-20      | 16         | 14%         | 30           | -21%        | 0.53        | 157        | -15%        | 9.81             | 90         | 94.1%        | 211,200         | -0.4%        | 247,450        | -7.1%         | 273,013        | 2.4%          | 300        |
| Jul-20      | 17         | 143%        | 33           | 65%         | 0.52        | 157        | -13%        | 9.24             | 129        | 93.0%        | 205,500         | -4.2%        | 245,000        | -19.7%        | 265,294        | -10.7%        | 292        |
| Aug-20      | 18         | 80%         | 23           | -21%        | 0.78        | 148        | -16%        | 8.22             | 80         | 93.3%        | 203,900         | -5.1%        | 201,000        | 28.4%         | 227,111        | 30.1%         | 290        |
| Sep-20      | 12         | 71%         | 24           | -25%        | 0.50        | 142        | -26%        | 11.83            | 90         | 92.0%        | 204,000         | -2.6%        | 199,000        | -11.6%        | 206,979        | -14.3%        | 290        |
| Oct-20      | 10         | -44%        | 28           | -7%         | 0.36        | 143        | -23%        | 14.30            | 113        | 92.6%        | 208,300         | -0.6%        | 272,500        | 18.0%         | 250,500        | 5.3%          | 296        |
| Nov-20      | 7          | -36%        | 10           | -38%        | 0.70        | 133        | -26%        | 19.00            | 108        | 94.2%        | 202,400         | -5.4%        | 160,000        | -20.8%        | 167,018        | -29.1%        | 288        |
| Dec-20      | 10         | 400%        | 5            | -38%        | 2.00        | 124        | -28%        | 12.40            | 95         | 92.3%        | 195,500         | -5.0%        | 164,250        | -3.2%         | 176,050        | 3.7%          | 278        |
| <b>2020</b> | <b>128</b> | <b>7%</b>   | <b>267</b>   | <b>-14%</b> | <b>0.48</b> | <b>154</b> | <b>-16%</b> | <b>14.40</b>     | <b>97</b>  | <b>92.6%</b> | <b>203,483</b>  | <b>-1.2%</b> | <b>219,000</b> | <b>-3.7%</b>  | <b>232,538</b> | <b>-2.1%</b>  | <b>289</b> |
| Jan-21      | 7          | -36%        | 23           | -8%         | 0.30        | 123        | -29%        | 17.57            | 114        | 92.1%        | 201,100         | -1.5%        | 235,000        | 2.2%          | 240,000        | -2.4%         | 286        |
| Feb-21      | 11         | 267%        | 19           | -21%        | 0.58        | 126        | -30%        | 11.45            | 163        | 93.6%        | 204,100         | -0.4%        | 270,500        | 50.3%         | 290,500        | 46.5%         | 290        |
| Mar-21      | 11         | 83%         | 32           | 45%         | 0.34        | 134        | -18%        | 12.18            | 107        | 93.2%        | 207,000         | 2.3%         | 269,000        | 67.3%         | 274,364        | 47.7%         | 295        |
| Apr-21      | 12         | 200%        | 26           | 73%         | 0.46        | 140        | -12%        | 11.67            | 129        | 94.4%        | 211,500         | 7.4%         | 228,000        | 24.3%         | 261,583        | 48.0%         | 301        |
| May-21      | 21         | 50%         | 29           | 4%          | 0.72        | 140        | -15%        | 6.67             | 84         | 94.7%        | 209,700         | 3.6%         | 269,000        | 1.7%          | 254,595        | -5.1%         | 298        |
| Jun-21      | 20         | 25%         | 24           | -20%        | 0.83        | 135        | -14%        | 6.75             | 87         | 92.6%        | 211,900         | 0.3%         | 185,000        | -25.2%        | 210,925        | -22.7%        | 301        |
| Jul-21      | 12         | -29%        | 21           | -36%        | 0.57        | 131        | -17%        | 10.92            | 120        | 93.8%        | 206,100         | 0.3%         | 299,000        | 22.0%         | 305,667        | 15.2%         | 293        |
| Aug-21      | 13         | -28%        | 19           | -17%        | 0.68        | 124        | -16%        | 9.54             | 79         | 94.9%        | 212,100         | 4.0%         | 255,000        | 26.9%         | 282,077        | 24.2%         | 302        |
| Sep-21      | 11         | -8%         | 29           | 21%         | 0.38        | 128        | -10%        | 11.64            | 88         | 92.9%        | 212,600         | 4.2%         | 225,000        | 13.1%         | 222,591        | 7.5%          | 302        |
| Oct-21      | 11         | 10%         | 21           | -25%        | 0.52        | 127        | -11%        | 11.55            | 81         | 94.5%        | 216,400         | 3.9%         | 243,500        | -10.6%        | 233,909        | -6.6%         | 308        |
| Nov-21      | 16         | 129%        | 19           | 90%         | 0.84        | 117        | -12%        | 7.31             | 90         | 96.1%        | 217,300         | 7.4%         | 259,000        | 61.9%         | 262,656        | 57.3%         | 309        |
| Dec-21      | 6          | -40%        | 15           | 200%        | 0.40        | 120        | -3%         | 20.00            | 75         | 92.1%        | 220,100         | 12.6%        | 247,500        | 50.7%         | 268,250        | 52.4%         | 313        |
| <b>2021</b> | <b>151</b> | <b>18%</b>  | <b>277</b>   | <b>4%</b>   | <b>0.55</b> | <b>129</b> | <b>-16%</b> | <b>10.23</b>     | <b>99</b>  | <b>94.0%</b> | <b>210,825</b>  | <b>3.6%</b>  | <b>245,000</b> | <b>11.9%</b>  | <b>256,728</b> | <b>10.4%</b>  | <b>300</b> |
| Jan-22      | 8          | 14%         | 9            | -61%        | 0.89        | 115        | -7%         | 14.38            | 87         | 97.0%        | 219,200         | 9.0%         | 217,500        | -7.4%         | 302,313        | 26.0%         | 312        |
| Feb-22      | 7          | -36%        | 20           | 5%          | 0.35        | 121        | -4%         | 17.29            | 68         | 95.6%        | 214,900         | 5.3%         | 260,000        | -3.9%         | 300,571        | 3.5%          | 306        |
| Mar-22      | 17         | 55%         | 32           | 0%          | 0.53        | 124        | -7%         | 7.29             | 81         | 95.1%        | 212,100         | 2.5%         | 290,000        | 7.8%          | 297,382        | 8.4%          | 302        |
| Apr-22      | 21         | 75%         | 28           | 8%          | 0.75        | 117        | -16%        | 5.57             | 110        | 94.9%        | 218,500         | 3.3%         | 245,000        | 7.5%          | 268,667        | 2.7%          | 311        |
| May-22      | 14         | -33%        | 39           | 34%         | 0.36        | 130        | -7%         | 9.29             | 109        | 93.6%        | 222,400         | 6.1%         | 277,500        | 3.2%          | 305,143        | 19.9%         | 316        |
| Jun-22      | 14         | -30%        | 25           | 4%          | 0.56        | 136        | 1%          | 9.71             | 88         | 92.6%        | 228,100         | 7.6%         | 272,500        | 47.3%         | 261,671        | 24.1%         | 325        |
| Jul-22      | 14         | 17%         | 28           | 33%         | 0.50        | 139        | 6%          | 9.93             | 72         | 94.9%        | 224,700         | 9.0%         | 240,000        | -19.7%        | 229,564        | -24.9%        | 320        |
| Aug-22      | 6          | -54%        | 23           | 21%         | 0.26        | 142        | 15%         | 23.67            | 81         | 96.0%        | 230,500         | 8.7%         | 309,100        | 21.2%         | 329,617        | 16.9%         | 328        |
| Sep-22      | 23         | 109%        | 23           | -21%        | 1.00        | 114        | -11%        | 4.96             | 81         | 92.6%        | 236,800         | 11.4%        | 200,000        | -11.1%        | 188,087        | -15.5%        | 337        |
| Oct-22      | 8          | -27%        | 16           | -24%        | 0.50        | 108        | -15%        | 13.50            | 46         | 93.7%        | 230,500         | 6.5%         | 317,000        | 30.2%         | 310,238        | 32.6%         | 328        |
| Nov-22      | 4          | -75%        | 20           | 5%          | 0.20        | 112        | -4%         | 28.00            | 101        | 90.4%        | 225,700         | 3.9%         | 182,500        | -29.5%        | 208,250        | -20.7%        | 321        |
| Dec-22      | 9          | 50%         | 10           | -33%        | 0.90        | 106        | -12%        | 11.78            | 54         | 92.6%        | 227,300         | 3.3%         | 232,500        | -6.1%         | 240,156        | -10.5%        | 323        |
| <b>2022</b> | <b>145</b> | <b>-4%</b>  | <b>273</b>   | <b>-1%</b>  | <b>0.53</b> | <b>122</b> | <b>-5%</b>  | <b>10.10</b>     | <b>84</b>  | <b>94.2%</b> | <b>224,225</b>  | <b>6.4%</b>  | <b>245,000</b> | <b>0.0%</b>   | <b>263,099</b> | <b>2.5%</b>   | <b>319</b> |
| Jan-23      | 6          | -25%        | 21           | 133%        | 0.29        | 105        | -9%         | 17.50            | 95         | 94.1%        | 224,300         | 2.3%         | 188,750        | -13.2%        | 245,667        | -18.7%        | 319        |
| Feb-23      |            |             |              |             |             |            |             |                  |            |              |                 |              |                |               |                |               |            |
| Mar-23      |            |             |              |             |             |            |             |                  |            |              |                 |              |                |               |                |               |            |
| Apr-23      |            |             |              |             |             |            |             |                  |            |              |                 |              |                |               |                |               |            |
| May-23      |            |             |              |             |             |            |             |                  |            |              |                 |              |                |               |                |               |            |
| Jun-23      |            |             |              |             |             |            |             |                  |            |              |                 |              |                |               |                |               |            |
| Jul-23      |            |             |              |             |             |            |             |                  |            |              |                 |              |                |               |                |               |            |
| Aug-23      |            |             |              |             |             |            |             |                  |            |              |                 |              |                |               |                |               |            |
| Sep-23      |            |             |              |             |             |            |             |                  |            |              |                 |              |                |               |                |               |            |
| Oct-23      |            |             |              |             |             |            |             |                  |            |              |                 |              |                |               |                |               |            |
| Nov-23      |            |             |              |             |             |            |             |                  |            |              |                 |              |                |               |                |               |            |
| Dec-23      |            |             |              |             |             |            |             |                  |            |              |                 |              |                |               |                |               |            |
| <b>2023</b> | <b>6</b>   | <b>-25%</b> | <b>21</b>    | <b>133%</b> | <b>0.29</b> | <b>105</b> | <b>-9%</b>  | <b>17.50</b>     | <b>95</b>  | <b>94.1%</b> | <b>224,300</b>  | <b>2.3%</b>  | <b>188,750</b> | <b>-13.2%</b> | <b>245,667</b> | <b>-18.7%</b> | <b>319</b> |

| WEYBURN     |            |             |              |             |             |            |             |                  |           |              |                 |              |                |              |                |               |            |
|-------------|------------|-------------|--------------|-------------|-------------|------------|-------------|------------------|-----------|--------------|-----------------|--------------|----------------|--------------|----------------|---------------|------------|
|             | Sales      | Y/Y%        | New Listings | Y/Y%        | S/NL Ratio  | Inventory  | Y/Y%        | Months of Supply | DOM       | SP/LP        | Benchmark Price | Y/Y%         | Median Price   | Y/Y%         | Average Price  | Y/Y%          | Index      |
| Jan-13      | 6          | -40%        | 56           | 331%        | 0.11        | 73         | 87%         | 12.17            | 54        | 95.7%        | 239,700         | 9.9%         | 309,000        | 16.6%        | 311,317        | 20.8%         | 342        |
| Feb-13      | 8          | -43%        | 8            | -53%        | 1.00        | 71         | 82%         | 8.88             | 78        | 96.1%        | 242,000         | 7.1%         | 182,500        | -41.5%       | 174,838        | -42.8%        | 346        |
| Mar-13      | 11         | -42%        | 16           | -33%        | 0.69        | 69         | 64%         | 6.27             | 81        | 95.1%        | 238,300         | 5.3%         | 282,000        | 0.7%         | 258,636        | -11.4%        | 340        |
| Apr-13      | 10         | -38%        | 40           | 111%        | 0.25        | 99         | 130%        | 9.90             | 54        | 97.4%        | 239,000         | 4.0%         | 263,250        | -6.3%        | 297,530        | -2.9%         | 341        |
| May-13      | 22         | 38%         | 42           | 62%         | 0.52        | 114        | 133%        | 5.18             | 33        | 98.1%        | 253,400         | 8.8%         | 305,000        | 3.7%         | 329,295        | 7.6%          | 362        |
| Jun-13      | 11         | -48%        | 28           | 56%         | 0.39        | 123        | 173%        | 11.18            | 57        | 96.6%        | 253,500         | 6.6%         | 270,000        | 1.5%         | 289,500        | 11.1%         | 362        |
| Jul-13      | 23         | 92%         | 36           | 100%        | 0.64        | 128        | 172%        | 5.57             | 45        | 96.4%        | 251,200         | 4.8%         | 285,000        | -6.5%        | 303,891        | -0.2%         | 359        |
| Aug-13      | 11         | -15%        | 20           | -29%        | 0.55        | 130        | 124%        | 11.82            | 51        | 95.9%        | 258,900         | 8.4%         | 258,000        | 37.6%        | 260,764        | 36.5%         | 370        |
| Sep-13      | 9          | -57%        | 16           | -20%        | 0.56        | 127        | 149%        | 14.11            | 45        | 95.2%        | 260,300         | 8.1%         | 260,000        | -17.6%       | 284,500        | -14.8%        | 372        |
| Oct-13      | 10         | -41%        | 22           | 69%         | 0.45        | 131        | 220%        | 13.10            | 69        | 95.7%        | 256,100         | 5.7%         | 311,000        | 1.5%         | 307,200        | -5.4%         | 366        |
| Nov-13      | 9          | -10%        | 9            | -36%        | 1.00        | 118        | 188%        | 13.11            | 109       | 96.0%        | 258,700         | 7.7%         | 289,000        | 25.7%        | 293,000        | 17.6%         | 370        |
| Dec-13      | 11         | 0%          | 13           | 333%        | 0.85        | 109        | 336%        | 9.91             | 97        | 93.6%        | 254,900         | 5.8%         | 265,000        | 6.0%         | 299,209        | 13.6%         | 364        |
| <b>2013</b> | <b>141</b> | <b>-22%</b> | <b>306</b>   | <b>44%</b>  | <b>0.46</b> | <b>108</b> | <b>148%</b> | <b>9.16</b>      | <b>60</b> | <b>96.2%</b> | <b>250,500</b>  | <b>6.8%</b>  | <b>277,500</b> | <b>1.1%</b>  | <b>290,316</b> | <b>1.0%</b>   | <b>358</b> |
| Jan-14      | 13         | 117%        | 26           | -54%        | 0.50        | 52         | -29%        | 4.00             | 71        | 95.8%        | 256,600         | 7.1%         | 245,000        | -20.7%       | 285,531        | -8.3%         | 367        |
| Feb-14      | 7          | -13%        | 14           | 75%         | 0.50        | 55         | -23%        | 7.86             | 137       | 96.6%        | 254,300         | 5.1%         | 335,000        | 83.6%        | 347,429        | 98.7%         | 363        |
| Mar-14      | 13         | 18%         | 16           | 0%          | 0.81        | 56         | -19%        | 4.31             | 65        | 95.0%        | 254,600         | 6.8%         | 321,000        | 13.8%        | 347,177        | 34.2%         | 364        |
| Apr-14      | 16         | 60%         | 24           | -40%        | 0.67        | 59         | -40%        | 3.69             | 87        | 95.7%        | 253,200         | 5.9%         | 301,000        | 14.3%        | 337,250        | 13.3%         | 362        |
| May-14      | 19         | -14%        | 25           | -40%        | 0.76        | 61         | -46%        | 3.21             | 73        | 96.7%        | 254,500         | 0.4%         | 290,000        | -4.9%        | 291,363        | -11.5%        | 364        |
| Jun-14      | 19         | 73%         | 23           | -18%        | 0.83        | 63         | -49%        | 3.32             | 73        | 96.5%        | 256,900         | 1.3%         | 309,900        | 14.8%        | 307,100        | 6.1%          | 367        |
| Jul-14      | 7          | -70%        | 30           | -17%        | 0.23        | 79         | -38%        | 11.29            | 64        | 96.6%        | 260,800         | 3.8%         | 279,000        | -2.1%        | 287,986        | -5.2%         | 373        |
| Aug-14      | 22         | 100%        | 24           | 20%         | 0.92        | 76         | -42%        | 3.45             | 67        | 95.7%        | 261,200         | 0.9%         | 319,450        | 23.8%        | 300,282        | 15.2%         | 373        |
| Sep-14      | 26         | 189%        | 14           | -13%        | 1.86        | 59         | -54%        | 2.27             | 73        | 95.9%        | 257,100         | -1.2%        | 351,000        | 35.0%        | 346,381        | 21.8%         | 367        |
| Oct-14      | 8          | -20%        | 22           | 0%          | 0.36        | 63         | -52%        | 7.88             | 31        | 96.6%        | 256,800         | 0.3%         | 342,000        | 10.0%        | 365,113        | 18.9%         | 367        |
| Nov-14      | 7          | -22%        | 17           | 89%         | 0.41        | 62         | -47%        | 8.86             | 71        | 97.7%        | 255,300         | -1.3%        | 365,000        | 26.3%        | 357,571        | 22.0%         | 365        |
| Dec-14      | 8          | -27%        | 4            | -69%        | 2.00        | 50         | -54%        | 6.25             | 83        | 94.4%        | 259,200         | 1.7%         | 272,500        | 2.8%         | 315,313        | 5.4%          | 370        |
| <b>2014</b> | <b>165</b> | <b>17%</b>  | <b>239</b>   | <b>-22%</b> | <b>0.69</b> | <b>61</b>  | <b>-43%</b> | <b>4.45</b>      | <b>74</b> | <b>96.0%</b> | <b>256,708</b>  | <b>2.5%</b>  | <b>309,900</b> | <b>11.7%</b> | <b>321,202</b> | <b>10.6%</b>  | <b>367</b> |
| Jan-15      | 2          | -85%        | 19           | -27%        | 0.11        | 57         | 10%         | 28.50            | 46        | 94.9%        | 257,300         | 0.3%         | 400,000        | 63.3%        | 400,000        | 40.1%         | 368        |
| Feb-15      | 7          | 0%          | 12           | -14%        | 0.58        | 58         | 5%          | 8.29             | 102       | 93.1%        | 254,600         | 0.1%         | 260,000        | -22.4%       | 269,086        | -22.5%        | 364        |
| Mar-15      | 9          | -31%        | 20           | 25%         | 0.45        | 64         | 14%         | 7.11             | 80        | 95.1%        | 252,400         | -0.9%        | 275,000        | -14.3%       | 256,456        | -26.1%        | 361        |
| Apr-15      | 14         | -13%        | 30           | 25%         | 0.47        | 75         | 27%         | 5.36             | 80        | 94.8%        | 257,800         | 1.8%         | 366,000        | 21.6%        | 384,964        | 14.1%         | 368        |
| May-15      | 15         | -21%        | 22           | -12%        | 0.68        | 77         | 26%         | 5.13             | 80        | 95.0%        | 252,400         | -0.8%        | 276,000        | -4.8%        | 285,000        | -2.2%         | 361        |
| Jun-15      | 12         | -37%        | 25           | 9%          | 0.48        | 81         | 29%         | 6.75             | 76        | 95.2%        | 254,000         | -1.1%        | 272,000        | -12.2%       | 295,667        | -3.7%         | 363        |
| Jul-15      | 12         | 71%         | 19           | -37%        | 0.63        | 84         | 6%          | 7.00             | 64        | 95.6%        | 254,100         | -2.6%        | 295,000        | 5.7%         | 289,583        | 0.6%          | 363        |
| Aug-15      | 16         | -27%        | 17           | -29%        | 0.94        | 80         | 5%          | 5.00             | 89        | 93.6%        | 253,300         | -3.0%        | 287,000        | -10.2%       | 291,693        | -2.9%         | 362        |
| Sep-15      | 4          | -85%        | 23           | 64%         | 0.17        | 91         | 54%         | 22.75            | 44        | 93.0%        | 253,700         | -1.3%        | 228,500        | -34.9%       | 252,000        | -27.2%        | 362        |
| Oct-15      | 11         | 38%         | 19           | -14%        | 0.58        | 86         | 37%         | 7.82             | 57        | 94.5%        | 247,600         | -3.6%        | 294,000        | -14.0%       | 264,400        | -27.6%        | 354        |
| Nov-15      | 9          | 29%         | 11           | -35%        | 0.82        | 76         | 23%         | 8.44             | 68        | 93.8%        | 250,100         | -2.0%        | 259,900        | -28.8%       | 262,378        | -26.6%        | 357        |
| Dec-15      | 1          | -88%        | 11           | 175%        | 0.09        | 68         | 36%         | 68.00            | 200       | 100.0%       | 253,300         | -2.3%        | 124,900        | -54.2%       | 124,900        | -60.4%        | 362        |
| <b>2015</b> | <b>112</b> | <b>-32%</b> | <b>228</b>   | <b>-5%</b>  | <b>0.49</b> | <b>75</b>  | <b>22%</b>  | <b>8.01</b>      | <b>77</b> | <b>94.6%</b> | <b>253,383</b>  | <b>-1.3%</b> | <b>281,500</b> | <b>-9.2%</b> | <b>292,402</b> | <b>-9.0%</b>  | <b>362</b> |
| Jan-16      | 4          | 100%        | 21           | 11%         | 0.19        | 74         | 30%         | 18.50            | 101       | 91.8%        | 248,300         | -3.5%        | 264,000        | -34.0%       | 266,750        | -33.3%        | 355        |
| Feb-16      | 3          | -57%        | 21           | 75%         | 0.14        | 88         | 52%         | 29.33            | 148       | 94.3%        | 240,700         | -5.5%        | 320,000        | 23.1%        | 383,333        | 42.5%         | 344        |
| Mar-16      | 5          | -44%        | 27           | 35%         | 0.19        | 105        | 64%         | 21.00            | 66        | 95.0%        | 245,200         | -2.9%        | 372,000        | 35.3%        | 387,800        | 51.2%         | 350        |
| Apr-16      | 4          | -71%        | 34           | 13%         | 0.12        | 117        | 56%         | 29.25            | 140       | 91.5%        | 240,100         | -6.9%        | 291,925        | -20.2%       | 300,963        | -21.8%        | 343        |
| May-16      | 6          | -60%        | 25           | 14%         | 0.24        | 125        | 62%         | 20.83            | 76        | 97.2%        | 250,400         | -0.8%        | 306,000        | 10.9%        | 342,250        | 20.1%         | 358        |
| Jun-16      | 13         | 8%          | 23           | -8%         | 0.57        | 123        | 52%         | 9.46             | 58        | 93.6%        | 245,100         | -3.5%        | 220,000        | -19.1%       | 239,115        | -19.1%        | 350        |
| Jul-16      | 11         | -8%         | 20           | 5%          | 0.55        | 116        | 38%         | 10.55            | 79        | 95.4%        | 247,900         | -2.4%        | 309,000        | 4.7%         | 346,182        | 19.5%         | 354        |
| Aug-16      | 12         | -25%        | 26           | 53%         | 0.46        | 111        | 39%         | 9.25             | 64        | 93.6%        | 253,100         | -0.1%        | 257,500        | -10.3%       | 294,167        | 0.8%          | 362        |
| Sep-16      | 11         | 175%        | 42           | 83%         | 0.26        | 105        | 15%         | 9.55             | 88        | 94.7%        | 253,900         | 0.1%         | 274,500        | 20.1%        | 319,727        | 26.9%         | 363        |
| Oct-16      | 7          | -36%        | 26           | 37%         | 0.27        | 106        | 23%         | 15.14            | 78        | 92.9%        | 254,200         | 2.7%         | 274,500        | -6.6%        | 304,357        | 15.1%         | 363        |
| Nov-16      | 7          | -22%        | 15           | 36%         | 0.47        | 103        | 36%         | 14.71            | 103       | 92.6%        | 244,300         | -2.3%        | 250,000        | -3.8%        | 254,571        | -3.0%         | 349        |
| Dec-16      | 5          | 400%        | 5            | -55%        | 1.00        | 95         | 40%         | 19.00            | 126       | 92.5%        | 248,700         | -1.8%        | 195,000        | 56.1%        | 269,200        | 115.5%        | 355        |
| <b>2016</b> | <b>88</b>  | <b>-21%</b> | <b>285</b>   | <b>25%</b>  | <b>0.31</b> | <b>106</b> | <b>41%</b>  | <b>14.41</b>     | <b>85</b> | <b>94.1%</b> | <b>247,658</b>  | <b>-2.3%</b> | <b>274,500</b> | <b>-2.5%</b> | <b>302,674</b> | <b>3.5%</b>   | <b>354</b> |
| Jan-17      | 6          | 50%         | 13           | -38%        | 0.46        | 82         | 11%         | 13.67            | 109       | 93.9%        | 236,700         | -4.7%        | 234,000        | -11.4%       | 288,417        | 8.1%          | 338        |
| Feb-17      | 6          | 100%        | 21           | 0%          | 0.29        | 91         | 3%          | 15.17            | 116       | 90.9%        | 229,500         | -4.7%        | 282,000        | -11.9%       | 391,500        | 2.1%          | 328        |
| Mar-17      | 9          | 80%         | 21           | -22%        | 0.43        | 98         | -7%         | 10.89            | 138       | 93.9%        | 232,300         | -5.3%        | 424,762        | 14.2%        | 332,862        | -14.2%        | 332        |
| Apr-17      | 12         | 200%        | 29           | -15%        | 0.41        | 104        | -11%        | 8.67             | 105       | 91.8%        | 245,600         | 2.3%         | 244,500        | -16.2%       | 258,958        | -14.0%        | 351        |
| May-17      | 14         | 133%        | 33           | 32%         | 0.42        | 114        | -9%         | 8.14             | 60        | 94.1%        | 249,700         | -0.3%        | 260,250        | -15.0%       | 263,964        | -22.9%        | 357        |
| Jun-17      | 15         | 15%         | 33           | 43%         | 0.45        | 123        | 0%          | 8.20             | 65        | 93.5%        | 248,000         | 1.2%         | 246,000        | 11.8%        | 240,533        | 0.6%          | 354        |
| Jul-17      | 8          | -27%        | 15           | -25%        | 0.53        | 116        | 0%          | 14.50            | 93        | 94.3%        | 236,700         | -4.5%        | 238,750        | -22.7%       | 237,563        | -31.4%        | 338        |
| Aug-17      | 13         | 8%          | 31           | 19%         | 0.42        | 118        | 6%          | 9.08             | 90        | 93.1%        | 227,400         | -10.2%       | 187,000        | -27.4%       | 230,962        | -21.5%        | 325        |
| Sep-17      | 6          | -45%        | 26           | -38%        | 0.23        | 119        | 13%         | 19.83            | 58        | 94.9%        | 230,900         | -9.1%        | 273,750        | -0.3%        | 262,083        | -18.0%        | 330        |
| Oct-17      | 6          | -14%        | 11           | -58%        | 0.55        | 115        | 8%          | 19.17            | 63        | 93.5%        | 237,500         | -6.6%        | 271,000        | -1.3%        | 255,090        | -16.2%        | 339        |
| Nov-17      | 10         | 43%         | 11           | -27%        | 0.91        | 106        | 3%          | 10.60            | 87        | 89.9%        | 231,700         | -5.2%        | 205,000        | -18.0%       | 195,100        | -23.4%        | 331        |
| Dec-17      | 9          | 80%         | 14           | 180%        | 0.64        | 102        | 7%          | 11.33            | 113       | 94.2%        | 226,600         | -8.9%        | 256,000        | 31.3%        | 275,056        | 2.2%          | 324        |
| <b>2017</b> | <b>114</b> | <b>30%</b>  | <b>258</b>   | <b>-9%</b>  | <b>0.44</b> | <b>107</b> | <b>2%</b>   | <b>11.30</b>     | <b>89</b> | <b>93.1%</b> | <b>236,050</b>  | <b>-4.7%</b> | <b>250,000</b> | <b>-8.9%</b> | <b>262,446</b> | <b>-13.3%</b> | <b>337</b> |
| Jan-18      | 10         | 67%         | 17           | 31%         | 0.59        | 102        | 24%         | 10.20            | 124       | 94.2%        | 222,100         | -6.2%        | 267,000        | 14.1%        | 292,750        | 1.5%          | 317        |
| Feb-18      | 1          | -83%        | 7            | -67%        | 0.14        | 99         | 9%          | 99.00            | 202       | 96.0%        | 230,200         | 0.3%         | 216,000        | -23.4%       | 216,000        | -44.8%        | 329        |
| Mar-18      | 3          | -67%        | 18           | -14%        | 0.17        | 102        | 4%          | 34.00            | 31        | 91.5%        | 227,300         | -2.2%        | 100,000        | -76.5%       | 111,000        | -66.7%        | 325        |
| Apr-18      | 12         | 0%          | 35           | 21%         | 0.34        | 115        | 11%         | 9.58             | 112       | 95.1%        | 218,000         | -11.2%       | 266,500        | 9.0%         | 268,833        | 3.8%          | 311        |
| May-18      | 9          | -36%        | 28           | -15%        | 0.32        | 123        | 8%          | 13.67            | 81        | 92.0%        | 219,900         | -11.9%       | 209,000        | -19.7%       | 247,839        | -6.1%         | 314        |
| Jun-18      | 7          | -53%        | 32           | -3%         | 0.22        | 137        | 11%         | 19.57            | 95        | 91.9%        | 220,300         | -11.2%       | 215,000        | -12.6%       | 247,429        | 2.9%          | 315        |
| Jul-18      | 10         | 25%         | 29           | 93%         | 0.34        | 140        | 21%         | 14.00            | 83        | 92.9%        | 219,900         | -7.1%        | 205,000        | -14.1%       | 224,550        | -5.5%         | 314        |
| Aug-18      | 7          | -46%        | 25           | -19%        | 0.28        | 148        | 25%         | 21.14            | 83        | 94.1%        | 218,800         | -3.8%        | 280,000        | 49.7%        | 323,286        | 40.0%         | 313        |
| Sep-18      | 4          | -33%        | 11           | -58%        |             |            |             |                  |           |              |                 |              |                |              |                |               |            |

| WEYBURN     |            |             |              |             |             |            |             |                  |            |              |                 |              |                |               |                |               |            |
|-------------|------------|-------------|--------------|-------------|-------------|------------|-------------|------------------|------------|--------------|-----------------|--------------|----------------|---------------|----------------|---------------|------------|
|             | Sales      | Y/Y%        | New Listings | Y/Y%        | S/NL Ratio  | Inventory  | Y/Y%        | Months of Supply | DOM        | SP/LP        | Benchmark Price | Y/Y%         | Median Price   | Y/Y%          | Average Price  | Y/Y%          | Index      |
| Jan-19      | 4          | -60%        | 16           | -6%         | 0.25        | 124        | 22%         | 31.00            | 97         | 86.9%        | 205,800         | -7.3%        | 227,000        | -15.0%        | 226,625        | -22.6%        | 294        |
| Feb-19      | 9          | 800%        | 9            | 29%         | 1.00        | 118        | 19%         | 13.11            | 123        | 93.9%        | 203,600         | -11.6%       | 215,000        | -0.5%         | 218,500        | 1.2%          | 291        |
| Mar-19      | 8          | 167%        | 22           | 22%         | 0.36        | 123        | 21%         | 15.38            | 165        | 91.3%        | 201,300         | -11.4%       | 245,000        | 145.0%        | 282,625        | 154.6%        | 288        |
| Apr-19      | 11         | -8%         | 26           | -26%        | 0.42        | 126        | 10%         | 11.45            | 156        | 93.4%        | 199,600         | -8.4%        | 275,000        | 3.2%          | 250,582        | -6.8%         | 285        |
| May-19      | 15         | 67%         | 20           | -29%        | 0.75        | 119        | -3%         | 7.93             | 138        | 92.6%        | 213,200         | -3.0%        | 221,000        | 5.7%          | 233,527        | -5.8%         | 305        |
| Jun-19      | 13         | 86%         | 24           | -25%        | 0.54        | 119        | -13%        | 9.15             | 130        | 93.0%        | 218,300         | -0.9%        | 263,000        | 22.3%         | 264,462        | 6.9%          | 312        |
| Jul-19      | 5          | -50%        | 15           | -48%        | 0.33        | 118        | -16%        | 23.60            | 81         | 95.2%        | 220,400         | 0.2%         | 305,000        | 48.8%         | 321,000        | 43.0%         | 315        |
| Aug-19      | 8          | 14%         | 22           | -12%        | 0.36        | 117        | -21%        | 14.63            | 114        | 87.6%        | 221,100         | 1.1%         | 168,500        | -39.8%        | 181,938        | -43.7%        | 316        |
| Sep-19      | 6          | 50%         | 30           | 173%        | 0.20        | 134        | -7%         | 22.33            | 81         | 88.8%        | 215,200         | -1.8%        | 200,000        | -25.9%        | 219,167        | -22.4%        | 307        |
| Oct-19      | 16         | 300%        | 21           | -9%         | 0.76        | 124        | -9%         | 7.75             | 75         | 92.7%        | 215,600         | -1.2%        | 258,000        | 27.4%         | 248,863        | 3.2%          | 308        |
| Nov-19      | 10         | 43%         | 11           | -42%        | 0.91        | 116        | -15%        | 11.60            | 93         | 90.4%        | 220,400         | 2.9%         | 207,500        | 30.1%         | 255,540        | 23.0%         | 315        |
| Dec-19      | 2          | -67%        | 7            | -30%        | 0.29        | 115        | -6%         | 57.50            | 148        | 91.0%        | 211,900         | 2.6%         | 169,750        | -1.0%         | 169,750        | -2.8%         | 303        |
| <b>2019</b> | <b>107</b> | <b>34%</b>  | <b>223</b>   | <b>-12%</b> | <b>0.48</b> | <b>121</b> | <b>-3%</b>  | <b>13.58</b>     | <b>117</b> | <b>92.0%</b> | <b>212,200</b>  | <b>-3.4%</b> | <b>245,000</b> | <b>12.4%</b>  | <b>243,771</b> | <b>-1.4%</b>  | <b>303</b> |
| Jan-20      | 9          | 125%        | 16           | 0%          | 0.56        | 114        | -8%         | 12.67            | 61         | 93.6%        | 211,500         | 2.8%         | 207,500        | -8.6%         | 246,444        | 8.7%          | 302        |
| Feb-20      | 2          | -78%        | 16           | 78%         | 0.13        | 121        | 3%          | 60.50            | 29         | 90.0%        | 211,900         | 4.1%         | 242,500        | 12.8%         | 242,500        | 11.0%         | 303        |
| Mar-20      | 5          | -38%        | 12           | -45%        | 0.42        | 107        | -13%        | 21.40            | 75         | 95.2%        | 208,400         | 3.5%         | 162,500        | -33.7%        | 191,900        | -32.1%        | 298        |
| Apr-20      | 3          | -73%        | 7            | -73%        | 0.43        | 101        | -20%        | 33.67            | 98         | 90.2%        | 201,900         | 1.2%         | 210,000        | -23.6%        | 199,000        | -20.6%        | 288        |
| May-20      | 12         | -20%        | 24           | 20%         | 0.50        | 108        | -9%         | 9.00             | 115        | 92.0%        | 208,100         | -2.4%        | 277,500        | 25.6%         | 294,125        | 25.9%         | 297        |
| Jun-20      | 14         | 8%          | 22           | -8%         | 0.64        | 102        | -14%        | 7.29             | 93         | 94.5%        | 217,700         | -0.3%        | 242,450        | -7.8%         | 270,229        | 2.2%          | 311        |
| Jul-20      | 15         | 200%        | 21           | 40%         | 0.71        | 97         | -18%        | 6.47             | 140        | 93.4%        | 210,700         | -4.4%        | 260,000        | -14.8%        | 289,067        | -9.9%         | 301        |
| Aug-20      | 13         | 63%         | 16           | -27%        | 0.81        | 91         | -22%        | 7.00             | 80         | 93.4%        | 210,300         | -4.9%        | 215,500        | 27.9%         | 253,962        | 39.6%         | 300        |
| Sep-20      | 10         | 67%         | 19           | -37%        | 0.53        | 86         | -36%        | 8.60             | 77         | 92.1%        | 209,600         | -2.6%        | 216,500        | 8.3%          | 221,075        | 0.9%          | 299        |
| Oct-20      | 8          | -50%        | 16           | -24%        | 0.50        | 82         | -34%        | 10.25            | 106        | 92.7%        | 214,500         | -0.5%        | 315,500        | 22.3%         | 281,000        | 12.9%         | 306        |
| Nov-20      | 4          | -60%        | 7            | -36%        | 0.57        | 77         | -34%        | 19.25            | 128        | 91.2%        | 208,700         | -5.3%        | 195,000        | -6.0%         | 194,250        | -24.0%        | 298        |
| Dec-20      | 5          | 150%        | 5            | -29%        | 1.00        | 74         | -36%        | 14.80            | 109        | 93.9%        | 202,600         | -4.4%        | 240,000        | 41.4%         | 240,700        | 41.8%         | 289        |
| <b>2020</b> | <b>100</b> | <b>-7%</b>  | <b>181</b>   | <b>-19%</b> | <b>0.55</b> | <b>97</b>  | <b>-20%</b> | <b>11.60</b>     | <b>98</b>  | <b>93.1%</b> | <b>209,658</b>  | <b>-1.2%</b> | <b>238,500</b> | <b>-2.7%</b>  | <b>256,490</b> | <b>5.2%</b>   | <b>299</b> |
| Jan-21      | 7          | -22%        | 17           | 6%          | 0.41        | 76         | -33%        | 10.86            | 114        | 92.1%        | 208,700         | -1.3%        | 235,000        | 13.3%         | 240,000        | -2.6%         | 298        |
| Feb-21      | 8          | 300%        | 12           | -25%        | 0.67        | 76         | -37%        | 9.50             | 151        | 94.2%        | 212,100         | 0.1%         | 285,750        | 17.8%         | 336,938        | 38.9%         | 303        |
| Mar-21      | 9          | 80%         | 22           | 83%         | 0.41        | 84         | -21%        | 9.33             | 127        | 93.6%        | 214,100         | 2.7%         | 273,000        | 68.0%         | 309,556        | 61.3%         | 306        |
| Apr-21      | 11         | 267%        | 23           | 229%        | 0.48        | 92         | -9%         | 8.36             | 122        | 94.8%        | 219,000         | 8.5%         | 241,000        | 14.8%         | 280,364        | 40.9%         | 313        |
| May-21      | 18         | 50%         | 20           | -17%        | 0.90        | 91         | -16%        | 5.06             | 87         | 94.8%        | 217,400         | 4.5%         | 272,000        | -2.0%         | 255,361        | -13.2%        | 311        |
| Jun-21      | 14         | 0%          | 20           | -9%         | 0.70        | 91         | -11%        | 6.50             | 67         | 93.3%        | 220,200         | 1.1%         | 236,250        | -2.6%         | 236,036        | -12.7%        | 315        |
| Jul-21      | 9          | -40%        | 16           | -24%        | 0.56        | 92         | -5%         | 10.22            | 104        | 93.7%        | 214,500         | 1.8%         | 310,000        | 19.2%         | 340,333        | 17.7%         | 306        |
| Aug-21      | 11         | -15%        | 14           | -13%        | 0.79        | 84         | -8%         | 7.64             | 69         | 95.2%        | 220,500         | 4.9%         | 264,000        | 22.5%         | 312,682        | 23.1%         | 315        |
| Sep-21      | 7          | -30%        | 18           | -5%         | 0.39        | 84         | -2%         | 12.00            | 72         | 94.6%        | 220,700         | 5.3%         | 230,000        | 6.2%          | 241,357        | 9.2%          | 315        |
| Oct-21      | 10         | 25%         | 20           | 25%         | 0.50        | 86         | 5%          | 8.60             | 80         | 95.0%        | 224,800         | 4.8%         | 251,750        | -20.2%        | 242,600        | -13.7%        | 321        |
| Nov-21      | 13         | 225%        | 15           | 114%        | 0.87        | 78         | 1%          | 6.00             | 72         | 96.6%        | 226,000         | 8.3%         | 268,000        | 37.4%         | 285,808        | 47.1%         | 323        |
| Dec-21      | 5          | 0%          | 12           | 140%        | 0.42        | 80         | 8%          | 16.00            | 34         | 93.4%        | 229,500         | 13.3%        | 265,000        | 10.4%         | 290,900        | 20.9%         | 328        |
| <b>2021</b> | <b>122</b> | <b>22%</b>  | <b>209</b>   | <b>15%</b>  | <b>0.58</b> | <b>85</b>  | <b>-13%</b> | <b>8.31</b>      | <b>91</b>  | <b>94.4%</b> | <b>218,958</b>  | <b>4.4%</b>  | <b>264,500</b> | <b>10.9%</b>  | <b>278,152</b> | <b>8.4%</b>   | <b>313</b> |
| Jan-22      | 6          | -14%        | 8            | -53%        | 0.75        | 81         | 7%          | 13.50            | 64         | 97.8%        | 229,300         | 9.9%         | 313,500        | 33.4%         | 350,917        | 46.2%         | 328        |
| Feb-22      | 6          | -25%        | 14           | 17%         | 0.43        | 85         | 12%         | 14.17            | 31         | 96.0%        | 224,400         | 5.8%         | 279,500        | -2.2%         | 327,333        | -2.9%         | 321        |
| Mar-22      | 12         | 33%         | 22           | 0%          | 0.55        | 86         | 2%          | 7.17             | 93         | 94.7%        | 221,700         | 3.5%         | 347,500        | 27.3%         | 336,083        | 8.6%          | 317        |
| Apr-22      | 20         | 82%         | 26           | 13%         | 0.77        | 85         | -8%         | 4.25             | 113        | 95.1%        | 229,000         | 4.6%         | 250,250        | 3.8%          | 277,475        | -1.0%         | 327        |
| May-22      | 11         | -39%        | 30           | 50%         | 0.37        | 95         | 4%          | 8.64             | 81         | 93.6%        | 234,100         | 7.7%         | 275,000        | 1.1%          | 324,273        | 27.0%         | 334        |
| Jun-22      | 13         | -7%         | 22           | 10%         | 0.59        | 101        | 11%         | 7.77             | 67         | 92.9%        | 240,800         | 9.4%         | 290,000        | 22.8%         | 272,569        | 15.5%         | 344        |
| Jul-22      | 12         | 33%         | 23           | 44%         | 0.52        | 105        | 14%         | 8.75             | 69         | 95.2%        | 236,800         | 10.4%        | 251,500        | -18.9%        | 252,408        | -25.8%        | 338        |
| Aug-22      | 5          | -55%        | 18           | 29%         | 0.28        | 106        | 26%         | 21.20            | 83         | 96.5%        | 242,500         | 10.0%        | 408,200        | 54.6%         | 353,540        | 13.1%         | 346        |
| Sep-22      | 19         | 171%        | 18           | 0%          | 1.06        | 88         | 5%          | 4.63             | 84         | 93.5%        | 250,200         | 13.4%        | 225,000        | -2.2%         | 209,895        | -13.0%        | 357        |
| Oct-22      | 7          | -30%        | 12           | -40%        | 0.58        | 80         | -7%         | 11.43            | 46         | 93.2%        | 242,600         | 7.9%         | 259,000        | 2.9%          | 300,986        | 24.1%         | 347        |
| Nov-22      | 4          | -69%        | 13           | -13%        | 0.31        | 78         | 0%          | 19.50            | 101        | 90.4%        | 237,500         | 5.1%         | 182,500        | -31.9%        | 208,250        | -27.1%        | 339        |
| Dec-22      | 8          | 60%         | 7            | -42%        | 1.14        | 72         | -10%        | 9.00             | 59         | 92.3%        | 239,000         | 4.1%         | 248,750        | -6.1%         | 252,050        | -13.4%        | 341        |
| <b>2022</b> | <b>123</b> | <b>1%</b>   | <b>213</b>   | <b>2%</b>   | <b>0.58</b> | <b>89</b>  | <b>5%</b>   | <b>8.63</b>      | <b>79</b>  | <b>94.4%</b> | <b>235,658</b>  | <b>7.6%</b>  | <b>255,500</b> | <b>-3.4%</b>  | <b>280,515</b> | <b>0.8%</b>   | <b>337</b> |
| Jan-23      | 5          | -17%        | 12           | 50%         | 0.42        | 65         | -20%        | 13.00            | 81         | 94.9%        | 236,700         | 3.2%         | 192,500        | -38.6%        | 265,000        | -24.5%        | 338        |
| Feb-23      |            |             |              |             |             |            |             |                  |            |              |                 |              |                |               |                |               |            |
| Mar-23      |            |             |              |             |             |            |             |                  |            |              |                 |              |                |               |                |               |            |
| Apr-23      |            |             |              |             |             |            |             |                  |            |              |                 |              |                |               |                |               |            |
| May-23      |            |             |              |             |             |            |             |                  |            |              |                 |              |                |               |                |               |            |
| Jun-23      |            |             |              |             |             |            |             |                  |            |              |                 |              |                |               |                |               |            |
| Jul-23      |            |             |              |             |             |            |             |                  |            |              |                 |              |                |               |                |               |            |
| Aug-23      |            |             |              |             |             |            |             |                  |            |              |                 |              |                |               |                |               |            |
| Sep-23      |            |             |              |             |             |            |             |                  |            |              |                 |              |                |               |                |               |            |
| Oct-23      |            |             |              |             |             |            |             |                  |            |              |                 |              |                |               |                |               |            |
| Nov-23      |            |             |              |             |             |            |             |                  |            |              |                 |              |                |               |                |               |            |
| Dec-23      |            |             |              |             |             |            |             |                  |            |              |                 |              |                |               |                |               |            |
| <b>2023</b> | <b>5</b>   | <b>-17%</b> | <b>12</b>    | <b>50%</b>  | <b>0.42</b> | <b>65</b>  | <b>-20%</b> | <b>13.00</b>     | <b>81</b>  | <b>94.9%</b> | <b>236,700</b>  | <b>3.2%</b>  | <b>192,500</b> | <b>-38.6%</b> | <b>265,000</b> | <b>-24.5%</b> | <b>338</b> |



## Monthly Sales Comparison



### SALES

**18**

↑ 28.6% Y/Y    ↑ 28.6% YTD  
10-year average spread

46.3% ↑    46.3% ↑

### NEW LISTINGS

**23**

↑ 27.8% Y/Y    ↑ 27.8% YTD  
10-year average spread

26.8% ↓    26.8% ↓

### INVENTORY

**75**

↓ 19.4% Y/Y    Monthly trend\*  
10-year average spread

39.9% ↓    39.9% ↓

### MONTHS OF SUPPLY

**4.17**

↓ 37.3% Y/Y    Monthly trend\*  
10-year average spread

61.9% ↓    61.9% ↓



### TOTAL RESIDENTIAL BENCHMARK PRICE

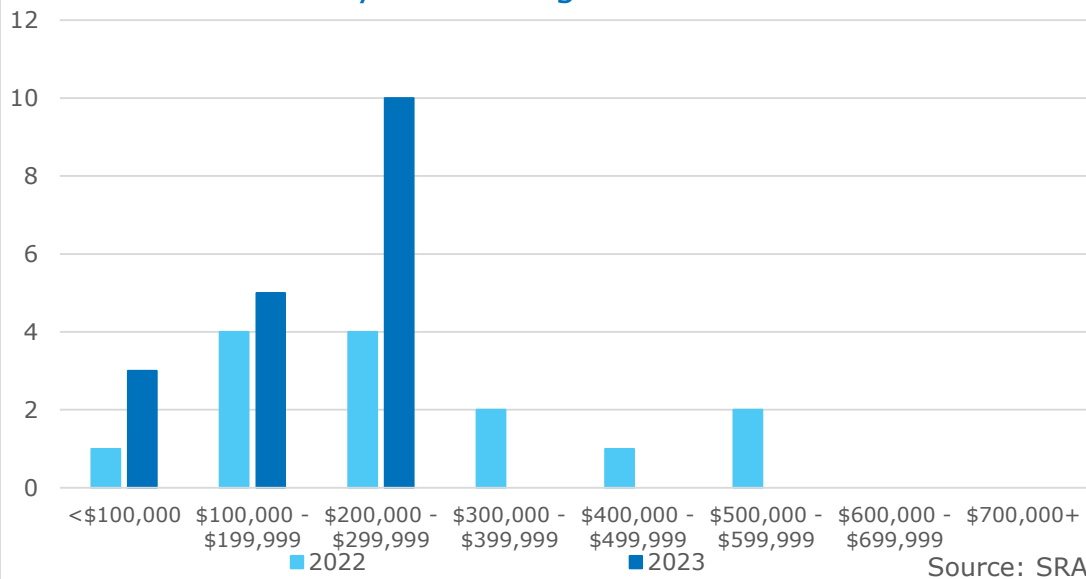
**\$ 229,100**

↓ 1.3% Y/Y

Monthly trend\*

## Residential Sales by Price Range

YTD-JAN





## January 2023

|                          | Sales     |            | New Listings |            | Inventory |             | Months of Supply |             | DOM       | Benchmark        |            | Avg Price        |             |
|--------------------------|-----------|------------|--------------|------------|-----------|-------------|------------------|-------------|-----------|------------------|------------|------------------|-------------|
|                          | Actual    | Y/Y%       | Actual       | Y/Y%       | Actual    | Y/Y%        | Actual           | Y/Y%        | Actual    | Actual           | Y/Y%       | Actual           | Y/Y%        |
| Detached                 | 14        | 40%        | 18           | 38%        | 54        | -22%        | 3.86             | -44%        | 61        | \$229,100        | -1%        | \$207,250        | -19%        |
| Attached                 | 1         | -67%       | 3            | 200%       | 10        | -17%        | 10.00            | 150%        | 51        | -                | -          | \$199,950        | -20%        |
| Apartment                | 2         | -          | 1            | -67%       | 5         | -44%        | 2.50             | -           | 120       | -                | -          | \$170,500        | -           |
| Mobile                   | 1         | -          | 1            | 0%         | 4         | 33%         | 4.00             | -           | 2         | -                | -          | \$82,000         | -           |
| <b>Total Residential</b> | <b>18</b> | <b>29%</b> | <b>23</b>    | <b>28%</b> | <b>75</b> | <b>-19%</b> | <b>4.17</b>      | <b>-37%</b> | <b>64</b> | <b>\$229,100</b> | <b>-1%</b> | <b>\$195,803</b> | <b>-28%</b> |

## 10-Year Averages

|                   | Sales |       | New Listings |       | Inventory |       | Months of Supply |       | DOM | Benchmark |       | Avg Price |       |
|-------------------|-------|-------|--------------|-------|-----------|-------|------------------|-------|-----|-----------|-------|-----------|-------|
|                   | Avg   | %Diff | Avg          | %Diff | Avg       | %Diff | Avg              | %Diff | Avg | Avg       | %Diff | Avg       | %Diff |
| Total Residential | 12    | 46%   | 31           | -27%  | 125       | -40%  | 10.93            | -62%  | 92  | \$215,110 | 7%    | \$210,710 | -7%   |

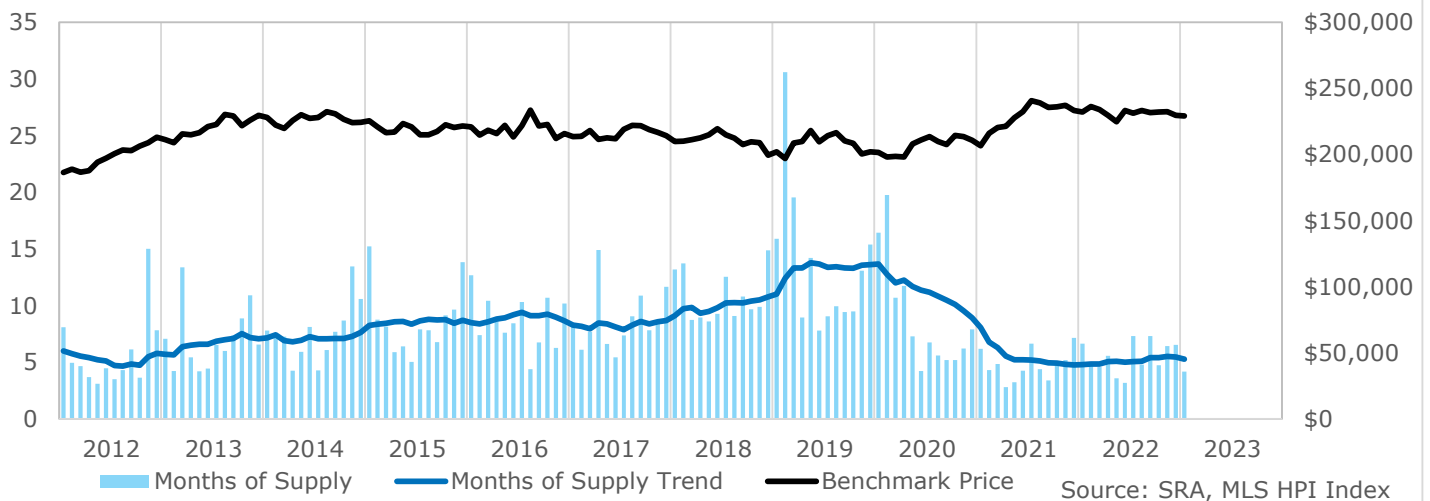
## Year-to-Date January 2023

|                          | Sales     |            | New Listings |            | Inventory |             | Months of Supply |             | DOM       | Benchmark        |            | Avg Price        |             |
|--------------------------|-----------|------------|--------------|------------|-----------|-------------|------------------|-------------|-----------|------------------|------------|------------------|-------------|
|                          | Actual    | Y/Y%       | Actual       | Y/Y%       | Actual    | Y/Y%        | Actual           | Y/Y%        | Actual    | Actual           | Y/Y%       | Actual           | Y/Y%        |
| Detached                 | 14        | 40%        | 18           | 38%        | 54        | -22%        | 3.86             | -44%        | 61        | \$229,100        | -1%        | \$207,250        | -19%        |
| Attached                 | 1         | -67%       | 3            | 200%       | 10        | -17%        | 10.00            | 150%        | 51        | -                | -          | \$199,950        | -20%        |
| Apartment                | 2         | -          | 1            | -67%       | 5         | -44%        | 2.50             | -           | 120       | -                | -          | \$170,500        | -           |
| Mobile                   | 1         | -          | 1            | 0%         | 4         | 33%         | 4.00             | -           | 2         | -                | -          | \$82,000         | -           |
| <b>Total Residential</b> | <b>18</b> | <b>29%</b> | <b>23</b>    | <b>28%</b> | <b>75</b> | <b>-19%</b> | <b>4.17</b>      | <b>-37%</b> | <b>64</b> | <b>\$229,100</b> | <b>-1%</b> | <b>\$195,803</b> | <b>-28%</b> |

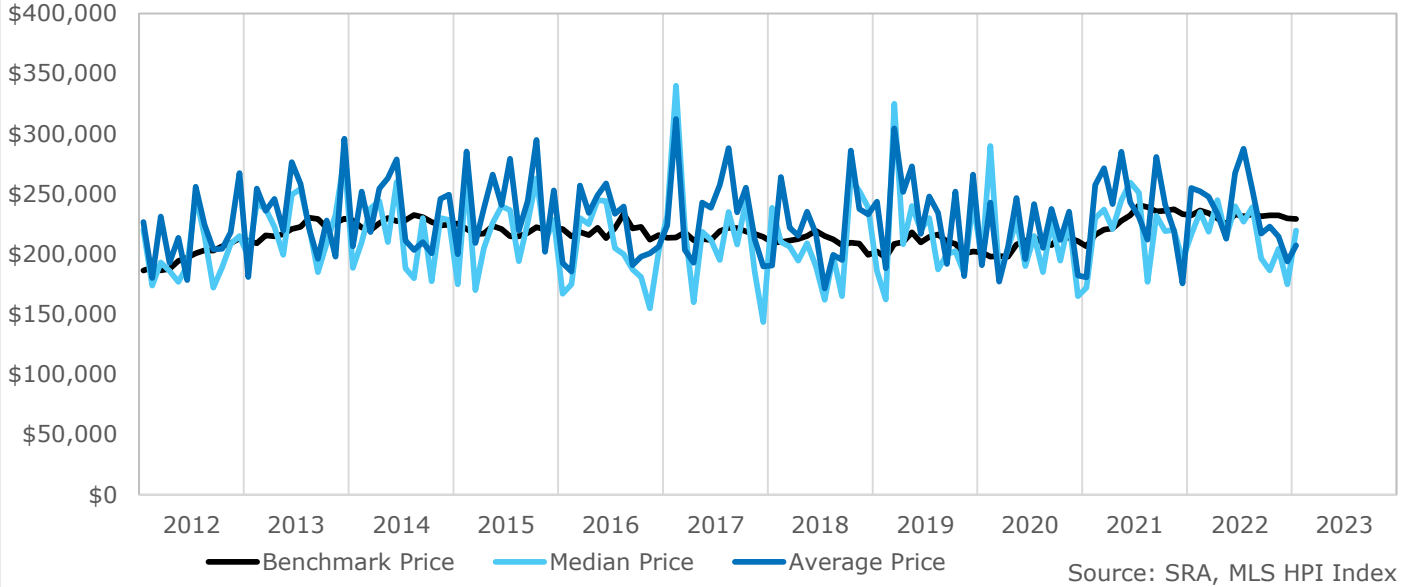
## 10-Year Averages

|                   | Sales |       | New Listings |       | Inventory |       | Months of Supply |       | DOM | Benchmark |       | Avg Price |       |
|-------------------|-------|-------|--------------|-------|-----------|-------|------------------|-------|-----|-----------|-------|-----------|-------|
|                   | Avg   | %Diff | Avg          | %Diff | Avg       | %Diff | Avg              | %Diff | Avg | Avg       | %Diff | Avg       | %Diff |
| Total Residential | 12    | 46%   | 31           | -27%  | 125       | -40%  | 10.93            | -62%  | 92  | \$215,110 | 7%    | \$210,710 | -7%   |

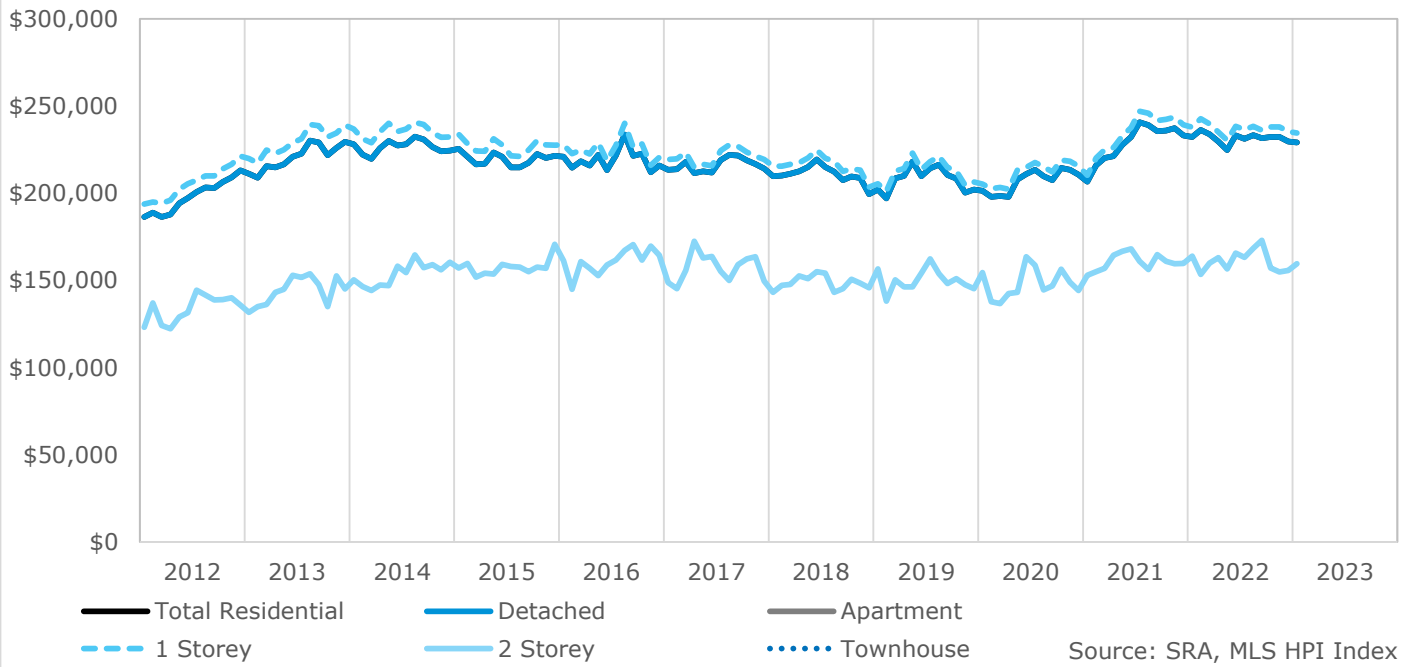
## Residential Months of Supply and Price



**Single Family Pricing**



**Benchmark Price**



## HPI Benchmark Attributes

|                                            | Composite              |
|--------------------------------------------|------------------------|
| Bedrooms, Above Ground                     | 3                      |
| Bathrooms, Full                            | 2                      |
| Bathrooms, Half                            | 0                      |
| Garage                                     | Attached, Single width |
| Gross Living Area, Above Ground (Sq. Ft.)  | 1190                   |
| Lot Size                                   | -                      |
| Fireplaces, Number of                      | 0                      |
| Year Built                                 | 1968                   |
| January 2023 Benchmark Price               | \$229,100              |
| Single Family Share of Sales, Last 3 Years | 100%                   |
| Apartment Share of Sales, Last 3 Years     | -                      |
| Townhouse Share of Sales, Last 3 Years     | -                      |

|                                            | Single Family          | 1 Storey               | 2 Storey               |
|--------------------------------------------|------------------------|------------------------|------------------------|
| Bedrooms, Above Ground                     | 3                      | 3                      | 3                      |
| Bathrooms, Full                            | 2                      | 2                      | 2                      |
| Bathrooms, Half                            | 0                      | 0                      | 0                      |
| Garage                                     | Attached, Single width | Attached, Single width | Attached, Single width |
| Gross Living Area, Above Ground (Sq. Ft.)  | 1190                   | 1181                   | 1460                   |
| Lot Size                                   | 7019                   | 7139                   | 6552                   |
| Fireplaces, Number of                      | 0                      | 0                      | 0                      |
| Year Built                                 | 1968                   | 1972                   | 1949                   |
| January 2023 Benchmark Price               | \$229,100              | \$234,600              | \$159,500              |
| Share of Total Sales, Last 3 Years         | 100%                   | 93%                    | 7%                     |
| Share of Single Family Sales, Last 3 Years | 100%                   | 93%                    | 7%                     |

|                                           | Apartment | Townhouse |
|-------------------------------------------|-----------|-----------|
| Bedrooms, Above Ground                    | -         | -         |
| Bathrooms, Full                           | -         | -         |
| Bathrooms, Half                           | -         | -         |
| Garage                                    | -         | -         |
| Gross Living Area, Above Ground (Sq. Ft.) | -         | -         |
| Fireplaces, Number of                     | -         | -         |
| Year Built                                | -         | -         |
| January 2023 Benchmark Price              | -         | -         |

| YORKTON     |            |            |              |             |             |            |            |                  |           |              |                 |              |                |              |                |              |            |
|-------------|------------|------------|--------------|-------------|-------------|------------|------------|------------------|-----------|--------------|-----------------|--------------|----------------|--------------|----------------|--------------|------------|
|             | Sales      | Y/Y%       | New Listings | Y/Y%        | S/NL Ratio  | Inventory  | Y/Y%       | Months of Supply | DOM       | SP/LP        | Benchmark Price | Y/Y%         | Median Price   | Y/Y%         | Average Price  | Y/Y%         | Index      |
| Jan-13      | 14         | 17%        | 26           | -26%        | 0.54        | 99         | 2%         | 7.07             | 116       | 94.4%        | 211,100         | 13.3%        | 204,500        | 1.4%         | 190,286        | -12.9%       | 320        |
| Feb-13      | 21         | 11%        | 24           | 14%         | 0.88        | 89         | -5%        | 4.24             | 79        | 94.8%        | 208,900         | 10.6%        | 242,000        | 40.7%        | 252,390        | 45.9%        | 317        |
| Mar-13      | 8          | -62%       | 32           | 0%          | 0.25        | 107        | 9%         | 13.38            | 70        | 95.5%        | 215,500         | 15.5%        | 241,250        | 25.0%        | 248,988        | 7.6%         | 327        |
| Apr-13      | 21         | -9%        | 37           | 68%         | 0.57        | 114        | 34%        | 5.43             | 72        | 95.8%        | 214,900         | 14.4%        | 224,000        | 20.4%        | 247,050        | 28.1%        | 326        |
| May-13      | 29         | 4%         | 51           | 11%         | 0.57        | 122        | 40%        | 4.21             | 83        | 90.0%        | 216,600         | 11.5%        | 190,000        | 11.1%        | 217,131        | 6.8%         | 328        |
| Jun-13      | 30         | 43%        | 51           | 21%         | 0.59        | 133        | 41%        | 4.43             | 61        | 95.4%        | 221,000         | 12.1%        | 249,500        | 31.3%        | 276,364        | 54.9%        | 335        |
| Jul-13      | 21         | -19%       | 40           | 11%         | 0.53        | 137        | 51%        | 6.52             | 66        | 95.0%        | 222,700         | 11.0%        | 250,000        | 0.6%         | 251,686        | -1.7%        | 337        |
| Aug-13      | 24         | 20%        | 44           | 29%         | 0.55        | 144        | 67%        | 6.00             | 56        | 96.8%        | 230,200         | 13.2%        | 220,000        | 2.3%         | 213,094        | -5.6%        | 349        |
| Sep-13      | 19         | 19%        | 34           | 0%          | 0.56        | 140        | 43%        | 7.37             | 69        | 94.3%        | 229,200         | 13.0%        | 180,000        | 6.8%         | 180,868        | -5.2%        | 347        |
| Oct-13      | 15         | -40%       | 33           | 3%          | 0.45        | 133        | 46%        | 8.87             | 90        | 86.2%        | 221,800         | 7.4%         | 215,000        | 16.8%        | 229,467        | 15.4%        | 336        |
| Nov-13      | 11         | 57%        | 19           | -37%        | 0.58        | 120        | 14%        | 10.91            | 128       | 94.8%        | 226,000         | 8.1%         | 233,000        | 33.1%        | 199,253        | -5.0%        | 342        |
| Dec-13      | 16         | 33%        | 22           | 100%        | 0.73        | 105        | 12%        | 6.56             | 83        | 95.2%        | 229,500         | 7.7%         | 259,893        | 23.0%        | 291,574        | 15.9%        | 348        |
| <b>2013</b> | <b>229</b> | <b>0%</b>  | <b>413</b>   | <b>10%</b>  | <b>0.55</b> | <b>120</b> | <b>29%</b> | <b>6.30</b>      | <b>77</b> | <b>94.0%</b> | <b>220,617</b>  | <b>11.4%</b> | <b>220,000</b> | <b>15.8%</b> | <b>235,227</b> | <b>12.0%</b> | <b>334</b> |
| Jan-14      | 14         | 0%         | 36           | 38%         | 0.39        | 109        | 10%        | 7.79             | 87        | 95.2%        | 228,000         | 8.0%         | 203,750        | -0.4%        | 217,714        | 14.4%        | 346        |
| Feb-14      | 14         | -33%       | 20           | -17%        | 0.70        | 105        | 18%        | 7.50             | 64        | 95.8%        | 222,200         | 6.4%         | 210,000        | -13.2%       | 248,143        | -1.7%        | 337        |
| Mar-14      | 16         | 100%       | 37           | 16%         | 0.43        | 116        | 8%         | 7.25             | 79        | 93.8%        | 219,800         | 2.0%         | 250,750        | 3.9%         | 244,500        | -1.8%        | 333        |
| Apr-14      | 27         | 29%        | 34           | -8%         | 0.79        | 115        | 1%         | 4.26             | 115       | 94.8%        | 225,800         | 5.1%         | 242,500        | 8.3%         | 248,399        | 0.5%         | 342        |
| May-14      | 22         | -24%       | 51           | 0%          | 0.43        | 130        | 7%         | 5.91             | 81        | 95.3%        | 230,000         | 6.2%         | 182,750        | -3.8%        | 227,432        | 4.7%         | 349        |
| Jun-14      | 17         | -43%       | 45           | -12%        | 0.38        | 138        | 4%         | 8.12             | 56        | 95.9%        | 227,400         | 2.9%         | 230,000        | -7.8%        | 275,746        | -0.2%        | 345        |
| Jul-14      | 33         | 57%        | 54           | 35%         | 0.61        | 141        | 3%         | 4.27             | 92        | 93.5%        | 228,100         | 2.4%         | 187,500        | -25.0%       | 209,206        | -16.9%       | 346        |
| Aug-14      | 23         | -4%        | 42           | -5%         | 0.55        | 140        | -3%        | 6.09             | 90        | 94.8%        | 232,400         | 1.0%         | 182,000        | -17.3%       | 206,883        | -2.9%        | 352        |
| Sep-14      | 19         | 0%         | 52           | 53%         | 0.37        | 146        | 4%         | 7.68             | 52        | 94.1%        | 230,800         | 0.7%         | 228,000        | 26.7%        | 202,211        | 11.8%        | 350        |
| Oct-14      | 16         | 7%         | 27           | -18%        | 0.59        | 139        | 5%         | 8.69             | 59        | 92.6%        | 226,600         | 2.2%         | 177,500        | -17.4%       | 200,297        | -12.7%       | 343        |
| Nov-14      | 11         | 0%         | 42           | 121%        | 0.26        | 148        | 23%        | 13.45            | 90        | 94.4%        | 224,000         | -0.9%        | 230,000        | -1.3%        | 245,818        | 23.4%        | 339        |
| Dec-14      | 12         | -25%       | 17           | -23%        | 0.71        | 127        | 21%        | 10.58            | 86        | 96.0%        | 224,400         | -2.2%        | 228,500        | -12.1%       | 249,450        | -14.4%       | 340        |
| <b>2014</b> | <b>224</b> | <b>-2%</b> | <b>457</b>   | <b>11%</b>  | <b>0.49</b> | <b>130</b> | <b>8%</b>  | <b>6.94</b>      | <b>82</b> | <b>94.6%</b> | <b>226,625</b>  | <b>2.7%</b>  | <b>212,500</b> | <b>-3.4%</b> | <b>228,742</b> | <b>-2.8%</b> | <b>343</b> |
| Jan-15      | 9          | -36%       | 32           | -11%        | 0.28        | 137        | 26%        | 15.22            | 82        | 94.8%        | 225,400         | -1.1%        | 175,000        | -14.1%       | 199,398        | -8.4%        | 342        |
| Feb-15      | 17         | 21%        | 41           | 105%        | 0.41        | 149        | 42%        | 8.76             | 65        | 95.2%        | 220,900         | -0.6%        | 240,000        | 14.3%        | 262,396        | 5.7%         | 335        |
| Mar-15      | 20         | 25%        | 45           | 22%         | 0.44        | 163        | 41%        | 8.15             | 113       | 93.6%        | 216,500         | -1.5%        | 180,000        | -28.2%       | 209,667        | -14.2%       | 328        |
| Apr-15      | 27         | 0%         | 39           | 15%         | 0.69        | 159        | 38%        | 5.89             | 97        | 93.5%        | 217,000         | -3.9%        | 205,000        | -15.5%       | 233,365        | -6.1%        | 329        |
| May-15      | 27         | 23%        | 54           | 6%          | 0.50        | 173        | 33%        | 6.41             | 99        | 96.0%        | 223,300         | -2.9%        | 219,000        | 19.8%        | 257,380        | 13.2%        | 338        |
| Jun-15      | 32         | 88%        | 44           | -2%         | 0.73        | 161        | 17%        | 5.03             | 83        | 95.9%        | 220,900         | -2.9%        | 235,700        | 2.5%         | 239,064        | -13.3%       | 335        |
| Jul-15      | 22         | -33%       | 53           | -2%         | 0.42        | 174        | 23%        | 7.91             | 89        | 96.4%        | 214,900         | -5.8%        | 239,613        | 27.8%        | 269,471        | 28.8%        | 326        |
| Aug-15      | 21         | -9%        | 37           | -12%        | 0.57        | 164        | 17%        | 7.81             | 65        | 93.4%        | 214,800         | -7.6%        | 189,000        | 3.8%         | 212,784        | 2.9%         | 326        |
| Sep-15      | 23         | 21%        | 51           | -2%         | 0.45        | 156        | 7%         | 6.78             | 87        | 95.1%        | 217,500         | -5.8%        | 240,000        | 5.3%         | 247,228        | 22.3%        | 330        |
| Oct-15      | 15         | -6%        | 30           | 11%         | 0.50        | 137        | -1%        | 9.13             | 93        | 95.1%        | 222,500         | -1.8%        | 263,000        | 48.2%        | 282,520        | 41.1%        | 337        |
| Nov-15      | 17         | 55%        | 56           | 33%         | 0.30        | 164        | 11%        | 9.65             | 72        | 95.5%        | 220,300         | -1.7%        | 210,000        | -8.7%        | 202,522        | -17.6%       | 334        |
| Dec-15      | 11         | -8%        | 18           | 6%          | 0.61        | 152        | 20%        | 13.82            | 140       | 94.8%        | 221,500         | -1.3%        | 224,000        | -2.0%        | 250,382        | 0.4%         | 336        |
| <b>2015</b> | <b>241</b> | <b>8%</b>  | <b>500</b>   | <b>9%</b>   | <b>0.48</b> | <b>157</b> | <b>22%</b> | <b>7.84</b>      | <b>89</b> | <b>95.0%</b> | <b>219,625</b>  | <b>-3.1%</b> | <b>222,000</b> | <b>4.5%</b>  | <b>240,111</b> | <b>5.0%</b>  | <b>333</b> |
| Jan-16      | 12         | 33%        | 41           | 28%         | 0.29        | 152        | 11%        | 12.67            | 73        | 95.8%        | 220,900         | -2.0%        | 198,592        | 13.5%        | 200,555        | 0.6%         | 335        |
| Feb-16      | 21         | 24%        | 34           | -17%        | 0.62        | 155        | 4%         | 7.38             | 93        | 95.2%        | 214,700         | -2.8%        | 188,000        | -21.7%       | 190,862        | -27.3%       | 325        |
| Mar-16      | 16         | -20%       | 41           | -9%         | 0.39        | 167        | 2%         | 10.44            | 67        | 93.8%        | 218,300         | 0.8%         | 237,500        | 31.9%        | 256,250        | 22.2%        | 331        |
| Apr-16      | 19         | -30%       | 39           | 0%          | 0.49        | 167        | 5%         | 8.79             | 79        | 95.3%        | 215,900         | -0.5%        | 225,000        | 9.8%         | 240,074        | 2.9%         | 327        |
| May-16      | 23         | -15%       | 57           | 6%          | 0.40        | 175        | 1%         | 7.61             | 75        | 95.4%        | 222,000         | -0.6%        | 245,000        | 11.9%        | 248,822        | -3.3%        | 336        |
| Jun-16      | 20         | -38%       | 35           | -20%        | 0.57        | 169        | 5%         | 8.45             | 88        | 95.5%        | 213,200         | -3.5%        | 248,582        | 5.5%         | 258,503        | 8.1%         | 323        |
| Jul-16      | 16         | -27%       | 36           | -32%        | 0.44        | 165        | -5%        | 10.31            | 116       | 94.3%        | 221,700         | 3.2%         | 205,000        | -14.4%       | 234,125        | -13.1%       | 336        |
| Aug-16      | 33         | 57%        | 33           | -11%        | 1.00        | 145        | -12%       | 4.39             | 87        | 94.0%        | 233,600         | 8.8%         | 213,500        | 13.0%        | 243,247        | 14.3%        | 354        |
| Sep-16      | 21         | -9%        | 38           | -25%        | 0.55        | 142        | -9%        | 6.76             | 68        | 92.9%        | 221,500         | 1.8%         | 185,000        | -22.9%       | 182,010        | -26.4%       | 336        |
| Oct-16      | 13         | -13%       | 34           | 13%         | 0.38        | 139        | 1%         | 10.69            | 68        | 94.3%        | 222,700         | 0.1%         | 181,000        | -31.2%       | 197,965        | -29.9%       | 337        |
| Nov-16      | 19         | 12%        | 29           | -48%        | 0.66        | 119        | -27%       | 6.26             | 74        | 93.4%        | 212,100         | -3.7%        | 155,000        | -26.2%       | 207,253        | 2.3%         | 321        |
| Dec-16      | 11         | 0%         | 20           | 11%         | 0.55        | 112        | -26%       | 10.18            | 69        | 94.4%        | 215,800         | -2.6%        | 226,000        | 0.9%         | 210,718        | -15.8%       | 327        |
| <b>2016</b> | <b>224</b> | <b>-7%</b> | <b>437</b>   | <b>-13%</b> | <b>0.51</b> | <b>151</b> | <b>-4%</b> | <b>8.07</b>      | <b>81</b> | <b>94.5%</b> | <b>219,367</b>  | <b>-0.1%</b> | <b>217,342</b> | <b>-2.1%</b> | <b>224,972</b> | <b>-6.3%</b> | <b>332</b> |
| Jan-17      | 15         | 25%        | 36           | -12%        | 0.42        | 123        | -19%       | 8.20             | 85        | 95.9%        | 213,500         | -3.3%        | 234,900        | 18.3%        | 233,310        | 16.3%        | 324        |
| Feb-17      | 21         | 0%         | 36           | 6%          | 0.58        | 128        | -17%       | 6.10             | 61        | 95.0%        | 213,800         | -0.4%        | 160,000        | -14.9%       | 226,990        | 18.9%        | 324        |
| Mar-17      | 19         | 19%        | 54           | 32%         | 0.35        | 146        | -13%       | 7.68             | 94        | 93.9%        | 218,000         | -0.1%        | 221,500        | -6.7%        | 196,279        | -23.4%       | 330        |
| Apr-17      | 12         | -37%       | 56           | 44%         | 0.21        | 179        | 7%         | 14.92            | 80        | 97.6%        | 211,500         | -2.0%        | 140,450        | -37.6%       | 163,687        | -31.8%       | 321        |
| May-17      | 28         | 22%        | 53           | -7%         | 0.53        | 185        | 6%         | 6.61             | 64        | 95.1%        | 212,600         | -4.2%        | 194,000        | -20.8%       | 232,679        | -6.5%        | 322        |
| Jun-17      | 32         | 60%        | 58           | 66%         | 0.55        | 174        | 3%         | 5.44             | 65        | 95.1%        | 211,800         | -0.7%        | 223,750        | -10.0%       | 241,858        | -6.4%        | 321        |
| Jul-17      | 25         | 56%        | 58           | 61%         | 0.43        | 184        | 12%        | 7.36             | 41        | 95.2%        | 219,000         | -1.2%        | 195,000        | -4.9%        | 257,398        | 9.9%         | 332        |
| Aug-17      | 20         | -39%       | 44           | 33%         | 0.45        | 181        | 25%        | 9.05             | 67        | 96.3%        | 222,000         | -5.0%        | 227,500        | 6.6%         | 257,465        | 5.8%         | 336        |
| Sep-17      | 17         | -19%       | 42           | 11%         | 0.40        | 185        | 30%        | 10.88            | 65        | 94.9%        | 221,700         | 0.1%         | 232,000        | 25.4%        | 248,253        | 36.4%        | 336        |
| Oct-17      | 22         | 69%        | 39           | 15%         | 0.56        | 172        | 24%        | 7.82             | 87        | 95.7%        | 218,900         | -1.7%        | 244,000        | 34.8%        | 255,136        | 28.9%        | 332        |
| Nov-17      | 18         | -5%        | 25           | -14%        | 0.72        | 154        | 29%        | 8.56             | 94        | 95.6%        | 216,800         | 2.2%         | 184,250        | 18.9%        | 205,656        | -0.8%        | 329        |
| Dec-17      | 12         | 9%         | 21           | 5%          | 0.57        | 140        | 25%        | 11.67            | 116       | 92.5%        | 214,200         | -0.7%        | 143,500        | -36.5%       | 188,992        | -10.3%       | 325        |
| <b>2017</b> | <b>241</b> | <b>8%</b>  | <b>522</b>   | <b>19%</b>  | <b>0.46</b> | <b>163</b> | <b>8%</b>  | <b>8.10</b>      | <b>73</b> | <b>95.2%</b> | <b>216,150</b>  | <b>-1.5%</b> | <b>211,000</b> | <b>-2.9%</b> | <b>230,712</b> | <b>2.6%</b>  | <b>328</b> |
| Jan-18      | 11         | -27%       | 36           | 0%          | 0.31        | 145        | 18%        | 13.18            | 67        | 93.2%        | 209,800         | -1.7%        | 229,000        | -2.5%        | 186,127        | -20.2%       | 318        |
| Feb-18      | 11         | -48%       | 42           | 17%         | 0.26        | 151        | 18%        | 13.73            | 78        | 97.3%        | 210,100         | -1.7%        | 210,000        | 31.3%        | 264,193        | 16.4%        | 318        |
| Mar-18      | 18         | -5%        | 38           | -30%        | 0.47        | 157        | 8%         | 8.72             | 62        | 95.0%        | 211,200         | -3.1%        | 206,250        | -6.9%        | 219,331        | 11.7%        | 320        |
| Apr-18      | 19         | 58%        | 50           | -11%        | 0.38        | 170        | -5%        | 8.95             | 87        | 95.5%        | 212,500         | 0.5%         | 194,700        | 38.6%        | 206,763        | 26.3%        | 322        |
| May-18      | 23         | -18%       | 60           | 13%         | 0.38        | 198        | 7%         | 8.61             | 86        | 95.8%        | 215,000         | 1.1%         | 219,000        | 12.9%        | 237,039        | 1.9%         | 326        |
| Jun-18      | 22         | -31%       | 61           | 5%          | 0.36        | 204        | 17%        | 9.27             | 74        | 95.8%        | 219,400         | 3.6%         | 204,000        | -8.8%        | 217,545        | -10.1%       | 332        |
| Jul-18      | 18         | -28%       | 58           | 0%          | 0.31        | 226        | 23%        | 12.56            | 64        | 92.4%        | 215,000         | -1.8%        | 156,000        | -20.0%       | 165,166        | -35.8%       | 326        |
| Aug-18      | 23         | 15%        | 40           | -9%         | 0.58        | 209        | 15%        | 9.09             | 58        | 94.1%        | 212,400         | -4.3%        | 196,400        | -13.7%       | 190,661        | -25.9%       | 322        |
| Sep-18      | 19         | 12%        | 37           | -12%        | 0.51        | 205        |            |                  |           |              |                 |              |                |              |                |              |            |

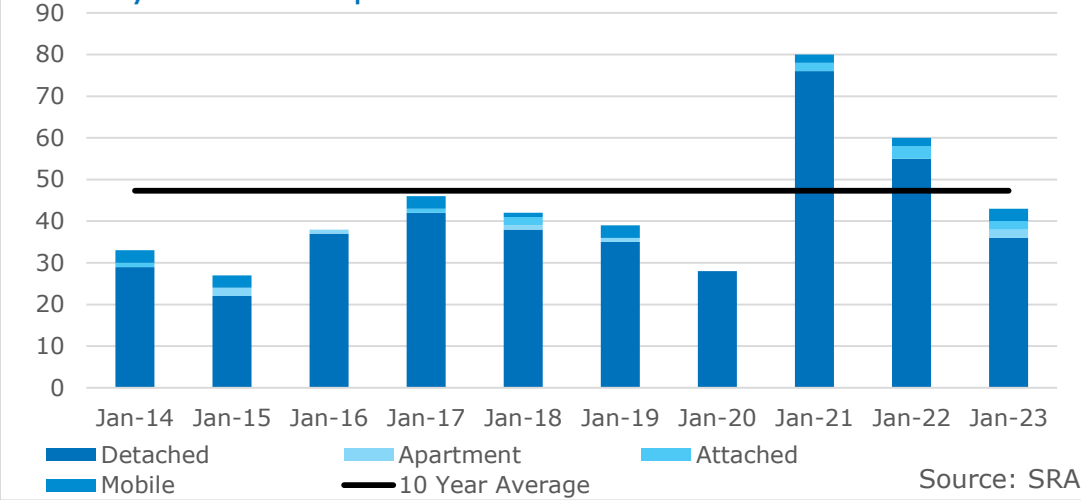
| <b>YORKTON</b> |            |             |              |             |             |            |             |                  |           |              |                 |              |                |              |                |               |            |
|----------------|------------|-------------|--------------|-------------|-------------|------------|-------------|------------------|-----------|--------------|-----------------|--------------|----------------|--------------|----------------|---------------|------------|
|                | Sales      | Y/Y%        | New Listings | Y/Y%        | S/NL Ratio  | Inventory  | Y/Y%        | Months of Supply | DOM       | SP/LP        | Benchmark Price | Y/Y%         | Median Price   | Y/Y%         | Average Price  | Y/Y%          | Index      |
| Jan-19         | 9          | -18%        | 35           | -3%         | 0.26        | 143        | -1%         | 15.89            | 82        | 92.9%        | 202,100         | -3.7%        | 172,000        | -24.9%       | 232,767        | 25.1%         | 306        |
| Feb-19         | 5          | -55%        | 27           | -36%        | 0.19        | 153        | 1%          | 30.60            | 137       | 92.9%        | 197,000         | -6.2%        | 164,500        | -21.7%       | 239,100        | -9.5%         | 299        |
| Mar-19         | 9          | -50%        | 50           | 32%         | 0.18        | 176        | 12%         | 19.56            | 107       | 96.0%        | 208,600         | -1.2%        | 325,000        | 57.6%        | 304,398        | 38.8%         | 316        |
| Apr-19         | 21         | 11%         | 48           | -4%         | 0.44        | 188        | 11%         | 8.95             | 82        | 94.4%        | 209,900         | -1.2%        | 215,777        | 10.8%        | 263,151        | 27.3%         | 318        |
| May-19         | 15         | -35%        | 54           | -10%        | 0.28        | 213        | 8%          | 14.20            | 43        | 94.9%        | 218,200         | 1.5%         | 240,000        | 9.6%         | 258,967        | 9.3%          | 331        |
| Jun-19         | 26         | 18%         | 35           | -43%        | 0.74        | 203        | 0%          | 7.81             | 105       | 94.8%        | 209,700         | -4.4%        | 219,250        | 7.5%         | 204,827        | -5.8%         | 318        |
| Jul-19         | 22         | 22%         | 41           | -29%        | 0.54        | 199        | -12%        | 9.05             | 68        | 94.9%        | 214,300         | -0.3%        | 221,000        | 41.7%        | 237,041        | 43.5%         | 325        |
| Aug-19         | 21         | -9%         | 50           | 25%         | 0.42        | 209        | 0%          | 9.95             | 99        | 95.8%        | 216,400         | 1.9%         | 204,600        | 4.2%         | 233,967        | 22.7%         | 328        |
| Sep-19         | 21         | 11%         | 33           | -11%        | 0.64        | 198        | -3%         | 9.43             | 80        | 94.6%        | 210,400         | 1.3%         | 200,000        | 21.2%        | 184,857        | -5.0%         | 319        |
| Oct-19         | 19         | 0%          | 29           | 4%          | 0.66        | 180        | -2%         | 9.47             | 110       | 93.8%        | 208,400         | -0.6%        | 202,500        | -19.0%       | 237,771        | -10.1%        | 316        |
| Nov-19         | 13         | -24%        | 29           | 21%         | 0.45        | 170        | 1%          | 13.08            | 122       | 93.0%        | 200,400         | -4.0%        | 190,000        | -25.5%       | 188,654        | -21.8%        | 304        |
| Dec-19         | 10         | 11%         | 13           | -7%         | 0.77        | 154        | 15%         | 15.40            | 176       | 93.6%        | 202,100         | 1.3%         | 243,900        | -0.4%        | 266,230        | 12.0%         | 306        |
| <b>2019</b>    | <b>191</b> | <b>-9%</b>  | <b>444</b>   | <b>-9%</b>  | <b>0.43</b> | <b>182</b> | <b>2%</b>   | <b>11.45</b>     | <b>95</b> | <b>94.5%</b> | <b>208,125</b>  | <b>-1.3%</b> | <b>215,000</b> | <b>2.4%</b>  | <b>232,507</b> | <b>7.1%</b>   | <b>315</b> |
| Jan-20         | 9          | 0%          | 26           | -26%        | 0.35        | 148        | 3%          | 16.44            | 138       | 92.2%        | 201,500         | -0.3%        | 195,000        | 13.4%        | 190,767        | -18.0%        | 305        |
| Feb-20         | 8          | 60%         | 39           | 44%         | 0.21        | 158        | 3%          | 19.75            | 93        | 94.1%        | 198,000         | 0.5%         | 289,900        | 76.2%        | 242,963        | 1.6%          | 300        |
| Mar-20         | 16         | 78%         | 43           | -14%        | 0.37        | 171        | -3%         | 10.69            | 109       | 93.8%        | 198,500         | -4.8%        | 154,000        | -52.6%       | 167,069        | -45.1%        | 301        |
| Apr-20         | 15         | -29%        | 30           | -38%        | 0.50        | 176        | -6%         | 11.73            | 112       | 94.5%        | 198,000         | -5.7%        | 202,000        | -6.4%        | 193,972        | -26.3%        | 300        |
| May-20         | 24         | 60%         | 35           | -35%        | 0.69        | 175        | -18%        | 7.29             | 101       | 95.1%        | 207,900         | -4.7%        | 220,350        | -8.2%        | 241,263        | -6.8%         | 315        |
| Jun-20         | 39         | 50%         | 44           | 26%         | 0.89        | 165        | -19%        | 4.23             | 101       | 95.0%        | 211,000         | 0.6%         | 192,000        | -12.4%       | 197,146        | -3.7%         | 320        |
| Jul-20         | 25         | 14%         | 47           | 15%         | 0.53        | 169        | -15%        | 6.76             | 106       | 96.1%        | 213,500         | -0.4%        | 215,000        | -2.7%        | 236,458        | -0.2%         | 324        |
| Aug-20         | 29         | 38%         | 41           | -18%        | 0.71        | 162        | -22%        | 5.59             | 102       | 94.7%        | 209,800         | -3.0%        | 170,000        | -16.9%       | 197,790        | -15.5%        | 318        |
| Sep-20         | 29         | 38%         | 30           | -9%         | 0.97        | 151        | -24%        | 5.21             | 96        | 95.2%        | 207,500         | -1.4%        | 230,000        | 15.0%        | 237,674        | 28.6%         | 314        |
| Oct-20         | 26         | 37%         | 29           | 0%          | 0.90        | 135        | -25%        | 5.19             | 76        | 95.2%        | 214,500         | 2.9%         | 194,500        | -4.0%        | 217,454        | -8.5%         | 325        |
| Nov-20         | 19         | 46%         | 19           | -34%        | 1.00        | 118        | -31%        | 6.21             | 87        | 94.2%        | 213,500         | 6.5%         | 223,000        | 17.4%        | 234,905        | 24.5%         | 324        |
| Dec-20         | 12         | 20%         | 9            | -31%        | 1.33        | 95         | -38%        | 7.92             | 85        | 93.0%        | 210,700         | 4.3%         | 175,000        | -28.2%       | 183,917        | -30.9%        | 319        |
| <b>2020</b>    | <b>251</b> | <b>31%</b>  | <b>392</b>   | <b>-12%</b> | <b>0.64</b> | <b>152</b> | <b>-17%</b> | <b>7.26</b>      | <b>99</b> | <b>94.8%</b> | <b>207,033</b>  | <b>-0.5%</b> | <b>208,000</b> | <b>-3.3%</b> | <b>213,491</b> | <b>-8.2%</b>  | <b>314</b> |
| Jan-21         | 16         | 78%         | 28           | 8%          | 0.57        | 99         | -33%        | 6.19             | 116       | 93.0%        | 206,600         | 2.5%         | 183,500        | -5.9%        | 183,425        | -3.8%         | 313        |
| Feb-21         | 23         | 188%        | 32           | -18%        | 0.72        | 99         | -37%        | 4.30             | 82        | 96.1%        | 216,100         | 9.1%         | 241,000        | -16.9%       | 260,600        | 7.3%          | 327        |
| Mar-21         | 26         | 63%         | 64           | 49%         | 0.41        | 126        | -26%        | 4.85             | 76        | 95.8%        | 220,300         | 11.0%        | 202,500        | 31.5%        | 256,750        | 53.7%         | 334        |
| Apr-21         | 42         | 180%        | 44           | 47%         | 0.95        | 118        | -33%        | 2.81             | 59        | 95.7%        | 221,300         | 11.8%        | 232,000        | 14.9%        | 240,445        | 24.0%         | 335        |
| May-21         | 33         | 38%         | 34           | -3%         | 0.97        | 107        | -39%        | 3.24             | 56        | 97.1%        | 227,800         | 9.6%         | 245,000        | 11.2%        | 281,309        | 16.6%         | 345        |
| Jun-21         | 27         | -31%        | 47           | 7%          | 0.57        | 115        | -30%        | 4.26             | 62        | 97.2%        | 232,300         | 10.1%        | 225,000        | 17.2%        | 233,103        | 18.2%         | 352        |
| Jul-21         | 19         | -24%        | 44           | -6%         | 0.43        | 126        | -25%        | 6.63             | 58        | 95.1%        | 240,700         | 12.7%        | 205,500        | -4.4%        | 222,321        | -6.0%         | 365        |
| Aug-21         | 30         | 3%          | 51           | 24%         | 0.59        | 132        | -19%        | 4.40             | 55        | 94.1%        | 239,100         | 14.0%        | 171,500        | 0.9%         | 205,860        | 4.1%          | 362        |
| Sep-21         | 37         | 28%         | 46           | 53%         | 0.80        | 126        | -17%        | 3.41             | 49        | 96.7%        | 235,600         | 13.5%        | 217,500        | -5.4%        | 265,064        | 11.5%         | 357        |
| Oct-21         | 25         | -4%         | 30           | 3%          | 0.83        | 119        | -12%        | 4.76             | 58        | 96.5%        | 236,000         | 10.0%        | 240,000        | 23.4%        | 242,072        | 11.3%         | 358        |
| Nov-21         | 22         | 16%         | 27           | 42%         | 0.81        | 114        | -3%         | 5.18             | 71        | 95.9%        | 237,300         | 11.1%        | 221,250        | -0.8%        | 249,294        | 6.1%          | 360        |
| Dec-21         | 14         | 17%         | 16           | 78%         | 0.88        | 100        | 5%          | 7.14             | 45        | 96.5%        | 233,200         | 10.7%        | 182,000        | 4.0%         | 163,507        | -11.1%        | 353        |
| <b>2021</b>    | <b>314</b> | <b>25%</b>  | <b>463</b>   | <b>18%</b>  | <b>0.68</b> | <b>115</b> | <b>-24%</b> | <b>4.40</b>      | <b>63</b> | <b>96.0%</b> | <b>228,858</b>  | <b>10.5%</b> | <b>215,001</b> | <b>3.4%</b>  | <b>239,848</b> | <b>12.3%</b>  | <b>347</b> |
| Jan-22         | 14         | -13%        | 18           | -36%        | 0.78        | 93         | -6%         | 6.64             | 71        | 95.7%        | 232,200         | 12.4%        | 216,250        | 17.8%        | 272,750        | 48.7%         | 352        |
| Feb-22         | 18         | -22%        | 26           | -19%        | 0.69        | 89         | -10%        | 4.94             | 72        | 95.8%        | 236,200         | 9.3%         | 236,750        | -1.8%        | 253,139        | -2.9%         | 358        |
| Mar-22         | 19         | -27%        | 29           | -55%        | 0.66        | 87         | -31%        | 4.58             | 67        | 96.7%        | 233,900         | 6.2%         | 218,500        | 7.9%         | 242,700        | -5.5%         | 354        |
| Apr-22         | 19         | -55%        | 46           | 5%          | 0.41        | 106        | -10%        | 5.58             | 54        | 95.8%        | 229,700         | 3.8%         | 245,000        | 5.6%         | 232,579        | -3.3%         | 348        |
| May-22         | 31         | -6%         | 42           | 24%         | 0.74        | 111        | 4%          | 3.58             | 70        | 95.9%        | 224,800         | -1.3%        | 220,000        | -10.2%       | 215,700        | -23.3%        | 341        |
| Jun-22         | 34         | 26%         | 44           | -6%         | 0.77        | 108        | -6%         | 3.18             | 54        | 97.2%        | 233,200         | 0.4%         | 239,900        | 6.6%         | 261,862        | 12.3%         | 353        |
| Jul-22         | 16         | -16%        | 33           | -25%        | 0.48        | 117        | -7%         | 7.31             | 33        | 97.7%        | 231,200         | -3.9%        | 227,000        | 10.5%        | 287,694        | 29.4%         | 350        |
| Aug-22         | 25         | -17%        | 41           | -20%        | 0.61        | 120        | -9%         | 4.80             | 70        | 95.9%        | 233,300         | -2.4%        | 249,000        | 45.2%        | 261,616        | 27.1%         | 354        |
| Sep-22         | 16         | -57%        | 33           | -28%        | 0.48        | 117        | -7%         | 7.31             | 46        | 94.0%        | 231,600         | -1.7%        | 196,300        | -9.7%        | 213,094        | -19.6%        | 351        |
| Oct-22         | 23         | -8%         | 33           | 10%         | 0.70        | 109        | -8%         | 4.74             | 60        | 94.0%        | 232,200         | -1.6%        | 188,000        | -21.7%       | 224,400        | -7.3%         | 352        |
| Nov-22         | 16         | -27%        | 22           | -19%        | 0.73        | 103        | -10%        | 6.44             | 59        | 95.2%        | 232,300         | -2.1%        | 222,000        | 0.3%         | 221,909        | -11.0%        | 352        |
| Dec-22         | 13         | -7%         | 12           | -25%        | 1.08        | 85         | -15%        | 6.54             | 73        | 93.5%        | 229,600         | -1.5%        | 175,000        | -3.8%        | 192,577        | 17.8%         | 348        |
| <b>2022</b>    | <b>244</b> | <b>-22%</b> | <b>379</b>   | <b>-18%</b> | <b>0.64</b> | <b>104</b> | <b>-10%</b> | <b>5.10</b>      | <b>61</b> | <b>95.9%</b> | <b>231,683</b>  | <b>1.2%</b>  | <b>222,750</b> | <b>3.6%</b>  | <b>240,834</b> | <b>0.4%</b>   | <b>351</b> |
| Jan-23         | 18         | 29%         | 23           | 28%         | 0.78        | 75         | -19%        | 4.17             | 64        | 95.2%        | 229,100         | -1.3%        | 207,000        | -4.3%        | 195,803        | -28.2%        | 347        |
| Feb-23         |            |             |              |             |             |            |             |                  |           |              |                 |              |                |              |                |               |            |
| Mar-23         |            |             |              |             |             |            |             |                  |           |              |                 |              |                |              |                |               |            |
| Apr-23         |            |             |              |             |             |            |             |                  |           |              |                 |              |                |              |                |               |            |
| May-23         |            |             |              |             |             |            |             |                  |           |              |                 |              |                |              |                |               |            |
| Jun-23         |            |             |              |             |             |            |             |                  |           |              |                 |              |                |              |                |               |            |
| Jul-23         |            |             |              |             |             |            |             |                  |           |              |                 |              |                |              |                |               |            |
| Aug-23         |            |             |              |             |             |            |             |                  |           |              |                 |              |                |              |                |               |            |
| Sep-23         |            |             |              |             |             |            |             |                  |           |              |                 |              |                |              |                |               |            |
| Oct-23         |            |             |              |             |             |            |             |                  |           |              |                 |              |                |              |                |               |            |
| Nov-23         |            |             |              |             |             |            |             |                  |           |              |                 |              |                |              |                |               |            |
| Dec-23         |            |             |              |             |             |            |             |                  |           |              |                 |              |                |              |                |               |            |
| <b>2023</b>    | <b>18</b>  | <b>29%</b>  | <b>23</b>    | <b>28%</b>  | <b>0.78</b> | <b>75</b>  | <b>-19%</b> | <b>4.17</b>      | <b>64</b> | <b>95.2%</b> | <b>229,100</b>  | <b>-1.3%</b> | <b>207,000</b> | <b>-4.3%</b> | <b>195,803</b> | <b>-28.2%</b> | <b>347</b> |



| YORKTON     |            |            |              |             |             |            |            |                  |           |              |                 |              |                |              |                |              |            |
|-------------|------------|------------|--------------|-------------|-------------|------------|------------|------------------|-----------|--------------|-----------------|--------------|----------------|--------------|----------------|--------------|------------|
|             | Sales      | Y/Y%       | New Listings | Y/Y%        | S/NL Ratio  | Inventory  | Y/Y%       | Months of Supply | DOM       | SP/LP        | Benchmark Price | Y/Y%         | Median Price   | Y/Y%         | Average Price  | Y/Y%         | Index      |
| Jan-13      | 11         | 0%         | 26           | -16%        | 0.42        | 86         | -1%        | 7.82             | 89        | 93.6%        | 211,100         | 13.3%        | 198,000        | -10.0%       | 180,909        | -20.2%       | 320        |
| Feb-13      | 19         | 6%         | 18           | -5%         | 1.06        | 77         | -8%        | 4.05             | 76        | 95.1%        | 208,900         | 10.6%        | 242,000        | 39.1%        | 254,484        | 41.2%        | 317        |
| Mar-13      | 7          | -67%       | 31           | 3%          | 0.23        | 95         | 9%         | 13.57            | 77        | 94.8%        | 215,500         | 15.5%        | 237,500        | 23.1%        | 235,914        | 2.0%         | 327        |
| Apr-13      | 17         | -26%       | 33           | 65%         | 0.52        | 103        | 37%        | 6.06             | 52        | 95.7%        | 214,900         | 14.4%        | 222,750        | 19.8%        | 245,974        | 27.5%        | 326        |
| May-13      | 28         | 12%        | 48           | 12%         | 0.58        | 109        | 40%        | 3.89             | 83        | 89.8%        | 216,600         | 11.5%        | 199,500        | 12.7%        | 219,707        | 2.9%         | 328        |
| Jun-13      | 30         | 43%        | 45           | 22%         | 0.67        | 115        | 40%        | 3.83             | 61        | 95.4%        | 221,000         | 12.1%        | 249,500        | 31.3%        | 276,364        | 54.9%        | 335        |
| Jul-13      | 20         | -23%       | 36           | 16%         | 0.56        | 118        | 53%        | 5.90             | 68        | 95.2%        | 222,700         | 11.0%        | 254,250        | 2.3%         | 258,271        | 0.9%         | 337        |
| Aug-13      | 20         | 11%        | 43           | 26%         | 0.47        | 128        | 68%        | 6.40             | 52        | 97.2%        | 230,200         | 13.2%        | 221,450        | 3.0%         | 220,413        | -1.8%        | 349        |
| Sep-13      | 17         | 31%        | 28           | -10%        | 0.61        | 124        | 39%        | 7.29             | 70        | 94.4%        | 229,200         | 13.0%        | 185,000        | 7.6%         | 196,176        | -3.8%        | 347        |
| Oct-13      | 12         | -50%       | 30           | 11%         | 0.40        | 120        | 52%        | 10.00            | 88        | 93.6%        | 221,800         | 7.4%         | 209,000        | 10.6%        | 227,833        | 11.4%        | 336        |
| Nov-13      | 9          | 50%        | 15           | -40%        | 0.60        | 110        | 24%        | 12.22            | 124       | 94.4%        | 226,000         | 8.1%         | 233,000        | 11.8%        | 197,976        | -9.2%        | 342        |
| Dec-13      | 15         | 36%        | 19           | 111%        | 0.79        | 95         | 22%        | 6.33             | 87        | 95.2%        | 229,500         | 7.7%         | 280,000        | 30.2%        | 296,012        | 10.7%        | 348        |
| <b>2013</b> | <b>205</b> | <b>-6%</b> | <b>372</b>   | <b>10%</b>  | <b>0.55</b> | <b>107</b> | <b>30%</b> | <b>6.24</b>      | <b>74</b> | <b>94.5%</b> | <b>220,617</b>  | <b>11.4%</b> | <b>220,000</b> | <b>13.4%</b> | <b>238,856</b> | <b>11.2%</b> | <b>334</b> |
| Jan-14      | 13         | 18%        | 28           | 8%          | 0.46        | 95         | 10%        | 7.31             | 92        | 94.6%        | 228,000         | 8.0%         | 188,500        | -4.8%        | 206,577        | 14.2%        | 346        |
| Feb-14      | 12         | -37%       | 16           | -11%        | 0.75        | 89         | 16%        | 7.42             | 65        | 95.8%        | 222,200         | 6.4%         | 210,000        | -13.2%       | 251,917        | -1.0%        | 337        |
| Mar-14      | 13         | 86%        | 34           | 10%         | 0.38        | 100        | 5%         | 7.69             | 88        | 94.5%        | 219,800         | 2.0%         | 238,000        | 0.2%         | 218,231        | -7.5%        | 333        |
| Apr-14      | 26         | 53%        | 29           | -12%        | 0.90        | 97         | -6%        | 3.73             | 115       | 94.8%        | 225,800         | 5.1%         | 244,000        | 9.5%         | 254,492        | 3.5%         | 342        |
| May-14      | 17         | -39%       | 46           | -4%         | 0.37        | 113        | 4%         | 6.65             | 82        | 95.7%        | 230,000         | 6.2%         | 210,000        | 5.3%         | 263,029        | 19.7%        | 349        |
| Jun-14      | 16         | -47%       | 43           | -4%         | 0.37        | 120        | 4%         | 7.50             | 59        | 95.7%        | 227,400         | 2.9%         | 260,000        | 4.2%         | 278,731        | 0.9%         | 345        |
| Jul-14      | 30         | 50%        | 52           | 44%         | 0.58        | 127        | 8%         | 4.23             | 85        | 93.7%        | 228,100         | 2.4%         | 188,250        | -26.0%       | 211,160        | -18.2%       | 346        |
| Aug-14      | 22         | 10%        | 38           | -12%        | 0.58        | 127        | -1%        | 5.77             | 86        | 94.8%        | 232,400         | 1.0%         | 180,000        | -18.7%       | 203,332        | -7.7%        | 352        |
| Sep-14      | 17         | 0%         | 44           | 57%         | 0.39        | 129        | 4%         | 7.59             | 53        | 94.3%        | 230,800         | 0.7%         | 230,000        | 24.3%        | 209,941        | 7.0%         | 350        |
| Oct-14      | 14         | 17%        | 23           | -23%        | 0.61        | 120        | 0%         | 8.57             | 59        | 92.0%        | 226,600         | 2.2%         | 177,500        | -15.1%       | 200,696        | -11.9%       | 343        |
| Nov-14      | 11         | 22%        | 17           | 13%         | 0.65        | 106        | -4%        | 9.64             | 90        | 94.4%        | 224,000         | -0.9%        | 230,000        | -1.3%        | 245,818        | 24.2%        | 339        |
| Dec-14      | 12         | -20%       | 13           | -32%        | 0.92        | 86         | -9%        | 7.17             | 86        | 96.0%        | 224,400         | -2.2%        | 228,500        | -18.4%       | 249,450        | -15.7%       | 340        |
| <b>2014</b> | <b>203</b> | <b>-1%</b> | <b>383</b>   | <b>3%</b>   | <b>0.53</b> | <b>109</b> | <b>2%</b>  | <b>6.45</b>      | <b>82</b> | <b>94.7%</b> | <b>226,625</b>  | <b>2.7%</b>  | <b>215,000</b> | <b>-2.3%</b> | <b>231,417</b> | <b>-3.1%</b> | <b>343</b> |
| Jan-15      | 7          | -46%       | 30           | 7%          | 0.23        | 98         | 3%         | 14.00            | 91        | 93.5%        | 225,400         | -1.1%        | 175,000        | -7.2%        | 199,843        | -3.3%        | 342        |
| Feb-15      | 11         | -8%        | 37           | 131%        | 0.30        | 115        | 29%        | 10.45            | 62        | 94.1%        | 220,900         | -0.6%        | 265,000        | 26.2%        | 285,341        | 13.3%        | 335        |
| Mar-15      | 17         | 31%        | 34           | 0%          | 0.50        | 125        | 25%        | 7.35             | 116       | 92.8%        | 216,500         | -1.5%        | 170,000        | -28.6%       | 209,351        | -4.1%        | 328        |
| Apr-15      | 23         | -12%       | 33           | 14%         | 0.70        | 122        | 26%        | 5.30             | 103       | 93.3%        | 217,000         | -3.9%        | 205,000        | -16.0%       | 238,087        | -6.4%        | 329        |
| May-15      | 24         | 41%        | 48           | 4%          | 0.50        | 135        | 19%        | 5.63             | 95        | 95.8%        | 223,300         | -2.9%        | 226,000        | 7.6%         | 266,063        | 1.2%         | 338        |
| Jun-15      | 25         | 56%        | 42           | -2%         | 0.60        | 132        | 10%        | 5.28             | 67        | 95.5%        | 220,900         | -2.9%        | 239,900        | -7.7%        | 240,784        | -13.6%       | 335        |
| Jul-15      | 18         | -40%       | 49           | -6%         | 0.37        | 147        | 16%        | 8.17             | 73        | 95.8%        | 214,900         | -5.8%        | 236,450        | 25.6%        | 279,244        | 32.2%        | 326        |
| Aug-15      | 18         | -18%       | 32           | -16%        | 0.56        | 139        | 9%         | 7.72             | 57        | 92.9%        | 214,800         | -7.6%        | 194,000        | 7.8%         | 219,536        | 8.0%         | 326        |
| Sep-15      | 18         | 6%         | 42           | -5%         | 0.43        | 136        | 5%         | 7.56             | 68        | 95.0%        | 217,500         | -5.8%        | 226,250        | -1.6%        | 244,118        | 16.3%        | 330        |
| Oct-15      | 13         | -7%        | 29           | 26%         | 0.45        | 121        | 1%         | 9.31             | 101       | 95.0%        | 222,500         | -1.8%        | 263,000        | 48.2%        | 294,838        | 46.9%        | 337        |
| Nov-15      | 15         | 36%        | 32           | 88%         | 0.47        | 128        | 21%        | 8.53             | 75        | 95.3%        | 220,300         | -1.7%        | 210,000        | -8.7%        | 201,800        | -17.9%       | 334        |
| Dec-15      | 10         | -17%       | 18           | 38%         | 0.56        | 124        | 44%        | 12.40            | 118       | 94.9%        | 221,500         | -1.3%        | 228,500        | 0.0%         | 253,020        | 1.4%         | 336        |
| <b>2015</b> | <b>199</b> | <b>-2%</b> | <b>426</b>   | <b>11%</b>  | <b>0.47</b> | <b>127</b> | <b>16%</b> | <b>7.65</b>      | <b>84</b> | <b>94.6%</b> | <b>219,625</b>  | <b>-3.1%</b> | <b>220,000</b> | <b>2.3%</b>  | <b>244,925</b> | <b>5.8%</b>  | <b>333</b> |
| Jan-16      | 10         | 43%        | 22           | -27%        | 0.45        | 122        | 24%        | 12.20            | 75        | 94.8%        | 220,900         | -2.0%        | 167,000        | -4.6%        | 192,580        | -3.6%        | 335        |
| Feb-16      | 19         | 73%        | 31           | -16%        | 0.61        | 125        | 9%         | 6.58             | 96        | 94.9%        | 214,700         | -2.8%        | 175,000        | -34.0%       | 185,532        | -35.0%       | 325        |
| Mar-16      | 15         | -12%       | 36           | 6%          | 0.42        | 134        | 7%         | 8.93             | 70        | 93.7%        | 218,300         | 0.8%         | 230,000        | 35.3%        | 257,000        | 22.8%        | 331        |
| Apr-16      | 18         | -22%       | 37           | 12%         | 0.49        | 137        | 12%        | 7.61             | 78        | 95.0%        | 215,900         | -0.5%        | 225,000        | 9.8%         | 234,244        | -1.6%        | 327        |
| May-16      | 23         | -4%        | 52           | 8%          | 0.44        | 154        | 14%        | 6.70             | 75        | 95.4%        | 222,000         | -0.6%        | 245,000        | 8.4%         | 248,822        | -6.5%        | 336        |
| Jun-16      | 18         | -28%       | 31           | -26%        | 0.58        | 147        | 11%        | 8.17             | 83        | 95.3%        | 213,200         | -3.5%        | 244,000        | 1.7%         | 258,772        | 7.5%         | 323        |
| Jul-16      | 14         | -22%       | 30           | -39%        | 0.47        | 143        | -3%        | 10.21            | 123       | 94.1%        | 221,700         | 3.2%         | 205,000        | -13.3%       | 233,500        | -16.4%       | 336        |
| Aug-16      | 29         | 61%        | 30           | -6%         | 0.97        | 125        | -10%       | 4.31             | 81        | 93.4%        | 233,600         | 8.8%         | 200,000        | 3.1%         | 239,560        | 9.1%         | 354        |
| Sep-16      | 18         | 0%         | 28           | -33%        | 0.64        | 118        | -13%       | 6.56             | 77        | 92.5%        | 221,500         | 1.8%         | 187,250        | -17.2%       | 190,689        | -21.9%       | 336        |
| Oct-16      | 13         | 0%         | 27           | -7%         | 0.48        | 113        | -7%        | 8.69             | 68        | 94.3%        | 222,700         | 0.1%         | 181,000        | -31.2%       | 197,965        | -32.9%       | 337        |
| Nov-16      | 15         | 0%         | 26           | -19%        | 0.58        | 97         | -24%       | 6.47             | 81        | 92.3%        | 212,100         | -3.7%        | 155,000        | -26.2%       | 200,700        | -0.5%        | 321        |
| Dec-16      | 10         | 0%         | 17           | -6%         | 0.59        | 88         | -29%       | 8.80             | 63        | 93.9%        | 215,800         | -2.6%        | 202,500        | -11.4%       | 206,290        | -18.5%       | 327        |
| <b>2016</b> | <b>202</b> | <b>2%</b>  | <b>367</b>   | <b>-14%</b> | <b>0.55</b> | <b>125</b> | <b>-1%</b> | <b>7.44</b>      | <b>82</b> | <b>94.2%</b> | <b>219,367</b>  | <b>-0.1%</b> | <b>214,250</b> | <b>-2.6%</b> | <b>223,756</b> | <b>-8.6%</b> | <b>332</b> |
| Jan-17      | 14         | 40%        | 28           | 27%         | 0.50        | 95         | -22%       | 6.79             | 89        | 95.4%        | 213,500         | -3.3%        | 231,950        | 38.9%        | 223,886        | 16.3%        | 324        |
| Feb-17      | 9          | -53%       | 25           | -19%        | 0.36        | 104        | -17%       | 11.56            | 68        | 93.3%        | 213,800         | -0.4%        | 340,000        | 94.3%        | 312,333        | 68.3%        | 324        |
| Mar-17      | 15         | 0%         | 44           | 22%         | 0.34        | 119        | -11%       | 7.93             | 97        | 93.3%        | 218,000         | -0.1%        | 221,500        | -3.7%        | 203,367        | -20.9%       | 330        |
| Apr-17      | 7          | -61%       | 45           | 22%         | 0.16        | 150        | 9%         | 21.43            | 112       | 96.5%        | 211,500         | -2.0%        | 160,000        | -28.9%       | 192,786        | -17.7%       | 321        |
| May-17      | 24         | 4%         | 48           | -8%         | 0.50        | 157        | 2%         | 6.54             | 64        | 95.4%        | 212,600         | -4.2%        | 218,500        | -10.8%       | 242,917        | -2.4%        | 322        |
| Jun-17      | 30         | 67%        | 49           | 58%         | 0.61        | 145        | -1%        | 4.83             | 61        | 95.1%        | 211,800         | -0.7%        | 211,750        | -13.2%       | 238,592        | -7.8%        | 321        |
| Jul-17      | 25         | 79%        | 51           | 70%         | 0.49        | 153        | 7%         | 6.12             | 41        | 95.2%        | 219,000         | -1.2%        | 195,000        | -4.9%        | 257,398        | 10.2%        | 332        |
| Aug-17      | 17         | -41%       | 38           | 27%         | 0.45        | 151        | 21%        | 8.88             | 62        | 96.9%        | 222,000         | -5.0%        | 235,000        | 17.5%        | 288,194        | 20.3%        | 336        |
| Sep-17      | 14         | -22%       | 32           | 14%         | 0.44        | 153        | 30%        | 10.93            | 71        | 94.7%        | 221,700         | 0.1%         | 207,950        | 11.1%        | 234,879        | 23.2%        | 336        |
| Oct-17      | 22         | 69%        | 36           | 33%         | 0.61        | 141        | 25%        | 6.41             | 87        | 95.7%        | 218,900         | -1.7%        | 244,000        | 34.8%        | 255,136        | 28.9%        | 332        |
| Nov-17      | 15         | 0%         | 21           | -19%        | 0.71        | 125        | 29%        | 8.33             | 92        | 95.2%        | 216,800         | 2.2%         | 185,000        | 19.4%        | 212,220        | 5.7%         | 329        |
| Dec-17      | 10         | 0%         | 13           | -24%        | 0.77        | 108        | 23%        | 10.80            | 123       | 92.3%        | 214,200         | -0.7%        | 143,500        | -29.1%       | 189,890        | -7.9%        | 325        |
| <b>2017</b> | <b>202</b> | <b>0%</b>  | <b>430</b>   | <b>17%</b>  | <b>0.47</b> | <b>133</b> | <b>7%</b>  | <b>7.93</b>      | <b>75</b> | <b>95.1%</b> | <b>216,150</b>  | <b>-1.5%</b> | <b>218,500</b> | <b>2.0%</b>  | <b>240,846</b> | <b>7.6%</b>  | <b>328</b> |
| Jan-18      | 10         | -29%       | 27           | -4%         | 0.37        | 112        | 18%        | 11.20            | 73        | 93.0%        | 209,800         | -1.7%        | 238,500        | 2.8%         | 190,440        | -14.9%       | 318        |
| Feb-18      | 11         | 22%        | 36           | 44%         | 0.31        | 113        | 9%         | 10.27            | 78        | 97.3%        | 210,100         | -1.7%        | 210,000        | -38.2%       | 264,193        | -15.4%       | 318        |
| Mar-18      | 14         | -7%        | 34           | -23%        | 0.41        | 123        | 3%         | 8.79             | 53        | 95.8%        | 211,200         | -3.1%        | 206,250        | -6.9%        | 221,854        | 9.1%         | 320        |
| Apr-18      | 15         | 114%       | 43           | -4%         | 0.35        | 137        | -9%        | 9.13             | 83        | 95.5%        | 212,500         | 0.5%         | 194,700        | 21.7%        | 215,307        | 11.7%        | 322        |
| May-18      | 20         | -17%       | 46           | -4%         | 0.43        | 157        | 0%         | 7.85             | 73        | 96.2%        | 215,000         | 1.1%         | 209,000        | -4.3%        | 235,295        | -3.1%        | 326        |
| Jun-18      | 19         | -37%       | 50           | 2%          | 0.38        | 162        | 12%        | 8.53             | 79        | 95.6%        | 219,400         | 3.6%         | 190,000        | -10.3%       | 217,053        | -9.0%        | 332        |
| Jul-18      | 17         | -32%       | 53           | 4%          | 0.32        | 186        | 22%        | 10.94            | 66        | 92.3%        | 215,000         | -1.8%        | 162,000        | -16.9%       | 171,488        | -33.4%       | 326        |
| Aug-18      | 20         | 18%        | 32           | -16%        | 0.63        | 173        | 15%        | 8.65             | 55        | 94.4%        | 212,400         | -4.3%        | 198,200        | -15.7%       | 199,335        | -30.8%       | 322        |
| Sep-18      | 17         | 21%        | 25           | -22%        | 0.68        | 167        | 9%         | 9.82             | 76        | 91.1%        |                 |              |                |              |                |              |            |

| YORKTON     |            |             |              |             |             |            |             |                  |           |              |                 |              |                |              |                |               |            |
|-------------|------------|-------------|--------------|-------------|-------------|------------|-------------|------------------|-----------|--------------|-----------------|--------------|----------------|--------------|----------------|---------------|------------|
|             | Sales      | Y/Y%        | New Listings | Y/Y%        | S/NL Ratio  | Inventory  | Y/Y%        | Months of Supply | DOM       | SP/LP        | Benchmark Price | Y/Y%         | Median Price   | Y/Y%         | Average Price  | Y/Y%          | Index      |
| Jan-19      | 8          | -20%        | 28           | 4%          | 0.29        | 111        | -1%         | 13.88            | 90        | 92.6%        | 202,100         | -3.7%        | 186,000        | -22.0%       | 243,738        | 28.0%         | 306        |
| Feb-19      | 4          | -64%        | 23           | -36%        | 0.17        | 122        | 8%          | 30.50            | 155       | 95.6%        | 197,000         | -6.2%        | 162,250        | -22.7%       | 188,375        | -28.7%        | 299        |
| Mar-19      | 9          | -36%        | 38           | 12%         | 0.24        | 134        | 9%          | 14.89            | 107       | 96.0%        | 208,600         | -1.2%        | 325,000        | 57.6%        | 304,398        | 37.2%         | 316        |
| Apr-19      | 18         | 20%         | 38           | -12%        | 0.47        | 143        | 4%          | 7.94             | 92        | 95.0%        | 209,900         | -1.2%        | 208,250        | 7.0%         | 251,732        | 16.9%         | 318        |
| May-19      | 13         | -35%        | 45           | -2%         | 0.29        | 165        | 5%          | 12.69            | 41        | 94.7%        | 218,200         | 1.5%         | 240,000        | 14.8%        | 273,038        | 16.0%         | 331        |
| Jun-19      | 21         | 11%         | 31           | -38%        | 0.68        | 159        | -2%         | 7.57             | 105       | 94.4%        | 209,700         | -4.4%        | 220,000        | 15.8%        | 216,781        | -0.1%         | 318        |
| Jul-19      | 19         | 12%         | 35           | -34%        | 0.54        | 154        | -17%        | 8.11             | 58        | 95.0%        | 214,300         | -0.3%        | 230,000        | 42.0%        | 248,021        | 44.6%         | 325        |
| Aug-19      | 18         | -10%        | 43           | 34%         | 0.42        | 166        | -4%         | 9.22             | 83        | 96.2%        | 216,400         | 1.9%         | 187,300        | -5.5%        | 234,183        | 17.5%         | 328        |
| Sep-19      | 17         | 0%          | 25           | 0%          | 0.68        | 158        | -5%         | 9.29             | 75        | 94.7%        | 210,400         | 1.3%         | 200,000        | 21.2%        | 191,765        | -1.7%         | 319        |
| Oct-19      | 15         | 7%          | 23           | 28%         | 0.65        | 147        | 1%          | 9.80             | 108       | 93.6%        | 208,400         | -0.6%        | 202,500        | -23.1%       | 252,010        | -11.9%        | 316        |
| Nov-19      | 10         | -38%        | 22           | 5%          | 0.45        | 136        | 4%          | 13.60            | 110       | 93.5%        | 200,400         | -4.0%        | 184,000        | -27.1%       | 181,750        | -23.5%        | 304        |
| Dec-19      | 10         | 25%         | 10           | -17%        | 1.00        | 119        | 13%         | 11.90            | 176       | 93.6%        | 202,100         | 1.3%         | 243,900        | 2.2%         | 266,230        | 14.3%         | 306        |
| <b>2019</b> | <b>162</b> | <b>-10%</b> | <b>361</b>   | <b>-9%</b>  | <b>0.45</b> | <b>143</b> | <b>0%</b>   | <b>10.58</b>     | <b>93</b> | <b>94.6%</b> | <b>208,125</b>  | <b>-1.3%</b> | <b>215,000</b> | <b>2.4%</b>  | <b>237,801</b> | <b>8.0%</b>   | <b>315</b> |
| Jan-20      | 9          | 13%         | 22           | -21%        | 0.41        | 115        | 4%          | 12.78            | 138       | 92.2%        | 201,500         | -0.3%        | 195,000        | 4.8%         | 190,767        | -21.7%        | 305        |
| Feb-20      | 8          | 100%        | 29           | 26%         | 0.28        | 120        | -2%         | 15.00            | 93        | 94.1%        | 198,000         | 0.5%         | 289,900        | 78.7%        | 242,963        | 29.0%         | 300        |
| Mar-20      | 14         | 56%         | 34           | -11%        | 0.41        | 129        | -4%         | 9.21             | 105       | 93.6%        | 198,500         | -4.8%        | 181,900        | -44.0%       | 177,257        | -41.8%        | 301        |
| Apr-20      | 12         | -33%        | 27           | -29%        | 0.44        | 137        | -4%         | 11.42            | 113       | 95.3%        | 198,000         | -5.7%        | 204,000        | -2.0%        | 206,033        | -18.2%        | 300        |
| May-20      | 22         | 69%         | 30           | -33%        | 0.73        | 137        | -17%        | 6.23             | 109       | 95.3%        | 207,900         | -4.7%        | 227,900        | -5.0%        | 246,609        | -9.7%         | 315        |
| Jun-20      | 33         | 57%         | 39           | 26%         | 0.85        | 130        | -18%        | 3.94             | 75        | 95.1%        | 211,000         | 0.6%         | 190,000        | -13.6%       | 195,918        | -9.6%         | 320        |
| Jul-20      | 23         | 21%         | 44           | 26%         | 0.52        | 138        | -10%        | 6.00             | 105       | 96.5%        | 213,500         | -0.4%        | 215,000        | -6.5%        | 241,589        | -2.6%         | 324        |
| Aug-20      | 25         | 39%         | 35           | -19%        | 0.71        | 131        | -21%        | 5.24             | 102       | 94.6%        | 209,800         | -3.0%        | 185,000        | -1.2%        | 205,096        | -12.4%        | 318        |
| Sep-20      | 25         | 47%         | 27           | 8%          | 0.93        | 125        | -21%        | 5.00             | 86        | 95.2%        | 207,500         | -1.4%        | 227,000        | 13.5%        | 237,502        | 23.9%         | 314        |
| Oct-20      | 24         | 60%         | 26           | 13%         | 0.92        | 109        | -26%        | 4.54             | 79        | 95.2%        | 214,500         | 2.9%         | 194,500        | -4.0%        | 211,700        | -16.0%        | 325        |
| Nov-20      | 16         | 60%         | 16           | -27%        | 1.00        | 95         | -30%        | 5.94             | 73        | 93.9%        | 213,500         | 6.5%         | 227,750        | 23.8%        | 235,406        | 29.5%         | 324        |
| Dec-20      | 11         | 10%         | 8            | -20%        | 1.38        | 75         | -37%        | 6.82             | 74        | 93.0%        | 210,700         | 4.3%         | 165,000        | -32.3%       | 182,091        | -31.6%        | 319        |
| <b>2020</b> | <b>222</b> | <b>37%</b>  | <b>337</b>   | <b>-7%</b>  | <b>0.66</b> | <b>120</b> | <b>-16%</b> | <b>6.49</b>      | <b>93</b> | <b>94.8%</b> | <b>207,033</b>  | <b>-0.5%</b> | <b>207,000</b> | <b>-3.7%</b> | <b>216,113</b> | <b>-9.1%</b>  | <b>314</b> |
| Jan-21      | 15         | 67%         | 25           | 14%         | 0.60        | 81         | -30%        | 5.40             | 106       | 92.7%        | 206,600         | 2.5%         | 172,000        | -11.8%       | 180,800        | -5.2%         | 313        |
| Feb-21      | 20         | 150%        | 27           | -7%         | 0.74        | 79         | -34%        | 3.95             | 77        | 96.1%        | 216,100         | 9.1%         | 230,000        | -20.7%       | 257,490        | 6.0%          | 327        |
| Mar-21      | 23         | 64%         | 52           | 53%         | 0.44        | 100        | -22%        | 4.35             | 63        | 96.3%        | 220,300         | 11.0%        | 237,000        | 30.3%        | 271,326        | 53.1%         | 334        |
| Apr-21      | 38         | 217%        | 38           | 41%         | 1.00        | 91         | -34%        | 2.39             | 60        | 95.6%        | 221,300         | 11.8%        | 221,000        | 8.3%         | 241,545        | 17.2%         | 335        |
| May-21      | 31         | 41%         | 27           | -10%        | 1.15        | 80         | -42%        | 2.58             | 57        | 97.1%        | 227,800         | 9.6%         | 245,000        | 7.5%         | 285,071        | 15.6%         | 345        |
| Jun-21      | 24         | -27%        | 41           | 5%          | 0.59        | 89         | -32%        | 3.71             | 54        | 97.4%        | 232,300         | 10.1%        | 259,500        | 36.6%        | 243,075        | 24.1%         | 352        |
| Jul-21      | 17         | -26%        | 35           | -20%        | 0.49        | 97         | -30%        | 5.71             | 56        | 95.3%        | 240,700         | 12.7%        | 251,000        | 16.7%        | 230,712        | -4.5%         | 365        |
| Aug-21      | 29         | 16%         | 43           | 23%         | 0.67        | 102        | -22%        | 3.52             | 55        | 94.3%        | 239,100         | 14.0%        | 177,000        | -4.3%        | 212,097        | 3.4%          | 362        |
| Sep-21      | 32         | 28%         | 36           | 33%         | 0.89        | 94         | -25%        | 2.94             | 42        | 97.1%        | 235,600         | 13.5%        | 232,000        | 2.2%         | 280,792        | 18.2%         | 357        |
| Oct-21      | 23         | -4%         | 28           | 8%          | 0.82        | 90         | -17%        | 3.91             | 59        | 96.8%        | 236,000         | 10.0%        | 219,000        | 12.6%        | 240,970        | 13.8%         | 358        |
| Nov-21      | 18         | 13%         | 19           | 19%         | 0.95        | 84         | -12%        | 4.67             | 58        | 96.2%        | 237,300         | 11.1%        | 220,000        | -3.4%        | 219,248        | -6.9%         | 360        |
| Dec-21      | 10         | -9%         | 14           | 75%         | 0.71        | 76         | 1%          | 7.60             | 52        | 97.1%        | 233,200         | 10.7%        | 195,000        | 18.2%        | 175,560        | -3.6%         | 353        |
| <b>2021</b> | <b>280</b> | <b>26%</b>  | <b>385</b>   | <b>14%</b>  | <b>0.73</b> | <b>89</b>  | <b>-26%</b> | <b>3.80</b>      | <b>60</b> | <b>96.1%</b> | <b>228,858</b>  | <b>10.5%</b> | <b>215,501</b> | <b>4.1%</b>  | <b>243,766</b> | <b>12.8%</b>  | <b>347</b> |
| Jan-22      | 10         | -33%        | 13           | -48%        | 0.77        | 69         | -15%        | 6.90             | 65        | 96.2%        | 232,200         | 12.4%        | 216,250        | 25.7%        | 255,050        | 41.1%         | 352        |
| Feb-22      | 17         | -15%        | 20           | -26%        | 0.85        | 63         | -20%        | 3.71             | 71        | 95.8%        | 236,200         | 9.3%         | 235,000        | 2.2%         | 252,265        | -2.0%         | 358        |
| Mar-22      | 15         | -35%        | 23           | -56%        | 0.65        | 62         | -38%        | 4.13             | 63        | 96.8%        | 233,900         | 6.2%         | 218,500        | -7.8%        | 247,553        | -8.8%         | 354        |
| Apr-22      | 17         | -55%        | 37           | -3%         | 0.46        | 75         | -18%        | 4.41             | 48        | 95.7%        | 229,700         | 3.8%         | 245,000        | 10.9%        | 233,441        | -3.4%         | 348        |
| May-22      | 24         | -23%        | 38           | 41%         | 0.63        | 85         | 6%          | 3.54             | 52        | 95.7%        | 224,800         | -1.3%        | 214,000        | -12.7%       | 212,704        | -25.4%        | 341        |
| Jun-22      | 29         | 21%         | 38           | -7%         | 0.76        | 85         | -4%         | 2.93             | 48        | 97.4%        | 233,200         | 0.4%         | 239,800        | -7.6%        | 267,390        | 10.0%         | 353        |
| Jul-22      | 16         | -6%         | 28           | -20%        | 0.57        | 92         | -5%         | 5.75             | 33        | 97.7%        | 231,200         | -3.9%        | 227,000        | -9.6%        | 287,694        | 24.7%         | 350        |
| Aug-22      | 21         | -28%        | 35           | -19%        | 0.60        | 94         | -8%         | 4.48             | 59        | 96.0%        | 233,300         | -2.4%        | 239,000        | 35.0%        | 253,257        | 19.4%         | 354        |
| Sep-22      | 12         | -63%        | 30           | -17%        | 0.40        | 95         | 1%          | 7.92             | 41        | 93.5%        | 231,600         | -1.7%        | 196,300        | -15.4%       | 217,083        | -22.7%        | 351        |
| Oct-22      | 20         | -13%        | 24           | -14%        | 0.83        | 82         | -9%         | 4.10             | 58        | 93.8%        | 232,200         | -1.6%        | 186,500        | -14.8%       | 222,860        | -7.5%         | 352        |
| Nov-22      | 14         | -22%        | 18           | -5%         | 0.78        | 77         | -8%         | 5.50             | 58        | 96.0%        | 232,300         | -2.1%        | 204,500        | -7.0%        | 214,681        | -2.1%         | 352        |
| Dec-22      | 11         | 10%         | 11           | -21%        | 1.00        | 61         | -20%        | 5.55             | 53        | 93.2%        | 229,600         | -1.5%        | 175,000        | -10.3%       | 193,773        | 10.4%         | 348        |
| <b>2022</b> | <b>206</b> | <b>-26%</b> | <b>315</b>   | <b>-18%</b> | <b>0.65</b> | <b>78</b>  | <b>-12%</b> | <b>4.56</b>      | <b>54</b> | <b>95.9%</b> | <b>231,683</b>  | <b>1.2%</b>  | <b>219,500</b> | <b>1.9%</b>  | <b>240,295</b> | <b>-1.4%</b>  | <b>351</b> |
| Jan-23      | 14         | 40%         | 18           | 38%         | 0.78        | 54         | -22%        | 3.86             | 61        | 95.4%        | 229,100         | -1.3%        | 219,500        | 1.5%         | 207,250        | -18.7%        | 347        |
| Feb-23      |            |             |              |             |             |            |             |                  |           |              |                 |              |                |              |                |               |            |
| Mar-23      |            |             |              |             |             |            |             |                  |           |              |                 |              |                |              |                |               |            |
| Apr-23      |            |             |              |             |             |            |             |                  |           |              |                 |              |                |              |                |               |            |
| May-23      |            |             |              |             |             |            |             |                  |           |              |                 |              |                |              |                |               |            |
| Jun-23      |            |             |              |             |             |            |             |                  |           |              |                 |              |                |              |                |               |            |
| Jul-23      |            |             |              |             |             |            |             |                  |           |              |                 |              |                |              |                |               |            |
| Aug-23      |            |             |              |             |             |            |             |                  |           |              |                 |              |                |              |                |               |            |
| Sep-23      |            |             |              |             |             |            |             |                  |           |              |                 |              |                |              |                |               |            |
| Oct-23      |            |             |              |             |             |            |             |                  |           |              |                 |              |                |              |                |               |            |
| Nov-23      |            |             |              |             |             |            |             |                  |           |              |                 |              |                |              |                |               |            |
| Dec-23      |            |             |              |             |             |            |             |                  |           |              |                 |              |                |              |                |               |            |
| <b>2023</b> | <b>14</b>  | <b>40%</b>  | <b>18</b>    | <b>38%</b>  | <b>0.78</b> | <b>54</b>  | <b>-22%</b> | <b>3.86</b>      | <b>61</b> | <b>95.4%</b> | <b>229,100</b>  | <b>-1.3%</b> | <b>219,500</b> | <b>1.5%</b>  | <b>207,250</b> | <b>-18.7%</b> | <b>347</b> |

## Monthly Sales Comparison



**SALES**

### 50

↓

24.2% Y/Y    24.2% YTD

10-year average spread

5.7% ↑    5.7% ↑

**NEW LISTINGS**

### 87

↑

6.1% Y/Y    6.1% YTD

10-year average spread

26.6% ↓    26.6% ↓



## TOTAL RESIDENTIAL AVERAGE PRICE

\$ 167,461

↓ 8.2% Y/Y



**INVENTORY**

### 560

→

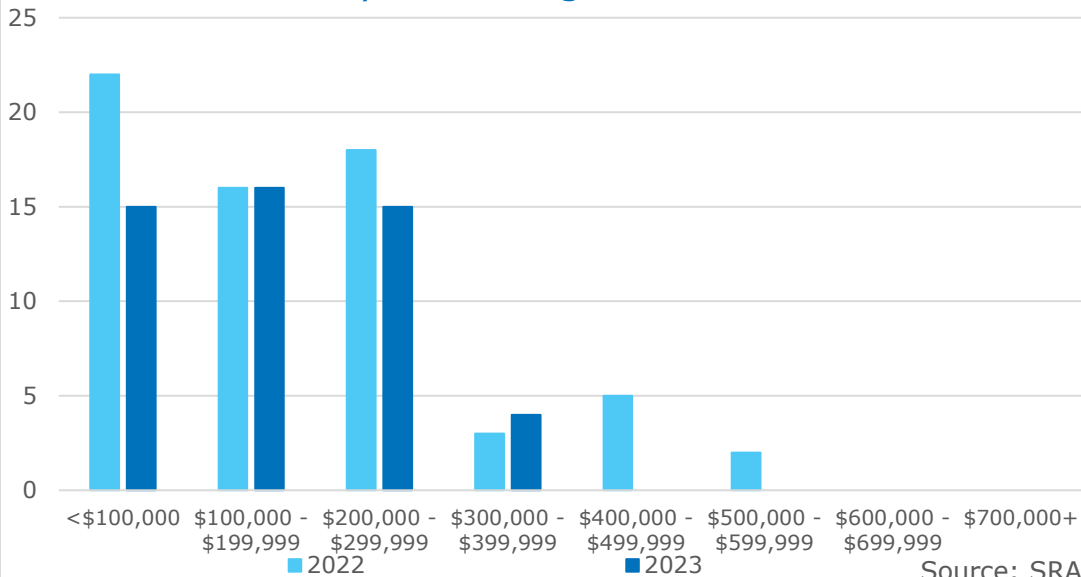
0.0% Y/Y    Monthly trend\*

10-year average spread

24.2% ↓    24.2% ↓

## Residential Sales by Price Range

YTD-JAN



**MONTHS OF SUPPLY**

### 11.20

↑

32.0% Y/Y    Monthly trend\*

10-year average spread

36.3% ↓    36.3% ↓

## January 2023

|                          | Sales     |             | New Listings |           | Inventory  |           | S/NL       | Months of Supply |            | DOM        | Average Price    |            |
|--------------------------|-----------|-------------|--------------|-----------|------------|-----------|------------|------------------|------------|------------|------------------|------------|
|                          | Actual    | Y/Y%        | Actual       | Y/Y%      | Actual     | Y/Y%      | Ratio      | Actual           | Y/Y%       | Actual     | Actual           | Y/Y%       |
| Detached                 | 36        | -35%        | 69           | -1%       | 427        | -7%       | 52%        | 11.86            | 43%        | 106        | \$159,614        | -10%       |
| Attached                 | 2         | -33%        | 4            | 300%      | 34         | 48%       | 50%        | 17.00            | 122%       | 75         | \$132,475        | -47%       |
| Apartment                | 2         | -           | 1            | -67%      | 5          | -50%      | 200%       | 2.50             | -          | 120        | \$170,500        | -          |
| Acreage                  | 7         | 17%         | 11           | 120%      | 76         | 65%       | 64%        | 10.86            | 42%        | 68         | \$247,071        | 7%         |
| Mobile                   | 3         | 50%         | 2            | -33%      | 18         | -25%      | 150%       | 6.00             | -50%       | 136        | \$97,167         | 93%        |
| <b>Total Residential</b> | <b>50</b> | <b>-24%</b> | <b>87</b>    | <b>6%</b> | <b>560</b> | <b>0%</b> | <b>57%</b> | <b>11.20</b>     | <b>32%</b> | <b>102</b> | <b>\$167,461</b> | <b>-8%</b> |

## 10-Year Averages

|                   | Sales |       | New Listings |       | Inventory |       | S/NL | Months of Supply |       | DOM | Average Price |       |
|-------------------|-------|-------|--------------|-------|-----------|-------|------|------------------|-------|-----|---------------|-------|
|                   | Avg   | %Diff | Avg          | %Diff | Avg       | %Diff | Avg  | Avg              | %Diff | Avg | Avg           | %Diff |
| Total Residential | 47    | 6%    | 119          | -27%  | 738       | -24%  | 42%  | 17.58            | -36%  | 112 | \$149,281     | 12%   |

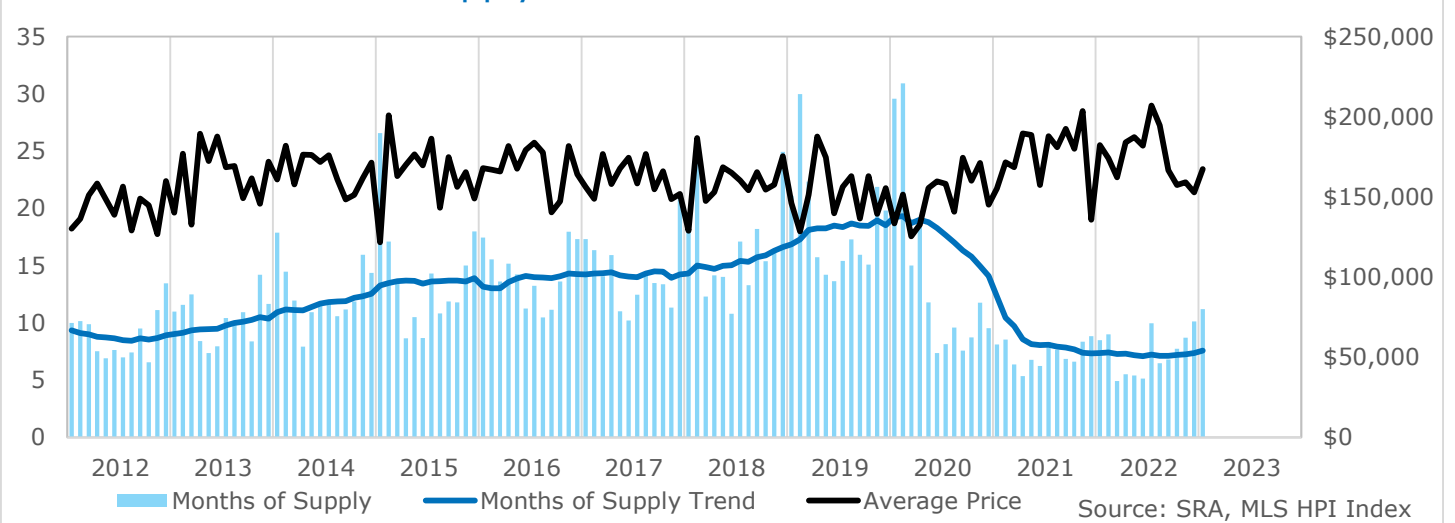
## Year-to-Date January 2023

|                          | Sales     |             | New Listings |           | Inventory  |           | S/NL       | Months of Supply |            | DOM        | Average Price    |            |
|--------------------------|-----------|-------------|--------------|-----------|------------|-----------|------------|------------------|------------|------------|------------------|------------|
|                          | Actual    | Y/Y%        | Actual       | Y/Y%      | Actual     | Y/Y%      | Ratio      | Actual           | Y/Y%       | Actual     | Actual           | Y/Y%       |
| Detached                 | 36        | -35%        | 69           | -1%       | 427        | -7%       | 52%        | 11.86            | 43%        | 106        | \$159,614        | -10%       |
| Attached                 | 2         | -33%        | 4            | 300%      | 34         | 48%       | 50%        | 17.00            | 122%       | 75         | \$132,475        | -47%       |
| Apartment                | 2         | -           | 1            | -67%      | 5          | -50%      | 200%       | 2.50             | -          | 120        | \$170,500        | -          |
| Acreage                  | 7         | 17%         | 11           | 120%      | 76         | 65%       | 64%        | 10.86            | 42%        | 68         | \$247,071        | 7%         |
| Mobile                   | 3         | 50%         | 2            | -33%      | 18         | -25%      | 150%       | 6.00             | -50%       | 136        | \$97,167         | 93%        |
| <b>Total Residential</b> | <b>50</b> | <b>-24%</b> | <b>87</b>    | <b>6%</b> | <b>560</b> | <b>0%</b> | <b>57%</b> | <b>11.20</b>     | <b>32%</b> | <b>102</b> | <b>\$167,461</b> | <b>-8%</b> |

## 10-Year Averages

|                   | Sales |       | New Listings |       | Inventory |       | S/NL | Months of Supply |       | DOM | Average Price |       |
|-------------------|-------|-------|--------------|-------|-----------|-------|------|------------------|-------|-----|---------------|-------|
|                   | Avg   | %Diff | Avg          | %Diff | Avg       | %Diff | Avg  | Avg              | %Diff | Avg | Avg           | %Diff |
| Total Residential | 47    | 6%    | 119          | -27%  | 738       | -24%  | 42%  | 17.58            | -36%  | 112 | \$149,281     | 12%   |

## Residential Months of Supply and Price



| YORKTON REGION |            |             |              |            |             |            |            |                  |            |              |                |              |                |              |
|----------------|------------|-------------|--------------|------------|-------------|------------|------------|------------------|------------|--------------|----------------|--------------|----------------|--------------|
|                | Sales      | Y/Y%        | New Listings | Y/Y%       | S/NL Ratio  | Inventory  | Y/Y%       | Months of Supply | DOM        | SP/LP        | Median Price   | Y/Y%         | Average Price  | Y/Y%         |
| Jan-13         | 50         | -6%         | 100          | -8%        | 0.50        | 549        | 4%         | 10.98            | 132        | 93.2%        | 136,125        | 11.1%        | 140,186        | 7.7%         |
| Feb-13         | 47         | -11%        | 90           | -13%       | 0.52        | 544        | 1%         | 11.57            | 106        | 92.5%        | 150,000        | 20.0%        | 176,894        | 29.7%        |
| Mar-13         | 46         | -23%        | 121          | -28%       | 0.38        | 574        | -3%        | 12.48            | 95         | 93.1%        | 116,500        | -11.4%       | 132,752        | -12.1%       |
| Apr-13         | 73         | -6%         | 159          | 26%        | 0.46        | 615        | 5%         | 8.42             | 103        | 93.5%        | 157,500        | 4.7%         | 189,345        | 19.6%        |
| May-13         | 93         | 2%          | 231          | 22%        | 0.40        | 685        | 9%         | 7.37             | 103        | 90.8%        | 158,000        | 17.0%        | 172,356        | 16.0%        |
| Jun-13         | 93         | 8%          | 203          | 11%        | 0.46        | 741        | 13%        | 7.97             | 64         | 95.0%        | 170,000        | 17.6%        | 187,728        | 35.2%        |
| Jul-13         | 77         | -18%        | 217          | 29%        | 0.35        | 802        | 22%        | 10.42            | 70         | 94.0%        | 152,000        | 14.7%        | 168,455        | 7.7%         |
| Aug-13         | 81         | -8%         | 173          | -1%        | 0.47        | 802        | 23%        | 9.90             | 89         | 94.1%        | 146,000        | 16.3%        | 169,357        | 31.2%        |
| Sep-13         | 71         | 3%          | 147          | -7%        | 0.48        | 777        | 18%        | 10.94            | 75         | 92.4%        | 135,000        | 8.0%         | 149,131        | 0.2%         |
| Oct-13         | 85         | -10%        | 133          | -3%        | 0.64        | 713        | 15%        | 8.39             | 87         | 90.1%        | 145,000        | 22.4%        | 161,552        | 11.6%        |
| Nov-13         | 47         | -11%        | 97           | -3%        | 0.48        | 668        | 13%        | 14.21            | 105        | 92.3%        | 130,000        | 10.6%        | 145,693        | 15.0%        |
| Dec-13         | 52         | 30%         | 81           | 65%        | 0.64        | 606        | 13%        | 11.65            | 87         | 92.3%        | 156,000        | 8.0%         | 172,032        | 7.5%         |
| <b>2013</b>    | <b>815</b> | <b>-5%</b>  | <b>1,752</b> | <b>5%</b>  | <b>0.47</b> | <b>673</b> | <b>11%</b> | <b>9.91</b>      | <b>90</b>  | <b>92.8%</b> | <b>149,900</b> | <b>18.0%</b> | <b>166,310</b> | <b>15.2%</b> |
| Jan-14         | 34         | -32%        | 113          | 13%        | 0.30        | 608        | 11%        | 17.88            | 89         | 93.6%        | 124,500        | -8.5%        | 160,822        | 14.7%        |
| Feb-14         | 43         | -9%         | 99           | 10%        | 0.43        | 622        | 14%        | 14.47            | 98         | 92.5%        | 170,000        | 13.3%        | 181,849        | 2.8%         |
| Mar-14         | 54         | 17%         | 132          | 9%         | 0.41        | 645        | 12%        | 11.94            | 98         | 91.8%        | 140,000        | 20.2%        | 157,793        | 18.9%        |
| Apr-14         | 85         | 16%         | 175          | 10%        | 0.49        | 674        | 10%        | 7.93             | 114        | 93.3%        | 159,000        | 1.0%         | 176,405        | -6.8%        |
| May-14         | 71         | -24%        | 241          | 4%         | 0.29        | 777        | 13%        | 10.94            | 78         | 94.1%        | 162,500        | 2.8%         | 176,188        | 2.2%         |
| Jun-14         | 72         | -23%        | 206          | 1%         | 0.35        | 834        | 13%        | 11.58            | 89         | 92.6%        | 147,500        | -13.2%       | 171,761        | -8.5%        |
| Jul-14         | 74         | -4%         | 241          | 11%        | 0.31        | 881        | 10%        | 11.91            | 76         | 92.6%        | 170,000        | 11.8%        | 176,064        | 4.5%         |
| Aug-14         | 83         | 2%          | 166          | -4%        | 0.50        | 879        | 10%        | 10.59            | 90         | 93.8%        | 150,000        | 2.7%         | 160,903        | -5.0%        |
| Sep-14         | 78         | 10%         | 176          | 20%        | 0.44        | 872        | 12%        | 11.18            | 70         | 91.0%        | 138,500        | 2.6%         | 148,318        | -0.5%        |
| Oct-14         | 68         | -20%        | 139          | 5%         | 0.49        | 808        | 13%        | 11.88            | 72         | 92.5%        | 140,250        | -3.3%        | 151,273        | -6.4%        |
| Nov-14         | 48         | 2%          | 124          | 28%        | 0.39        | 765        | 15%        | 15.94            | 81         | 93.7%        | 134,500        | 3.5%         | 161,769        | 11.0%        |
| Dec-14         | 48         | -8%         | 77           | -5%        | 0.62        | 689        | 14%        | 14.35            | 104        | 93.2%        | 149,000        | -4.5%        | 171,470        | -0.3%        |
| <b>2014</b>    | <b>758</b> | <b>-7%</b>  | <b>1,889</b> | <b>8%</b>  | <b>0.40</b> | <b>755</b> | <b>12%</b> | <b>11.94</b>     | <b>88</b>  | <b>92.9%</b> | <b>147,000</b> | <b>-1.9%</b> | <b>166,113</b> | <b>-0.1%</b> |
| Jan-15         | 28         | -18%        | 141          | 25%        | 0.20        | 744        | 22%        | 26.57            | 116        | 91.8%        | 122,500        | -1.6%        | 121,685        | -24.3%       |
| Feb-15         | 45         | 5%          | 116          | 17%        | 0.39        | 769        | 24%        | 17.09            | 105        | 93.0%        | 200,000        | 17.6%        | 200,883        | 10.5%        |
| Mar-15         | 60         | 11%         | 180          | 36%        | 0.33        | 824        | 28%        | 13.73            | 122        | 92.3%        | 158,000        | 12.9%        | 163,036        | 3.3%         |
| Apr-15         | 98         | 15%         | 205          | 17%        | 0.48        | 849        | 26%        | 8.66             | 107        | 92.8%        | 163,750        | 3.0%         | 170,125        | -3.6%        |
| May-15         | 89         | 25%         | 238          | -1%        | 0.37        | 935        | 20%        | 10.51            | 104        | 93.8%        | 173,000        | 6.5%         | 176,485        | 0.2%         |
| Jun-15         | 107        | 49%         | 215          | 4%         | 0.50        | 930        | 12%        | 8.69             | 93         | 93.1%        | 157,500        | 6.8%         | 169,596        | -1.3%        |
| Jul-15         | 68         | -8%         | 228          | -5%        | 0.30        | 974        | 11%        | 14.32            | 99         | 94.0%        | 159,500        | -6.2%        | 186,377        | 5.9%         |
| Aug-15         | 89         | 7%          | 168          | 1%         | 0.53        | 964        | 10%        | 10.83            | 88         | 92.2%        | 131,000        | -12.7%       | 143,310        | -10.9%       |
| Sep-15         | 78         | 0%          | 176          | 0%         | 0.44        | 925        | 6%         | 11.86            | 100        | 92.8%        | 167,500        | 20.9%        | 174,770        | 17.8%        |
| Oct-15         | 75         | 10%         | 169          | 22%        | 0.44        | 884        | 9%         | 11.79            | 97         | 91.4%        | 140,000        | -0.2%        | 156,311        | 3.3%         |
| Nov-15         | 58         | 21%         | 142          | 15%        | 0.41        | 871        | 14%        | 15.02            | 109        | 93.0%        | 164,000        | 21.9%        | 165,492        | 2.3%         |
| Dec-15         | 44         | -8%         | 65           | -16%       | 0.68        | 792        | 15%        | 18.00            | 114        | 89.3%        | 134,950        | -9.4%        | 148,989        | -13.1%       |
| <b>2015</b>    | <b>839</b> | <b>11%</b>  | <b>2,043</b> | <b>8%</b>  | <b>0.41</b> | <b>872</b> | <b>16%</b> | <b>12.47</b>     | <b>102</b> | <b>92.7%</b> | <b>157,500</b> | <b>7.1%</b>  | <b>166,499</b> | <b>0.2%</b>  |
| Jan-16         | 45         | 61%         | 114          | -19%       | 0.39        | 785        | 6%         | 17.44            | 107        | 92.8%        | 134,000        | 9.4%         | 167,904        | 38.0%        |
| Feb-16         | 54         | 20%         | 159          | 37%        | 0.34        | 839        | 9%         | 15.54            | 111        | 93.7%        | 169,800        | -15.1%       | 167,040        | -16.8%       |
| Mar-16         | 62         | 3%          | 152          | -16%       | 0.41        | 844        | 2%         | 13.61            | 107        | 91.1%        | 154,000        | -2.5%        | 165,823        | 1.7%         |
| Apr-16         | 60         | -39%        | 225          | 10%        | 0.27        | 910        | 7%         | 15.17            | 100        | 93.8%        | 179,000        | 9.3%         | 181,797        | 6.9%         |
| May-16         | 68         | -24%        | 226          | -5%        | 0.30        | 968        | 4%         | 14.24            | 122        | 93.5%        | 146,750        | -15.2%       | 167,565        | -5.1%        |
| Jun-16         | 86         | -20%        | 203          | -6%        | 0.42        | 969        | 4%         | 11.27            | 99         | 92.6%        | 169,500        | 7.6%         | 179,339        | 5.7%         |
| Jul-16         | 75         | 10%         | 206          | -10%       | 0.36        | 993        | 2%         | 13.24            | 95         | 92.3%        | 165,000        | 3.4%         | 183,772        | -1.4%        |
| Aug-16         | 95         | 7%          | 195          | 16%        | 0.49        | 996        | 3%         | 10.48            | 86         | 92.6%        | 170,500        | 30.2%        | 177,801        | 24.1%        |
| Sep-16         | 86         | 10%         | 168          | -5%        | 0.51        | 958        | 4%         | 11.14            | 95         | 90.2%        | 122,000        | -27.2%       | 140,310        | -19.7%       |
| Oct-16         | 67         | -11%        | 154          | -9%        | 0.44        | 912        | 3%         | 13.61            | 98         | 91.1%        | 135,000        | -3.6%        | 147,210        | -5.8%        |
| Nov-16         | 49         | -16%        | 138          | -3%        | 0.36        | 880        | 1%         | 17.96            | 96         | 92.1%        | 151,000        | -7.9%        | 181,659        | 9.8%         |
| Dec-16         | 48         | 9%          | 82           | 26%        | 0.59        | 831        | 5%         | 17.31            | 103        | 90.4%        | 145,000        | 7.4%         | 164,046        | 10.1%        |
| <b>2016</b>    | <b>795</b> | <b>-5%</b>  | <b>2,022</b> | <b>-1%</b> | <b>0.39</b> | <b>907</b> | <b>4%</b>  | <b>13.69</b>     | <b>101</b> | <b>92.2%</b> | <b>155,000</b> | <b>-1.6%</b> | <b>168,505</b> | <b>1.2%</b>  |
| Jan-17         | 49         | 9%          | 121          | 6%         | 0.40        | 848        | 8%         | 17.31            | 96         | 92.8%        | 140,000        | 4.5%         | 156,197        | -7.0%        |
| Feb-17         | 53         | -2%         | 134          | -16%       | 0.40        | 867        | 3%         | 16.36            | 80         | 93.4%        | 139,900        | -17.6%       | 148,842        | -10.9%       |
| Mar-17         | 64         | 3%          | 192          | 26%        | 0.33        | 901        | 7%         | 14.08            | 173        | 92.8%        | 171,500        | 11.4%        | 176,696        | 6.6%         |
| Apr-17         | 61         | 2%          | 221          | -2%        | 0.28        | 971        | 7%         | 15.92            | 122        | 92.5%        | 140,000        | -21.8%       | 157,920        | -13.1%       |
| May-17         | 92         | 35%         | 221          | -2%        | 0.42        | 1,012      | 5%         | 11.00            | 96         | 93.5%        | 150,000        | 2.2%         | 167,845        | 0.2%         |
| Jun-17         | 98         | 14%         | 204          | 0%         | 0.48        | 1,000      | 3%         | 10.20            | 99         | 93.6%        | 156,500        | -7.7%        | 174,413        | -2.7%        |
| Jul-17         | 81         | 8%          | 207          | 0%         | 0.39        | 1,010      | 2%         | 12.47            | 91         | 93.5%        | 145,000        | -12.1%       | 158,446        | -13.8%       |
| Aug-17         | 72         | -24%        | 200          | 3%         | 0.36        | 1,026      | 3%         | 14.25            | 99         | 92.8%        | 151,000        | -11.4%       | 176,821        | -0.6%        |
| Sep-17         | 74         | -14%        | 167          | -1%        | 0.44        | 998        | 4%         | 13.49            | 107        | 92.6%        | 126,875        | 4.0%         | 154,731        | 10.3%        |
| Oct-17         | 70         | 4%          | 154          | 0%         | 0.45        | 937        | 3%         | 13.39            | 106        | 92.7%        | 127,500        | -5.6%        | 166,051        | 12.8%        |
| Nov-17         | 75         | 53%         | 92           | -33%       | 0.82        | 850        | -3%        | 11.33            | 107        | 92.0%        | 137,500        | -8.9%        | 148,561        | -18.2%       |
| Dec-17         | 38         | -21%        | 83           | 1%         | 0.46        | 795        | -4%        | 20.92            | 112        | 92.6%        | 142,500        | -1.7%        | 151,886        | -7.4%        |
| <b>2017</b>    | <b>827</b> | <b>4%</b>   | <b>1,996</b> | <b>-1%</b> | <b>0.41</b> | <b>935</b> | <b>3%</b>  | <b>13.56</b>     | <b>107</b> | <b>93.0%</b> | <b>145,000</b> | <b>-6.5%</b> | <b>162,722</b> | <b>-3.4%</b> |
| Jan-18         | 45         | -8%         | 146          | 21%        | 0.31        | 825        | -3%        | 18.33            | 92         | 90.1%        | 118,000        | -15.7%       | 128,820        | -17.5%       |
| Feb-18         | 34         | -36%        | 123          | -8%        | 0.28        | 845        | -3%        | 24.85            | 120        | 93.8%        | 166,500        | 19.0%        | 186,810        | 25.5%        |
| Mar-18         | 69         | 8%          | 143          | -26%       | 0.48        | 848        | -6%        | 12.29            | 117        | 92.0%        | 147,000        | -14.3%       | 147,507        | -16.5%       |
| Apr-18         | 64         | 5%          | 215          | -3%        | 0.30        | 906        | -7%        | 14.16            | 119        | 92.6%        | 129,750        | -7.3%        | 153,003        | -3.1%        |
| May-18         | 75         | -18%        | 270          | 22%        | 0.28        | 1,051      | 4%         | 14.01            | 121        | 93.2%        | 148,000        | -1.3%        | 168,590        | 0.4%         |
| Jun-18         | 96         | -2%         | 227          | 11%        | 0.42        | 1,037      | 4%         | 10.80            | 85         | 92.6%        | 146,000        | -6.7%        | 165,091        | -5.3%        |
| Jul-18         | 64         | -21%        | 267          | 29%        | 0.24        | 1,094      | 8%         | 17.09            | 92         | 91.5%        | 143,500        | -1.0%        | 160,254        | 1.1%         |
| Aug-18         | 81         | 13%         | 191          | -5%        | 0.42        | 1,076      | 5%         | 13.28            | 84         | 91.4%        | 140,000        | -7.3%        | 154,142        | -12.8%       |
| Sep-18         | 59         | -20%        | 158          | -5%        | 0.37        | 1,074      | 8%         | 18.20            | 101        | 91.4%        | 145,000        | 14.3%        | 165,372        | 6.9%         |
| Oct-18         | 64         | -9%         | 121          | -21%       | 0.53        | 985        | 5%         | 15.39            | 116        | 92.1%        | 116,000        | -9.0%        | 154,622        | -6.9%        |
| Nov-18         | 57         | -24%        | 91           | -1%        | 0.63        | 919        | 8%         | 16.12            | 107        | 92.7%        | 130,000        | -5.5%        | 157,656        | 6.1%         |
| Dec-18         | 33         | -13%        | 78           | -6%        | 0.42        | 823        | 4%         | 24.94            | 108        | 93.2%        | 165,000        | 15.8%        | 175,424        | 15.5%        |
| <b>2018</b>    | <b>741</b> | <b>-10%</b> | <b>2,030</b> | <b>2%</b>  | <b>0.37</b> | <b>957</b> | <b>2%</b>  | <b>15.50</b>     | <b>104</b> | <b>92.2%</b> | <b>143,000</b> | <b>-1.4%</b> | <b>158,949</b> | <b>-2.3%</b> |



| YORKTON REGION |              |             |              |            |             |              |             |                  |            |              |                |              |                |              |
|----------------|--------------|-------------|--------------|------------|-------------|--------------|-------------|------------------|------------|--------------|----------------|--------------|----------------|--------------|
|                | Sales        | Y/Y%        | New Listings | Y/Y%       | S/NL Ratio  | Inventory    | Y/Y%        | Months of Supply | DOM        | SP/LP        | Median Price   | Y/Y%         | Average Price  | Y/Y%         |
| Jan-19         | 41           | -9%         | 144          | -1%        | 0.28        | 865          | 5%          | 21.10            | 113        | 92.5%        | 95,000         | -19.5%       | 146,100        | 13.4%        |
| Feb-19         | 30           | -12%        | 104          | -15%       | 0.29        | 899          | 6%          | 29.97            | 126        | 91.0%        | 92,000         | -44.7%       | 128,480        | -31.2%       |
| Mar-19         | 43           | -38%        | 165          | 15%        | 0.26        | 960          | 13%         | 22.33            | 124        | 91.2%        | 134,500        | -8.5%        | 151,200        | 2.5%         |
| Apr-19         | 66           | 3%          | 219          | 2%         | 0.30        | 1,039        | 15%         | 15.74            | 114        | 93.4%        | 162,500        | 25.2%        | 187,689        | 22.7%        |
| May-19         | 79           | 5%          | 241          | -11%       | 0.33        | 1,122        | 7%          | 14.20            | 111        | 91.7%        | 153,000        | 3.4%         | 174,677        | 3.6%         |
| Jun-19         | 81           | -16%        | 179          | -21%       | 0.45        | 1,105        | 7%          | 13.64            | 122        | 91.9%        | 135,000        | -7.5%        | 139,768        | -15.3%       |
| Jul-19         | 72           | 13%         | 204          | -24%       | 0.35        | 1,109        | 1%          | 15.40            | 95         | 92.4%        | 156,000        | 8.7%         | 156,219        | -2.5%        |
| Aug-19         | 66           | -19%        | 205          | 7%         | 0.32        | 1,141        | 6%          | 17.29            | 108        | 93.0%        | 141,500        | 1.1%         | 162,881        | 5.7%         |
| Sep-19         | 68           | 15%         | 144          | -9%        | 0.47        | 1,085        | 1%          | 15.96            | 97         | 91.0%        | 128,750        | -11.2%       | 136,616        | -17.4%       |
| Oct-19         | 68           | 6%          | 141          | 17%        | 0.48        | 1,027        | 4%          | 15.10            | 107        | 91.4%        | 133,000        | 14.7%        | 162,896        | 5.4%         |
| Nov-19         | 45           | -21%        | 105          | 15%        | 0.43        | 985          | 7%          | 21.89            | 123        | 90.6%        | 94,500         | -27.3%       | 139,471        | -11.5%       |
| Dec-19         | 46           | 39%         | 92           | 18%        | 0.50        | 911          | 11%         | 19.80            | 143        | 91.9%        | 115,000        | -30.3%       | 155,582        | -11.3%       |
| <b>2019</b>    | <b>705</b>   | <b>-5%</b>  | <b>1,943</b> | <b>-4%</b> | <b>0.36</b> | <b>1,021</b> | <b>7%</b>   | <b>17.37</b>     | <b>113</b> | <b>92.0%</b> | <b>135,000</b> | <b>-5.6%</b> | <b>155,535</b> | <b>-2.1%</b> |
| Jan-20         | 31           | -24%        | 117          | -19%       | 0.26        | 917          | 6%          | 29.58            | 141        | 89.1%        | 120,000        | 26.3%        | 133,381        | -8.7%        |
| Feb-20         | 31           | 3%          | 143          | 38%        | 0.22        | 958          | 7%          | 30.90            | 137        | 93.2%        | 110,000        | 19.6%        | 151,390        | 17.8%        |
| Mar-20         | 66           | 53%         | 181          | 10%        | 0.36        | 990          | 3%          | 15.00            | 116        | 91.8%        | 90,950         | -32.4%       | 125,333        | -17.1%       |
| Apr-20         | 51           | -23%        | 121          | -45%       | 0.42        | 977          | -6%         | 19.16            | 142        | 91.2%        | 107,000        | -34.2%       | 132,722        | -29.3%       |
| May-20         | 81           | 3%          | 181          | -25%       | 0.45        | 956          | -15%        | 11.80            | 120        | 92.5%        | 132,000        | -13.7%       | 155,436        | -11.0%       |
| Jun-20         | 127          | 57%         | 224          | 25%        | 0.57        | 935          | -15%        | 7.36             | 110        | 92.2%        | 158,000        | 17.0%        | 159,705        | 14.3%        |
| Jul-20         | 115          | 60%         | 198          | -3%        | 0.58        | 938          | -15%        | 8.16             | 116        | 92.9%        | 126,900        | -18.7%       | 158,213        | 1.3%         |
| Aug-20         | 96           | 45%         | 180          | -12%       | 0.53        | 920          | -19%        | 9.58             | 111        | 92.8%        | 127,500        | -9.9%        | 140,689        | -13.6%       |
| Sep-20         | 117          | 72%         | 161          | 12%        | 0.73        | 886          | -18%        | 7.57             | 96         | 93.0%        | 162,000        | 25.8%        | 174,370        | 27.6%        |
| Oct-20         | 96           | 41%         | 129          | -9%        | 0.74        | 838          | -18%        | 8.73             | 85         | 93.2%        | 147,500        | 10.9%        | 160,107        | -1.7%        |
| Nov-20         | 66           | 47%         | 103          | -2%        | 0.64        | 777          | -21%        | 11.77            | 104        | 91.7%        | 160,000        | 69.3%        | 171,211        | 22.8%        |
| Dec-20         | 74           | 61%         | 73           | -21%       | 1.01        | 705          | -23%        | 9.53             | 112        | 91.6%        | 125,000        | 8.7%         | 145,236        | -6.6%        |
| <b>2020</b>    | <b>951</b>   | <b>35%</b>  | <b>1,811</b> | <b>-7%</b> | <b>0.53</b> | <b>900</b>   | <b>-12%</b> | <b>11.35</b>     | <b>111</b> | <b>92.4%</b> | <b>135,000</b> | <b>0.0%</b>  | <b>153,797</b> | <b>-1.1%</b> |
| Jan-21         | 84           | 171%        | 107          | -9%        | 0.79        | 682          | -26%        | 8.12             | 131        | 92.5%        | 135,000        | 12.5%        | 155,311        | 16.4%        |
| Feb-21         | 80           | 158%        | 128          | -10%       | 0.63        | 683          | -29%        | 8.54             | 105        | 93.2%        | 137,000        | 24.5%        | 171,663        | 13.4%        |
| Mar-21         | 111          | 68%         | 201          | 11%        | 0.55        | 708          | -28%        | 6.38             | 110        | 93.0%        | 150,000        | 64.9%        | 168,569        | 34.5%        |
| Apr-21         | 133          | 161%        | 184          | 52%        | 0.72        | 712          | -27%        | 5.35             | 103        | 94.5%        | 170,000        | 58.9%        | 189,529        | 42.8%        |
| May-21         | 107          | 32%         | 174          | -4%        | 0.61        | 726          | -24%        | 6.79             | 94         | 95.4%        | 170,000        | 28.8%        | 188,686        | 21.4%        |
| Jun-21         | 116          | -9%         | 204          | -9%        | 0.57        | 725          | -22%        | 6.25             | 82         | 94.3%        | 132,450        | -16.2%       | 157,382        | -1.5%        |
| Jul-21         | 90           | -22%        | 181          | -9%        | 0.50        | 750          | -20%        | 8.33             | 73         | 94.5%        | 150,000        | 18.2%        | 187,778        | 18.7%        |
| Aug-21         | 98           | 2%          | 173          | -4%        | 0.57        | 751          | -18%        | 7.66             | 80         | 92.9%        | 151,750        | 19.0%        | 181,017        | 28.7%        |
| Sep-21         | 106          | -9%         | 138          | -14%       | 0.77        | 728          | -18%        | 6.87             | 83         | 95.1%        | 165,500        | 2.2%         | 192,543        | 10.4%        |
| Oct-21         | 105          | 9%          | 131          | 2%         | 0.80        | 695          | -17%        | 6.62             | 96         | 93.4%        | 170,000        | 15.3%        | 180,064        | 12.5%        |
| Nov-21         | 78           | 18%         | 100          | -3%        | 0.78        | 651          | -16%        | 8.35             | 92         | 93.6%        | 179,500        | 12.2%        | 203,637        | 18.9%        |
| Dec-21         | 66           | -11%        | 70           | -4%        | 0.94        | 584          | -17%        | 8.85             | 101        | 91.9%        | 130,000        | 4.0%         | 135,733        | -6.5%        |
| <b>2021</b>    | <b>1,174</b> | <b>23%</b>  | <b>1,791</b> | <b>-1%</b> | <b>0.66</b> | <b>700</b>   | <b>-22%</b> | <b>7.15</b>      | <b>96</b>  | <b>93.9%</b> | <b>156,300</b> | <b>15.8%</b> | <b>177,122</b> | <b>15.2%</b> |
| Jan-22         | 66           | -21%        | 82           | -23%       | 0.80        | 560          | -18%        | 8.48             | 101        | 93.9%        | 155,000        | 14.8%        | 182,406        | 17.4%        |
| Feb-22         | 60           | -25%        | 92           | -28%       | 0.65        | 540          | -21%        | 9.00             | 119        | 93.2%        | 164,500        | 20.1%        | 174,107        | 1.4%         |
| Mar-22         | 108          | -3%         | 164          | -18%       | 0.66        | 532          | -25%        | 4.93             | 105        | 94.9%        | 141,250        | -5.8%        | 162,115        | -3.8%        |
| Apr-22         | 101          | -24%        | 169          | -8%        | 0.60        | 556          | -22%        | 5.50             | 91         | 95.1%        | 180,000        | 5.9%         | 183,998        | -2.9%        |
| May-22         | 113          | 6%          | 200          | 15%        | 0.57        | 610          | -16%        | 5.40             | 85         | 94.8%        | 160,000        | -5.9%        | 187,356        | -0.7%        |
| Jun-22         | 123          | 6%          | 206          | 1%         | 0.60        | 631          | -13%        | 5.13             | 79         | 94.9%        | 153,000        | 15.5%        | 181,988        | 15.6%        |
| Jul-22         | 71           | -21%        | 190          | 5%         | 0.37        | 708          | -6%         | 9.97             | 62         | 95.5%        | 182,500        | 21.7%        | 206,984        | 10.2%        |
| Aug-22         | 107          | 9%          | 161          | -7%        | 0.66        | 692          | -8%         | 6.47             | 68         | 95.0%        | 165,000        | 8.7%         | 194,479        | 7.4%         |
| Sep-22         | 100          | -6%         | 169          | 22%        | 0.59        | 679          | -7%         | 6.79             | 68         | 92.9%        | 127,500        | -23.0%       | 166,636        | -13.5%       |
| Oct-22         | 87           | -17%        | 158          | 21%        | 0.55        | 674          | -3%         | 7.75             | 75         | 92.2%        | 140,000        | -17.6%       | 157,450        | -12.6%       |
| Nov-22         | 74           | -5%         | 97           | -3%        | 0.76        | 644          | -1%         | 8.70             | 82         | 92.5%        | 146,500        | -18.4%       | 159,145        | -21.8%       |
| Dec-22         | 56           | -15%        | 53           | -24%       | 1.06        | 567          | -3%         | 10.13            | 98         | 91.5%        | 143,750        | 10.6%        | 152,900        | 12.6%        |
| <b>2022</b>    | <b>1,066</b> | <b>-9%</b>  | <b>1,741</b> | <b>-3%</b> | <b>0.61</b> | <b>616</b>   | <b>-12%</b> | <b>6.94</b>      | <b>85</b>  | <b>94.1%</b> | <b>155,000</b> | <b>-0.8%</b> | <b>176,678</b> | <b>-0.3%</b> |
| Jan-23         | 50           | -24%        | 87           | 6%         | 0.57        | 560          | 0%          | 11.20            | 102        | 93.7%        | 166,250        | 7.3%         | 167,461        | -8.2%        |
| Feb-23         |              |             |              |            |             |              |             |                  |            |              |                |              |                |              |
| Mar-23         |              |             |              |            |             |              |             |                  |            |              |                |              |                |              |
| Apr-23         |              |             |              |            |             |              |             |                  |            |              |                |              |                |              |
| May-23         |              |             |              |            |             |              |             |                  |            |              |                |              |                |              |
| Jun-23         |              |             |              |            |             |              |             |                  |            |              |                |              |                |              |
| Jul-23         |              |             |              |            |             |              |             |                  |            |              |                |              |                |              |
| Aug-23         |              |             |              |            |             |              |             |                  |            |              |                |              |                |              |
| Sep-23         |              |             |              |            |             |              |             |                  |            |              |                |              |                |              |
| Oct-23         |              |             |              |            |             |              |             |                  |            |              |                |              |                |              |
| Nov-23         |              |             |              |            |             |              |             |                  |            |              |                |              |                |              |
| Dec-23         |              |             |              |            |             |              |             |                  |            |              |                |              |                |              |
| <b>2023</b>    | <b>50</b>    | <b>-24%</b> | <b>87</b>    | <b>6%</b>  | <b>0.57</b> | <b>560</b>   | <b>0%</b>   | <b>11.20</b>     | <b>102</b> | <b>93.7%</b> | <b>166,250</b> | <b>7.3%</b>  | <b>167,461</b> | <b>-8.2%</b> |

| YORKTON REGION |            |             |              |            |             |            |            |                  |            |              |                |              |                |              |
|----------------|------------|-------------|--------------|------------|-------------|------------|------------|------------------|------------|--------------|----------------|--------------|----------------|--------------|
|                | Sales      | Y/Y%        | New Listings | Y/Y%       | S/NL Ratio  | Inventory  | Y/Y%       | Months of Supply | DOM        | SP/LP        | Median Price   | Y/Y%         | Average Price  | Y/Y%         |
| Jan-13         | 44         | -10%        | 86           | -4%        | 0.51        | 444        | 1%         | 10.09            | 125        | 92.7%        | 135,000        | 10.2%        | 136,859        | 3.0%         |
| Feb-13         | 41         | -9%         | 74           | -18%       | 0.55        | 437        | -5%        | 10.66            | 101        | 92.8%        | 150,000        | 15.4%        | 175,588        | 20.4%        |
| Mar-13         | 40         | -31%        | 104          | -29%       | 0.38        | 468        | -8%        | 11.70            | 99         | 92.8%        | 110,250        | -16.2%       | 122,648        | -20.1%       |
| Apr-13         | 61         | -15%        | 131          | 22%        | 0.47        | 501        | 0%         | 8.21             | 104        | 93.0%        | 130,000        | -13.6%       | 168,502        | 6.9%         |
| May-13         | 86         | 4%          | 190          | 20%        | 0.45        | 557        | 5%         | 6.48             | 106        | 91.3%        | 159,250        | 6.9%         | 170,287        | 11.7%        |
| Jun-13         | 85         | 12%         | 169          | 10%        | 0.50        | 598        | 9%         | 7.04             | 64         | 95.1%        | 170,000        | 14.5%        | 190,306        | 32.4%        |
| Jul-13         | 71         | -13%        | 178          | 24%        | 0.40        | 639        | 15%        | 9.00             | 72         | 94.0%        | 150,000        | 11.1%        | 168,022        | 4.2%         |
| Aug-13         | 65         | -19%        | 141          | -15%       | 0.46        | 644        | 14%        | 9.91             | 77         | 94.1%        | 146,000        | 20.4%        | 170,781        | 37.1%        |
| Sep-13         | 64         | 5%          | 120          | -5%        | 0.53        | 623        | 12%        | 9.73             | 77         | 93.3%        | 140,000        | 12.0%        | 155,645        | 4.5%         |
| Oct-13         | 70         | -15%        | 111          | 3%         | 0.63        | 575        | 12%        | 8.21             | 87         | 92.1%        | 128,500        | 11.7%        | 142,406        | 3.7%         |
| Nov-13         | 41         | -16%        | 81           | -1%        | 0.51        | 543        | 12%        | 13.24            | 106        | 92.4%        | 129,000        | 15.8%        | 144,405        | 16.6%        |
| Dec-13         | 46         | 31%         | 66           | 69%        | 0.70        | 485        | 11%        | 10.54            | 82         | 92.8%        | 129,200        | -3.5%        | 171,384        | 8.1%         |
| <b>2013</b>    | <b>714</b> | <b>-8%</b>  | <b>1,451</b> | <b>3%</b>  | <b>0.49</b> | <b>543</b> | <b>7%</b>  | <b>9.12</b>      | <b>89</b>  | <b>93.1%</b> | <b>145,000</b> | <b>12.8%</b> | <b>162,452</b> | <b>11.9%</b> |
| Jan-14         | 29         | -34%        | 90           | 5%         | 0.32        | 481        | 8%         | 16.59            | 84         | 93.0%        | 129,000        | -4.4%        | 158,921        | 16.1%        |
| Feb-14         | 36         | -12%        | 77           | 4%         | 0.47        | 484        | 11%        | 13.44            | 99         | 93.7%        | 164,000        | 9.3%         | 180,236        | 2.6%         |
| Mar-14         | 44         | 10%         | 113          | 9%         | 0.39        | 504        | 8%         | 11.45            | 99         | 92.6%        | 135,000        | 22.4%        | 142,814        | 16.4%        |
| Apr-14         | 76         | 25%         | 144          | 10%        | 0.53        | 529        | 6%         | 6.96             | 110        | 93.3%        | 157,250        | 21.0%        | 177,308        | 5.2%         |
| May-14         | 57         | -34%        | 194          | 2%         | 0.29        | 611        | 10%        | 10.72            | 77         | 94.6%        | 165,000        | 3.6%         | 186,825        | 9.7%         |
| Jun-14         | 64         | -25%        | 165          | -2%        | 0.39        | 646        | 8%         | 10.09            | 92         | 92.9%        | 147,500        | -13.2%       | 174,114        | -8.5%        |
| Jul-14         | 64         | -10%        | 209          | 17%        | 0.31        | 704        | 10%        | 11.00            | 73         | 92.3%        | 163,750        | 9.2%         | 165,667        | -1.4%        |
| Aug-14         | 72         | 11%         | 131          | -7%        | 0.55        | 698        | 8%         | 9.69             | 90         | 94.1%        | 150,000        | 2.7%         | 157,456        | -7.8%        |
| Sep-14         | 67         | 5%          | 143          | 19%        | 0.47        | 689        | 11%        | 10.28            | 68         | 91.5%        | 137,000        | -2.1%        | 145,355        | -6.6%        |
| Oct-14         | 57         | -19%        | 108          | -3%        | 0.53        | 638        | 11%        | 11.19            | 72         | 92.9%        | 140,000        | 8.9%         | 154,922        | 8.8%         |
| Nov-14         | 42         | 2%          | 84           | 4%         | 0.50        | 589        | 8%         | 14.02            | 77         | 92.1%        | 136,000        | 5.4%         | 157,464        | 9.0%         |
| Dec-14         | 40         | -13%        | 61           | -8%        | 0.66        | 522        | 8%         | 13.05            | 103        | 93.2%        | 153,950        | 19.2%        | 167,651        | -2.2%        |
| <b>2014</b>    | <b>648</b> | <b>-9%</b>  | <b>1,519</b> | <b>5%</b>  | <b>0.43</b> | <b>591</b> | <b>9%</b>  | <b>10.95</b>     | <b>87</b>  | <b>93.1%</b> | <b>147,000</b> | <b>1.4%</b>  | <b>164,317</b> | <b>1.1%</b>  |
| Jan-15         | 22         | -24%        | 123          | 37%        | 0.18        | 577        | 20%        | 26.23            | 119        | 90.8%        | 122,500        | -5.0%        | 126,818        | -20.2%       |
| Feb-15         | 34         | -6%         | 100          | 30%        | 0.34        | 610        | 26%        | 17.94            | 101        | 92.6%        | 205,000        | 25.0%        | 196,699        | 9.1%         |
| Mar-15         | 51         | 16%         | 143          | 27%        | 0.36        | 650        | 29%        | 12.75            | 117        | 91.9%        | 156,000        | 15.6%        | 165,310        | 15.8%        |
| Apr-15         | 81         | 7%          | 171          | 19%        | 0.47        | 676        | 28%        | 8.35             | 107        | 92.4%        | 160,000        | 1.7%         | 164,684        | -7.1%        |
| May-15         | 81         | 42%         | 198          | 2%         | 0.41        | 748        | 22%        | 9.23             | 101        | 93.6%        | 173,000        | 4.8%         | 176,437        | -5.6%        |
| Jun-15         | 85         | 33%         | 171          | 4%         | 0.50        | 746        | 15%        | 8.78             | 91         | 92.7%        | 153,000        | 3.7%         | 168,762        | -3.1%        |
| Jul-15         | 57         | -11%        | 190          | -9%        | 0.30        | 785        | 12%        | 13.77            | 99         | 94.3%        | 159,000        | -2.9%        | 188,696        | 13.9%        |
| Aug-15         | 80         | 11%         | 143          | 9%         | 0.56        | 779        | 12%        | 9.74             | 90         | 92.0%        | 134,000        | -10.7%       | 142,322        | -9.6%        |
| Sep-15         | 69         | 3%          | 143          | 0%         | 0.48        | 751        | 9%         | 10.88            | 96         | 92.4%        | 150,000        | 9.5%         | 167,934        | 15.5%        |
| Oct-15         | 65         | 14%         | 130          | 20%        | 0.50        | 708        | 11%        | 10.89            | 98         | 91.6%        | 130,000        | -7.1%        | 152,783        | -1.4%        |
| Nov-15         | 45         | 7%          | 105          | 25%        | 0.43        | 695        | 18%        | 15.44            | 103        | 92.8%        | 170,000        | 25.0%        | 165,406        | 5.0%         |
| Dec-15         | 39         | -3%         | 59           | -3%        | 0.66        | 635        | 22%        | 16.28            | 105        | 91.8%        | 134,900        | -12.4%       | 149,449        | -10.9%       |
| <b>2015</b>    | <b>709</b> | <b>9%</b>   | <b>1,676</b> | <b>10%</b> | <b>0.42</b> | <b>697</b> | <b>18%</b> | <b>11.79</b>     | <b>100</b> | <b>92.6%</b> | <b>154,500</b> | <b>5.1%</b>  | <b>164,761</b> | <b>0.3%</b>  |
| Jan-16         | 37         | 68%         | 79           | -36%       | 0.47        | 627        | 9%         | 16.95            | 107        | 91.2%        | 125,000        | 2.0%         | 141,765        | 11.8%        |
| Feb-16         | 47         | 38%         | 126          | 26%        | 0.37        | 660        | 8%         | 14.04            | 108        | 93.7%        | 165,000        | -19.5%       | 161,838        | -17.7%       |
| Mar-16         | 56         | 10%         | 115          | -20%       | 0.49        | 652        | 0%         | 11.64            | 107        | 90.8%        | 159,000        | 1.9%         | 163,777        | -0.9%        |
| Apr-16         | 55         | -32%        | 183          | 7%         | 0.30        | 708        | 5%         | 12.87            | 101        | 93.8%        | 182,000        | 13.8%        | 179,496        | 9.0%         |
| May-16         | 59         | -27%        | 182          | -8%        | 0.32        | 758        | 1%         | 12.85            | 124        | 93.7%        | 148,500        | -14.2%       | 172,388        | -2.3%        |
| Jun-16         | 77         | -9%         | 174          | 2%         | 0.44        | 778        | 4%         | 10.10            | 101        | 92.3%        | 169,000        | 10.5%        | 177,513        | 5.2%         |
| Jul-16         | 62         | 9%          | 146          | -23%       | 0.42        | 781        | -1%        | 12.60            | 88         | 93.4%        | 177,500        | 11.6%        | 182,055        | -3.5%        |
| Aug-16         | 84         | 5%          | 166          | 16%        | 0.51        | 777        | 0%         | 9.25             | 87         | 92.4%        | 169,750        | 26.7%        | 177,947        | 25.0%        |
| Sep-16         | 72         | 4%          | 137          | -4%        | 0.53        | 756        | 1%         | 10.50            | 99         | 90.6%        | 122,000        | -18.7%       | 138,360        | -17.6%       |
| Oct-16         | 58         | -11%        | 120          | -8%        | 0.48        | 730        | 3%         | 12.59            | 94         | 91.4%        | 126,500        | -2.7%        | 142,001        | -7.1%        |
| Nov-16         | 36         | -20%        | 114          | 9%         | 0.32        | 704        | 1%         | 19.56            | 91         | 91.8%        | 152,000        | -10.6%       | 174,403        | 5.4%         |
| Dec-16         | 42         | 8%          | 70           | 19%        | 0.60        | 664        | 5%         | 15.81            | 94         | 89.5%        | 141,450        | 4.9%         | 156,374        | 4.6%         |
| <b>2016</b>    | <b>685</b> | <b>-3%</b>  | <b>1,612</b> | <b>-4%</b> | <b>0.42</b> | <b>716</b> | <b>3%</b>  | <b>12.55</b>     | <b>100</b> | <b>92.2%</b> | <b>154,000</b> | <b>-0.3%</b> | <b>164,984</b> | <b>0.1%</b>  |
| Jan-17         | 42         | 14%         | 98           | 24%        | 0.43        | 675        | 8%         | 16.07            | 101        | 92.6%        | 161,250        | 29.0%        | 156,557        | 10.4%        |
| Feb-17         | 38         | -19%        | 98           | -22%       | 0.39        | 689        | 4%         | 18.13            | 92         | 92.1%        | 98,250         | -40.5%       | 146,788        | -9.3%        |
| Mar-17         | 49         | -13%        | 149          | 30%        | 0.33        | 721        | 11%        | 14.71            | 198        | 92.9%        | 173,000        | 8.8%         | 176,118        | 7.5%         |
| Apr-17         | 48         | -13%        | 173          | -5%        | 0.28        | 774        | 9%         | 16.13            | 123        | 91.7%        | 135,000        | -25.8%       | 152,977        | -14.8%       |
| May-17         | 80         | 36%         | 191          | 5%         | 0.42        | 815        | 8%         | 10.19            | 95         | 93.6%        | 149,950        | 1.0%         | 165,646        | -3.9%        |
| Jun-17         | 88         | 14%         | 172          | -1%        | 0.51        | 803        | 3%         | 9.13             | 97         | 93.7%        | 154,000        | -8.9%        | 173,609        | -2.2%        |
| Jul-17         | 77         | 24%         | 174          | 19%        | 0.44        | 805        | 3%         | 10.45            | 87         | 93.5%        | 148,500        | -16.3%       | 161,840        | -11.1%       |
| Aug-17         | 61         | -27%        | 161          | -3%        | 0.38        | 807        | 4%         | 13.23            | 93         | 93.4%        | 150,000        | -11.6%       | 175,584        | -1.3%        |
| Sep-17         | 64         | -11%        | 125          | -9%        | 0.51        | 776        | 3%         | 12.13            | 113        | 92.1%        | 115,000        | -5.7%        | 146,783        | 6.1%         |
| Oct-17         | 61         | 5%          | 127          | 6%         | 0.48        | 739        | 1%         | 12.11            | 102        | 93.0%        | 125,000        | -1.2%        | 168,550        | 18.7%        |
| Nov-17         | 63         | 75%         | 73           | -36%       | 0.86        | 667        | -5%        | 10.59            | 107        | 92.2%        | 137,500        | -9.5%        | 148,987        | -14.6%       |
| Dec-17         | 32         | -24%        | 62           | -11%       | 0.52        | 619        | -7%        | 19.34            | 113        | 92.4%        | 114,500        | -19.1%       | 141,222        | -9.7%        |
| <b>2017</b>    | <b>703</b> | <b>3%</b>   | <b>1,603</b> | <b>-1%</b> | <b>0.44</b> | <b>741</b> | <b>3%</b>  | <b>12.65</b>     | <b>108</b> | <b>92.9%</b> | <b>142,000</b> | <b>-7.8%</b> | <b>161,321</b> | <b>-2.2%</b> |
| Jan-18         | 38         | -10%        | 96           | -2%        | 0.40        | 631        | -7%        | 16.61            | 94         | 91.1%        | 120,000        | -25.6%       | 133,024        | -15.0%       |
| Feb-18         | 28         | -26%        | 100          | 2%         | 0.28        | 646        | -6%        | 23.07            | 113        | 93.9%        | 156,500        | 59.3%        | 181,858        | 23.9%        |
| Mar-18         | 57         | 16%         | 119          | -20%       | 0.48        | 652        | -10%       | 11.44            | 123        | 92.2%        | 146,000        | -15.6%       | 143,967        | -18.3%       |
| Apr-18         | 53         | 10%         | 175          | 1%         | 0.30        | 710        | -8%        | 13.40            | 111        | 92.3%        | 129,500        | -4.1%        | 154,845        | 1.2%         |
| May-18         | 66         | -18%        | 220          | 15%        | 0.30        | 830        | 2%         | 12.58            | 119        | 93.5%        | 147,750        | -1.5%        | 164,777        | -0.5%        |
| Jun-18         | 77         | -13%        | 169          | -2%        | 0.46        | 805        | 0%         | 10.45            | 81         | 92.5%        | 130,000        | -15.6%       | 156,811        | -9.7%        |
| Jul-18         | 60         | -22%        | 217          | 25%        | 0.28        | 859        | 7%         | 14.32            | 94         | 91.5%        | 143,500        | -3.4%        | 158,983        | -1.8%        |
| Aug-18         | 69         | 13%         | 156          | -3%        | 0.44        | 845        | 5%         | 12.25            | 84         | 92.0%        | 143,900        | -4.1%        | 157,754        | -10.2%       |
| Sep-18         | 46         | -28%        | 118          | -6%        | 0.39        | 838        | 8%         | 18.22            | 97         | 90.6%        | 145,000        | 26.1%        | 155,010        | 5.6%         |
| Oct-18         | 50         | -18%        | 96           | -24%       | 0.52        | 768        | 4%         | 15.36            | 120        | 92.5%        | 94,000         | -24.8%       | 143,136        | -15.1%       |
| Nov-18         | 47         | -25%        | 77           | 5%         | 0.61        | 717        | 7%         | 15.26            | 103        | 92.7%        | 125,000        | -9.1%        | 147,372        | -1.1%        |
| Dec-18         | 30         | -6%         | 67           | 8%         | 0.45        | 649        | 5%         | 21.63            | 99         | 92.9%        | 153,500        | 34.1%        | 162,467        | 15.0%        |
| <b>2018</b>    | <b>621</b> | <b>-12%</b> | <b>1,610</b> | <b>0%</b>  | <b>0.39</b> | <b>746</b> | <b>1%</b>  | <b>14.41</b>     | <b>102</b> | <b>92.3%</b> | <b>140,000</b> | <b>-1.4%</b> | <b>154,624</b> | <b>-4.2%</b> |

| YORKTON REGION |              |             |              |            |             |            |             |                  |            |              |                |              |                |               |
|----------------|--------------|-------------|--------------|------------|-------------|------------|-------------|------------------|------------|--------------|----------------|--------------|----------------|---------------|
|                | Sales        | Y/Y%        | New Listings | Y/Y%       | S/NL Ratio  | Inventory  | Y/Y%        | Months of Supply | DOM        | SP/LP        | Median Price   | Y/Y%         | Average Price  | Y/Y%          |
| Jan-19         | 35           | -8%         | 115          | 20%        | 0.30        | 684        | 8%          | 19.54            | 109        | 91.9%        | 89,000         | -25.8%       | 145,260        | 9.2%          |
| Feb-19         | 26           | -7%         | 86           | -14%       | 0.30        | 711        | 10%         | 27.35            | 137        | 91.4%        | 92,000         | -41.2%       | 120,496        | -33.7%        |
| Mar-19         | 36           | -37%        | 135          | 13%        | 0.27        | 760        | 17%         | 21.11            | 125        | 91.2%        | 142,250        | -2.6%        | 155,030        | 7.7%          |
| Apr-19         | 54           | 2%          | 177          | 1%         | 0.31        | 825        | 16%         | 15.28            | 100        | 93.8%        | 150,750        | 16.4%        | 170,103        | 9.9%          |
| May-19         | 69           | 5%          | 198          | -10%       | 0.35        | 893        | 8%          | 12.94            | 110        | 92.4%        | 145,000        | -1.9%        | 164,051        | -0.4%         |
| Jun-19         | 63           | -18%        | 152          | -10%       | 0.41        | 893        | 11%         | 14.17            | 115        | 92.1%        | 135,000        | 3.8%         | 145,470        | -7.2%         |
| Jul-19         | 63           | 5%          | 165          | -24%       | 0.38        | 892        | 4%          | 14.16            | 97         | 92.3%        | 157,000        | 9.4%         | 162,552        | 2.2%          |
| Aug-19         | 54           | -22%        | 170          | 9%         | 0.32        | 923        | 9%          | 17.09            | 103        | 93.2%        | 144,500        | 0.4%         | 168,290        | 6.7%          |
| Sep-19         | 57           | 24%         | 115          | -3%        | 0.50        | 880        | 5%          | 15.44            | 92         | 90.8%        | 127,500        | -12.1%       | 131,907        | -14.9%        |
| Oct-19         | 56           | 12%         | 118          | 23%        | 0.47        | 844        | 10%         | 15.07            | 96         | 92.3%        | 127,500        | 35.6%        | 158,106        | 10.5%         |
| Nov-19         | 38           | -19%        | 85           | 10%        | 0.45        | 805        | 12%         | 21.18            | 120        | 91.2%        | 89,500         | -28.4%       | 128,031        | -13.1%        |
| Dec-19         | 44           | 47%         | 77           | 15%        | 0.57        | 732        | 13%         | 16.64            | 143        | 91.8%        | 105,850        | -31.0%       | 153,222        | -5.7%         |
| <b>2019</b>    | <b>595</b>   | <b>-4%</b>  | <b>1,593</b> | <b>-1%</b> | <b>0.37</b> | <b>820</b> | <b>10%</b>  | <b>16.54</b>     | <b>110</b> | <b>92.2%</b> | <b>132,000</b> | <b>-5.7%</b> | <b>152,564</b> | <b>-1.3%</b>  |
| Jan-20         | 28           | -20%        | 98           | -15%       | 0.29        | 746        | 9%          | 26.64            | 137        | 89.7%        | 116,000        | 30.3%        | 129,046        | -11.2%        |
| Feb-20         | 27           | 4%          | 110          | 28%        | 0.25        | 769        | 8%          | 28.48            | 139        | 93.1%        | 107,500        | 16.8%        | 148,800        | 23.5%         |
| Mar-20         | 58           | 61%         | 150          | 11%        | 0.39        | 790        | 4%          | 13.62            | 118        | 92.1%        | 93,450         | -34.3%       | 126,491        | -18.4%        |
| Apr-20         | 40           | -26%        | 99           | -44%       | 0.40        | 780        | -5%         | 19.50            | 149        | 91.4%        | 108,833        | -27.8%       | 136,354        | -19.8%        |
| May-20         | 73           | 6%          | 139          | -30%       | 0.53        | 752        | -16%        | 10.30            | 119        | 93.0%        | 125,000        | -13.8%       | 152,732        | -6.9%         |
| Jun-20         | 98           | 56%         | 187          | 23%        | 0.52        | 746        | -16%        | 7.61             | 98         | 93.0%        | 154,900        | 14.7%        | 153,910        | 5.8%          |
| Jul-20         | 100          | 59%         | 172          | 4%         | 0.58        | 754        | -15%        | 7.54             | 114        | 92.9%        | 125,000        | -20.4%       | 151,426        | -6.8%         |
| Aug-20         | 84           | 56%         | 160          | -6%        | 0.53        | 748        | -19%        | 8.90             | 112        | 92.4%        | 116,500        | -19.4%       | 136,787        | -18.7%        |
| Sep-20         | 101          | 77%         | 141          | 23%        | 0.72        | 729        | -17%        | 7.22             | 93         | 92.9%        | 159,500        | 25.1%        | 173,736        | 31.7%         |
| Oct-20         | 82           | 46%         | 108          | -8%        | 0.76        | 686        | -19%        | 8.37             | 83         | 93.2%        | 142,500        | 11.8%        | 157,022        | -0.7%         |
| Nov-20         | 57           | 50%         | 86           | 1%         | 0.66        | 634        | -21%        | 11.12            | 99         | 91.9%        | 140,000        | 56.4%        | 166,670        | 30.2%         |
| Dec-20         | 64           | 45%         | 65           | -16%       | 0.98        | 579        | -21%        | 9.05             | 103        | 92.9%        | 121,500        | 14.8%        | 135,945        | -11.3%        |
| <b>2020</b>    | <b>812</b>   | <b>36%</b>  | <b>1,515</b> | <b>-5%</b> | <b>0.54</b> | <b>726</b> | <b>-11%</b> | <b>10.73</b>     | <b>108</b> | <b>92.6%</b> | <b>130,000</b> | <b>-1.5%</b> | <b>150,136</b> | <b>-1.6%</b>  |
| Jan-21         | 76           | 171%        | 90           | -8%        | 0.84        | 557        | -25%        | 7.33             | 119        | 92.9%        | 123,500        | 6.5%         | 145,207        | 12.5%         |
| Feb-21         | 71           | 163%        | 113          | 3%         | 0.63        | 561        | -27%        | 7.90             | 99         | 93.1%        | 133,000        | 23.7%        | 164,873        | 10.8%         |
| Mar-21         | 99           | 71%         | 170          | 13%        | 0.58        | 583        | -26%        | 5.89             | 108        | 93.1%        | 150,000        | 60.5%        | 169,666        | 34.1%         |
| Apr-21         | 111          | 178%        | 152          | 54%        | 0.73        | 585        | -25%        | 5.27             | 101        | 94.3%        | 167,500        | 53.9%        | 179,382        | 31.6%         |
| May-21         | 94           | 29%         | 143          | 3%         | 0.66        | 596        | -21%        | 6.34             | 92         | 95.5%        | 168,000        | 34.4%        | 188,480        | 23.4%         |
| Jun-21         | 102          | 4%          | 173          | -7%        | 0.59        | 593        | -21%        | 5.81             | 77         | 94.8%        | 130,000        | -16.1%       | 154,768        | 0.6%          |
| Jul-21         | 81           | -19%        | 156          | -9%        | 0.52        | 616        | -18%        | 7.60             | 69         | 93.3%        | 142,000        | 13.6%        | 169,206        | 11.7%         |
| Aug-21         | 86           | 2%          | 144          | -10%       | 0.60        | 616        | -18%        | 7.16             | 80         | 93.1%        | 151,750        | 30.3%        | 168,578        | 23.2%         |
| Sep-21         | 90           | -11%        | 113          | -20%       | 0.80        | 594        | -19%        | 6.60             | 83         | 95.3%        | 172,725        | 8.3%         | 197,494        | 13.7%         |
| Oct-21         | 90           | 10%         | 113          | 5%         | 0.80        | 571        | -17%        | 6.34             | 96         | 93.5%        | 166,500        | 16.8%        | 175,122        | 11.5%         |
| Nov-21         | 62           | 9%          | 77           | -10%       | 0.81        | 536        | -15%        | 8.65             | 91         | 93.7%        | 170,000        | 21.4%        | 184,229        | 10.5%         |
| Dec-21         | 55           | -14%        | 59           | -9%        | 0.93        | 480        | -17%        | 8.73             | 108        | 92.0%        | 124,000        | 2.1%         | 134,815        | -0.8%         |
| <b>2021</b>    | <b>1,017</b> | <b>25%</b>  | <b>1,503</b> | <b>-1%</b> | <b>0.68</b> | <b>574</b> | <b>-21%</b> | <b>6.77</b>      | <b>93</b>  | <b>93.9%</b> | <b>150,000</b> | <b>15.4%</b> | <b>170,629</b> | <b>13.6%</b>  |
| Jan-22         | 55           | -28%        | 70           | -22%       | 0.79        | 457        | -18%        | 8.31             | 103        | 94.0%        | 155,000        | 25.5%        | 178,260        | 22.8%         |
| Feb-22         | 54           | -24%        | 70           | -38%       | 0.77        | 432        | -23%        | 8.00             | 120        | 93.9%        | 158,000        | 18.8%        | 172,507        | 4.6%          |
| Mar-22         | 95           | -4%         | 130          | -24%       | 0.73        | 419        | -28%        | 4.41             | 109        | 94.5%        | 140,000        | -6.7%        | 159,800        | -5.8%         |
| Apr-22         | 89           | -20%        | 134          | -12%       | 0.66        | 429        | -27%        | 4.82             | 84         | 94.9%        | 161,500        | -3.6%        | 180,649        | 0.7%          |
| May-22         | 94           | 0%          | 160          | 12%        | 0.59        | 467        | -22%        | 4.97             | 83         | 94.1%        | 150,000        | -10.7%       | 180,016        | -4.5%         |
| Jun-22         | 108          | 6%          | 171          | -1%        | 0.63        | 485        | -18%        | 4.49             | 78         | 94.9%        | 147,500        | 13.5%        | 175,801        | 13.6%         |
| Jul-22         | 59           | -27%        | 150          | -4%        | 0.39        | 542        | -12%        | 9.19             | 55         | 96.1%        | 168,000        | 18.3%        | 190,704        | 12.7%         |
| Aug-22         | 91           | 6%          | 135          | -6%        | 0.67        | 536        | -13%        | 5.89             | 68         | 94.6%        | 158,635        | 4.5%         | 183,752        | 9.0%          |
| Sep-22         | 76           | -16%        | 144          | 27%        | 0.53        | 540        | -9%         | 7.11             | 65         | 93.0%        | 127,250        | -26.3%       | 162,468        | -17.7%        |
| Oct-22         | 73           | -19%        | 119          | 5%         | 0.61        | 526        | -8%         | 7.21             | 75         | 91.5%        | 125,000        | -24.9%       | 153,016        | -12.6%        |
| Nov-22         | 63           | 2%          | 77           | 0%         | 0.82        | 497        | -7%         | 7.89             | 80         | 92.8%        | 150,000        | -11.8%       | 151,743        | -17.6%        |
| Dec-22         | 46           | -16%        | 42           | -29%       | 1.10        | 430        | -10%        | 9.35             | 89         | 91.8%        | 152,250        | 22.8%        | 153,911        | 14.2%         |
| <b>2022</b>    | <b>903</b>   | <b>-11%</b> | <b>1,402</b> | <b>-7%</b> | <b>0.64</b> | <b>480</b> | <b>-16%</b> | <b>6.38</b>      | <b>83</b>  | <b>94.0%</b> | <b>150,000</b> | <b>0.0%</b>  | <b>171,004</b> | <b>0.2%</b>   |
| Jan-23         | 36           | -35%        | 69           | -1%        | 0.52        | 427        | -7%         | 11.86            | 106        | 93.8%        | 148,500        | -4.2%        | 159,614        | -10.5%        |
| Feb-23         |              |             |              |            |             |            |             |                  |            |              |                |              |                |               |
| Mar-23         |              |             |              |            |             |            |             |                  |            |              |                |              |                |               |
| Apr-23         |              |             |              |            |             |            |             |                  |            |              |                |              |                |               |
| May-23         |              |             |              |            |             |            |             |                  |            |              |                |              |                |               |
| Jun-23         |              |             |              |            |             |            |             |                  |            |              |                |              |                |               |
| Jul-23         |              |             |              |            |             |            |             |                  |            |              |                |              |                |               |
| Aug-23         |              |             |              |            |             |            |             |                  |            |              |                |              |                |               |
| Sep-23         |              |             |              |            |             |            |             |                  |            |              |                |              |                |               |
| Oct-23         |              |             |              |            |             |            |             |                  |            |              |                |              |                |               |
| Nov-23         |              |             |              |            |             |            |             |                  |            |              |                |              |                |               |
| Dec-23         |              |             |              |            |             |            |             |                  |            |              |                |              |                |               |
| <b>2023</b>    | <b>36</b>    | <b>-35%</b> | <b>69</b>    | <b>-1%</b> | <b>0.52</b> | <b>427</b> | <b>-7%</b>  | <b>11.86</b>     | <b>106</b> | <b>93.8%</b> | <b>148,500</b> | <b>-4.2%</b> | <b>159,614</b> | <b>-10.5%</b> |